US00D364130S

United States Patent [19]

Davidson et al.

[11] **Patent Number: Des. 364,130**

[45] **Date of Patent: **Nov. 14, 1995**

[54] **MOTORCYCLE CLUTCH CHAIN GUARD COVER**

[75] Inventors: **William G. Davidson**, Delafield; **Louis Netz**, Grafton, both of Wis.

[73] Assignee: **Harley-Davidson, Inc.**, Milwaukee, Wis.

[**] Term: **14 Years**

[21] Appl. No.: **33,514**

[22] Filed: **Jan. 13, 1995**

Related U.S. Application Data

[62] Division of Ser. No. 16,159, Dec. 9, 1993, Pat. No. Des. 354,464.

[52] **U.S. Cl.** **D12/127**

[58] **Field of Search** D12/126, 127; 280/288.4; 180/219

[56] **References Cited**

U.S. PATENT DOCUMENTS

D. 294,923	3/1988	Nagy	D12/126
D. 354,260	1/1995	Davidson et al.	D12/127
D. 354,461	1/1995	Davidson et al.	D12/126
D. 354,462	1/1995	Davidson et al.	D12/126
D. 354,464	1/1995	Davidson et al.	D12/127

OTHER PUBLICATIONS

1991 Parts & Accessories Eagle Iron Catalog, pp. 6, 12, and 13.
1993 Accessories Harley–Davidson, Inc. Catalog, pp. 15, 55, 98, 99, and 101.
Custom Chrome 1992 Catalog, pp. 303–307.
93 V–Twin, pp. 438 and 439.
94 Custom Chrome Catalog, pp. 437–441.

Primary Examiner—A. Hugo Word
Assistant Examiner—M. Brown
Attorney, Agent, or Firm—Michael, Best & Friedrich

[57] **CLAIM**

The ornamental design for a motorcycle clutch chain guard cover, as shown and described.

DESCRIPTION

FIG. **1** is a front perspective view of an ornamental design of a motorcycle clutch chain guard cover according to our invention;
FIG. **2** is a top view thereof;
FIG. **3** is a front elevation view thereof, the rear elevation view being a mirror image thereof;
FIG. **4** is a right side elevation view thereof, the left side elevation view being a mirror image thereof;
FIG. **5** is a bottom view thereof; and,
FIG. **6** is a rear perspective view thereof.

1 Claim, 2 Drawing Sheets

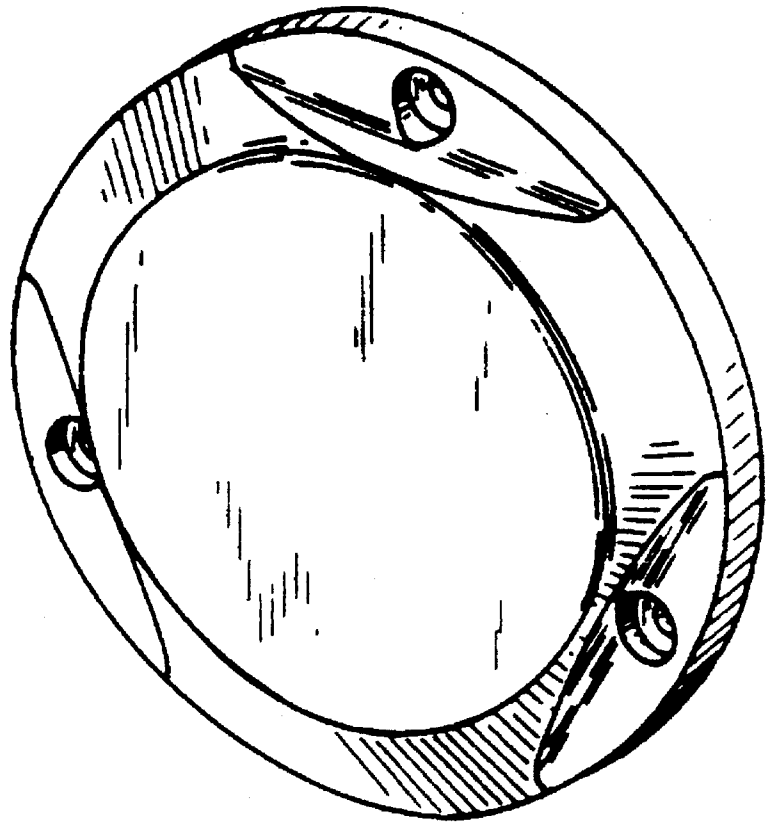

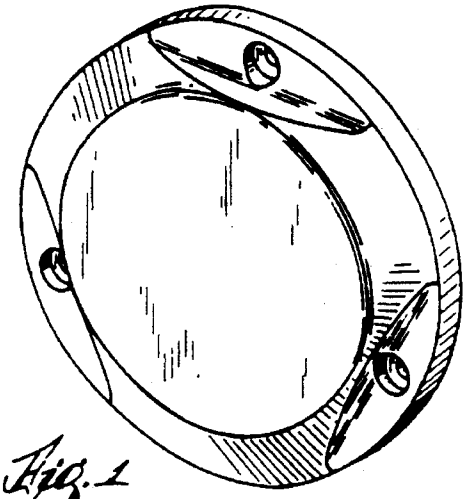

Fig. 1

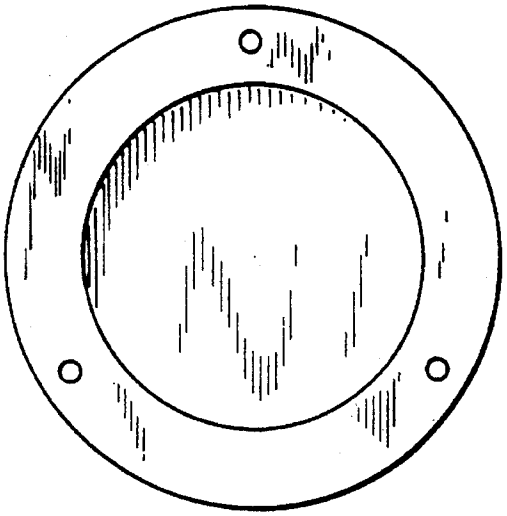

Fig. 5

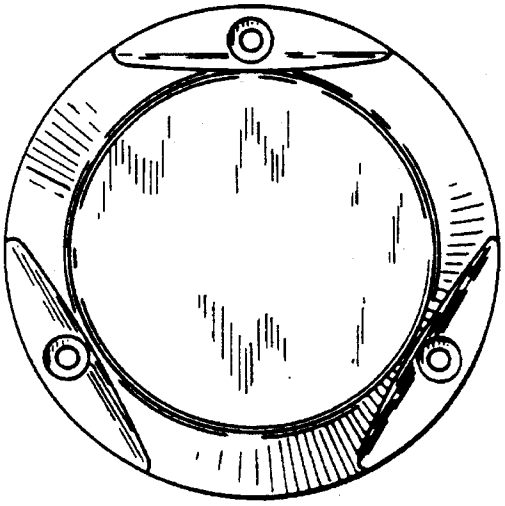

Fig. 2



Fig. 3



Fig. 4

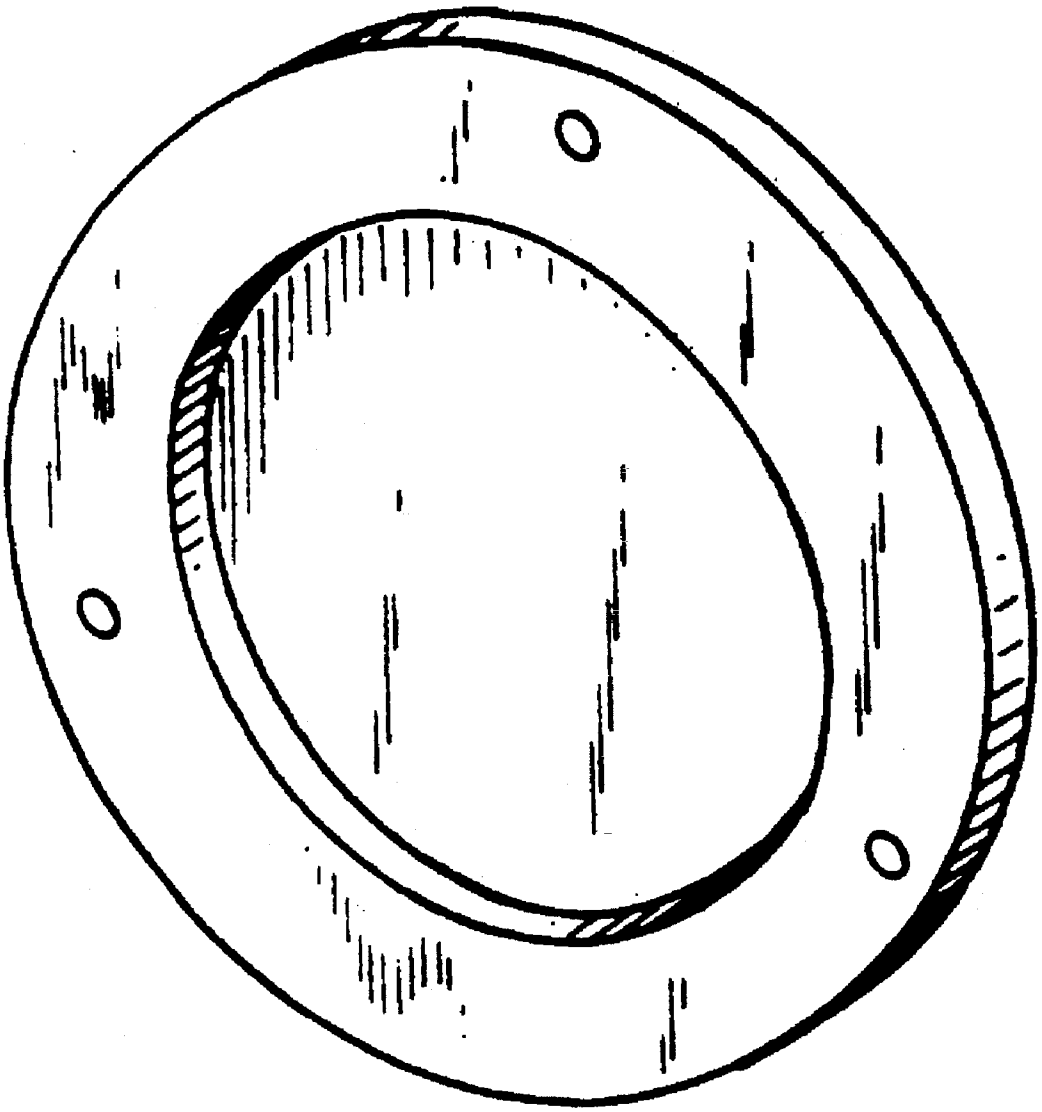

Fig. 6