



(86) Date de dépôt PCT/PCT Filing Date: 2008/03/26
 (87) Date publication PCT/PCT Publication Date: 2008/10/16
 (45) Date de délivrance/Issue Date: 2012/03/06
 (85) Entrée phase nationale/National Entry: 2009/09/16
 (86) N° demande PCT/PCT Application No.: JP 2008/055648
 (87) N° publication PCT/PCT Publication No.: 2008/123278
 (30) Priorités/Priorities: 2007/03/26 (JP2007-079469);
 2007/05/11 (JP2007-127296)


(51) Cl.Int./Int.Cl. *C09D 1/00* (2006.01),
B05D 5/00 (2006.01), *C09D 183/04* (2006.01),
C09D 7/12 (2006.01), *C09D 5/16* (2006.01)

(72) Inventeurs/Inventors:
 KITAZAKI, SATORU, JP;
 KAMESHIMA, JUNJI, JP;
 OMOSHIKI, KOJI, JP;
 TAKAKI, YOJI, JP;
 TANAKA, YUKI, JP;
 IWATA, HIRONAGA, JP;

(73) Propriétaire/Owner:
 TOTO LTD., JP

(74) Agent: FETHERSTONHAUGH & CO.

(54) Titre : OBJET REVETU D'UN PHOTOCATALYSEUR ET FLUIDE DE REVETEMENT PHOTOCATALYTIQUE
 (54) Title: PHOTOCATALYST-COATED BODY AND PHOTOCATALYTIC COATING LIQUID THEREFOR



(57) Abrégé/Abstract:

There is disclosed a photocatalyst-coated body which is superior in weather resistance, noxious gas decomposability, and various coating properties (such as ultraviolet absorptivity, transparency and film strength) while preventing corrosion of a substrate (in particular an organic substrate), and a photocatalyst coating liquid therefor. The photocatalyst-coated body comprises a substrate and a photocatalyst layer provided on the substrate. The photocatalyst layer comprises photocatalyst particles of 1 part or more by mass and less than 20 parts by mass; inorganic oxide particles of 70 parts or more by mass and less than 99 parts by mass; and a hydrolyzable silicone of zero parts or more by mass and less than 10 parts by mass, provided that a total amount of the photocatalyst particles, the inorganic oxide particles and the hydrolyzable silicone is 100 parts by mass.

(72) Inventeurs(suite)/Inventors(continued): HAYAKAWA, MAKOTO, JP; KANNO, MITSUYOSHI, JP

ABSTRACT

There is disclosed a photocatalyst-coated body which is superior in weather resistance, noxious gas decomposability, and various coating properties (such as ultraviolet absorptivity, transparency and film strength) while preventing corrosion of a substrate (in particular an organic substrate), and a photocatalyst coating liquid therefor. The photocatalyst-coated body comprises a substrate and a photocatalyst layer provided on the substrate. The photocatalyst layer comprises photocatalyst particles of 1 part or more by mass and less than 20 parts by mass; inorganic oxide particles of 70 parts or more by mass and less than 99 parts by mass; and a hydrolyzable silicone of zero parts or more by mass and less than 10 parts by mass, provided that a total amount of the photocatalyst particles, the inorganic oxide particles and the hydrolyzable silicone is 100 parts by mass.

PHOTOCATALYST-COATED BODY AND
PHOTOCATALYTIC COATING LIQUID THEREFOR

TECHNICAL FIELD

5 [0001] The present invention relates to a photocatalyst-coated body which is superior in weather resistance, noxious gas decomposability, and various coating properties, particularly suitable for use in exterior materials for buildings and the like. The present invention also relates to a
10 photocatalyst coating liquid for the photocatalyst-coated body.

BACKGROUND ART

[0002] Photocatalysts such as titanium oxide have been recently utilized in various applications such as exterior materials for buildings. Employment of the photocatalyst
15 makes it possible to harness light energy to decompose various types of noxious substances and to hydrophilize the surface of a substrate coated with the photocatalyst to allow a stain deposited on the surface to be easily washed away with water. The following techniques have been known for producing
20 photocatalyst-coated bodies coated with such a photocatalyst.

[0003] It is known to use an aqueous dispersion comprising photocatalytic metallic oxide particles, a colloidal silica, and a surfactant to impart hydrophilic properties to the surface of a synthetic resin or the like (see, for example,
25 Japanese Patent Laid-Open Publication No. 1999-140432). In this technique, the hydrophilic properties are intensified by adding a large amount of a surfactant ranging from 10 wt% to 25 wt%. Also, the film thickness is set at 0.4 μm or less in order to prevent white turbidity from being caused by diffuse
30 reflection of light.

[0004] It is also known to form on the substrate a coating film comprising a photocatalytic titanium dioxide and a binder silica sol to obtain a photocatalyst body (see, for example,
Japanese Patent Laid-Open No. 1999-169727). In this
35 technique, the additive amount of the silica sol in view of SiO_2 is 20 parts to 200 parts by weight of the titanium dioxide, and the

TiO₂ content ratio is high. The particle diameter of the silica sol is as small as 0.1 nm to 10 nm.

[0005] It is also known that a photocatalyst coating material is used to form a photocatalyst coating film that transmits 50 % or more of light having a wavelength of 500 nm and blocks 80 % or more of light having a wavelength of 320 nm (see, for example, in Japanese Patent Laid-Open No. 2004-359902). In this technique, an organosiloxane partial hydrolysate is used as a binder of the photocatalyst coating material, in which the organosiloxane partial hydrolysate is contained preferably in an amount of 5 mass% to 40 mass% of the entire coating composition.

[0006] In the meantime, a problem has been conventionally known that, when a substrate for a photocatalyst layer is composed of an organic material, the organic material is decomposed or deteriorated due to photocatalytic activity of the photocatalyst. In order to address this problem, it is known that an adhesive layer made of a silicone-modified resin or the like is provided between a photocatalyst layer and a substrate to protect the substrate from being deteriorated by the photocatalysis (see, for example, WO97/00134).

SUMMARY OF THE INVENTION

[0007] The inventors have currently found that a photocatalyst-coated body which is superior in weather resistance, noxious gas decomposability, and various coating properties (such as ultraviolet absorptivity, transparency and film strength) can be obtained while preventing corrosion of a substrate (in particular an organic substrate), by constituting a photocatalyst layer with a specified composition that comprises photocatalyst particles and inorganic oxide particles in a specified mass ratio and minimizing a hydrolyzable silicone and a surfactant to no or a small amount.

[0008] Accordingly, it is an object of the present invention to provide a photocatalyst-coated body which is superior in weather resistance, noxious gas decomposability, and various coating properties (such as ultraviolet absorptivity, transparency

and film strength) while preventing corrosion of a substrate (in particular an organic substrate). It is also an object of the present invention to provide a photocatalyst coating liquid for the photocatalyst-coated body.

5 [0009] According to an aspect of the present invention, there is provided a photocatalyst-coated body comprising a substrate and a photocatalyst layer provided on the substrate, the photocatalyst layer comprising:

10 photocatalyst particles of 1 part or more by mass and less than 20 parts by mass;

inorganic oxide particles of 70 parts or more by mass and less than 99 parts by mass; and

a hydrolyzable silicone of zero parts or more by mass and less than 10 parts by mass,

15 provided that a total amount of the photocatalyst particles, the inorganic oxide particles and the hydrolyzable silicone is 100 parts by mass.

[0010] According to another aspect of the present invention, there is provided a photocatalyst coating liquid used
20 for manufacturing the photocatalyst-coated body according to any one of claims 1 to 11, comprising, in a solvent,

photocatalyst particles of 1 part or more by mass and less than 20 parts by mass;

25 inorganic oxide particles of 70 parts or more by mass and less than 99 parts by mass; and

a hydrolyzable silicone of zero parts or more by mass and less than 10 parts by mass,

30 provided that the total amount of the photocatalyst particles, the inorganic oxide particles and the hydrolyzable silicone is 100 parts by mass.

31738-4

3a

[0010a] According to still another aspect of the present invention, there is provided a photocatalyst-coated body comprising a substrate and a photocatalyst layer provided on the substrate, the photocatalyst layer comprising: titanium oxide (TiO₂) particles of 1 part or more by mass and less than 20 parts by mass; and
5 inorganic oxide particles of 70 parts or more by mass and less than 99 parts by mass; provided that a total amount of the titanium oxide (TiO₂) particles and the inorganic oxide particles is 100 parts by mass, wherein the inorganic oxide has a number average particle diameter ranging from 10 nm to less than 40 nm calculated by measuring lengths of 100 particles randomly selected from particles located within a
10 visible field magnified 200,000 times by a scanning electron microscope.

[0010b] According to yet another aspect of the present invention, there is provided a photocatalyst coating liquid used for manufacturing the photocatalyst-coated body as defined herein, comprising, in a solvent, titanium oxide (TiO₂) particles of 1 part or more by mass and less than 20 parts by mass; and inorganic
15 oxide particles of 70 parts or more by mass and less than 99 parts by mass; provided that the total amount of the titanium oxide (TiO₂) particles and the inorganic oxide particles is 100 parts by mass, wherein the inorganic oxide has a number average particle diameter ranging from 10 nm to less than 40 nm calculated by measuring lengths of 100 particles randomly selected from particles located within a visible field
20 magnified 200,000 times by a scanning electron microscope.

BRIEF DESCRIPTION OF THE DRAWINGS

[0011] Fig. 1 is a graph showing the relationship between the values Δb being a change in color difference between before and after the accelerated test and TiO₂ content ratios, measured in Examples 1 to 7, in which the values of the TiO₂ content
25 ratios (parts by mass) represent the proportion of the mass of

the titanium oxide particles to the total amount of the titanium oxide particles and the silica particles.

Fig. 2 is a graph showing the relationship between the linear transmittance at 550nm (%) and the film thickness (μm), measured in Examples 12 to 19, in which the ratios of 1/99, 5/95, 10/90 represent the titanium-particle/silica-particle mass ratio.

Fig. 3 is a graph showing the relationship between the ultraviolet (300nm) shield rate (%) and the film thickness (μm), measured in Examples 12 to 19, in which the ratios of 1/99, 5/95, 10/90 represent the titanium-particle/silica-particle mass ratio.

DETAILED DESCRIPTION OF THE INVENTION

[0012]

15 Photocatalyst-coated body

The photocatalyst-coated body according to the present invention comprises a substrate and a photocatalyst layer provided on the substrate. The photocatalyst layer includes 1 part or more and less than 20 parts by mass of photocatalyst particles, 70 parts or more and less than 99 part by mass of inorganic oxide particles, zero parts or more and less than 10 parts by mass of a hydrolyzable silicone as an optional component, and zero parts or more and less than 10 parts by mass of a surfactant as an optional component. The total amount of the photocatalyst particles, the inorganic oxide particles, and the hydrolyzable silicone is 100 parts by mass, and the parts by mass of the surfactant are determined with respect to the total 100 parts by mass.

[0013]

The photocatalyst layer according to the present invention basically comprises 1 part or more and less than 20 parts by mass of photocatalyst particles and 70 parts or more and less than 99 parts by mass of inorganic oxide particles. This constitution makes it possible to achieve a photocatalyst-coated body which is superior in weather resistance, noxious gas decomposability, and various coating properties (such as ultraviolet absorptivity, transparency and

film strength) while preventing corrosion of a substrate (in particular an organic substrate). The reason why these effects are realized all together is not clear, but may be supposed to be as follows. The following explanation is only a hypothesis, and the present invention is not limited by the following hypothesis. First, since the photocatalyst layer basically comprises two kinds of particles, i.e., the photocatalyst particles and the inorganic oxide particles, there is a lot of space between the particles. In the case of using a large amount of a hydrolyzable silicone widely used as a binder for a photocatalyst layer, it is considered that the hydrolyzable silicone would block diffusion of the gas because the space between particles is closely filled up. However, the photocatalyst layer of the present invention is free from a hydrolyzable silicone or, in the alternative, comprises the hydrolyzable silicone of less than 10 parts by mass with respect to the total 100 parts by mass of the photocatalyst particles, the inorganic oxide particles and the hydrolyzable silicone. For this reason, it is supposed that the space between particles can be sufficiently ensured. The space thus ensured leads to realization of a structure in which noxious gases such as NO_x and SO_x are readily diffused into the photocatalyst layer. As a result, it is supposed that the noxious gases come into effective contact with the photocatalyst particles to be decomposed by the photocatalyst activity.

[0014] At the same time, it is considered that, since the proportion of the photocatalyst particles is quite lower than that of the inorganic oxide particles, direct contact of the photocatalyst particles with the substrate can be minimized to suppress corrosion of the substrate (in particular the organic substrate). It is also supposed that the substrate can be prevented from being damaged from ultraviolet light because the photocatalyst itself absorbs ultraviolet light to reduce the amount of ultraviolet light reaching the substrate. As a result, the photocatalyst layer of the present invention is able to be formed on a substrate of which at least the surface is composed of an organic material, by direct application without interposing

an intermediate layer for protecting the substrate. Thus, since there is no necessity to form the intermediate layer, it is possible to save time and cost required for manufacturing photocatalyst-coated bodies. In addition, the photocatalyst layer of the present invention may not comprise a surfactant, but even if the photocatalyst layer comprises the surfactant, the amount of surfactant is set to less than 10 parts by mass with respect to the total 100 parts by mass of the photocatalyst particles, the inorganic oxide particles and the hydrolyzable silicone. By this setting, it is supposed to prevent deterioration in film strength and noxious gas decomposability, which is caused by a large amount of the surfactant being contained. With the above various phenomena occurring all together, it is thought to achieve a photocatalyst-coated body which is superior in weather resistance, noxious gas decomposability, and various coating properties (such as ultraviolet absorptivity, transparency and film strength) while preventing corrosion of a substrate (in particular an organic substrate).

[0015]

20 Substrate

The substrate usable in the present invention may be various materials on which the photocatalyst layer can be formed, regardless of an organic material or an inorganic material, and the shape of the substrate is not limited. Preferable examples of substrates in view of material include metals, ceramics, glasses, plastics, rubbers, stones, cements, concretes, fibers, fabrics, woods, papers, combinations of these, laminations of these, and ones having at least one coated layer on the surface of these. Preferable examples of substrates in view of application include building materials; building exterior materials; window frames; window glasses; structural members; exterior components and coating of vehicles; exterior components of machines; apparatus and goods; dustproof masks and coating; traffic signs; various types of displays; advertising pillars; road sound barriers; railway sound barriers; bridges; exterior components and coating of crash barriers;

inner walls and coating of tunnels; insulators; solar cell covers; heat-collecting covers for solar water heaters; plastic greenhouses; vehicle lamp covers; outdoor lighting apparatus; pedestals; and various exterior materials such as films, sheets
5 and seals to be attached to the surfaces of the above articles.

[0016] According to a preferred aspect of the present invention, the substrate may have at least the surface composed of an organic material, and include a substrate entirely made of an organic material and a substrate made of an
10 inorganic material of which the surface is covered with an organic material (e.g., decorative plate). According to the photocatalyst layer of the present invention, corrosion does not easily occur in an organic material, which is sensitive to the photocatalyst activity, a photocatalyst-coated body having
15 superior functions can be produced by use of the photocatalyst layer alone without an intermediate layer. As a result, since there is no necessity to form the intermediate layer, it is possible to save time and cost required for manufacturing photocatalyst-coated bodies.

20 [0017]

Photo-crystal layer and photo-crystal coating liquid for forming it

The photocatalyst layer according to the present invention comprises 1 part or more and less than 20 parts by mass of photocatalyst particles, 70 parts or more and less than
25 99 part by mass of inorganic oxide particles, zero parts or more and less than 10 parts by mass of a hydrolyzable silicone, and zero parts or more and less than 10 parts by mass of a surfactant. The total amount of the photocatalyst particles, the inorganic oxide particles and the hydrolyzable silicone is 100
30 parts by mass. The photocatalyst layer can be formed by coating the substrate with a photocatalyst coating liquid comprising a solvent and a solute comprising the above-described constituents in the above-described mass ratio dispersed in the solvent.

35 [0018] According to a preferred aspect of the present invention, the film thickness of the photocatalyst layer is

preferably 0.5 μm to 3.0 μm , more preferably 1.0 μm to 2.0 μm . Within this film-thickness range, ultraviolet light reaching the interface between the photocatalyst layer and the substrate is sufficiently attenuated, leading to an improvement in weather
5 resistance. In addition, it is possible to increase the amount of photocatalyst particles positioned in the film-thickness direction although the content ratio of the photocatalyst particle is lower than that of the inorganic oxide particles, resulting in an improvement in noxious gas decomposability. Further, superior
10 properties in ultraviolet absorptivity, transparency and film strength can be provided.

[0019] The photocatalyst particles usable in the present invention are not particularly limited as far as they have photocatalyst activity, and particles of various types of
15 photocatalysts can be used. Examples of the photocatalyst particles include metal-oxide particles such as particles of titanium oxide (TiO_2), ZnO, SnO_2 , SrTiO_3 , WO_3 , Bi_2O_3 , and Fe_2O_3 , preferably titanium oxide particles, more preferably anatase titanium oxide particles. The titanium oxide is harmless,
20 chemically stable and available in low cost. Because of its high band gap energy, the titanium oxide needs ultraviolet light for photoexcitation and does not absorb visible light in the process of the photoexcitation. As a result, coloration by complementary color components does not occur. The titanium
25 oxide is available in various forms such as powder, sol, and solution. Any form of titanium oxide may be employed as far as it exhibits photocatalyst activity. According to a preferred aspect of the present invention, the photocatalyst particles preferably have an average particle size of 10 nm to 100 nm,
30 more preferably 10 nm to 60 nm. The average particle size is calculated as a number average value obtained by measuring the lengths of 100 particles randomly selected from the particles located within a visible field magnified 200,000 times by a scanning electron microscope. The most suitable shape of the
35 particle is a perfect sphere, but an approximately round or elliptical particle may be employed, in which case the length of

the particle is approximately calculated as ((long diameter + short diameter)/2). Within this range, the weather resistance, the noxious gas decomposability, and the desired coating properties (such as ultraviolet absorptivity, transparency and film strength) are effectively exhibited. When a commercially available photocatalyst of sol form is used and processed so that the particle diameter becomes 30 nm or less, preferably 20 nm or less, it is also possible to produce a photocatalyst layer with especially high transparency.

10 [0020] The content of the photocatalyst particles in the photocatalyst layer or the coating liquid of the present invention is 1 part or more and less than 20 parts by mass, preferably 5 parts to 15 parts by mass, more preferably 5 parts to 10 parts by mass with respect to the total 100 parts by mass of the photocatalyst particles, the inorganic oxide particles and the hydrolyzable silicone. Since the proportion of the photocatalyst particles is set to be low as described above, direct contact of the photocatalyst particles with the substrate is reduced as much as possible, thus suppressing corrosion of the substrate (in particular the organic material). As a result, it is supposed that the weather resistance is also improved. Nevertheless, the functions of the noxious gas decomposability and the ultraviolet absorptivity to be caused by photocatalyst activity can be also effectively exhibited.

25 [0021] According to a preferred aspect of the present invention, titania may be added to the photocatalyst layer or the photocatalyst coating liquid, together with at least one metal selected from the group consisting of vanadium, iron, cobalt, nickel, palladium, zinc, ruthenium, rhodium, lead, copper, silver, platinum and gold and/or a metallic compound of these metals, in order to improve the photocatalytic ability. This addition can be conducted in accordance with either a method of adding a solution containing a photocatalyst and the above-described metal or metallic compound as it is or a method of using the photocatalysis redox reaction to allow the metal or metallic compound to be supported on the

photocatalyst.

[0022] The inorganic oxide particles employed in the present invention is not particularly limited as long as they are capable of being combined with the photocatalyst particles to form a layer, and any type of inorganic oxide particles may be employed. Examples of such inorganic oxide particles include particles of a single oxide such as silica, alumina, zirconia, ceria, yttria, boronia, magnesia, calcia, ferrite, amorphous titania and hafnia; and particles of a composite oxide such as barium titanate and calcium silicate, preferably silica particles. These inorganic oxide particles preferably are in an aqueous colloid form with water as a dispersion medium or in an organosol form of a colloidal dispersion in a hydrophilic solvent such as ethyl alcohol, isopropyl alcohol or ethylene glycol, and colloidal silica is particularly preferable. According to a preferred aspect of the present invention, the average particle size of the inorganic oxide particles is preferably 10 nm or more and less than 40 nm, more preferably 10 nm to 30 nm. The average particle size is calculated as a number average value obtained by measuring the lengths of 100 particles randomly selected from the particles located within a visible field magnified 200,000 times by a scanning electron microscope. The most suitable shape of the particle is a perfect sphere, but an approximately round or elliptical particle may be employed, in which case the length of the particle is approximately calculated as $((\text{long diameter} + \text{short diameter})/2)$. Within this range, the weather resistance, the noxious gas decomposability, and the desired coating properties (such as ultraviolet absorptivity, transparency and film strength) are effectively exhibited. In particular, it is also possible to produce a transparent photocatalyst layer with especially high adhesion.

[0023] The content of the inorganic oxide particles in the photocatalyst layer or the coating liquid of the present invention is 70 parts or more and less than 99 parts by mass, preferably 80 parts to 95 parts by mass, more preferably 85 parts to 95 parts by mass, further preferably 90 parts to 95 parts by mass,

with respect to the total 100 parts by mass of the photocatalyst particles, the inorganic oxide particles and the hydrolyzable silicone.

[0024] The photocatalyst layer of the present invention preferably is substantially free from the hydrolyzable silicone, more preferably completely free from the hydrolyzable silicone. The hydrolyzable silicone is a generic name for organosiloxane having an alkoxy group and/or a partial hydrolysis condensate of the organosiloxane. However, the hydrolyzable silicone may be added as an optional component to such a level that the noxious gas decomposability of the present invention can be ensured. Accordingly, the hydrolyzable silicone content is, on a silica basis, zero parts or more and less than 10 parts by mass, preferably 5 parts or less by mass, most preferably zero parts by mass, with respect to the total 100 parts by mass of the photocatalyst particles, the inorganic oxide particles and the hydrolyzable silicone. A tetrafunctional silicone compound is frequently used as a hydrolyzable silicone, and is commercially available, for example, as ethylsilicate 40 (oligomer, R is an ethyl group), ethylsilicate 48 (oligomer, R is an ethyl group), methylsilicate 51 (oligomer, R is methyl group), all of which are produced by Colcoat Co. Ltd.

[0025] The surfactant usable in the present invention may be added to the photocatalyst layer in an amount of zero parts or more by mass and less than 10 parts by mass as an optional component, preferably zero parts to 8 parts by mass, more preferably zero parts to 6 parts by mass. One of the effects of the surfactant is the leveling properties to the substrate. Therefore, the amount of surfactant may be appropriately determined within the aforementioned range, depending on a combination of the coating liquid and the substrate. In this case, the lower limit of the content of the surfactant may be 0.1 parts by mass. The surfactant is a component effective for improving the coating properties of the photocatalyst coating liquid. In the photocatalyst layer formed after being coated, however, the surfactant corresponds to unavoidable impurities

which do not contribute to the benefits provided by the photocatalyst-coated body of the present invention. Accordingly, the surfactant can be employed within in the above content range depending on coating properties required for the photocatalyst coating liquid. If coating properties are not considered, substantially no or completely no surfactant may be comprised. A surfactant to be used may be suitably chosen in view of dispersion stability of photocatalyst or inorganic oxide particles or coating properties when the coating is applied to an intermediate layer. Preferred examples of the surfactant include nonionic surfactants, more preferably ether-type nonionic surfactants, ester-type nonionic surfactants, poly-alkylene glycol-type nonionic surfactants, fluorinated nonionic surfactants, and silicon-based nonionic surfactants.

[0026] The photocatalyst coating liquid of the present invention can be obtained by dispersing the photocatalyst particles, the inorganic oxide particles, and optionally the hydrolyzable silicone and the surfactant, into a solvent in the aforementioned specific proportion. Any type of solvent may be employed in which the above-described constituents can be appropriately dispersed, and may be water or an organic solvent. The solid concentrations of the photocatalyst coating liquid of the present invention are not particularly limited, but is preferably 1 mass% to 10 mass% for coating easily. Analysis of the constituents in the photocatalyst composition can be conducted by using ultrafiltration to separate the coating liquid into particle components and a filtrate to be respectively analyzed in infrared spectroscopic analysis, gel permeation chromatography, X-ray fluorescence spectrochmeical analysis or the like for spectral analysis.

[0027]

Manufacturing process

The photocatalyst-coated body of the present invention can be readily manufactured by applying the photocatalyst coating liquid of the present invention to the substrate. Application of the photocatalyst layer can be

- Aqueous dispersion-type colloidal silica (produced by Nissan Chemical Industrials Ltd., trade name: SNOWTEX S, particle diameter: 8 nm to 11 nm, solids content: 30%) (used in Example 22)

- 5 - Aqueous dispersion-type colloidal silica (produced by Nissan Chemical Industrials Ltd., trade name: SNOWTEX XS, particle diameter: 4 nm to 6 nm, solids content: 20%) (used in Example 23)

Hydrolyzable Silicone

- 10 - Polycondensate of tetramethoxysilane (produced by Tama Chemicals Co., Ltd., trade name: M silicate 51)

Surfactant

- Polyether modified silicone surfactant (produced by Shin-Etsu Chemical Co., Ltd., trade name: silicone-modified polyether
15 (KF-643))

[0029]

Examples 1-7: Evaluation of weather resistance

A photocatalyst-coated body having a photocatalyst layer was produced as follows. A colored organic
20 coated body was prepared as a substrate. The colored organic coated body was obtained by coating a float plate glass with a general-purposed acrylic silicone with a carbon black powder added, and then sufficiently drying and curing it. On the other hand, a photocatalyst coating liquid was prepared by mixing a
25 titania aqueous dispersion as a photocatalyst, an aqueous dispersion-type colloidal silica as an inorganic oxide, water as a solvent, and a polyether-modified silicone surfactant all together in the proportions shown in Table 1. It should be noted that the photocatalyst coating liquid does not include the
30 hydrolyzable silicone. The total solid concentration of the photocatalyst and the inorganic oxide in the photocatalyst coating liquid was 5.5 % by mass.

[0030] The photocatalyst coating liquid thus obtained was applied, by spray coating, to the colored organic coated body
35 which has been previously heated to 50 °C. The photocatalyst coating liquid was then dried for 5 minutes at 120 °C. In this

way, a photocatalyst layer was formed to obtain a photocatalyst-coated body. When the film thickness of the photocatalyst layer was measured with a scanning electron microscope, the film thickness was about 0.5 μm in each of
 5 Examples 1 to 7.

[0031] A weathering test was conducted on the photocatalyst-coated body thus obtained with the size of 50mm X 100mm as described below. The photocatalyst-coated body was placed in a sunshine weather meter (produced by SUGA
 10 TEST INSTRUMENTS CO., LTD., S-300C) in accordance with JIS B7753. After a lapse of 300 hours, a test piece was taken out to measure a color difference before and after the accelerated test with Color Meter ZE2000 produced by Nippon Denshoku Instruments Co., Ltd. The values Δb of the measurement were
 15 compared to evaluate the degree of color change.

[0032] The results are shown in Table 1 and Fig. 1, in which "G" means that the color showed little change and "NG" means that the values Δb became positive (yellow discoloration). As shown in Table 1 and Fig. 1, it has been found that the
 20 photocatalyst-coated body has sufficient weather resistance by setting the photocatalyst content in the photocatalyst layer to less than 20 parts by mass, preferably 15 parts or less by mass, even when the photocatalyst layer is formed on the organic substrate.

25 [0033]

Table 1

Example No.	Titanium oxide particles (part by mass)	Silica particles (part by mass)	Surfactant (part by mass)	Δb
1	1	99	6	G
2	5	95	6	G
3	10	90	6	G
4	15	85	6	G
5	18	82	6	G
6*	20	80	6	NG
7*	30	70	6	NG

*: Comparative Examples

[0034]

Examples 8-11: Evaluation of noxious gas decomposability

A photocatalyst-coated body having a photocatalyst layer was produced as follows. A colored organic coated body was prepared as a substrate. The colored organic coated body was obtained by coating a float plate glass with a general-purposed acrylic silicone with carbon black powder added, and then sufficiently drying and curing it. On the other hand, a photocatalyst coating liquid was prepared by mixing a titania aqueous dispersion as a photocatalyst, an aqueous dispersion-type colloidal silica as an inorganic oxide, water as a solvent, a polyether-modified silicone surfactant, and a polycondensate of tetramethoxysilane as a hydrolyzable silicone all together in the proportions shown in Table 2. It should be noted that the photocatalyst coating liquids in Examples 8 and 10 do not include the hydrolyzable silicone. The total solid concentration of the photocatalyst and the inorganic oxide in the photocatalyst coating liquid was 5.5 % by mass.

[0035] The photocatalyst coating liquid thus obtained was applied, by spray coating, to the colored organic coated body which has been previously heated to 50 °C. The photocatalyst coating liquid was then dried for 5 minutes at 120 °C. In this way, a photocatalyst layer was formed to obtain a photocatalyst-coated body. When the film thickness (μm) of the photocatalyst layer was measured with a scanning electron microscope, the film thickness was about 1 μm in each of Examples 8 to 11.

[0036] A gas decomposition test was conducted on the photocatalyst-coated body thus obtained with the size of 50mm X 100mm as described below. As a pretreatment, the photocatalyst-coated body was irradiated with BLB light at 1 mW/cm^2 for 12 hours or more. The coated body sample was placed in a reactor in accordance with JIS R1701. Air adjusted to 50 %RH at 25 °C was mixed with NO gas to a level about 1000 ppb, and was introduced to the light-shielded reactor for 20 minutes. With the gas being introduced, the BLB light was

applied at 3 mW/cm² for 20 minutes. The reactor was then shielded from light again in a condition where the gas is introduced. The amount of NO_x removed was calculated from the NO concentrations and the NO₂ concentrations before and after the irradiation with the BLB light, in accordance with the following equation:

The amount of NO_x removed = [NO (after BLB irradiation) - NO (at BLB irradiation)] - [NO₂ (at BLB irradiation) - NO₂ (after BLB irradiation)]

[0037] The results are shown in Table 2, in which "G" means that the amount of NO_x removed is 400 ppb or more and "NG" means that the amount of NO_x removed is 10 ppb or less. As shown in Table 2, it has been found that satisfactory NO_x decomposition was demonstrated by the photocatalyst layer comprising the photocatalyst particles and the inorganic oxide and being substantially free from the hydrolyzable silicone. On the other hand, it has been found that the photocatalyst layer comprising 10 parts by mass of the hydrolyzable silicone lost NO_x decomposability.

[0038]

Table 2

Ex.	Titanium oxide particles (PBM)	Silica particles (PBM)	Hydrolyzable silicone (PBM)	Surfactant (PBM)	NO _x removal amount
8	10	90	0	6	G (461 ppb)
9*	10	80	10	6	NG (2 ppb)
10	15	85	0	6	G (532 ppb)
11	15	80	5	6	G (441 ppb)

PBM: Part by mass

*: Comparative Example.

[0039]

25 Examples 12-19: Measurement of linear transmittance and UV shielding rate

30 A photocatalyst-coated body having a photocatalyst layer was produced as follows. A float plate glass of 94% transmittance at the wavelength of 550 nm was prepared as a substrate. On the other hand, a photocatalyst

coating liquid was prepared by mixing a titania aqueous dispersion as a photocatalyst, an aqueous dispersion-type colloidal silica as an inorganic oxide having an average particle diameter ranging from 20 nm to 30 nm, water as a solvent, and
5 a polyether-modified silicone surfactant all together in the proportions shown in Table 3. It should be noted that the photocatalyst coating liquid does not include the hydrolyzable silicone. The total solid concentration of the photocatalyst and the inorganic oxide in the photocatalyst coating liquid was
10 5.5 % by mass.

[0040] The photocatalyst coating liquid thus obtained was applied, by spray coating, to the colored organic coated body which has been previously heated to 50 °C. The photocatalyst coating liquid was then dried for 5 minutes at 120 °C. In this
15 way, a photocatalyst layer was formed to obtain a photocatalyst-coated body. When the film thickness (μm) of the photocatalyst layer was measured with a scanning electron microscope, values were obtained as shown in Table 3.

[0041] Measurements of linear transmittance at 550 nm and ultraviolet (300 nm) shielding rate were conducted on a photocatalyst-coated body with the size of 50mm X 100mm as described below by use of an UV/VIS/NIR spectrophotometer (produced by Shimadzu Corporation, UV-3150).

[0042] The results are shown in Table 3 and Figs. 2 and 3. Evaluation on linear transmittance and ultraviolet shielding rate was conducted according to the following criteria.

<Linear transmittance>

A: linear transmittance at 550 nm is 97 % or more

B: linear transmittance at 550 nm is 95 % or more and less
30 than 97 %

C: linear transmittance at 550 nm is less than 95 %

<UV shielding rate>

A: UV (300 nm) shielding rate is 80 % or more

B: UV (300 nm) shielding rate is 30 % or more and less than
35 80 %

C: UV (300 nm) shielding rate is less than 30 %

As shown in Table 3, Fig. 2 and Fig. 3, it has been found that it is possible to sufficiently shield the ultraviolet, which causes degradation of the organic substance, and to ensure transparency, by setting the film thickness to 3 μm or less when the content of the photocatalyst in the photocatalyst layer ranges from 5 parts to 15 parts by mass.

[0043]

Table 3

Ex.	Titanium oxide particles (PBM)	Silica particles (PBM)	Surfactant (PBM)	Film thickness (μm)	Linear transmittance (550 nm)	UV shielding rate (300 nm)
12	5	95	6	0.5	A	B
13	5	95	6	1.5	A	B
14	10	90	6	0.5	A	B
15	10	90	6	1.5	A	A
16	5	95	6	3	B	A
17	10	90	6	3	B	A
18	1	99	6	0.5	A	C
19	1	99	6	1.5	A	C

PBM: Part by mass

10 [0044]

Examples 20-23: Measurement of Haze

A photocatalyst-coated body having a photocatalyst layer was produced as follows. A float plate glass of 94% transmittance at the wavelength of 550 nm was prepared as a substrate. On the other hand, a photocatalyst coating liquid was prepared by mixing a titania aqueous dispersion as a photocatalyst, an aqueous dispersion-type colloidal silica as an inorganic oxides having various average particle diameters shown in Table 4, water as a solvent, and a polyether-modified silicone surfactant all together in the proportions shown in Table 4. It should be noted that the photocatalyst coating liquid does not comprise the hydrolyzable silicone. The total solid concentration of the photocatalyst and the inorganic oxide in the photocatalyst coating liquid was 5.5 % by mass.

25

[0045] The photocatalyst coating liquid thus obtained was

applied to the above-described substrate by spin coating at 1000 rpm for 10 seconds, and then dried for 5 minutes at 120 °C to form a photocatalyst layer. Haze was measured on a photocatalyst-coated body with the size of 50mm X 100mm thus
 5 obtained by use of a haze meter (produced by Gardner Corporation, haze-gard plus).

[0046] The results are shown in Table 4. As shown in Table 4, it has been found the haze value can be reduced to less than 1% so that transparency can be ensured, by setting the
 10 particle diameter of the metallic oxide particles in the photocatalyst layer to 10 nm to 30 nm.

[0047]

Table 4

Ex.	Titanium oxide particles (PBM)	Silica particles (PBM)	Silica particle diameter (nm)	Surfactant (PBM)	Haze (%)
20	10	90	10 - 20	6	0.68
21	10	90	20 - 30	6	0.48
22	10	90	8 - 11	6	1.11
23	10	90	4 - 6	6	1.22

PBM: Part by mass

15 [0048]

Examples 24-27: Evaluation of influence by surfactant addition

A photocatalyst-coated body having a photocatalyst layer was produced as follows. A colored organic coated body was prepared as a substrate. The colored organic
 20 coated body was obtained by coating a float plate glass with a general-purposed acrylic silicone with a carbon black powder added, and then sufficiently drying and curing it. On the other hand, a photocatalyst coating liquid was prepared by mixing a titania aqueous dispersions as a photocatalyst, an aqueous
 25 dispersion-type colloidal silica as an inorganic oxide, water as a solvent, and a polyether-modified silicone surfactant all together in the proportions shown in Table 5. It should be noted that the photocatalyst coating liquid does not comprise the hydrolyzable silicone. The total solid concentration of the

photocatalyst and the inorganic oxide in the photocatalyst coating liquid was 5.5 % by mass.

[0049] The photocatalyst coating liquid thus obtained was applied, by spray coating, to the colored organic coated body which has been previously heated to 50 °C to 60 °C. The photocatalyst coating liquid was dried for 5 minutes at 120 °C. In this way, a photocatalyst layer was formed to obtain a photocatalyst-coated body. When the film thickness (μm) of the photocatalyst layer was measured with a scanning electron microscope, the film thickness was about 1 μm in each of Examples 24 to 27.

[0050] A gas decomposition test was conducted on the photocatalyst-coated body thus obtained with the size of 50mm X 100mm as described below. As a pretreatment, the photocatalyst-coated body was irradiated with BLB light at 1 mW/cm^2 for 12 hours or more. The coated body sample was placed in a reactor in accordance with JIS R1701. Air adjusted to 50 %RH at 25 °C was mixed with NO gas to a level about 1000 ppb, and was introduced to the light-shielded reactor for 20 minutes. With the gas being introduced, the BLB light was applied at 3 mW/cm^2 for 20 minutes. The reactor was then shielded from light again in a condition where the gas is introduced. The amount of NO_x removed was calculated from the NO concentrations and the NO₂ concentrations before and after the irradiation with the BLB light, in accordance with the following equation:

The amount of NO_x removed = [NO (after BLB irradiation) - NO (at BLB irradiation)] - [NO₂ (at BLB irradiation) - NO₂ (after BLB irradiation)]

[0051] The results are shown in Table 5, in which the NO_x removal efficiencies are shown relatively to the removal efficiency 100 in Example 25. As shown in Table 5, it has been found that increasing the amount of the surfactant leads to reduction in removal efficiency.

[0052]

Table 5

Ex.	Titanium oxide particles (PBM)	Silica particles (PBM)	Surfactant (PBM)	NOx removal efficiencies (Ex. 25 is 100)
24	10	90	0	98
25	10	90	6	100
26*	10	90	10	85
27*	10	90	33.3	79

PBM: Part by mass.

31738-4

23

CLAIMS:

1. A photocatalyst-coated body comprising a substrate and a photocatalyst layer provided on the substrate, the photocatalyst layer comprising:
titanium oxide (TiO₂) particles of 1 part or more by mass and less
5 than 20 parts by mass; and
inorganic oxide particles of 70 parts or more by mass and less
than 99 parts by mass;
provided that a total amount of the titanium oxide (TiO₂) particles and
the inorganic oxide particles is 100 parts by mass,
10 wherein the inorganic oxide has a number average particle diameter
ranging from 10 nm to less than 40 nm calculated by measuring lengths
of 100 particles randomly selected from particles located within a visible field
magnified 200,000 times by a scanning electron microscope.
2. The photocatalyst-coated body according to claim 1, wherein the
15 photocatalyst layer has a film thickness ranging from 0.5 μm to 3.0 μm.
3. The photocatalyst-coated body according to claim 1 or 2, further
comprising a hydrolyzable silicone of less than 10 parts by mass provided that a total
amount of the titanium oxide (TiO₂) particles, the inorganic oxide particles and the
hydrolysable silicone is 100 parts by mass.
- 20 4. The photocatalyst-coated body according to any one of claims 1 to 3,
wherein the photocatalyst layer further comprises a surfactant of 0.1 parts or more by
mass and less than 10 parts by mass.
5. The photocatalyst-coated body according to any one of claims 1 to 4,
wherein the photocatalyst layer comprises the titanium oxide (TiO₂) particles
25 of 5 parts to 15 parts by mass.

31738-4

24

6. The photocatalyst-coated body according to any one of claims 1 to 5, wherein the inorganic oxide particles are silica particles.
7. The photocatalyst-coated body according to any one of claim 1 to 6, wherein the substrate has at least a surface comprising an organic material.
- 5 8. The photocatalyst-coated body according to claim 7, wherein the photocatalyst layer is applied directly on the substrate.
9. The photocatalyst-coated body according to any one of claims 1 to 8, wherein the photocatalyst-coated body is used as an exterior material.
10. A photocatalyst coating liquid used for manufacturing the photocatalyst-
10 coated body according to any one of claims 1 to 9, comprising, in a solvent,
titanium oxide (TiO₂) particles of 1 part or more by mass and less than 20 parts by mass; and
inorganic oxide particles of 70 parts or more by mass and less than 99 parts by mass;
- 15 provided that the total amount of the titanium oxide (TiO₂) particles and the inorganic oxide particles is 100 parts by mass,
wherein the inorganic oxide has a number average particle diameter ranging from 10 nm to less than 40 nm calculated by measuring lengths of 100 particles randomly selected from particles located within a visible field
20 magnified 200,000 times by a scanning electron microscope.
11. The photocatalyst coating liquid according to claim 10, further comprising a hydrolyzable silicone of less than 10 parts by mass provided that a total amount of the titanium oxide (TiO₂) particles, the inorganic oxide particles and the hydrolysable silicone is 100 parts by mass.

31738-4

25

12. The photocatalyst coating liquid according to claim 10 or 11, further comprising a surfactant of 0.1 parts or more by mass and less than 10 parts by mass.
13. The photocatalyst coating liquid according to claim 10 or 11, comprises the titanium oxide (TiO₂) particles of 5 parts to 15 parts by mass.
- 5 14. The photocatalyst coating liquid according to any one of claims 10 to 13, wherein the inorganic oxide particles are silica particles.
15. The photocatalyst coating liquid according to any one of claim 10 to 13, wherein the photocatalyst coating liquid is used for applying a coating to a substrate having at least a surface comprising an organic material.
- 10 16. The photocatalyst coating liquid according to claim 15, wherein the photocatalyst coating liquid is applied directly on the substrate.
17. The photocatalyst coating liquid according to any one of claims 10 to 16, wherein the photocatalyst coating liquid is used for coating an exterior material.

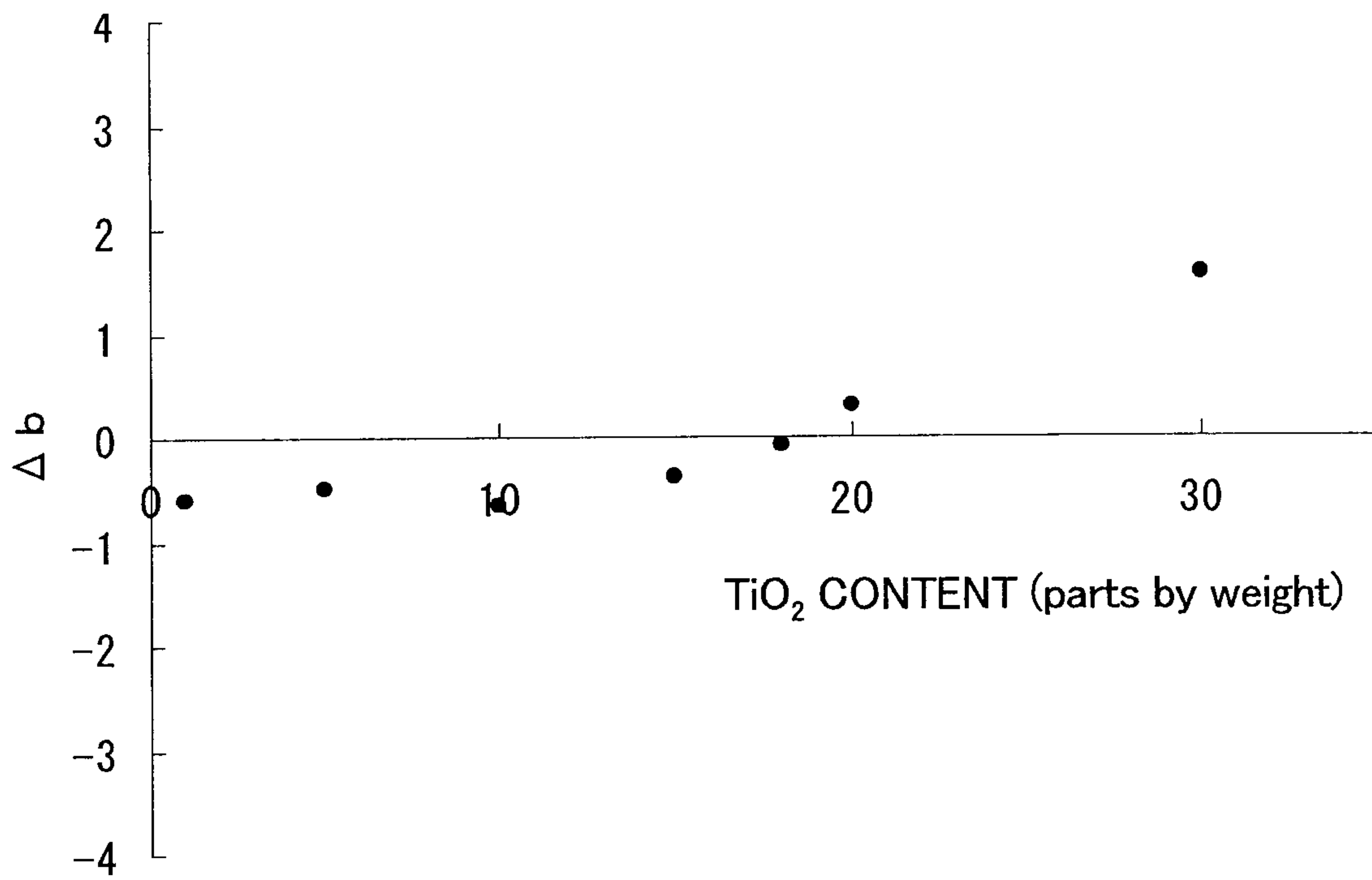


FIG. 1

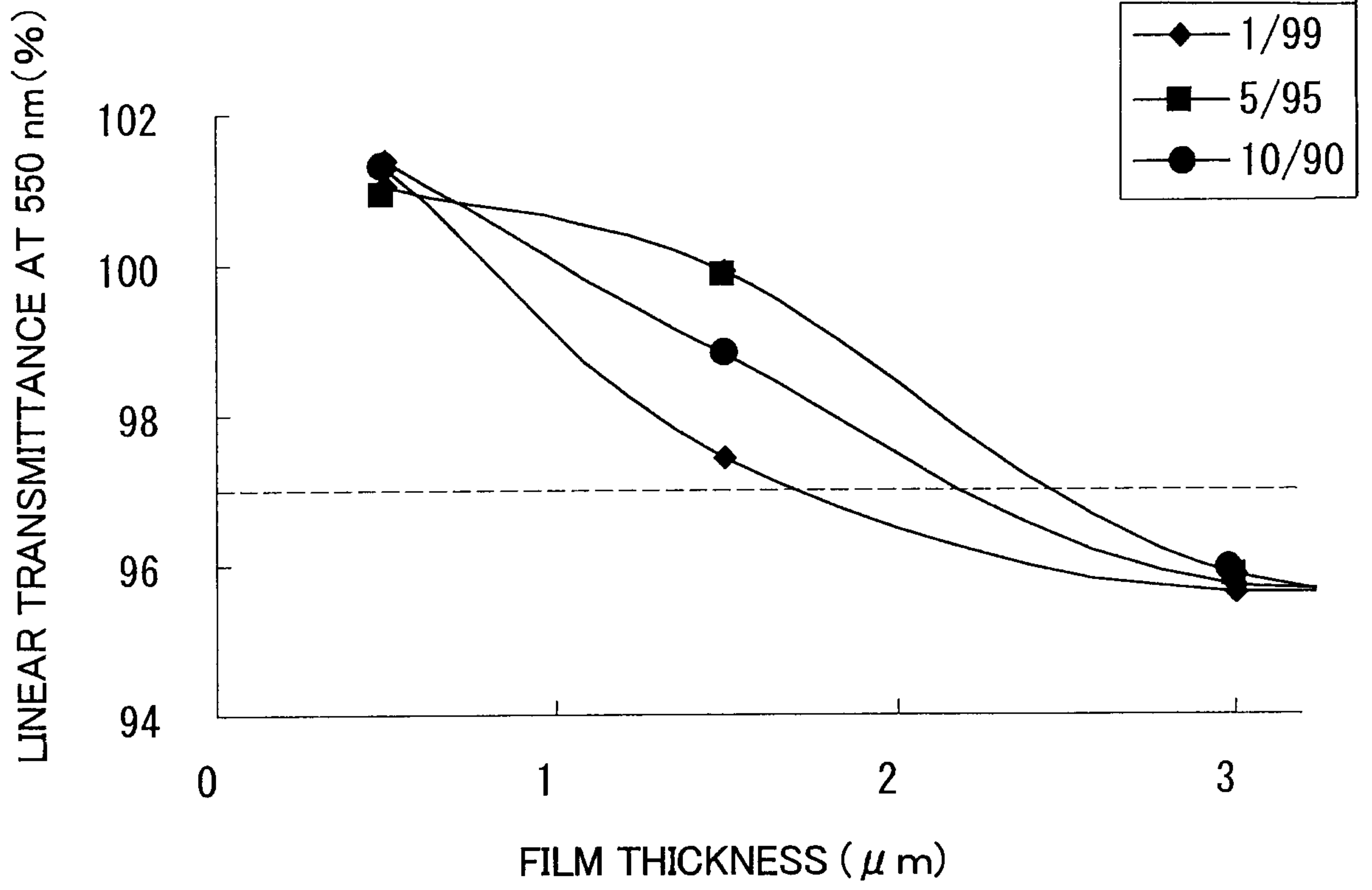


FIG. 2

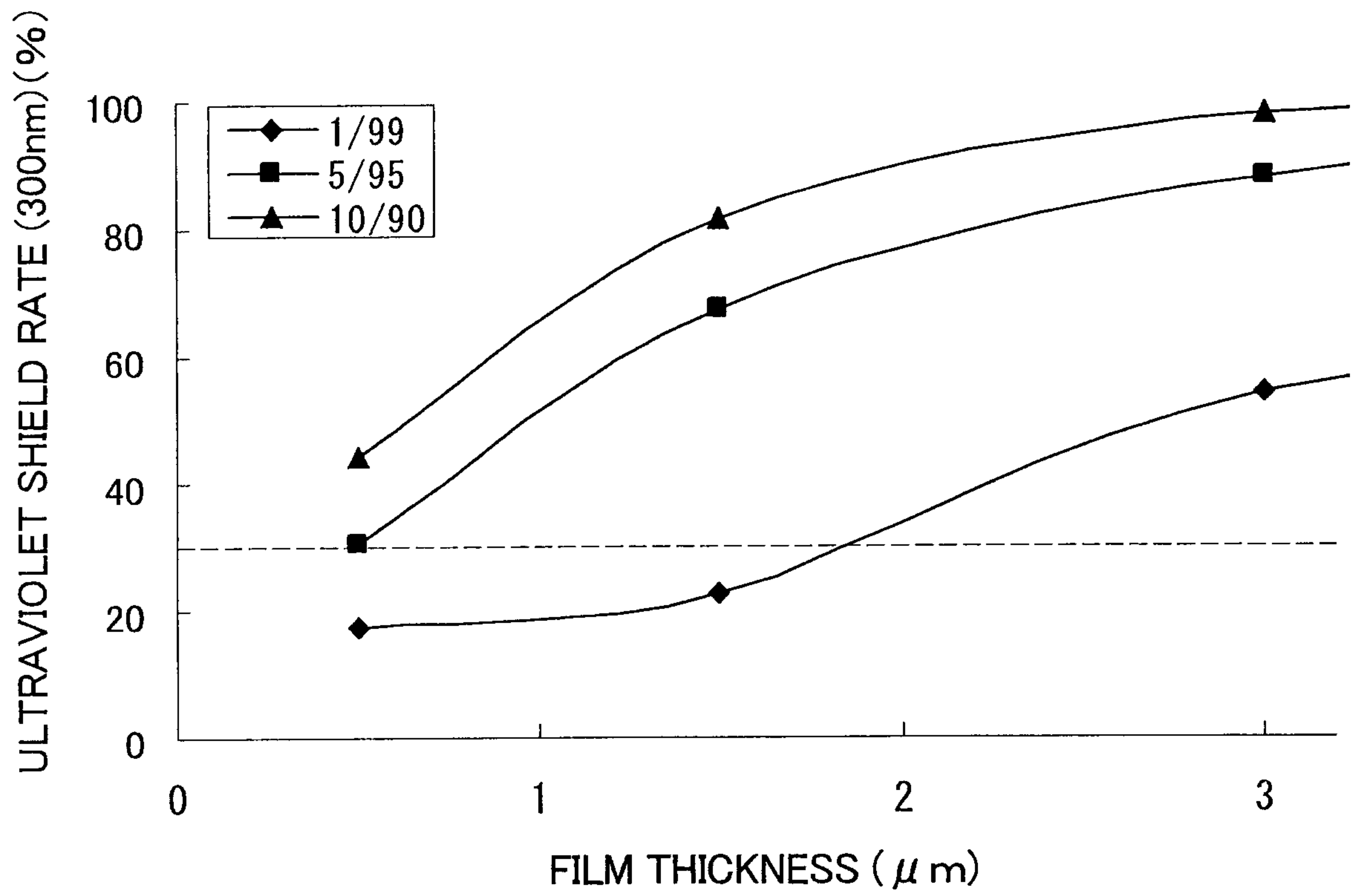


FIG. 3

