

(19) World Intellectual Property Organization
International Bureau



(43) International Publication Date
30 November 2006 (30.11.2006)

PCT

(10) International Publication Number
WO 2006/126841 A1

(51) International Patent Classification:
H04N 7/32 (2006.01)

(74) Agent: **PARK, Lae Bong**; 2FL., Dongun Bldg., 413-4,
Dogok 2-dong, Gangnam-gu, Seoul 135-272 (KR).

(21) International Application Number:
PCT/KR2006/001980

(81) Designated States (*unless otherwise indicated, for every kind of national protection available*): AE, AG, AL, AM, AT, AU, AZ, BA, BB, BG, BR, BW, BY, BZ, CA, CH, CN, CO, CR, CU, CZ, DE, DK, DM, DZ, EC, EE, EG, ES, FI, GB, GD, GE, GH, GM, HR, HU, ID, IL, IN, IS, JP, KE, KG, KM, KN, KP, KZ, LC, LK, LR, LS, LT, LU, LV, LY, MA, MD, MG, MK, MN, MW, MX, MZ, NA, NG, NI, NO, NZ, OM, PG, PH, PL, PT, RO, RU, SC, SD, SE, SG, SK, SL, SM, SY, TJ, TM, TN, TR, TT, TZ, UA, UG, US, UZ, VC, VN, YU, ZA, ZM, ZW.

(22) International Filing Date: 25 May 2006 (25.05.2006)

(25) Filing Language: English

(26) Publication Language: English

(30) Priority Data:
60/684,590 26 May 2005 (26.05.2005) US
60/701,040 21 July 2005 (21.07.2005) US
10-2005-0086500
15 September 2005 (15.09.2005) KR

(84) Designated States (*unless otherwise indicated, for every kind of regional protection available*): ARIPO (BW, GH, GM, KE, LS, MW, MZ, NA, SD, SL, SZ, TZ, UG, ZM, ZW), Eurasian (AM, AZ, BY, KG, KZ, MD, RU, TJ, TM), European (AT, BE, BG, CH, CY, CZ, DE, DK, EE, ES, FI, FR, GB, GR, HU, IE, IS, IT, LT, LU, LV, MC, NL, PL, PT, RO, SE, SI, SK, TR), OAPI (BF, BJ, CF, CG, CI, CM, GA, GN, GQ, GW, ML, MR, NE, SN, TD, TG).

(71) Applicant (*for all designated States except US*): **LG Electronics Inc.** [KR/KR]; 20, Yoido-dong, Youngdungpo-gu, Seoul 150-010 (KR).

(72) Inventors; and

(75) Inventors/Applicants (*for US only*): **PARK, Ji Ho** [KR/KR]; 53-502 Hyundai Apt., Apkujung-dong, Gangnam-gu, Seoul 135-110 (KR). **PARK, Seung Wook** [KR/KR]; 1429-7 Sillim-dong, Gwanak-gu, Seoul 151-891 (KR). **JEON, Byeong Moon** [KR/KR]; 306-1005 Hyundai Apt., Gwangjang-dong, Gwangjin-gu, Seoul 143-754 (KR). **YOON, Doe Hyun** [KR/KR]; 101-801 Dongbu Centreville, Garak-dong, Songpa-gu, Seoul 138-160 (KR).

Published:

- with international search report
- before the expiration of the time limit for amending the claims and to be republished in the event of receipt of amendments

For two-letter codes and other abbreviations, refer to the "Guidance Notes on Codes and Abbreviations" appearing at the beginning of each regular issue of the PCT Gazette.

(54) Title: METHOD FOR PROVIDING AND USING INFORMATION ABOUT INTER-LAYER PREDICTION FOR VIDEO SIGNAL

interlayer_constrained = 0

if(constrained_intra_pred_flag of Base Layer == 1)

interlayer_constrained = constrained_inter_layer_pred_flag

(57) Abstract: Disclosed is a method for providing and using information about inter-layer prediction when providing a video signal to a plurality of layers by encoding the video signal. The method for encoding an image signal to bit streams of an enhanced layer and a base layer, includes the steps of coding an image block in a picture of the enhanced layer into residual data based on image data of a block of the base layer corresponding to the vide block, and providing indication information through the bit stream of the enhanced layer, the indication information representing whether the coding is achieved in inter-layer prediction constraint or inter-layer prediction unconstraint.



WO 2006/126841 A1

DESCRIPTION

METHOD FOR PROVIDING AND USING INFORMATION ABOUT INTER-LAYER PREDICTION FOR VIDEO SIGNAL

5 1. Technical Field

The present invention relates to a method for providing and using information about inter-layer prediction when providing a video signal to a plurality of layers by encoding the video signal.

10 2. Background Art

According to a Scalable Video Codec (SVC) scheme, a video signal is encoded with a best video quality in such a manner that a low quality video can be presented even though parts of picture sequences (frame sequences intermittently selected from among the picture sequences) derived from the encoding are decoded. A motion compensated temporal filter (or filtering) (MCTF) is one of encoding schemes suggested for the SVC scheme.

However, although picture sequences encoded through the SVC scheme can present a low quality image even if only parts of received picture sequences are processed, image quality is seriously degraded if a bit rate is lowered. In order to overcome the image quality degradation, an additional assistant picture sequence having a low transmission rate, such as a small-sized video and/or a picture sequence having the smaller number of frames per second, may be provided in a hierarchy structure having at least one layer

On the assumption that two sequences are processed, an assistance sequence (a lower layer sequence) and a main picture sequence (an upper layer sequence) are called a base layer and

an enhancement layer, respectively. However, since the base layer and the enhanced layer are obtained by encoding the same video source, redundancy information exists in video signals of both layers. Accordingly, in order to improve the coding rate of the enhanced layer, the video signal of the enhanced layer is coded using coding information of the base layer. This is one of inter-layer prediction schemes.

For example, when the type of a current macro block in the enhanced layer is determined as an intra mode macro block, the current macro block is coded into residual data using image data of a corresponding block in an intra mode of the base layer (this corresponding block temporarily simultaneous with and identical to the macro block of the enhanced layer).

The coded macro block is called an 'intra BL mode block', and the specification of the intra BL mode for the macro block may be limited or not. For example, as shown in FIG. 1A, the inter-layer prediction may be constrained by allowing the inter-layer prediction only when the corresponding block of the base layer is coded in the intra mode. In addition, as shown in FIG. 1B, the inter-layer prediction may not be constrained by allowing the inter-layer prediction when the corresponding block of the base layer is coded in an inter mode as well as in an intra mode.

A encoding mode (in the side of an encoder) or a decoding mode (in the side of a decoder) is determined from one of modes shown in FIGs. 1A and 1B based on the value of a 'constrained_intra_pred_flag' of the base layer. When a macro block having residual data coded in an intra mode is reconstructed, this flag is used for indicating that a fixed value (constrained_intra_pred_flg=1) or a reconstructed pixel value (constrained_intra_pred_flg=0) is employed for the adjacent inter mode block.

However, when a video signal is encoded in three layers as

shown in FIG. 2, and when both the upper layer (L1) and the middle layer (L2) are coded by employing the lower layer (L3) as a prediction layer and then are provided to the decoder, both the upper layer (L1) and the middle layer (L2) are constrained in a coding scheme for an intra mode block of the lower layer (L3). In other words, when the constrained_intra_pred_flag of the lower layer (L3) is '1', prediction-constraint is assigned to the upper layer (L1) and the middle layer (L2) so that the upper layer (L1) and the middle layer (L2) are coded through a constrained scheme as shown in FIG. 1A. In addition, when the constrained_intra_pred_flag is '0', prediction-unconstraint is assigned to the upper layer (L1) and the middle layer (L2) so that the upper layer (L1) and the middle layer (L2) are coded through an unconstraint scheme as shown in FIG. 1B. In other words, when inter-layer prediction is performed based on the lower layer (L3), the upper layers of the lower layer cannot individually select the inter-layer prediction constraint or the inter-layer prediction unconstraint.

In addition, since inter-layer prediction constraint (unconstraint) is determined for "constrained_intra_pred_flag" having a different attribute, if the "constrained_intra_pred_flag" of a lower layer has a specific value from among a plurality of layers, the upper layer may lose the degree of freedom for the inter-layer prediction constraint. In other words, only one of inter-layer prediction constraint and inter-layer prediction unconstraint is forcibly determined for the upper layer.

3. Disclosure of Invention

Accordingly, the present invention has been made to solve the above-mentioned problems occurring in the prior art, and an object of the present invention is to provide a method for transmitting information about inter-layer prediction constraint

for a video signal through a prediction coded layer and decoding the video signal using the transmitted information.

To accomplish the above objects, there is provided a method for encoding an image signal to bit streams of a first layer and
5 a second layer, the method comprising the steps of (1) coding an image block in a picture of the first layer into residual data based on image data of a block of the second layer corresponding to the vide block; and (2) providing indication information through the bit stream of the first layer, the indication
10 information representing whether the coding is achieved in inter-layer prediction constraint or inter-layer prediction unconstraint.

According to another aspect of the present invention, there is provided a method for decoding encoded bit streams of a first
15 layer and a second layer by receiving the encoded bit streams, the method comprising the steps of: (1) determining indication information representing that all or a part of data of the first layer are coded in an inter-layer prediction constraint state or in an inter-layer prediction unconstraint state, the indication
20 information being provided through the bit stream of the first layer; and (2) determining whether an inter mode block of the second layer is reconstructed first or not in order to reconstruct a corresponding block having a specific mode in a picture of the first layer.

25 According to still another aspect of the present invention, there is provided a method for decoding encoded bit streams of a first layer and a second layer by receiving the encoded bit streams, the method comprising the steps of: (1) determining indication information indicating that use of adjacent inter mode
30 block data is constrained when an intra mode block is reconstructed, the flag being included in the bit stream of the second layer; and (2) determining indication information representing that all or a part of data of the first layer are

coded in an inter-layer prediction constraint state or in an inter-layer prediction unconstraint state, the indication information being provided through the bit stream of the first layer if the determined indication information of step (1) indicates that the use of the adjacent inter mode block data is constrained.

According to an embodiment of the present invention, the indication information is allocated with different values depending on types of pictures.

10 According to an embodiment of the present invention, the types of the pictures are classified into two types including a key picture (or a picture having a low band component) and a non-key picture (or a picture having a high band component).

According to an embodiment of the present invention, the indication information is classified according to the types of the pictures and has a value representing that the pictures are coded in an inter-layer prediction constraint/unconstraint.

4. Brief Description of Drawings

20 The above and other objects, features and advantages of the present invention will be more apparent from the following detailed description taken in conjunction with the accompanying drawings, in which:

FIG. 1A is a view illustrating a scheme of predicting an intra mode block based on a lower layer according to inter-layer prediction constraint;

FIG. 1B is a view illustrating a scheme of predicting an intra mode block based on a lower layer according to inter-layer prediction unconstraint;

30 FIG. 2 is a view illustrating an example of an inter-layer prediction scheme of upper layers when a video signal is encoded and transmitted through a plurality of layers including at least three layers;

FIG. 3 is a block diagram illustrating the structure of a video signal encoding device employing a scalable coding scheme for a video signal according to the present invention;

FIG. 4 is a block diagram illustrating the structure of a decoder for decoding a data stream transmitted and encoded by the encoding device shown in FIG. 3;

FIG. 5 is a view illustrating an example of syntax used for determining by a decoder whether or not inter-layer prediction is constrained according to an embodiment of the present invention; and

FIG. 6 is a view illustrating an example of syntax used for determining by a decoder whether or not inter-layer prediction is constrained according to another embodiment of the present invention.

15

5. Modes for Carrying out the Invention

Hereinafter, preferred embodiments of the present invention will be described with reference to the accompanying drawings. In the following description and drawings, the same reference numerals are used to designate the same or similar components, and so repetition of the description on the same or similar components will be omitted.

FIG. 3 is a block diagram illustrating the structure of a video signal encoding device employing a video signal scalable coding scheme according to the present invention. Although the device shown in FIG. 3 codes an input video signal in two layers, the following principle of the present invention is applicable between layers even if the device codes the input signal in three layers or more.

The video signal encoding device shown in FIG. 3 according to the present invention includes an enhanced layer (EL) encoder for scalably encoding an input video signal through a specification scheme (e.g., MCTF or AVC) based on each macro block

unit and generating suitable management information, a texture coding unit 2 for converting the encoded information of each macro block into a compressed bit string, a motion coding unit 3 for coding motion vectors of a video block obtained from the EL encoder 1 into a compressed bit string through a specific scheme, a base layer encoder 4 for encoding an input video signal through a specification scheme such as an AVC scheme and generating the sequence of small-sized videos, for example, the sequence of pictures having 25% of an original video size or the sequence of pictures having the same size as the enhanced layer and a low frame rate, a muxer 5 for encapsulating the output data of the texture coding unit 2, the encoded video sequence of the BL encoder 4, and an output vector data of the motion coding unit 120 in a predetermined format, multiplexing the data with each other in a predetermined format, and then outputting the multiplexed data.

The EL encoder 1 performs a motion estimation operation and a prediction operation with respect to a macro block in a predetermined image frame. In this case, the EL encoder 1 performs an inter-layer prediction coding using video data and coding information provided from the BL encoder 4, inserts coding information according to the inter-layer prediction coding as macro block information into a suitable header, and transmits the coding information if coding efficiency is improved.

In the coding procedure, if a current macro block to be coded is determined as an intra-mode macro block, it is determined that a block corresponding to the current macro block is in an intra-mode or in an inter-mode based on information provided from the BL encoder 4. In the case of the intra-mode, the current macro block is specified as an intra BL mode block and coded into residual data using image data of the corresponding block in the base layer.

In the case of the inter-mode, the current macro block may be specified as an intra BL mode block (in a case of unconstraint)

according to an inter-layer prediction constraint/unconstraint state predetermined for encoding, and coded into the residual data using image data of the corresponding block of the base layer as described above. In the case of constraint, the current macro
5 block may be specified as an intra mode block according to the inter-layer prediction constraint/unconstraint state and coded into residual data based on pixel values of an adjacent macro block.

In addition, in the case of constraint, specific information
10 including "constrained_inter_layer_pred_flag" may be set to '1'. If the constraint is not set, the constrained_inter_layer_pred_flag may be set to '0'. The set specific information is inserted into a header (a sequence header, a picture or picture group header, or a slice header) to be
15 transmitted.

In the case of unconstraint, the EL encoder 1 codes an image of the current macro block into residual data and specifies the mode of the image of the current macro block as an intra BL mode based on a reconstructed image obtained by performing a
20 reconstruction operation (MC: Motion Compensation or inverse-MCTF) for an inter mode block of the base layer corresponding to the current macro block. In the reconstruction operation for the inter mode block, the reconstructed image may be received by requesting the image from the BL encoder 4, and,
25 if the BL encoder 4 temporarily stores image data before the current macro block is coded into the residual data, the stored image data may be used.

The EL encoder 1 may insert the constraint flag into one of several headers. If the EL encoder 1 inserts the constraint flag
30 into a picture header (PPS; Picture Parameter Set and PPSE; PPS extension) or a slice header, the EL encoder 1 may specify inter-layer prediction constraint according to slices. In addition, the EL encoder 1 may insert the constraint flag into

a header for a sequence or a header for a group of pictures (GOP). In this case, all slices belonging to the sequence or the GOP equally undergo constraint or unconstraint specified by the constraint flag.

5 Description about encoding procedures for a macro block in several block modes will be omitted because the encoding procedures do not directly relate to the present invention. In addition, generally well-known schemes may be employed for the encoding procedures.

10 Input image signals are stored in an additional storage unit through encoding procedures including the above-described procedure. Then, all or a part of the image signals are read-out from the storage unit according to the request of a decoder and are transmitted through a transmission channel. The selection
15 for an amount of the image signals is determined according to the capacity of the transmission channel, and description about the selection for the amount of the image signals will be omitted because the selection is regardless of the present invention.

FIG. 4 is a block diagram illustrating the structure of the
20 decoder for decoding a data stream encoded and transmitted as described above. The decoder shown in FIG. 4 includes a de-muxer
15 for dividing the received data stream into a compressed motion vector stream and a compressed macro block information stream, a texture decoding unit 12 for recovering an original uncompressed
25 information stream from the compressed macro block stream, a motion decoding unit 13 for recovering an original uncompressed stream from a compressed motion vector stream, an enhanced layer (EL) decoder 11 for converting the uncompressed macro block information stream and the motion vector stream into an original
30 video signal through an MCTF scheme, and a base layer (BL) decoder 14 for decoding base layer stream through a predetermined scheme such as an AVC scheme.

The BL decoder 14 provides header information included in

an input base layer stream to the EL decoder 11 while decoding the input base layer stream such that the EL decoder 11 can use required encoding information (in the header of the base layer stream) of the base layer including motion vector information and
5 macro block mode information. In addition, the BL decoder 14 provides image data of the decoded base layer picture or a picture, in which a part of blocks is decoded, to the EL decoder 11 according to the direction of the EL decoder 11.

The EL decoder 11 determines the
10 constrained_inter_layer_pred_flag, which is an inter-layer prediction constraint flag, in a header of a GOP or a sequence having a picture to be currently decoded among received picture sequences of the enhanced layer. As described through the above encoding procedure, the inter-layer prediction constraint flag
15 may be checked in the picture header or the slice header.

If the inter-layer prediction constraint flag applied to a slice to be decoded has been set as "inter-layer prediction constraint" (constrained_inter_layer_pred_flag =1), in the case of inter BL mode blocks in the slice, at least for intra mode blocks,
20 the EL decoder 11 receives decoded picture data provided by the BL decoder 14 (or reads the decoded picture data from a memory shared between the EL decoder 11 and the BL decoder 14) and reconstructs original image data from residual data of the intra BL mode block based on reconstructed data of blocks in the decoded
25 picture data corresponding to the intra BL mode blocks.

If the determined inter-layer prediction constraint flag applied to the slice to be decoded is specified as inter-layer prediction unconstraint (constrained_inter_layer_pred_flag =0), the EL decoder 11 directs the BL decoder 14 to reconstruct all
30 macro blocks in a slice of the base layer corresponding to the slice to be decoded and provide the reconstructed macro blocks to the EL decoder 11. If the BL decoder 14 is set in such a manner that the BL decoder 14 always provides decoded data for all

pictures, it is unnecessary for the EL decoder 11 to request the direction according to conditions. However, since residual prediction is used between layers in addition to inter-layer prediction based on an intra BL mode, it is preferred that the BL decoder 14 reconstructs only intra mode block data instead of all data within a picture so as to provide the reconstructed data to the EL decoder 11 and, if there is additional direction, performs a reconstruction operation (the MC or the inverse_MCTF) for inter mode blocks within the picture so as to provide a slice having the reconstructed image data.

The EL decoder 11 reconstructs original image data from residual data of a current intra BL mode block based on reconstructed data of a block corresponding to the BL mode block in a slice having reconstructed data received from the BL decoder 14.

According to another embodiment of the present invention, information about inter-layer prediction constraint may be classified and set according to types of pictures.

If a type of a picture is a key picture or a picture coded using a picture having a low band component (an L picture in the case of the MCTF), the EL encoder 1 shown in FIG. 3 may set or reset flag information about "constrained_inter_layer_pred_L_flag", thereby transmitting the flag information to the decoder. If the type of the picture is a non-key picture or a picture coded using a high band component (an H picture in the case of the MCTF), the EL encoder 1 shown in FIG. 3 may set or reset flag information about "constrained_inter_layer_pred_H_flag", thereby transmitting the flag information to the decoder.

The key picture denotes a picture coded into residual data by performing a prediction operation based on only a quality-base picture. In contrast, the non-key picture denotes a picture coded into residual data based on SNR enhance picture data in addition

to the quality-base picture. The definition of the key picture is only one example, and the present invention is limited to the definition.

Although the two inter-layer prediction constrained flags
5 (constrained_inter_layer_pred_L_flag and
(constrained_inter_layer_pred_H_flag) are applied to different types
of pictures, the two flags have the same usage as the
constrained_inter_layer_pred_flag. Accordingly, the EL decoder
11 shown in FIG. 4 determines the value of the
10 constrained_inter_layer_pred_L_flag if a picture to be decoded
is the key picture or the picture having a low band component.
If the picture to be decoded is the non-key picture or the picture
having a high band component, the EL decoder 11 determines the
value of the constrained_inter_layer_pred_H_flag. The
15 reconstruction operation of a BL mode macro block according to
the determined value is identical to that of the previous
embodiment of the present invention.

Hereinafter, another embodiment of the present invention
will be described.

20 When the constrained_intra_pred_flag, which indicates
whether or not data in an adjacent inter mode block are used in
the reconstruction of an intra mode block, is reset in the base
layer, that is, when the constraint is not set, the BL decoder
14 shown in FIG. 4 performs a reconstruction operation through
25 an MC scheme (an inverse-MCTF scheme) with respect to the adjacent
inter mode block in order to reconstruct residual data in the intra
mode block of the picture. In this case, it is advantageous that
the EL encoder 1 shown in FIG. 1 encodes a macro block to be encoded
of the enhanced layer without distinguishing if a block of the
30 base layer corresponding to the macro block is in an inter mode
or an intra mode. Because, the EL decoder 11 shown in FIG. 4 can
obtain reconstructed image data from the BL decoder 14 through
the operation such as the MC even for the inter mode block.

Accordingly, when the `constrained_intra_pred_flag` of the base layer is set to '0' by the BL encoder 4 (that is, in a case in which constraint is not set with respect to the adjacent block), the EL encoder 1 shown in FIG. 1 transmits the `constrained_inter_layer_pred_flag` by resetting the `constrained_inter_layer_pred_flag` or does not transmit the `constrained_inter_layer_pred_flag` for a slice or a picture (a sequence or a group including the slice or the picture) including a macro block coded in an intra BL mode.

10 Since constraint may be set or not for inter-layer prediction when the `constrained_intra_pred_flag` of the base layer is set to '1' (that is, data of the adjacent inter mode block are not used in the coding (or reconstruction) of the intra mode block due to the constraint set on the adjacent inter mode block), the EL encoder 1 codes a specific block to an intra BL mode block according to a predetermined prediction constraint condition for the enhanced layer and transmits the specific block by setting the `constrained_inter_layer_pred_flag` to '0' or '1'. If constraint is not set for inter-layer prediction in the case of
15 the `constrained_intra_layer_pred_flag` set to '1', the EL decoder 11 requests a reconstruction operation for the inter mode block from the BL decoder 14 as described above according to the previous embodiment. Accordingly, in this case, the MC operation (or the inverse-MCTF) for data reconstruction must be performed in both
20 layers.

In the meantime, as described above, according to the present invention, the EL decoder 11 shown in FIG. 4 determines whether or not constraint is set for inter-layer prediction through a scheme shown in FIG. 5 because the `constrained_inter_layer_pred_flag` may not be transmitted from
30 the encoder.

The EL decoder 11 initializes "interlayer_constrained" which is a variable for inter-layer prediction, as a unconstraint

state value (i.e., '0') and then determines the value of the constrained_intra_pred_flag transmitted from the BL decoder 14. The EL decoder copies the value of the constrained_inter_layer_pred_flag received through a header of the enhanced layer to the value of the interlayer_constrained only if the value of the constrained_intra_pred_flag has '1'.

The EL decoder 11 shown in FIG. 4 can recognize based on the value of the interlayer_constrained if constraint is set for inter-layer prediction. A procedure of reconstructing original image data from residual data of an intra BL mode macro block according to the state of the inter-layer prediction is identical to the procedure described according to the previous embodiment.

In the meantime, it is selected whether or not constraint is set for inter-layer prediction according to the value of the constrained_intra_pred_flag of the base layer, and information (constrained_inter_layer_pred_flag) indicating the selected constraint state may be classified and allocated according to types of pictures. For example, the value relating to inter-layer prediction constraint may be carried through the constrained_inter_layer_pred_L_flag which corresponds to a key picture or a picture coded using a low band component or the constrained_inter_layer_pred_H_flag which corresponds to a non-key picture or a picture coded using a high band component.

Although flag information classified according to types of pictures as described above is used, both the flags may not be transmitted according to the value of the constrained_intra_pred_flag of the base layer or may be transmitted with the value of '0' or '1' as described above. In addition, even the EL decoder 11 shown in FIG. 4 reconstructs an intra BL mode macro block according to the transmission state. If the constrained_intra_pred_flag of the base layer has the value of '0', and if the constrained_inter_layer_pred_L_flag, or the constrained_inter_layer_pred_H_flag is not transmitted, the EL

decoder 11 shown in FIG. 4 performs an operation according to a syntax shown in FIG. 6 and determines whether or not the constraint is set for inter-layer prediction according to the final value of the `interlayer_constrained` obtained through the operation.

5 Hereinafter, still another embodiment of the present invention will be described.

Information about inter-layer prediction constraint may be delivered using one integrated indicator such as "`constrained_inter_layer_pred_idc`" without classification and allocation according to types of pictures as described according to the previous embodiment.

According to the present embodiment, the `constrained_inter_layer_pred_idc` is set to '0' when representing the constraint inter-layer prediction regardless of the types of pictures. In addition, the `constrained_inter_layer_pred_idc` is set to '1' when representing an inter-layer prediction unconstraint state for a first picture type (e.g., a key picture or a picture having a low band component), and an inter-layer prediction constraint state for a second picture type (e.g., a non-key picture or a picture having a high band component). The `constrained_inter_layer_pred_idc` is set to '2' when representing the inter-layer prediction unconstraint state regardless of the types of pictures. The EL decoder 11 shown in FIG. 4 determines whether or not constraint is set for the inter-layer prediction according to types of pictures based on the indication information depending on the indication value defined above.

According to the present embodiment, since there is rarely a procedure of encoding the first picture type in the inter-layer prediction constraint state and the second picture type in the inter-layer prediction unconstraint state (actually, when the second type picture is encoded in the inter-layer prediction unconstraint state, it is unnecessary to encode the first type picture in the inter-layer prediction constraint state), the

value indicating the case is excluded. However, it is natural that it is possible to represent the case by allocating the value of constrained_inter_layer_pred_idc with an additional value such as '4' if necessity.

5 As described above, a decoder of determining information representing inter-layer prediction constraint and performing a reconstruction operation for a corresponding BL mode macro block according to the determination result (the reconstruction operation includes an operation of selectively reconstructing an
10 inter mode block of a base layer based on the information representing the inter-layer prediction constraint) may be installed at a mobile communication terminal or a device of reproducing recorded media.

As described above, according to the present invention, the
15 inter-layer prediction constraint/unconstraint state is directly delivered through a prediction-coded layer instead of a base layer for the inter-layer prediction, thereby individually setting or releasing prediction constraint of each layer when a video signal is encoded and transmitted based on a plurality of layers.
20 Accordingly, coding can be freely performed, and layer coding suitable for an encoding environment can be achieved.

Although preferred embodiments of the present invention have been described for illustrative purposes, those skilled in the art will appreciate that various modifications, additions and
25 substitutions are possible, without departing from the scope and spirit of the invention as disclosed in the accompanying claims.

CLAIMS

1. A method for encoding an image signal to bit streams of a first layer and a second layer, the method comprising the steps of:

5 (1) coding an image block in a picture of the first layer into residual data based on image data of a block of the second layer corresponding to the vide block; and

(2) providing indication information through the bit stream of the first layer, the indication information representing
10 whether the coding is achieved in inter-layer prediction constraint or inter-layer prediction unconstraint.

2. The method as claimed in claim 1, wherein the indication information represents that the coding is achieved in the
15 inter-layer prediction unconstraint if information included in the bit stream of the second layer is set to a value representing that use of adjacent inter mode block data is constrained when an intra mode block is reconstructed, the information indicating whether the use of the adjacent inter mode block data is
20 constrained or not when the intra mode block is reconstructed.

3. The method as claimed in claim 2, wherein the corresponding block is coded in an intra mode or an inter mode.

25 4. The method as claimed in claim 1, wherein the indication information is set to one of an inter-layer prediction constraint value and an inter-layer prediction unconstraint value, if information included in the bit stream of the second layer is set to a value representing that use of adjacent inter mode block data
30 is constrained when an intra mode block is reconstructed, the information indicating whether the use of the adjacent inter mode

block data is constrained or not when the intra mode block is reconstructed.

5 5. The method as claimed in claim 1, wherein the indication information includes plural pieces of information being classified and allocated according to types of pictures.

10 6. The method as claimed in claim 1, wherein the indication information has at least three pieces of information being classified according to types of pictures and representing that the pictures are coded in an inter-layer prediction constraint state or in an inter-layer prediction unconstraint state.

15 7. A method for decoding encoded bit streams of a first layer and a second layer by receiving the encoded bit streams, the method comprising the steps of:

(1) determining indication information representing that all or a part of data of the first layer are coded in an inter-layer prediction constraint state or in an inter-layer prediction unconstraint state, the indication information being provided through the bit stream of the first layer; and

20 (2) determining whether an inter mode block of the second layer is reconstructed first or not in order to reconstruct a corresponding block having a specific mode in a picture of the first layer.

8. The method as claimed in claim 7, wherein the specific mode is an intra BL mode.

30 9. The method as claimed in claim 7, wherein, in step (2), it is determined whether the inter mode block of the second layer is reconstructed first or not according to types of pictures based on the indication information.

10. The method as claimed in claim 7, further comprising a step of determining a flag indicating that use of adjacent inter mode block data is constrained when an intra mode block is
5 reconstructed, the flag being included in the bit stream of the second layer.

11. The method as claimed in claim 10, wherein step (1) and step (2) are performed when the determined flag indicates that
10 use of adjacent inter mode block data is constrained.

12. The method as claimed in claim 10, further comprising a step of determining whether an inter mode block of the second layer is first reconstructed or not in order to reconstruct a
15 corresponding block having a specific mode in a picture of the first layer without performing step (1) if the determined flag indicates that use of adjacent inter mode block data is not constrained.

20 13. The method as claimed in claim 7, wherein the indication information is included in one of a slice header, a picture header, a sequence header, and a picture group header.

14. A method for decoding encoded bit streams of a first
25 layer and a second layer by receiving the encoded bit streams, the method comprising the steps of:

(1) determining indication information indicating that use of adjacent inter mode block data is constrained when an intra mode block is reconstructed, the flag being included in the bit
30 stream of the second layer; and

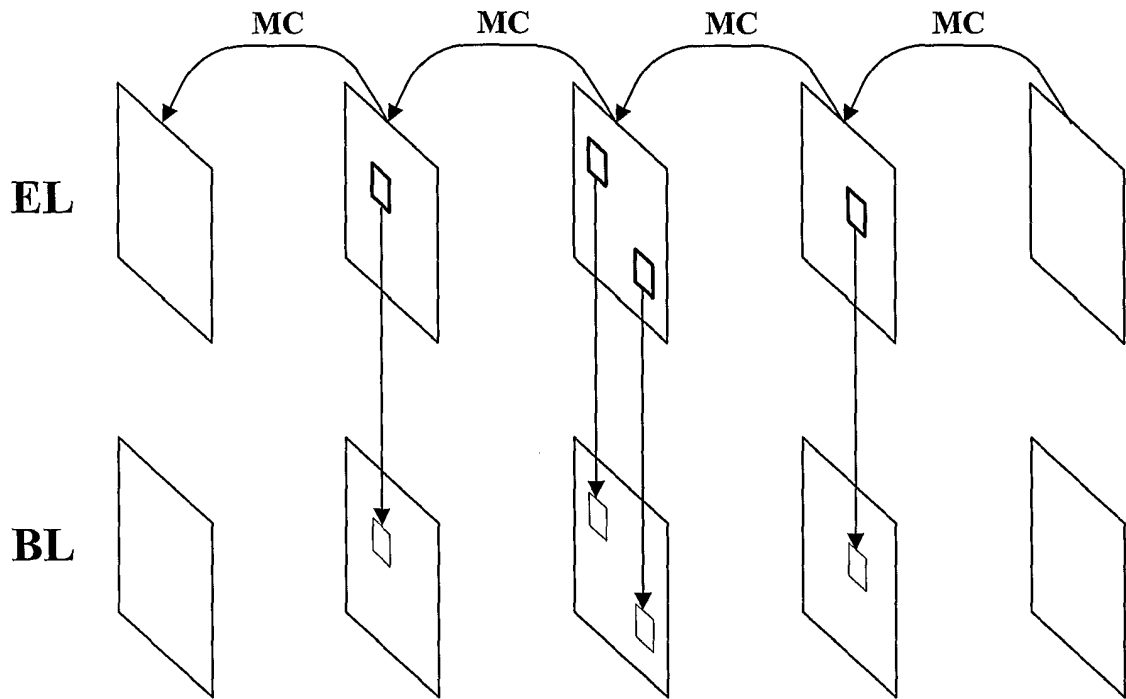
(2) determining indication information representing that all or a part of data of the first layer are coded in an inter-layer prediction constraint state or in an inter-layer prediction

unconstraint state, the indication information being provided through the bit stream of the first layer if the determined indication information of step (1) indicates that the use of the adjacent inter mode block data is constrained.


5

15. The method as claimed in claim 14, wherein the indication information is included in one of a slice header, a picture header, a sequence header, and a picture group header.

FIG. 1a



Note

 : *intra BL mode macro block*


 : *intra mode macro block*

FIG. 2




FIG. 3

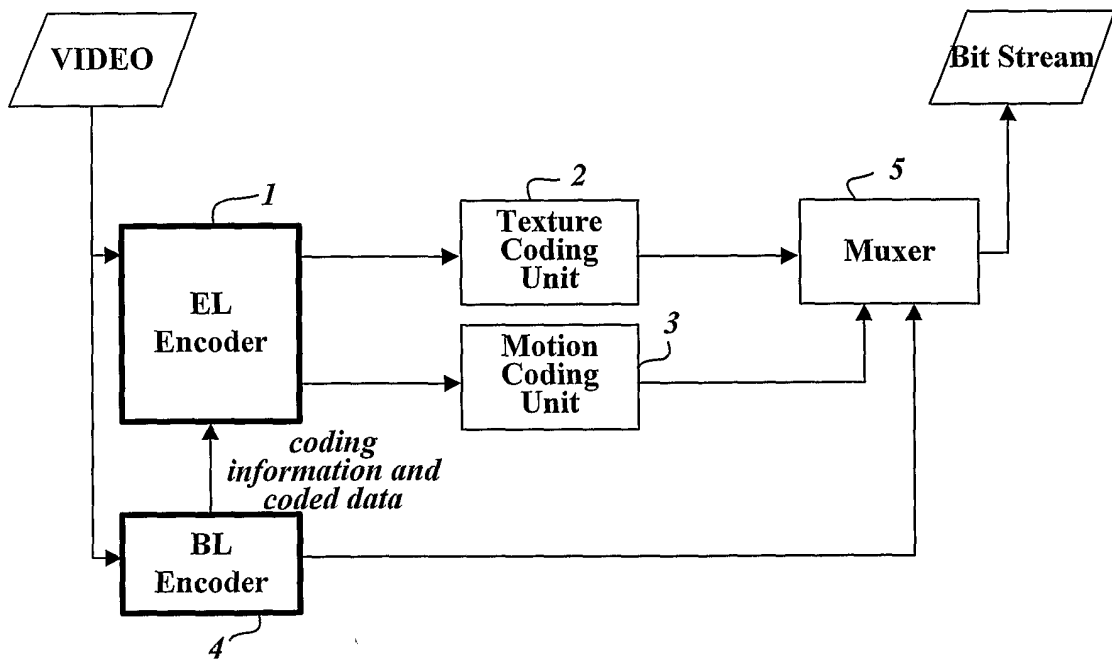


FIG. 4

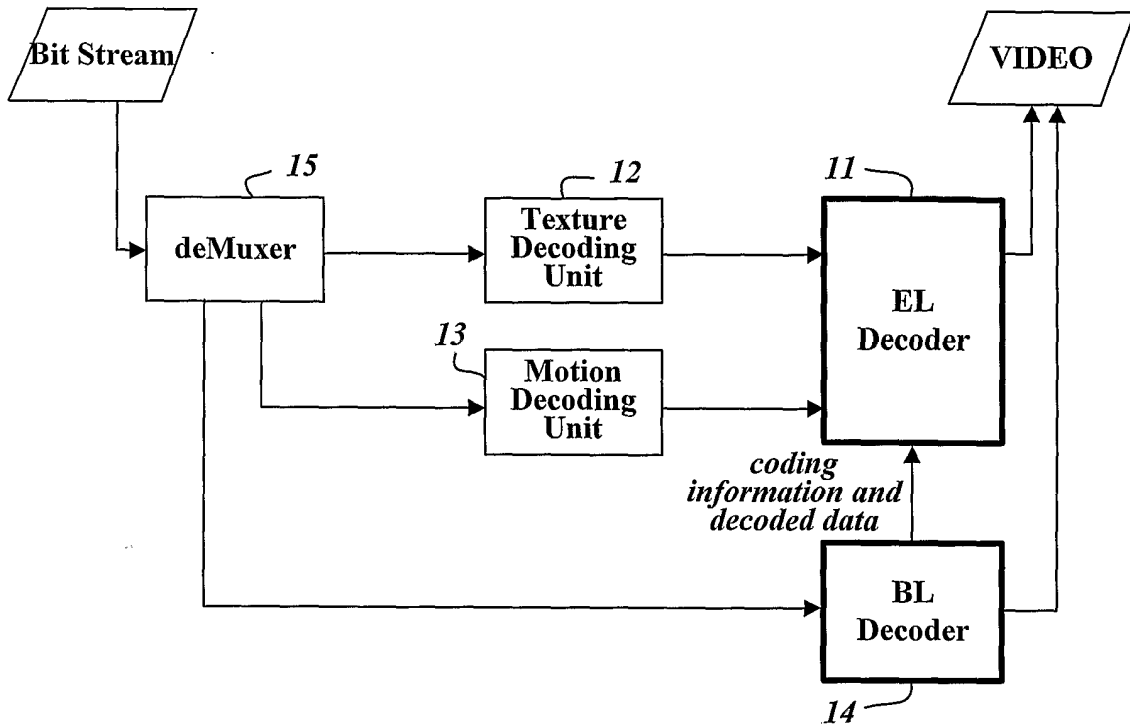


FIG. 5

```

interlayer_constrained = 0
if( constrained_intra_pred_flag of Base Layer == 1 )
    interlayer_constrained = constrained_inter_layer_pred_flag
    
```

FIG. 6

```

interlayer_constrained = 0
if( constrained_intra_pred_flag of Base Layer == 1 ) {
    if ( picture type == key picture or L picture )
        interlayer_constrained = constrained_inter_layer_pred_L_flag
    else
        interlayer_constrained = constrained_inter_layer_pred_H_flag
}
    
```

INTERNATIONAL SEARCH REPORT

International application No.
PCT/KR2006/001980**A. CLASSIFICATION OF SUBJECT MATTER****H04N 7/32(2006.01)**

According to International Patent Classification (IPC) or to both national classification and IPC

B. FIELDS SEARCHED

Minimum documentation searched (classification system followed by classification symbols)

IPC 8 H04N

Documentation searched other than minimum documentation to the extent that such documents are included in the fields searched

Korean Patents and applications for inventions since 1975

Korean Utility models and applications for Utility models since 1975

Japanese Utility models and application for Utility models since 1975

Electronic data base consulted during the international search (name of data base and, where practicable, search terms used)

eKIPASS (KIPO internal), IEEE Xplore: "scalable video coding, interlayer prediction, SNR scalability, Intra BL"

C. DOCUMENTS CONSIDERED TO BE RELEVANT

| Category* | Citation of document, with indication, where appropriate, of the relevant passages | Relevant to claim No. |
|-----------|--|-----------------------|
| A | JVT-O202, "Joint Scalable Video Model JSVM-2", Busan, 16-22 April 2005 See page 10 - page 17. | 1-15 |
| A | OHM, J.-R., "Advances in scalable video coding", Proc. of the IEEE, vol. 93, no. 1, pp. 42-56, January 2005 See abstract; section II, III. | 1-15 |
| A | Yuwen He et al, "Improved fine granular scalable coding with interlayer prediction", Proc. of Data Compression Conference, pp. 172-181, 2-4 April 2002 See abstract; section 3. | 1-15 |

 Further documents are listed in the continuation of Box C. See patent family annex.

* Special categories of cited documents:

"A" document defining the general state of the art which is not considered to be of particular relevance

"E" earlier application or patent but published on or after the international filing date

"L" document which may throw doubts on priority claim(s) or which is cited to establish the publication date of citation or other special reason (as specified)

"O" document referring to an oral disclosure, use, exhibition or other means

"P" document published prior to the international filing date but later than the priority date claimed

"T" later document published after the international filing date or priority date and not in conflict with the application but cited to understand the principle or theory underlying the invention

"X" document of particular relevance; the claimed invention cannot be considered novel or cannot be considered to involve an inventive step when the document is taken alone

"Y" document of particular relevance; the claimed invention cannot be considered to involve an inventive step when the document is combined with one or more other such documents, such combination being obvious to a person skilled in the art

"&" document member of the same patent family

Date of the actual completion of the international search

17 OCTOBER 2006 (17.10.2006)

Date of mailing of the international search report

18 OCTOBER 2006 (18.10.2006)

Name and mailing address of the ISA/KR

Korean Intellectual Property Office
920 Dunsan-dong, Seo-gu, Daejeon 302-701,
Republic of Korea

Facsimile No. 82-42-472-7140

Authorized officer

KIM, Heung Soo

Telephone No. 82-42-481-5764

