



US00D802451S

(12) **United States Design Patent**
Gordon

(10) **Patent No.:** **US D802,451 S**

(45) **Date of Patent:** **** Nov. 14, 2017**

- (54) **TAILSTOCK ALIGNMENT BAR**
- (71) Applicant: **Sean Edward Gordon**, Tucson, AZ (US)
- (72) Inventor: **Sean Edward Gordon**, Tucson, AZ (US)
- (**) Term: **15 Years**

D192,181 S *	2/1962	Kurtz	D10/64
D310,039 S *	8/1990	Sumich	D10/64
5,007,302 A *	4/1991	Chen	F16H 53/025 33/519
D317,373 S *	6/1991	Turner	446/255
5,513,547 A *	5/1996	Lovelace	B23Q 3/186 29/271
5,820,119 A *	10/1998	Chacon, Sr.	B25B 11/02 269/20

(21) Appl. No.: **29/561,489**

* cited by examiner

(22) Filed: **Apr. 15, 2016**

Primary Examiner — Antoine D Davis

(51) **LOC (10) Cl.** **10-04**

(74) *Attorney, Agent, or Firm* — Lyman Moulton, Esq.

(52) **U.S. Cl.**
USPC **D10/65**

(57) **CLAIM**

(58) **Field of Classification Search**
USPC D10/64, 65
CPC B23Q 3/002; B23Q 3/005; B23Q 3/007;
B23Q 3/02; B23Q 3/10; B23Q 3/101;
B23Q 3/102; B23Q 3/103; B23Q 3/104;
B23Q 3/105; B23Q 3/106; B23Q 3/107;
B23Q 3/108; B23Q 3/15553; B23Q 3/18;
B23Q 3/183; B25B 11/02
See application file for complete search history.

The ornamental design for a tailstock alignment bar, as shown and described.

DESCRIPTION

(56) **References Cited**

FIG. 1 is a top left perspective view of a tailstock alignment bar showing my new design;
FIG. 2 is a close-up split view of FIG. 1, the broken lines form no part of the new design;
FIG. 3 is a top elevational view thereof;
FIG. 4 is a close-up split view of FIG. 3, the broken lines form no part of the new design;
FIG. 5 is a right end elevational view thereof; and,
FIG. 6 is a left end elevational view thereof.

U.S. PATENT DOCUMENTS

698,057 A * 4/1902 Ruhlman et al. B23Q 3/104
269/287
1,559,136 A * 10/1925 Walpole B41F 19/02
101/3.1

1 Claim, 3 Drawing Sheets






FIG. 1

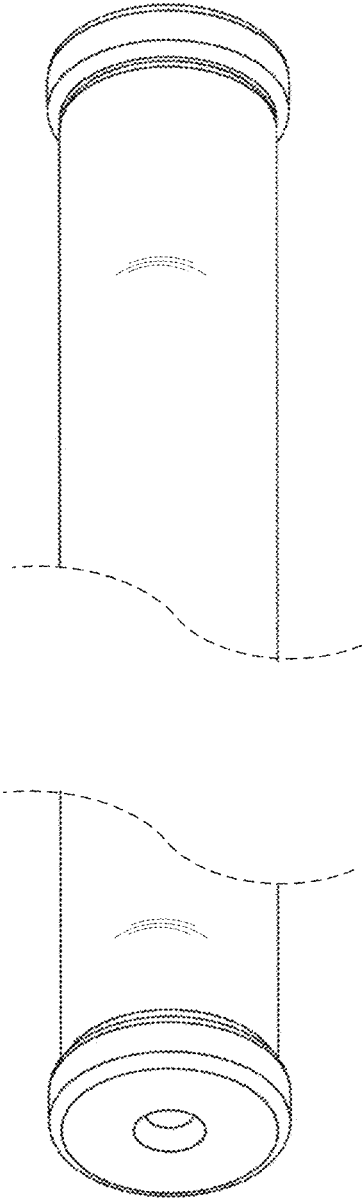


FIG. 2




FIG. 3

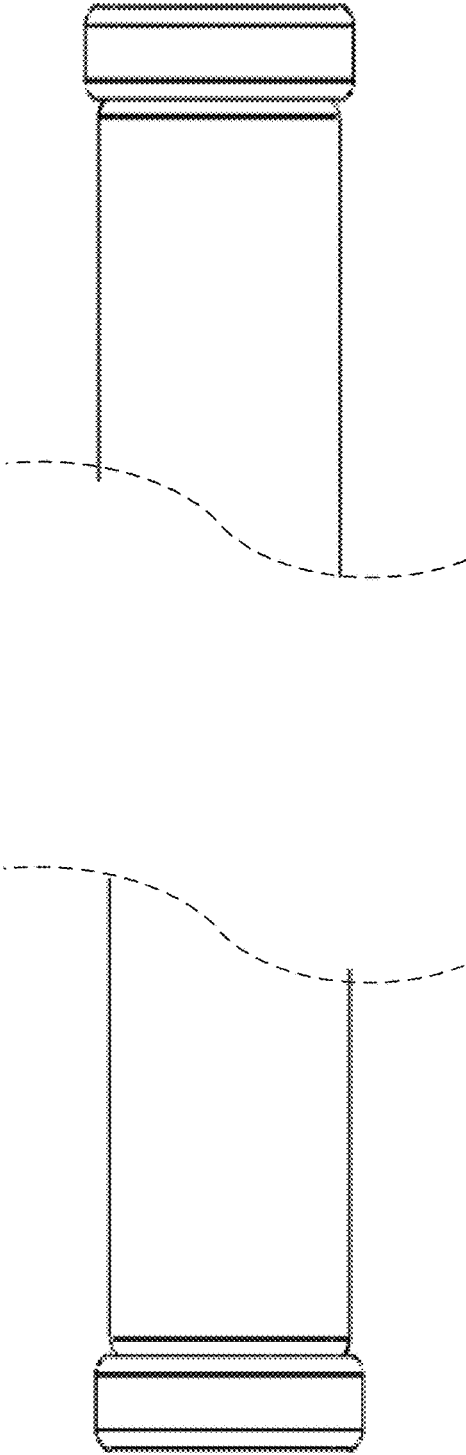


FIG. 4

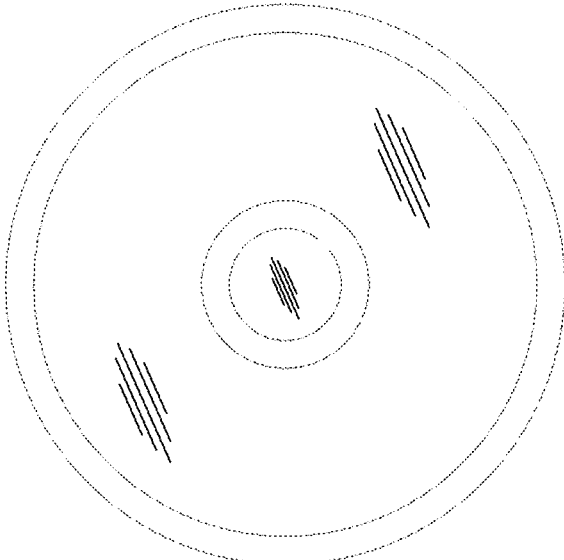


FIG. 5

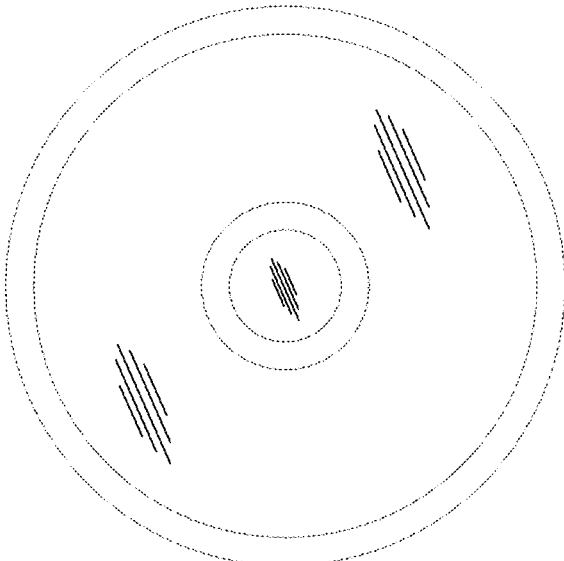


FIG. 6