



US00D347129S

United States Patent [19]

[11] Patent Number: **Des. 347,129**

Zinke et al.

[45] Date of Patent: **** May 24, 1994**

[54] **DISPLAY RACK**

[75] Inventors: **Lenora A. Zinke; Ernest E. Zinke**, both of Silver Spring, Md.; **Jerry W. Robertson**, Sparta, N.C.; **Henry L. Dunn**, Parkton, Md.

[73] Assignee: **Ann's House of Nuts, Inc.**, Jessup, Md.

[**] Term: **14 Years**

[21] Appl. No.: **765,708**

[22] Filed: **Sep. 26, 1991**

[52] U.S. Cl. **D6/468; D6/474**

[58] Field of Search **D6/449, 469, 462-465, D6/466, 476, 474, 479, 467, 468; 211/13, 163, 198, 169, 59.1, 57.1**

3,172,539	3/1965	Rulf .	
3,433,365	3/1969	Hodson	211/169 X
3,939,985	2/1976	Hochman .	
4,485,929	12/1984	Betts, Sr. .	
4,501,369	2/1985	Fox .	
4,606,466	8/1986	Fredrickson .	
4,611,719	9/1986	Dudek et al.	211/57.1 X
4,936,565	6/1990	Fredrickson .	

Primary Examiner—Alan P. Douglas
Assistant Examiner—Jeffrey Asch
Attorney, Agent, or Firm—Irvin A. Lavine

[57] **CLAIM**

The ornamental design for a display rack, as shown and described.

DESCRIPTION


FIG. 1 is a perspective view taken from above and to the side, of a display rack showing our new design; FIG. 2 is a front elevational view thereof; FIG. 3 is a side elevational view thereof; FIG. 4 is a top plan view thereof; FIG. 5 is a bottom plan view thereof; and, FIG. 6 is a cross-sectional view taken with line 6—6 of FIG. 2.

The broken line showing of hooks are for illustrative purposes only.

[56] **References Cited**

U.S. PATENT DOCUMENTS

D. 21,708	7/1892	Whitson et al.	D6/469
D. 216,380	12/1969	Redman	D6/449
D. 277,515	2/1985	Secor	D6/476 X
D. 299,797	2/1989	Walter	D6/479
1,801,058	4/1931	Sutcliffe	211/163
2,246,692	6/1941	Ohme .	






FIG. 1

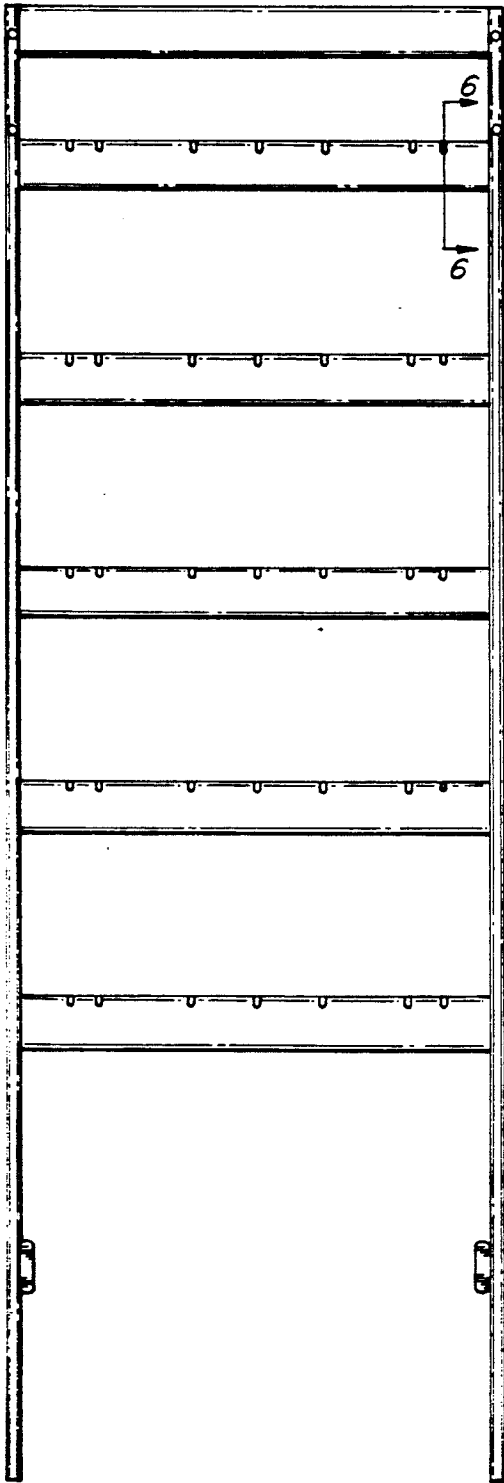


FIG. 2

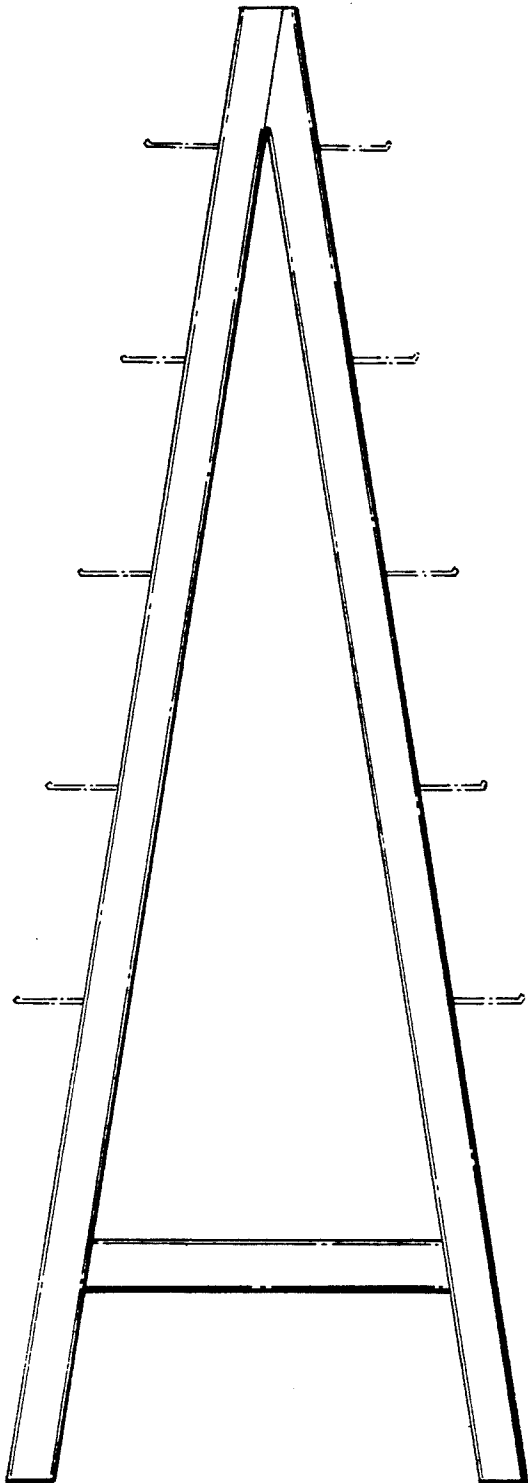


FIG. 3

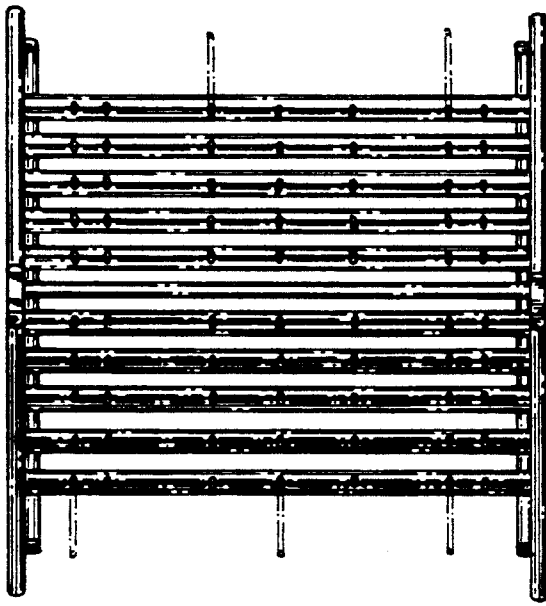


FIG. 4

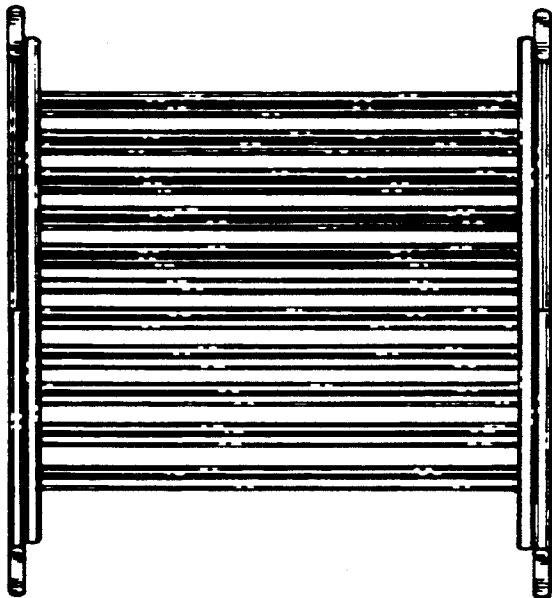


FIG. 5

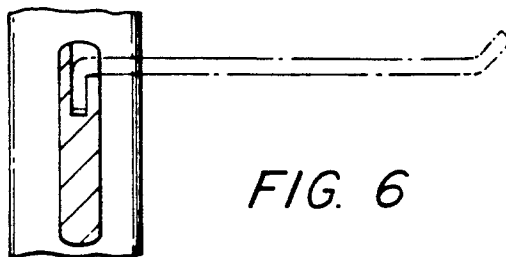


FIG. 6