United States Patent [19]

Se-Kit

[11] **Des. 270,199**

[45] ** **Aug. 16, 1983**

[54] **ILLUMINATED COMPACT**

[75] Inventor: **Yuen Se-Kit**, Kowloon, Hong Kong

[73] Assignee: **John Manufacturing Limited**, Hong Kong, Hong Kong

[**] Term: **14 Years**

[21] Appl. No.: **220,284**

[22] Filed: **Dec. 29, 1980**

[30] **Foreign Application Priority Data**

Jul. 1, 1980 [GB] United Kingdom 995519

[51] **Int. Cl.** ..... **D3—01**

[52] **U.S. Cl.** **D28/78**; D28/83

[58] **Field of Search** ..... D28/9, 4, 73, 83, 84, D28/76-81, 91; D3/39; 132/79 R, 79 D, 79 F, 79 G, 82 R, 83 R, 83 B-83 F; 206/235, 823; 220/DIG. 26; 362/135-137; D9/401, 420, 423, 424, 337

[56] **References Cited**

U.S. PATENT DOCUMENTS

D. 209,365	11/1967	Hartwell	D28/77
D. 255,389	6/1980	Boyd	D28/78
4,126,145	11/1978	Boyd	132/83 R

FOREIGN PATENT DOCUMENTS

404758	1/1934	United Kingdom	206/235

Primary Examiner—Louis S. Zarfas

Attorney, Agent, or Firm—Thomas E. Beall, Jr.

[57] **CLAIM**

The ornamental design for an illuminated compact, substantially as shown and described.

DESCRIPTION

FIG. **1** is a front perspective view from above and one side of an illuminated compact in a closed position showing my new design;

FIG. **2** is a rear perspective view from below and the other side thereof;

FIG. **3** is an underneath plan view thereof; and

FIG. **4** is a perspective view of the illuminated compact of my new design similar to FIG. **1** but showing the compact in an open position.

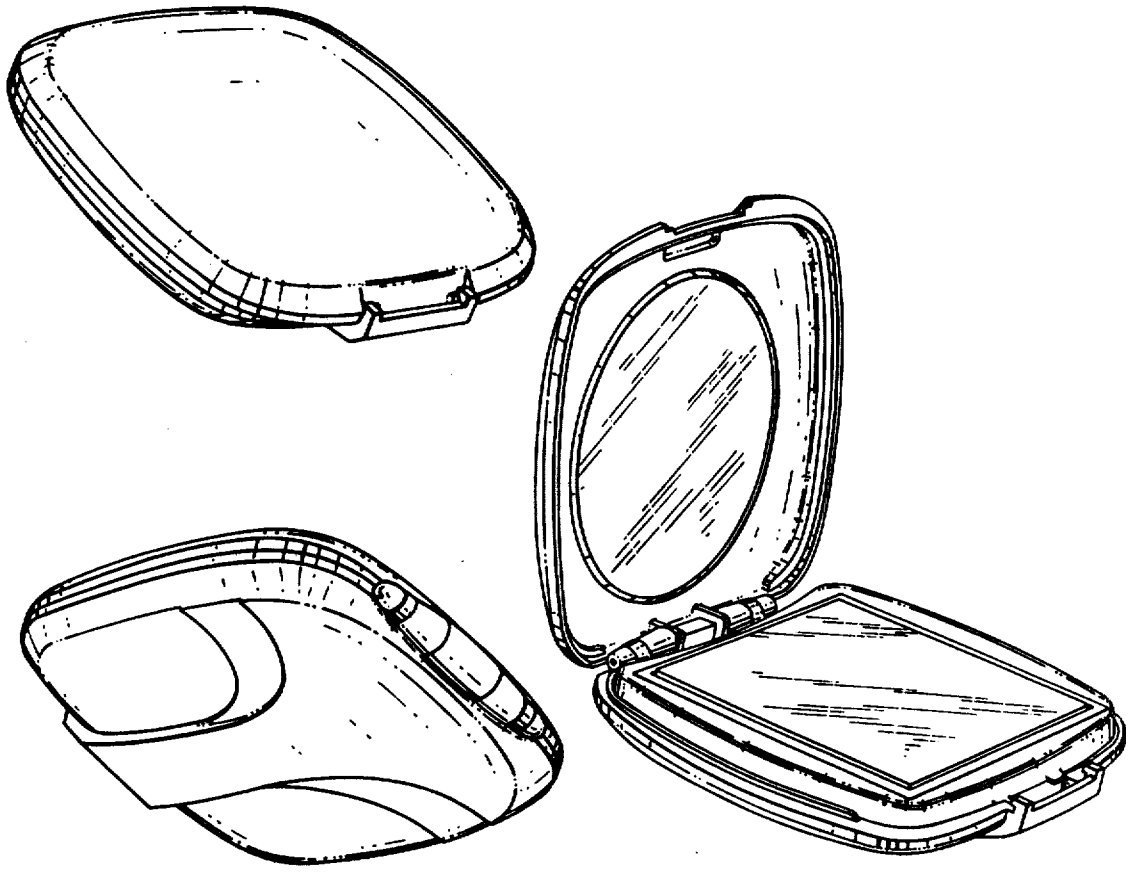

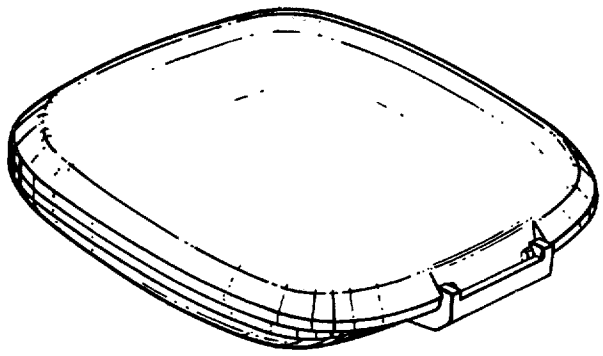

FIG. 1.

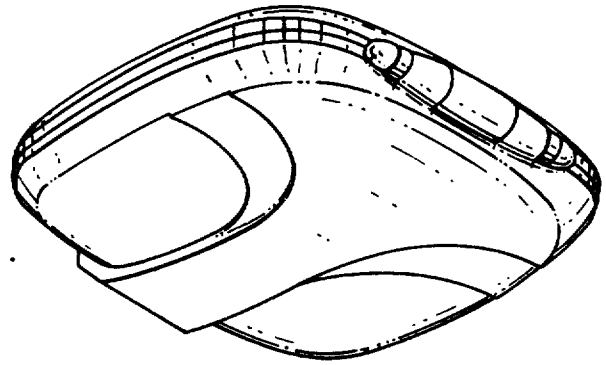

FIG. 2.

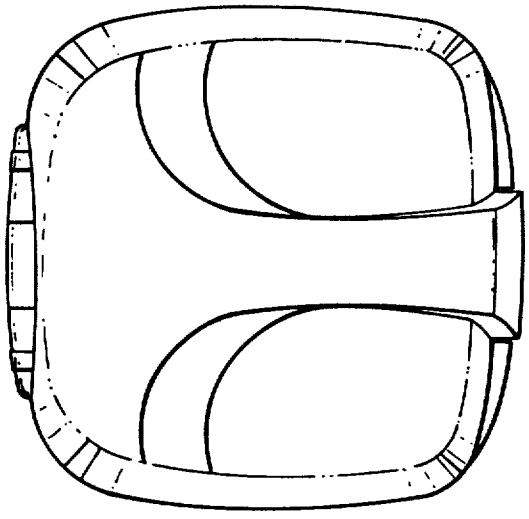

FIG. 3.



FIG. 4.