



US00D853152S

(12) **United States Design Patent**
Chen

(10) **Patent No.:** **US D853,152 S**
(45) **Date of Patent:** **** Jul. 9, 2019**

- (54) **CUSHION**
- (71) Applicant: **SHENZHEN LIAN DA TECHNOLOGY INDUSTRIAL CO., LTD.**, Shenzhen, Guangdong (CN)
- (72) Inventor: **Congyu Chen**, Guangdong (CN)
- (73) Assignee: **SHENZHEN LIAN DA TECHNOLOGY INDUSTRIAL CO., LTD.**, Shenzhen (CN)
- (**) Term: **15 Years**
- (21) Appl. No.: **29/611,394**
- (22) Filed: **Jul. 20, 2017**

D606,354 S *	12/2009	Abolkheir	D6/601
D612,654 S *	3/2010	Eura	D6/601
D617,058 S *	6/2010	Akrey	D30/154
D634,147 S *	3/2011	Joffe	D6/601
D674,643 S *	1/2013	Fendley	D6/601
8,875,330 B2 *	11/2014	Wallace	A47C 7/38
			5/603
D733,391 S *	7/2015	Albuja Cuadrado	D1/124
D753,415 S *	4/2016	Atawane	D6/601
D793,768 S *	8/2017	Goddard	D6/601
D828,702 S *	9/2018	Chen	D6/601
2004/0107501 A1 *	6/2004	Kancilja	A47G 9/10
			5/636
2009/0307846 A1 *	12/2009	Eura	A47C 7/383
			5/636
2010/0319132 A1 *	12/2010	Li	A47C 16/00
			5/636
2014/0152056 A1 *	6/2014	Harstad	B62J 1/20
			297/180.1

(30) **Foreign Application Priority Data**

Jun. 15, 2017 (CN) 2017 3 0244819

(51) **LOC (11) Cl.** **06-09**

(52) **U.S. Cl.** **D6/601**

(58) **Field of Classification Search**

USPC D6/595-601, 604, 606; D24/183, 190;
D21/803, 809

CPC A47C 20/00; A47C 20/021; A47D 15/001;
A47D 15/008; A47G 9/00; A47G 9/10

See application file for complete search history.

(56) **References Cited**

U.S. PATENT DOCUMENTS

D440,058 S *	4/2001	Owens	D6/349
D442,005 S *	5/2001	Boese	D6/354
6,857,150 B2 *	2/2005	Matthews Brown ..	A47D 13/08
			206/770
D595,526 S *	7/2009	Mills	D6/601

* cited by examiner

Primary Examiner — Mary Ann Calabrese

Assistant Examiner — Jennifer L Rempfer

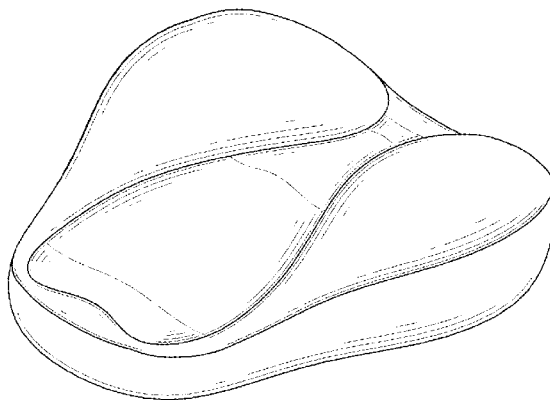
(57) **CLAIM**

The ornamental design for a cushion, as shown and described.

DESCRIPTION

FIG. 1 is a first perspective view of a cushion showing my new design;
 FIG. 2 is a second perspective view thereof;
 FIG. 3 is a front elevational view thereof;
 FIG. 4 is a rear elevational view thereof;
 FIG. 5 is a left side view thereof;
 FIG. 6 is a right side view thereof;
 FIG. 7 is a top plan view thereof; and,
 FIG. 8 is a bottom plan view thereof.

1 Claim, 8 Drawing Sheets



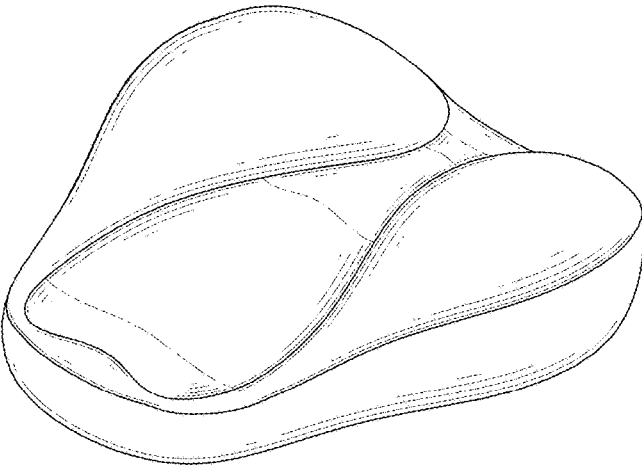


Fig. 1

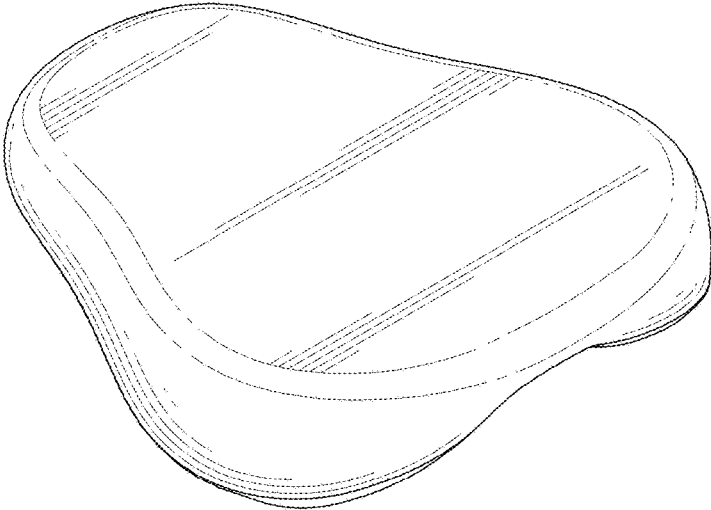


Fig. 2

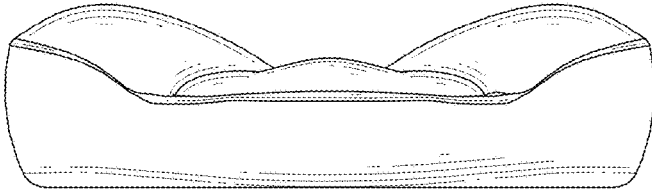


Fig. 3

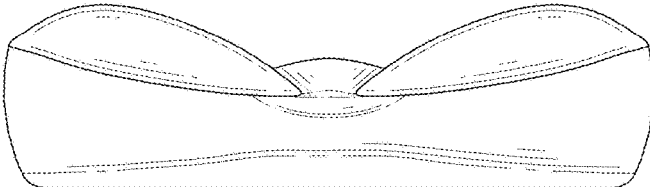


Fig. 4




Fig. 5

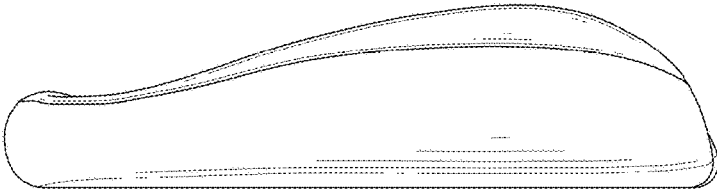


Fig. 6

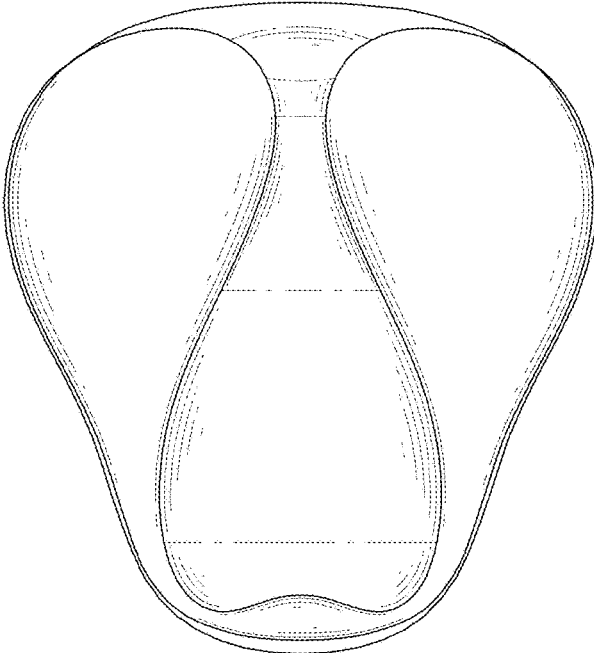


Fig. 7

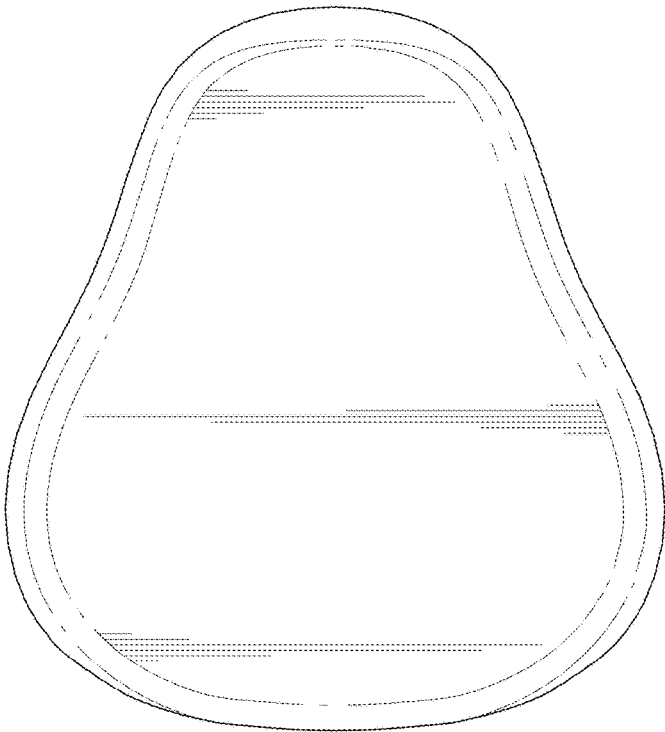


Fig. 8