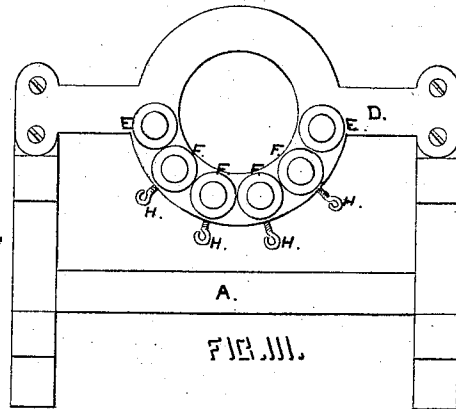
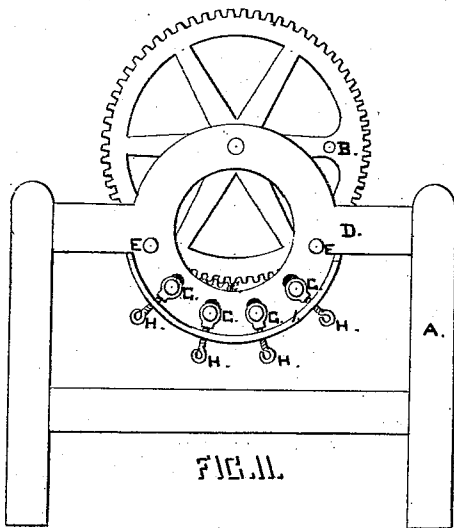
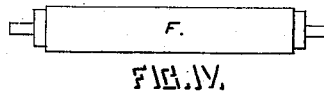
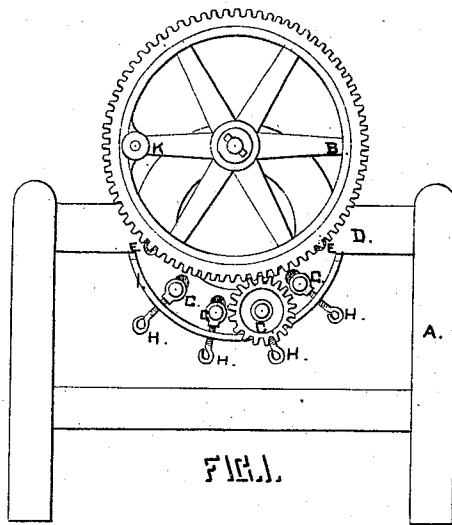


J. HOOD.
Corn Husker.

No. 107,259.

Patented Sept. 13, 1870.



WITNESS.
J. B. Smith
Chas. A. Smith

INVENTOR.
Paul Hood

United States Patent Office.

JOEL HOOD, OF MILWAUKEE, WISCONSIN.

Letters Patent No. 107,259, dated September 13, 1870.

IMPROVED MACHINE FOR HUSKING CORN.

The Schedule referred to in these Letters Patent and making part of the same

I, JOEL HOOD, of Milwaukee, in the county of Milwaukee, in the State of Wisconsin, have invented certain Improvements in Corn-Huskers, of which the following is a specification.

Nature and Object of the Invention.

My invention is for the combination of machinery and rollers, set in the form of a semicircle adjusted in a particular manner for husking corn.

Description of the drawing forming part of this Specification.

Figure I is a front end view;
Figure II, a rear end view;
Figure III, a cross-sectional view; and
Figure IV, a view of one of the rollers.

General Description.

A is the frame of the machine.
B, the large driving-wheel.
C, pinion on the end of the rollers, into which wheel B meshes.
D, metal frame which holds the driving gear.
E E, two stationary rollers.
F, adjustable rollers.

G, boxes into which the journals of the adjustable rollers work.

H, set screws passing through flange I, and into boxes G, so that, as the screws H are set up, the rollers F are set up, there being slots in the frame D to allow of their being pressed together.

K, handle on wheel B to turn it with.

The operation of this machine is as follows:

A hopper is placed above the rollers, through which the ears of corn are fed, and, the rubber rollers revolving in pairs, and turning together, take off the husks and silk from the corn, and the corn passes out of the rear end of the machine. The rubber rollers of the machine, being set in a semicircular form, hold the corn in position till it leaves the machine.

Claim.

I claim as my invention—

The combination, in a machine for husking corn, of the frame D, rollers F, adjustable boxes G, set-screws H, and flange I, when said parts are arranged as described and shown, and for the purpose set forth.

Witnesses: JOEL HOOD.

J. B. SMITH,
CHAS. A. SMITH.