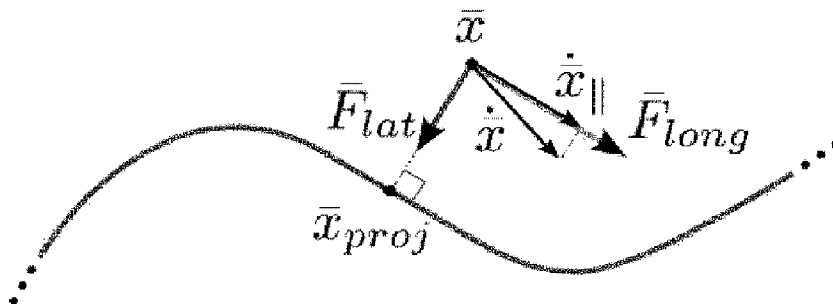




(86) Date de dépôt PCT/PCT Filing Date: 2016/09/23
 (87) Date publication PCT/PCT Publication Date: 2017/03/30
 (45) Date de délivrance/Issue Date: 2022/07/19
 (85) Entrée phase nationale/National Entry: 2018/03/21
 (86) N° demande PCT/PCT Application No.: EP 2016/072676
 (87) N° publication PCT/PCT Publication No.: 2017/050961
 (30) Priorité/Priority: 2015/09/23 (EP15186494.9)

(51) Cl.Int./Int.Cl. *A61H 1/02* (2006.01),
B25J 9/16 (2006.01)
 (72) Inventeurs/Inventors:
SAPIN, JULIEN, BE;
DEHEZ, BRUNO, BE;
GILLIAUX, MAXIME, BE
 (73) Propriétaire/Owner:
UNIVERSITE CATHOLIQUE DE LOUVAIN, BE
 (74) Agent: BERESKIN & PARR LLP/S.E.N.C.R.L.,S.R.L.

(54) Titre : SYSTEME ET PROCEDE DE REEDUCATION
 (54) Title: REHABILITATION SYSTEM AND METHOD



(57) **Abrégé/Abstract:**

A rehabilitation system for rehabilitation of a subject comprising at least one end-effector for interacting with the subject, the end-effector having at least two degrees of freedom of motion, at least one actuator for end-effector actuating, at least one sensor for measuring the end-effector position and speed; at least one sensor for measuring the interaction force between the subject and the end-effector; a memory comprising at least two initial coefficients and a session comprising at least one exercise including at least one reference trajectory to be carried out by the subject through actuation of the end effector; and a controlling unit for controlling the actuator; wherein the memory is connected to the controlling unit for delivering the initial coefficients and the session, the sensors are connected to the controlling unit for delivering measurement signals, and the controlling unit is for providing a force-controlled feedback based on the initial coefficients.

ABSTRACT

A rehabilitation system for rehabilitation of a subject comprising at least one end-effector for interacting with the subject, the end-effector having at least two degrees of freedom of motion, at least one actuator for end-effector actuating, at least one sensor for measuring the end-effector position and speed; at least one sensor for measuring the interaction force between the subject and the end-effector; a memory comprising at least two initial coefficients and a session comprising at least one exercise including at least one reference trajectory to be carried out by the subject through actuation of the end effector; and a controlling unit for controlling the actuator; wherein the memory is connected to the controlling unit for delivering the initial coefficients and the session, the sensors are connected to the controlling unit for delivering measurement signals, and the controlling unit is for providing a force-controlled feedback based on the initial coefficients.

REHABILITATION SYSTEM AND METHOD

FIELD OF INVENTION

The present invention relates to a system and a method of rehabilitation. In particular, the present invention relates to a neuro-rehabilitation system comprising a force-controlled robotic device and to a neuro-rehabilitation method assisted by a force-controlled robotic device.

BACKGROUND OF INVENTION

Stroke is a major cause of disability worldwide with approximately 800,000 new cases reported annually only in the United States, of which about 130,000 die. In the European Union stroke incidence appears to be markedly higher with over 460,000 deaths each year. The physical effects of stroke are variable and may include impairment in motor and sensory systems, language, perception, emotional and cognitive functions. Impairment of motor function usually involves paralysis or paresis of the muscles on the side of the body that is contralateral to the side of the brain lesion. People who have experienced a severe stroke often have significant impairment of muscle function of different limbs and body segments resulting in severe disability.

In order to recover or retain functional ability after a stroke or injury, patients undergo rehabilitation therapy, such as occupational and physical therapy. Physical therapy with hands is still the main approach. However, the therapy with hands strongly relies on the physical therapist's personal experiences, and there is no means for accurately controlling the magnitude of applied force and the rotating extent of joint. Moreover one-to-one interaction between a therapist and a patient is limited in providing high intensity and high repetition training.

Robotic or interactive training shows great potential for application in the field of rehabilitation medicine. Robotic or interactive training has several advantages as they can assist, enhance and quantify rehabilitation, especially neuro-rehabilitation. Robotic

device-assisted rehabilitation is indeed more efficient in delivering routine physical and occupational therapy activities and also provides data that can facilitate patient diagnosis.

Unlike standard industrial robots, robotic devices adapted for rehabilitation guides movement like a therapist guiding the patient. Impaired subjects will indeed neither
5 follow straight lines nor move along smooth trajectories. Some subject might not even be able to start movement. Robotic devices adapted for rehabilitation assist the subject by providing an assistive or resistive force field if the subject is unable to aim at a target and/or to move at a predefined speed.

It is known to use such robotic devices. For instance, US patent 5,466,213 discloses an
10 interactive robotic therapist implementing a virtual spring i.e. a force proportional to the distance between the subject's member and the trajectory with a constant stiffness coefficient. Said robotic devices may generate considerable forces and does not provide as-needed assistance challenging the subject.

US patent application 2006/0293617 also discloses a method of rehabilitation comprising
15 passive motion, resisted motion, assisted motion or force field motion wherein deviation from the trajectory meets with resistance. In an exemplary embodiment, resistance varies as a function of distance from the trajectory. Within said embodiment, a constant stiffness is used to guide the patient.

Krebs et al. introduces an adaptive algorithm based on the subject performance in
20 previous exercises so that the therapy is tailored to each patient's abilities (H I Krebs et al (2003) Rehabilitation robotics: performance based progressive robot-assisted therapy, Autonomous Robots, 15, 7-20). Krebs discloses force related to the deviation with at least one factor which may vary between games based on the patient's performance and variability. However, Krebs et al. does not defined the way the factors varied based on
25 patient's performance.

Therefore it is an object of the present invention to provide a rehabilitation system and a robotic device-assisted rehabilitation method implementing a performance based assistance, especially a movement-related feedback with online variable stiffness and damping coefficients. Said variable stiffness and damping coefficients provide gentle

assistance which motivate the subject and maximize the chance to deliver optimal therapy. The present method also challenges the subject in order to improve its functional abilities and to avoid the feeling of personal failure.

5 SUMMARY

The present invention thus relates to a rehabilitation system for rehabilitation of a subject comprising:

- at least one end-effector for interacting with the subject, the said end-effector having at least two degrees of freedom of motion;
- 10 - at least one actuator for actuating the at least one end-effector;
- at least one sensor for measuring at least the position and the speed of the at least one end-effector;
- at least one sensor for measuring the interaction force between the subject and the end-effector;
- 15 - a memory comprising at least two initial coefficients k_{lat} , c_{lat} and a session comprising at least one exercise including at least one reference trajectory to be carried out by the subject through actuation of the end effector; and
- a controlling unit for controlling the actuator;

wherein the memory is connected to the controlling unit for delivering the initial coefficients and the session, the sensors are connected to the controlling unit for delivering measurement signals, and the controlling unit is adapted to provide a force-controlled feedback comprising a lateral interaction force F_{lat} :

$$\mathbf{F}_{lat} = k_{lat} (\mathbf{x}_{proj} - \mathbf{x}) - c_{lat} \dot{\mathbf{x}}_{\perp}$$

wherein said lateral interaction force limits deviation of the end effector actuated by the subject along the reference trajectory and wherein $(\mathbf{x}_{proj} - \mathbf{x})$ is the deviation of the end-effector actuated by the subject along the reference trajectory, $\dot{\mathbf{x}}_{\perp}$ is the speed of the end-effector actuated by the subject perpendicular to the reference trajectory, k_{lat} is a stiffness coefficient and c_{lat} is a damping coefficient; and

wherein the memory further comprises a time interval and wherein the controlling unit is adapted to change online the stiffness coefficient k_{lat} at the end of each time interval by increments based on a statistical analysis of the values of the deviation of the end-effector actuated by the subject along the reference trajectory.

- 5 According to one embodiment, the controlling unit is adapted to change online the damping coefficient c_{lat} at the end of each time interval by increments based on a statistical analysis of the values of the deviation of the end-effector actuated by the subject along the reference trajectory.

10 According to one embodiment, said stiffness coefficient k_{lat} and/or said damping coefficient c_{lat} varies at the end of each time interval by increments which do not exceed a predefined value.

According to one embodiment, said increments are either positive, negative or zero.

15 According to one embodiment, the positive increments and the negative increments are constant during one exercise or one session. According to one embodiment, k_{lat} and/or c_{lat} varies with a positive increment if the mean of the values of the deviation of the end-effector actuated by the subject along the reference trajectory is higher than a predetermined threshold; and wherein k_{lat} and/or c_{lat} varies with a negative increment if the mean of the values of the deviation of the end-effector actuated by the subject along the reference trajectory is lower than the said predetermined threshold.

20 According to one embodiment, the absolute value of the positive increment of k_{lat} and/or c_{lat} differs from the absolute value of the negative increment of k_{lat} and/or c_{lat} .

According to one embodiment, k_{lat} increases or decreases with an increment ranging from 1N/m to 500N/m.

25 According to one embodiment, the memory further comprises two initial coefficients c_{long} , v_{ref} , and a second time interval; and wherein the force-controlled feedback provided by the controlling unit further comprises a longitudinal interaction force F_{long} :

$$F_{long} = c_{long}(v_{ref} - |\dot{x}_{\parallel}|) \frac{\dot{x}_{\parallel}}{|\dot{x}_{\parallel}|}$$

wherein said longitudinal interaction force helps the subject to move along the reference trajectory at a reference speed and wherein $(v_{ref} - |\dot{x}_{\parallel}|)$ is the difference between the reference speed (v_{ref}) and the speed of the end-effector actuated by the subject parallel to the reference trajectory, \dot{x}_{\parallel} is the speed of the end-effector actuated by the subject parallel to the reference trajectory, c_{long} is a damping coefficient and v_{ref} is a reference speed; and

wherein the controlling unit is adapted to change online the damping coefficient c_{long} at the end of each second time interval by increments based on the difference between the longitudinal speed of the end-effector actuated by the subject parallel to the reference trajectory and the reference speed.

According to one embodiment, the controlling unit is adapted to change online the reference speed v_{ref} at the end of each second time interval by increments based on the difference between the longitudinal speed of the end-effector actuated by the subject parallel to the reference trajectory and the reference speed.

According to one embodiment, said damping coefficient c_{long} and/or the said reference speed v_{ref} varies at the end of each second time interval by increments which do not exceed a predefined value; said increments being positive, negative or zero.

According to one embodiment, the positive increments and the negative increments are constant during one exercise or one session.

According to one embodiment, c_{long} and/or v_{ref} varies with a positive increment if the mean of the differences between the reference speed v_{ref} and the speed of the end-effector actuated by the subject is higher than a predetermined threshold; and wherein c_{long} and/or v_{ref} varies with a negative increment if the mean of the differences between the reference speed v_{ref} and the speed of the end-effector actuated by the subject is lower or equal than said predetermined threshold.

According to one embodiment, the absolute value of the positive increment of c_{long} and/or v_{ref} differs from the absolute value of the negative increment of c_{long} and/or v_{ref} .

According to one embodiment, c_{long} increases or decreases with an increment ranging from 1N.s/m to 250N.s/m.

- 5 The present invention also relates to a rehabilitation method comprising the following steps:
- providing a robotic device comprising:
 - at least one end-effector for interacting with a subject, the said end-effector having at least two degrees of freedom of motion;
 - 10 – at least one actuator for moving the at least one end-effector;
 - at least one sensor for recording at least the position and the speed of the at least one end-effector;
 - at least one sensor for recording the interaction force between the subject and the end-effector; and
 - 15 – a controlling unit for controlling the actuator;
 - initiating a session comprising at least one exercise, including at least one reference trajectory to be carried out by the subject through actuation of the end effector; said initiation comprising initializing at least two coefficients k_{lat} , c_{lat} ;
 - the controlling unit providing a force-controlled feedback comprising a lateral interaction force F_{lat} ;
 - 20

$$\mathbf{F}_{lat} = k_{lat}(\alpha)(\mathbf{x}_{proj} - \mathbf{x}) - c_{lat}(\alpha) \dot{\mathbf{x}}_{\perp}$$

- wherein $(\mathbf{x}_{proj} - \mathbf{x})$ is the deviation of the end-effector actuated by the subject along the reference trajectory, $\dot{\mathbf{x}}_{\perp}$ is the speed of the end-effector actuated by the subject perpendicular to the reference trajectory, k_{lat} is a stiffness coefficient and c_{lat} is a damping coefficient; said lateral interaction force limiting deviation of the end effector actuated by the subject along the reference trajectory;
- 25

wherein k_{lat} is a variable stiffness coefficient and c_{lat} is a damping coefficient depending on α , wherein α is selected from a statistical analysis of the values of the deviation of the end-effector actuated by the subject along the reference trajectory;

wherein the initiation comprises initializing a time interval; and wherein said variable stiffness coefficient k_{lat} varies online at the end of each time interval by increments.

According to one embodiment, said damping coefficient c_{lat} also varies online at the end of each time interval by increments.

- 5 According to one embodiment, said initiation further comprises initializing one coefficients (c_{long}), a reference speed (v_{ref}) and providing a second time interval;
- the force-controlled feedback provided by the controlling unit further comprises a longitudinal interaction force F_{long} :

$$\mathbf{F}_{long} = c_{long}(\beta)(v_{ref}(\beta) - |\dot{\mathbf{x}}_{\parallel}|) \frac{\dot{\mathbf{x}}_{\parallel}}{|\dot{\mathbf{x}}_{\parallel}|}$$

- 10 wherein $(v_{ref} - |\dot{\mathbf{x}}_{\parallel}|)$ is the difference between the reference speed (v_{ref}) and the speed of the end-effector actuated by the subject parallel to the reference trajectory; $\dot{\mathbf{x}}_{\parallel}$ is the speed of the end-effector actuated by the subject parallel to the reference trajectory and c_{long} is a damping coefficient; said longitudinal interaction force helps the subject to move along the reference trajectory at a reference speed;

- 15 wherein c_{long} is a variable damping coefficient and v_{ref} is a reference speed depending on β , wherein β is selected from the difference between the longitudinal speed of the end-effector actuated by the subject parallel to the reference trajectory and the reference speed; and

- 20 wherein said variable damping coefficient c_{long} varies online at the end of each second time interval by increments.

According to one embodiment, said reference speed v_{ref} also varies online at the end of each second time interval by increments.

DEFINITIONS

In the present invention, the following terms have the following meanings:

- “**Deviation**” refers to minimum distance between the end-effector actuated by a subject and a reference trajectory.
- 5 - “**Exercise**” refers to any exercise to be performed by the subject on a robotic device comprising at least one reference trajectory.
- “**Movement**” refers to any displacement of the end-effector actuated by a subject.
- “**Reference**” associated with the terms “force”, “speed”, “trajectory” or “position” refers to a predefined feature to be reached by the subject.
- 10 - “**Session**” refers to series of exercises.
- “**Subject**” refers to a mammal, preferably a human. In one embodiment, a subject may be a “patient”, i.e. a warm-blooded animal, more preferably a human, who/which is awaiting the receipt of, or is receiving medical care.

15 BRIEF DESCRIPTION OF THE DRAWINGS

Figure 1 illustrates a reference trajectory, the position of the end effector \mathbf{x} , the speed of the end-effector $\dot{\mathbf{x}}$, the deviation of the end-effector actuated by the subject along the reference trajectory $(\mathbf{x}_{proj} - \mathbf{x})$, the speed of the end-effector actuated by the subject parallel to the reference trajectory $\dot{\mathbf{x}}_{\parallel}$, an assisting attractive lateral interaction force \mathbf{F}_{lat} and an assisting longitudinal interaction force \mathbf{F}_{long} according to one embodiment of the invention.

20

Figure 2 illustrates a flow chart of the rehabilitation method according to one embodiment of the invention. The controlling unit according to the invention comprises a virtual system determining how the device reacts to the interaction with the subject and a force controller controlling the device.

25

Figure 3 is a flowchart illustrating a rehabilitation system 1 according to one embodiment of the invention, comprising an end-effector 2, an actuator 3, a first sensor 4 for measuring

at least a position and the a speed of the end-effector 2, a second sensor 5 for measuring an interaction force between the subject and the end-effector 2, a memory 6, and a controlling unit 7.

5 DETAILED DESCRIPTION

This invention relates to a rehabilitation system 1 (see figure 3) providing an as-needed assistance to a subject in need thereof.

The said rehabilitation system 1 for rehabilitation of a subject comprises:

- at least one end-effector 2 for interacting with the subject, the said end-effector 2 having
10 at least two degrees of freedom of motion;
- at least one actuator 3 for actuating the at least one end-effector 2;
- at least one sensor for measuring at least the position and the speed of the at least one end-effector 2;
- at least one sensor for measuring the interaction force between the subject and the end-
15 effector 2;
- a memory 6 comprising at least two initial coefficients and a session comprising at least one exercise including at least one reference trajectory to be carried out by the subject through actuation of the end effector; and
- a controlling unit 7 for controlling the actuator 3;

20 wherein the memory 6 is connected to the controlling unit 7 for delivering the initial coefficients and the session; wherein the sensors are connected to the controlling unit 7 for delivering measurement signals and wherein the controlling unit 7 is adapted to provide a force-controlled feedback based on the said initial coefficients.

In order to ensure rehabilitation, the subject has to perform a movement along the
25 reference trajectory corresponding to the ideal path that the patient must follow to perform the exercise. In order to improve the rehabilitation, the controlling unit 7 of the present invention generates forces smoothly assisting the movement of a limb of a subject.

According to one embodiment, the reference trajectory is at least a two dimensional trajectory. According to one exemplary embodiment, as depicted in figure 1, the reference trajectory is a two dimensional trajectory.

5 According to the embodiment depicted in figure 1, the at least one sensor of the rehabilitation system 1 acquires at least the position of the end effector \mathbf{x} , the speed of the end-effector 2 actuated by the subject $\dot{\mathbf{x}}$, especially the speed of the end-effector 2 actuated by the subject parallel to the reference trajectory $\dot{\mathbf{x}}_{\parallel}$ and the speed of the end-effector 2 actuated by the subject perpendicular to the reference trajectory $\dot{\mathbf{x}}_{\perp}$.

10 According to one embodiment, the at least one sensor of the rehabilitation system 1 acquires at least the lateral interaction force \mathbf{F}_{lat} and longitudinal interaction force \mathbf{F}_{long} between the patient and the end-effector 2.

According to one embodiment, in order to provide a force-controlled feedback, the controlling unit 7 is adapted to modify at least a lateral interaction force F_{lat} that helps the patient to stay on the reference trajectory. Especially, the lateral interaction force
 15 limits deviation of the end effector actuated by the subject along the reference trajectory. If the lateral interaction force is strictly positive, an assisting attractive force towards the reference trajectory is applied on the end-effector 2 (see figure 1). On the contrary, if the lateral interaction force is strictly negative, a resistive force away from the reference trajectory is applied on the end-effector 2, thereby challenging the subject. According to
 20 one embodiment, the lateral interaction force is strictly positive. According to one embodiment, the lateral interaction force is positive and negative.

According to one embodiment, the force-controlled feedback comprises a lateral interaction force F_{lat} correlated to the deviation of the end-effector 2 actuated by the subject along the reference trajectory according to the equation:

$$25 \quad \mathbf{F}_{lat} = k_{lat} (\mathbf{x}_{proj} - \mathbf{x}) - c_{lat} \dot{\mathbf{x}}_{\perp}$$

wherein $(\mathbf{x}_{proj} - \mathbf{x})$ is the deviation of the end-effector 2 actuated by the subject along the reference trajectory, $\dot{\mathbf{x}}_{\perp}$ is the speed of the end-effector 2 actuated by the subject

perpendicular to the reference trajectory, k_{lat} is a stiffness coefficient and c_{lat} is a damping coefficient.

According to one embodiment, the controlling unit 7 comprises a processor adapted to compute, from the measurement of the sensors, at least the deviation of the end-effector 2 actuated by the subject along the reference trajectory ($x_{proj} - x$).

According to one embodiment, the memory 6 comprises at least the two initial coefficients c_{lat} and k_{lat} . According to one embodiment c_{lat} is positive, negative or zero. According to one embodiment, k_{lat} is nonzero.

According to one embodiment, the controlling unit 7 is adapted to change online the stiffness coefficient k_{lat} and/or the damping coefficient c_{lat} during each reference trajectory, at the end of each reference trajectory or at the end of each exercise. Especially, according to one embodiment, the memory 6 comprises a first time interval and the controlling unit 7 is adapted to change the stiffness coefficient k_{lat} and or the damping coefficient c_{lat} at the end of each such first time interval by increments.

According to one embodiment, by online it is meant that the first time interval is ranging from 1ms to 10s, from 5ms to 5s, from 100ms to 2s, preferably about 1 second.

According to one embodiment, the first time interval is lower than the duration required by a healthy subject (not impaired) to perform a reference trajectory during one exercise. Preferably, the first time interval is lower than 1/10, or lower than 1/100, of the duration required by a healthy subject (not impaired) to perform a reference trajectory during one exercise.

According to one embodiment, the controlling unit 7 is adapted to change the stiffness coefficient k_{lat} and/or the damping coefficient c_{lat} based on a statistical analysis of the values of the deviation of the end-effector 2 actuated by the subject along the reference trajectory. According to one embodiment, said statistical analysis is based on a statistical descriptor such as the means, median, mode, variance or standard deviation.

According to an embodiment, the controlling unit 7 is adapted to change the stiffness coefficient k_{lat} and/or the damping coefficient c_{lat} based on the ratio between the length covered by the end-effector 2 and the length along the reference trajectory.

Therefore, according to one embodiment, the lateral interaction force F_{lat} of the force-controlled feedback is correlated to the deviation of the end-effector 2 actuated by the subject along the reference trajectory according to the equation:

$$\mathbf{F}_{lat} = k_{lat}(\alpha)(\mathbf{x}_{proj} - \mathbf{x}) - c_{lat}(\alpha)\dot{\mathbf{x}}_{\perp}$$

wherein $(\mathbf{x}_{proj} - \mathbf{x})$ is the deviation of the end-effector 2 actuated by the subject along the reference trajectory, $\dot{\mathbf{x}}_{\perp}$ is the speed of the end-effector 2 actuated by the subject perpendicular to the reference trajectory, k_{lat} is a stiffness coefficient, c_{lat} is a damping coefficient and α is a statistical descriptor of the values of the deviation of the end-effector 2 actuated by the subject along the reference trajectory.

According to one embodiment, the increments of k_{lat} and/or c_{lat} do not exceed a predefined value. According to one embodiment, the increments of k_{lat} and/or c_{lat} are positive, negative or zero. According to one embodiment, the increments of k_{lat} and/or c_{lat} are constant during each movement along a reference trajectory. According to one embodiment, the increments of k_{lat} and/or c_{lat} are constant during one reference trajectory of an exercise. According to one embodiment, the increments of k_{lat} and/or c_{lat} are constant during one exercise. According to one embodiment, the increments of k_{lat} and/or c_{lat} are constant during one session.

According to one embodiment, the absolute value of the positive increments of k_{lat} and/or c_{lat} differs from the absolute value of the negative increment of respectively k_{lat} and/or c_{lat} . According to one embodiment, the increments of k_{lat} and/or c_{lat} are constant during each exercise or may vary between each reference trajectory of an exercise or between each exercise of a session.

According to one embodiment, the positive increments and the negative increments of k_{lat} and/or c_{lat} are constant during one reference trajectory of an exercise. According to one embodiment, the positive increments and the negative increments of k_{lat} and/or c_{lat}

are constant during one exercise. According to one embodiment, the positive increments and the negative increments of k_{lat} and/or c_{lat} are constant during one session.

It has been found by the Applicant, that constant increments ensure an improved degree of smoothness of the movement and thus an optimal rehabilitation. According to one
 5 embodiment, whatever the deviation, the increments is of k_{lat} and/or c_{lat} remain constant during a reference trajectory, an exercise and/or a session.

According to one embodiment, k_{lat} and/or c_{lat} varies with a positive increment if the mean of the values of the deviation of the end-effector 2 actuated by the subject along the reference trajectory is higher than a threshold, such as for instance 0.01m for k_{lat} .

10 According to one embodiment, k_{lat} and/or c_{lat} varies with a negative increment if the mean of the values of the deviation of the end-effector 2 actuated by the subject along the reference trajectory is lower than a threshold, such as for instance 0.01m for k_{lat} . According to one embodiment, the memory 6 further comprises the said thresholds. According to one embodiment, the said threshold may be adjusted automatically by the
 15 controlling unit 7 or manually by the physiotherapist.

Thus according to an exemplary embodiment, the deviation of the end-effector 2 actuated by the subject along the reference trajectory ($\mathbf{x}_{proj} - \mathbf{x}$) is acquired at a frequency of 125Hz and each second (the time interval) means of said 125 values is computed. Based on said means, k_{lat} and/or c_{lat} is incremented either positively or negatively.

20 According to one embodiment, k_{lat} increases with an increment ranging from 1N/m to 500N/m, preferably 157.5 N/m.

According to one embodiment, k_{lat} decreases with an increment ranging from 1N/m to 500N/m, preferably 157.5N/m.

25 According to one embodiment, k_{lat} has an absolute value ranging from 0N/m to 5000N/m, preferably from 0N/m to 3150N/m.

According to one embodiment, k_{lat} has an absolute value ranging from 1N/m to 5000N/m, preferably from 1N/m to 3150N/m.

According to one embodiment, c_{lat} increases with an increment ranging from 1N.s/m to 250N.s/m, preferably 78.75 N.s/m.

According to one embodiment, c_{lat} decreases with an increment ranging from 1N.s/m to 250N.s/m, preferably 78.75N.s/m.

- 5 According to one embodiment, c_{lat} has an absolute value ranging from 0N.s/m to 2500N.s/m, preferably from 0N.s/m to 1575N.s/m.

According to one embodiment, k_{lat} is incremented at a frequency which can be adjusted, such as for instance 0,1Hz, 0,5Hz, 1Hz, 10Hz, 100Hz or 1000Hz.

- 10 According to one embodiment, c_{lat} is incremented at a frequency which can be adjusted, such as for instance 0,1Hz, 0,5Hz, 1Hz, 10Hz, 100Hz or 1000Hz.

According to one embodiment, k_{lat} is not inferior to 0N/m. According to an alternative embodiment, if a resistive lateral interaction force is sought, k_{lat} may decrease below 0N/m.

- 15 According to one embodiment, in order to provide a force-controlled feedback, the controlling unit 7 is also adapted to modify at least a longitudinal interaction force F_{long} that helps the patient to move along the trajectory at a reference speed. If the longitudinal interaction force is strictly positive, an assisting force helps the subject to move along the reference trajectory at a reference speed (see figure 1). On the contrary, if the longitudinal interaction force is strictly negative, a resistive force slows down movement of the subject
- 20 along the reference trajectory, thereby challenging the subject. According to one embodiment, the longitudinal interaction force is strictly positive. According to one embodiment, the longitudinal interaction force is positive and negative.

- 25 According to one embodiment, the processor is also adapted to compute, from the measurement of the sensors, the difference between the reference speed v_{ref} and the speed of the end-effector 2 actuated by the subject parallel to the reference trajectory \dot{x}_{\parallel} .

According to one embodiment, the force-controlled feedback comprises a longitudinal interaction force F_{long} correlated to difference between the reference speed and the speed

of the end-effector 2 actuated by the subject parallel to the reference trajectory according to the equation:

$$\mathbf{F}_{long} = c_{long}(v_{ref} - |\dot{\mathbf{x}}_{\parallel}|) \frac{\dot{\mathbf{x}}_{\parallel}}{|\dot{\mathbf{x}}_{\parallel}|}$$

wherein $(v_{ref} - |\dot{\mathbf{x}}_{\parallel}|)$ is the difference between the reference speed (v_{ref}) and the speed of the end-effector 2 actuated by the subject parallel to the reference trajectory; $\dot{\mathbf{x}}_{\parallel}$ is the speed of the end-effector 2 actuated by the subject parallel to the reference trajectory and c_{long} is a damping coefficient.

According to one embodiment, the memory 6 comprises at least the reference speed v_{ref} and the damping coefficient c_{long} . According to one embodiment, the damping coefficient c_{long} is positive, negative or zero.

According to one embodiment, the controlling unit 7 is adapted to change online the damping coefficient c_{long} and the reference speed v_{ref} during each reference trajectory. Especially, according to one embodiment, the memory 6 comprises a second time interval and the controlling unit 7 is adapted to change the damping coefficient c_{long} and the reference speed v_{ref} at the end of each such second time interval by increments. According to one embodiment, the first time interval and the second time interval are the same or not.

According to one embodiment, by online it is meant that the second time interval is ranging from 1ms to 10s, from 5ms to 5s, from 100ms to 2s, preferably about 1 second.

According to one embodiment, the second time interval is lower than the duration required by a healthy subject (not impaired) to perform a reference trajectory during an exercise. Preferably, the second time interval is lower than 1/10, or lower than 1/100 of the duration required by a healthy subject (not impaired) to perform a reference trajectory during an exercise.

According to one embodiment, the controlling unit 7 is adapted to change the damping coefficient c_{long} and the reference speed v_{ref} based on the difference between the

longitudinal speed of the end-effector 2 actuated by the subject parallel to the reference trajectory and the reference speed.

According to an alternative embodiment, the controlling unit 7 is adapted to change the damping coefficient c_{long} and the reference speed v_{ref} based on the ratio between the reference speed and the speed of the end-effector 2 actuated by the subject parallel to the reference trajectory.

Therefore, according to one embodiment, the longitudinal interaction force F_{long} of the force-controlled feedback is correlated to difference between the reference speed and the speed of the end-effector 2 actuated by the subject parallel to the reference trajectory according to the equation:

$$F_{long} = c_{long}(\beta) (v_{ref}(\beta) - |\dot{x}_{\parallel}|) \frac{\dot{x}_{\parallel}}{|\dot{x}_{\parallel}|}$$

wherein $(v_{ref} - |\dot{x}_{\parallel}|)$ is the difference between the reference speed (v_{ref}) and the speed of the end-effector 2 actuated by the subject parallel to the reference trajectory; \dot{x}_{\parallel} is the speed of the end-effector 2 actuated by the subject parallel to the reference trajectory, c_{long} is a damping coefficient and β is a parameter such as the difference between the longitudinal speed of the end-effector 2 actuated by the subject parallel to the reference trajectory and the reference speed.

According to one embodiment, the increments of c_{long} and/or v_{ref} do not exceed a predefined value. According to one embodiment, the increments of c_{long} and/or v_{ref} are positive, negative or zero. According to one embodiment, the increments of c_{long} and/or v_{ref} are constant during one movement along a reference trajectory. According to one embodiment, the increments of c_{long} and/or v_{ref} are constant during one reference trajectory of an exercise. According to one embodiment, the increments of c_{long} and/or v_{ref} are constant during one exercise. According to one embodiment, the increments of c_{long} and/or v_{ref} are constant during one session.

According to one embodiment, the absolute value of the positive increments of c_{long} and/or v_{ref} differs from the absolute value of the negative increment of c_{long} and/or v_{ref} .

According to one embodiment, the positive increments and the negative increments of c_{long} and/or v_{ref} are constant during one reference trajectory of an exercise. According to one embodiment, the positive increments and the negative increments of c_{long} and/or v_{ref} are constant during one exercise. According to one embodiment, the positive increments and the negative increments of c_{long} and/or v_{ref} are constant during one session.

It has been found by the Applicant, that constant increments ensure an improved degree of smoothness of the movement and thus an optimal rehabilitation. According to one embodiment, whatever the speed of the end-effector 2 actuated by the subject parallel to the reference trajectory, the increments of c_{long} and/or v_{ref} remain constant during a reference trajectory, an exercise and/or a session.

According to one embodiment, c_{long} and/or v_{ref} varies with a positive increment if the differences between the reference speed v_{ref} and the speed of the end-effector 2 actuated by the subject is higher than a threshold, such as for instance 0m/s. According to one embodiment, c_{long} and/or v_{ref} varies with a negative increment if the differences between the reference speed v_{ref} and the speed of the end-effector 2 actuated by the subject is lower or equal than a threshold, such as for instance 0m/s. According to one embodiment, the memory 6 further comprises the said thresholds. According to one embodiment, the said threshold may be adjusted automatically by the controlling unit 7 or manually by the physiotherapist.

According to one embodiment, c_{long} increases with an increment ranging from 1N.s/m to 250N.s/m, preferably 78.75N.s/m.

According to one embodiment, c_{long} decreases with an increment ranging from 1N.s/m to 250N.s/m, preferably 78.75N.s/m.

According to one embodiment, c_{long} has an absolute value ranging from 0N.s/m to 2500N.s/m, preferably from 0N.s/m to 1575N.s/m.

According to one embodiment, c_{long} is incremented at a frequency which can be adjusted, such as for instance 0,1Hz, 0,5Hz, 1Hz, 10Hz, 100Hz or 1000Hz.

- 5 According to one embodiment, c_{long} is not inferior to 0N.s/m. According to an alternative embodiment, if a resistive longitudinal interaction force is sought, then
- c_{long} varies with a positive increment if the differences between the reference speed v_{ref} and the speed of the end-effector 2 actuated by the subject lower and equal to 0; and
 - 10 - c_{long} varies with a negative increment if the differences between the reference speed v_{ref} and the speed of the end-effector 2 actuated by the subject is above 0.

According to one embodiment, v_{ref} increases with an increment ranging from 0.001m/s to 0.05m/s, preferably 0.01m/s.

- 15 According to one embodiment, v_{ref} decreases with an increment ranging from 0.001m/s to 0.05m/s, preferably 0.01m/s.

According to one embodiment, v_{ref} has an absolute value ranging from 0m/s to 1m/s, from 0m/s to 0.5m/s, preferably 0.1m/s.

According to one embodiment, v_{ref} is incremented at a frequency which can be adjusted, such as for instance 0,1Hz, 0,5Hz, 1Hz, 10Hz, 100Hz or 1000Hz.

- 20 According to one embodiment, the reference trajectory comprises simple discrete trajectories consisting in reaching a target in the most precise and direct manner, complex discrete trajectories consisting in reaching target through a curved reference trajectory or cyclic simple or complex trajectories consisting in performing a series of simple discrete exercises and/or complex discrete exercises (e.g. point-to-point moves).

According to one embodiment, at the beginning of each exercise along a reference trajectory, the control unit is temporarily disabled during a time t_{init} .

According to one embodiment, t_{init} is ranging from 0.5s to 5s, from 0.5s to 2s, preferably about 1s.

- 5 According to one embodiment, if the subject initiates the movement before t_{init} , t_{init} decreases for challenging the subject. According to one embodiment, if the subject initiates the movement after t_{init} , t_{init} increases.

According to one embodiment, the at least one end-effector 2 comprises a handle that can be grasp by the subject or to which the subject may be attached by an orthosis.

- 10 According to one embodiment, the acquisition frequency of the sensors is ranging from 50 to 1000HZ, preferably about 250Hz. According to one embodiment, the at least one sensor is connected to the controlling unit 7.

According to one embodiment, as depicted in figure 2, the controlling unit 7 comprises a virtual system and a force controller.

- 15 According to one embodiment, the controlling unit 7 controls the at least one actuator 3 and thereby the end-effector 2. According to one embodiment, the controlling unit 7 controls the motion of the end-effector 2 and is connected to the at least one actuator 3. According to one embodiment, said controlling unit 7 is parameterized by a computer intended to be used by the therapist. According to one embodiment, at it is well known
20 from those skilled in the art, the controlling unit 7 comprises memory 6 for storing data and a processor for calculating parameters changes depending on the subject-device interaction and the therapist instructions.

- 25 According to one embodiment, the rehabilitation system 1 enables to assist the movement of a limb of a subject manipulating the end-effector 2, especially an upper limb of a subject.

According to one embodiment, the rehabilitation system 1 according to the present invention also comprises a stimulation generator, such as an auditory generator or a visual

generator delivering sensory stimulation to the subject based on at least one predetermined condition.

According to one embodiment, the predetermined condition is selected from α or β .

5 According to one embodiment, the predetermined condition is selected from a statistical analysis of the values of the deviation of the end-effector 2 actuated by the subject along the reference trajectory. According to one embodiment, said statistical analysis is based on a statistical descriptor such as the means, median, mode, variance or standard deviation. According to one embodiment, the predetermined condition is selected from the difference between the longitudinal speed of the end-effector 2 actuated by the subject
10 parallel to the reference trajectory and the reference speed.

According to one embodiment, the rehabilitation system 1 according to the present invention further comprises a display, such as a screen or a head-mounted display. According to one embodiment, the rehabilitation system 1 comprises a first display for controlling the controlling unit 7 by the physiotherapist (Therapist GUI), and a second
15 display for immersion of the subject in the therapy (Patient GUI). According to one embodiment, thanks to the second display, a graphical subject interface (Patient GUI) creates a user-friendly environment contextualized as task or game. According to one embodiment, the controlling unit 7 uses input data from the sensors to drive an icon, cursor or other figure graphically on the display. Interactive games, such as maze games,
20 controlled by the controlling may be used to ensure immersion of the subject in the therapy.

According to one embodiment, the reference trajectory and the movement of the end-effector 2 actuated by the subject are displayed.

This invention also relates to a robotic device-assisted rehabilitation method providing an
25 as-needed assistance to a subject in need thereof.

In particular, the robotic device-assisted rehabilitation method comprises the following steps:

- providing a robotic device comprising:

- at least one end-effector 2 for interacting with a subject;
- at least one actuator 3 for moving the at least one end-effector 2;
- at least one sensor for measuring the position and the speed of the at least one end-effector 2;
- 5 – at least one sensor for measuring the interaction force between the subject and the end-effector 2; and
- a controlling unit 7 for controlling the actuator 3;
- initiating a session comprising at least one exercise, including at least one reference trajectory, to be carried out by the subject through actuation of the end effector; said initiation comprising initializing at least two coefficients;
- 10 – providing by the controlling unit 7 a force-controlled feedback based on the said coefficients.

According to one embodiment, the force-controlled feedback comprises a lateral interaction force F_{lat} correlated to the deviation of the end-effector 2 actuated by the subject along the reference trajectory according to the equation:

$$F_{lat} = k_{lat}(\alpha)(x_{proj} - x) - c_{lat}(\alpha)\dot{x}_{\perp}$$

wherein $(x_{proj} - x)$ is the deviation of the end-effector 2 actuated by the subject along the reference trajectory, \dot{x}_{\perp} is the speed of the end-effector 2 actuated by the subject perpendicular to the reference trajectory, k_{lat} is a stiffness coefficient and c_{lat} is a damping coefficient.

According to one embodiment, k_{lat} and c_{lat} are initialized at the beginning of the session.

According to the present invention, k_{lat} is a variable stiffness coefficient depending on α , wherein α is selected from a statistical analysis of the values of the deviation of the end-effector 2 actuated by the subject along the reference trajectory. According to one embodiment, said statistical analysis is based on a statistical descriptor such as the means, median, mode, variance or standard deviation.

According to one embodiment, c_{lat} is a variable damping coefficient depending on α , wherein α is selected from a statistical analysis of the values of the deviation of the end-

effector 2 actuated by the subject along the reference trajectory. According to one embodiment, said statistical analysis is based on a statistical descriptor such as the means, median, mode, variance or standard deviation.

According to the present invention, the step of initiating a session further comprises the step of providing a first time interval. According to one embodiment, the variable coefficient k_{lat} and/or c_{lat} varies online at the end of each first time interval by increments.

According to one embodiment, the increments of k_{lat} and/or c_{lat} are constant during one movement along a reference trajectory. According to one embodiment, the increments of k_{lat} and/or c_{lat} are constant during one reference trajectory of an exercise. According to one embodiment, the increments of k_{lat} and/or c_{lat} are constant during one exercise. According to one embodiment, the increments of k_{lat} and/or c_{lat} are constant during one session.

According to one embodiment, the force-controlled feedback comprises a longitudinal interaction force F_{long} correlated to difference between the reference speed and the speed of the end-effector 2 actuated by the subject parallel to the reference trajectory according to the equation:

$$F_{long} = c_{long}(\beta)(v_{ref}(\beta) - |\dot{\mathbf{x}}_{\parallel}|) \frac{\dot{\mathbf{x}}_{\parallel}}{|\dot{\mathbf{x}}_{\parallel}|}$$

wherein $(v_{ref} - |\dot{\mathbf{x}}_{\parallel}|)$ is the difference between the reference speed (v_{ref}) and the speed of the end-effector 2 actuated by the subject parallel to the reference trajectory; $\dot{\mathbf{x}}_{\parallel}$ is the speed of the end-effector 2 actuated by the subject parallel to the reference trajectory and c_{long} is a damping coefficient.

According to one embodiment, c_{long} and v_{ref} are initialized at the beginning of the session.

According to one embodiment, c_{long} is a variable damping coefficient depending on β , wherein β is selected from the difference between the longitudinal speed of the end-effector 2 actuated by the subject parallel to the reference trajectory and the reference

speed, the ratio between the reference speed and the speed of the end-effector 2 actuated by the subject parallel to the reference trajectory or combination thereof.

According to one embodiment, v_{ref} is a variable damping coefficient depending on β , wherein β is selected from the difference between the longitudinal speed of the end-effector 2 actuated by the subject parallel to the reference trajectory and the reference speed, the ratio between the reference speed and the speed of the end-effector 2 actuated by the subject parallel to the reference trajectory or combination thereof.

According to one embodiment, a second time interval is provided at the beginning of the session. The variable damping coefficient c_{long} and/or v_{ref} varies online at the end of each second time interval by increments. According to one embodiment, the increments of c_{long} and/or v_{ref} are constant during one movement along a reference trajectory. According to one embodiment, the increments of c_{long} and/or v_{ref} are constant during one reference trajectory of an exercise. According to one embodiment, the increments of c_{long} and/or v_{ref} are constant during one exercise. According to one embodiment, the increments of c_{long} and/or v_{ref} are constant during one session.

According to one embodiment, the rehabilitation method according to the present invention also comprises the step of providing a sensory signal to the subject based on at least one predetermined condition. In particular, the sensory signal may be a visual signal, an auditory signal or a haptic signal.

According to one embodiment, the predetermined condition is selected from α or β .

According to one embodiment, the rehabilitation method according to the present invention also comprises the step of providing a display, such as a screen or a head-mounted display. According to one embodiment, the rehabilitation method comprises the step of providing a first display for controlling the controlling unit 7 by the physiotherapist (Therapist GUI), and a second display for immersion of the subject in the therapy (Patient GUI). According to one embodiment, thanks to the second display, a graphical subject interface (Patient GUI) creates a user-friendly environment contextualized as task or game. According to one embodiment, the controlling unit 7 uses

input data from the sensors to drive an icon, cursor or other figure graphically on the display. Interactive games, such as maze games, controlled by the controlling may be used to ensure immersion of the subject in the therapy.

5 According to one embodiment, the rehabilitation method comprises the step of displaying the movement of the subject together with a serious game corresponding to the exercise.

WHATS IS CLAIMED IS:

1. A rehabilitation system (1) for rehabilitation of a subject comprising:
- at least one end-effector (2) for interacting with the subject, the end-effector (2) having at least two degrees of freedom of motion;
 - 5 - at least one actuator (3) for actuating the at least one end-effector (2);
 - at least one first sensor (4) for measuring at least a position and a speed of the at least one end-effector (2);
 - at least one second sensor (5) for measuring an interaction force between the subject and the end-effector (2);
 - 10 - a memory (6) comprising at least two initial coefficients k_{lat} , c_{lat} and a session comprising at least one exercise including at least one reference trajectory to be carried out by the subject through actuation of the end effector; and
 - a controlling unit (7) for controlling the actuator (3);
- wherein the memory (6) is connected to the controlling unit (7) for delivering the initial coefficients and the session, the sensors (4,5) are connected to the controlling unit (7) for delivering measurement signals, and the controlling unit (7) is for providing a force-controlled feedback comprising a lateral interaction force F_{lat} :

$$F_{lat} = k_{lat} (\mathbf{x}_{proj} - \mathbf{x}) - c_{lat} \dot{\mathbf{x}}_{\perp}$$

20 wherein said lateral interaction force limits deviation of the end effector actuated by the subject along the reference trajectory and wherein $(\mathbf{x}_{proj} - \mathbf{x})$ is the deviation of the end-effector (2) actuated by the subject along the reference trajectory, $\dot{\mathbf{x}}_{\perp}$ is the speed of the end-effector (2) actuated by the subject perpendicular to the reference trajectory, k_{lat} is a stiffness coefficient and c_{lat} is a damping coefficient;

25 **characterized in that** the memory (6) further comprises a time interval and wherein the controlling unit (7) is for changing online the stiffness coefficient k_{lat} at the end of each time interval by increments based on a statistical analysis of the values of the deviation of the end-effector (2) actuated by the subject along the reference trajectory.

2. The rehabilitation system (1) according to claim 1, wherein the controlling unit (7) is for changing online the damping coefficient c_{lat} at the end of each time interval by increments based on the statistical analysis of the values of the deviation of the end-effector (2) actuated by the subject along the reference trajectory.
- 5 3. The rehabilitation system (1) according to claim 1 or claim 2, wherein said stiffness coefficient k_{lat} and/or said damping coefficient c_{lat} varies at the end of each time interval by the increments which are less than a predefined value.
4. The rehabilitation system (1) according to claim 3, wherein said increments are either positive, negative or zero and the positive increments and the negative
10 increments are constant during the exercise or the session.
5. The rehabilitation system (1) according to claim 4, wherein the absolute value of the positive increment differs from the absolute value of the negative increment.
6. The rehabilitation system (1) according to claim 4 or 5, wherein said stiffness coefficient k_{lat} and/or said damping coefficient c_{lat} varies at the end of each time
15 interval with the positive increment if the mean of the values of the deviation of the end-effector (2) actuated by the subject along the reference trajectory is higher than a predetermined threshold; and wherein k_{lat} and/or c_{lat} varies with the negative increment if the mean of the values of the deviation of the end-effector (2) actuated
20 by the subject along the reference trajectory is lower than the predetermined threshold.
7. The rehabilitation system (1) according to any one of claims 1 to 6, wherein the memory (6) further comprises each time interval and wherein the controlling unit (7) is for changing online the stiffness coefficient k_{lat} at the end of each time
25 interval by the increments based on the statistical analysis of the values of the deviation of the end-effector (2) actuated by the subject along the reference trajectory, and wherein the memory (6) further comprises the two initial coefficients c_{long} , v_{ref} and a second time interval; and wherein the force-controlled feedback

provided by the controlling unit (7) further comprises a longitudinal interaction force F_{long} :

$$F_{long} = c_{long}(v_{ref} - |\dot{x}_{\parallel}|) \frac{\dot{x}_{\parallel}}{|\dot{x}_{\parallel}|}$$

- 5 wherein said longitudinal interaction force helps the subject to move along the reference trajectory at a reference speed and wherein $(v_{ref} - |\dot{x}_{\parallel}|)$ is the difference between the reference speed (v_{ref}) and the speed of the end-effector (2) actuated by the subject parallel to the reference trajectory, \dot{x}_{\parallel} is the speed of the end-effector (2) actuated by the subject parallel to the reference trajectory, c_{long} is the damping coefficient and v_{ref} is a reference speed; and
- 10 wherein the controlling unit (7) is for changing online the damping coefficient c_{long} at the end of each second time interval by the increments based on the difference between the longitudinal speed of the end-effector (2) actuated by the subject parallel to the reference trajectory and the reference speed.
8. The rehabilitation system (1) according to claim 7, wherein the controlling unit (7) is for changing online the reference speed v_{ref} at the end of each second time interval by the increments based on the difference between the longitudinal speed of the end-effector (2) actuated by the subject parallel to the reference trajectory and the reference speed.
- 15
9. The rehabilitation system (1) according to claim 7 or claim 8, wherein said damping coefficient c_{long} and/or the reference speed v_{ref} varies at the end of each such second time interval by the increments which are less than a predefined value.
- 20
10. The rehabilitation system (1) according to claim 9, wherein said increments of c_{long} and/or v_{ref} are either positive, negative or zero.
11. The rehabilitation system (1) according to claim 10, wherein the positive increments and the negative increments are constant during the exercise or the session.
- 25

12. The rehabilitation system (1) according to claim 10 or 11, wherein the absolute value of the positive increment differs from the absolute value of the negative increment.
13. The rehabilitation system (1) according to any one of claims 10 to 12, wherein c_{long} and/or v_{ref} varies with the positive increment if the mean of the differences between the reference speed v_{ref} and the speed of the end-effector (2) actuated by the subject is higher than a predetermined threshold; and wherein c_{long} and/or v_{ref} varies with the negative increment if the mean of the differences between the reference speed v_{ref} and the speed of the end-effector (2) actuated by the subject is lower or equal than said predetermined threshold.
14. A rehabilitation method comprising the following steps:
- providing a robotic device comprising:
 - at least one end-effector (2) for interacting with a subject, the end-effector (2) having at least two degrees of freedom of motion;
 - at least one actuator (3) for moving the at least one end-effector (2);
 - at least one first sensor (4) for recording at least a position and a speed of the at least one end-effector (2);
 - at least one second sensor (5) for recording an interaction force between the subject and the end-effector (2); and
 - a controlling unit (7) for controlling the actuator (3);
 - initiating a session comprising at least one exercise, including at least one reference trajectory to be carried out by the subject through actuation of the end effector; said initiation comprising initializing at least two coefficients k_{lat}, c_{lat} ;
 - the controlling unit (7) providing a force-controlled feedback comprising a lateral interaction force F_{lat} :

$$F_{lat} = k_{lat}(\alpha)(x_{proj} - x) - c_{lat}(\alpha) \dot{x}_{\perp}$$

wherein $(x_{proj} - x)$ is a deviation of the end-effector (2) actuated by the subject along the reference trajectory, \dot{x}_{\perp} is the speed of the end-effector (2) actuated by

the subject perpendicular to the reference trajectory, k_{lat} is a stiffness coefficient and c_{lat} is a damping coefficient; said lateral interaction force limiting the deviation of the end effector actuated by the subject along the reference trajectory;

5 **characterized in that** k_{lat} is a variable stiffness coefficient and c_{lat} is a damping coefficient depending on α , wherein α is selected from a statistical analysis of the values of the deviation of the end-effector (2) actuated by the subject along the reference trajectory; the initiation comprises initializing a time interval;

10 **and in that** said variable stiffness coefficient k_{lat} varies online at the end of each time interval by increments.

15. The rehabilitation method according to claim 14, wherein:

- said initiation further comprises initializing one coefficient (c_{long}), a reference speed (v_{ref}) and providing a second time interval;
 - the force-controlled feedback provided by the controlling unit (7) further
- 15 comprises a longitudinal interaction force F_{long} :

$$F_{long} = c_{long}(\beta)(v_{ref}(\beta) - |\dot{x}_{\parallel}|) \frac{\dot{x}_{\parallel}}{|\dot{x}_{\parallel}|}$$

wherein $(v_{ref} - |\dot{x}_{\parallel}|)$ is the difference between the reference speed (v_{ref}) and the speed of the end-effector (2) actuated by the subject parallel to the reference trajectory; \dot{x}_{\parallel} is the speed of the end-effector (2) actuated by the subject parallel

20 to the reference trajectory and c_{long} is a variable damping coefficient; said longitudinal interaction force helps the subject to move along the reference trajectory at a reference speed;

v_{ref} is a reference speed depending on β , wherein β is selected from a difference between the longitudinal speed of the end-effector (2) actuated by the subject

25 parallel to the reference trajectory and the reference speed; and wherein said variable damping coefficient c_{long} varies online at the end of each second time interval by the increments.

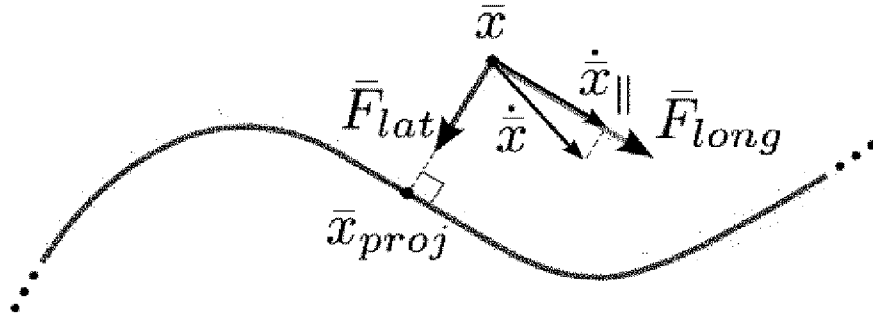


FIG. 1

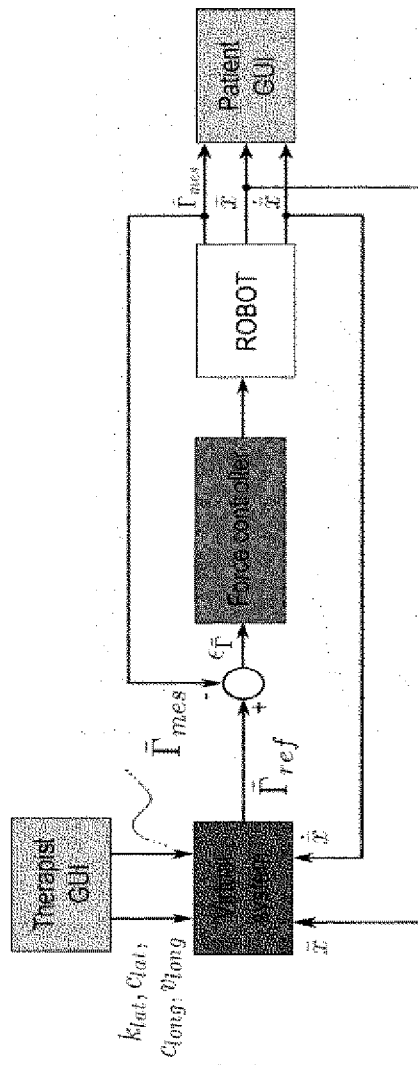


FIG. 2

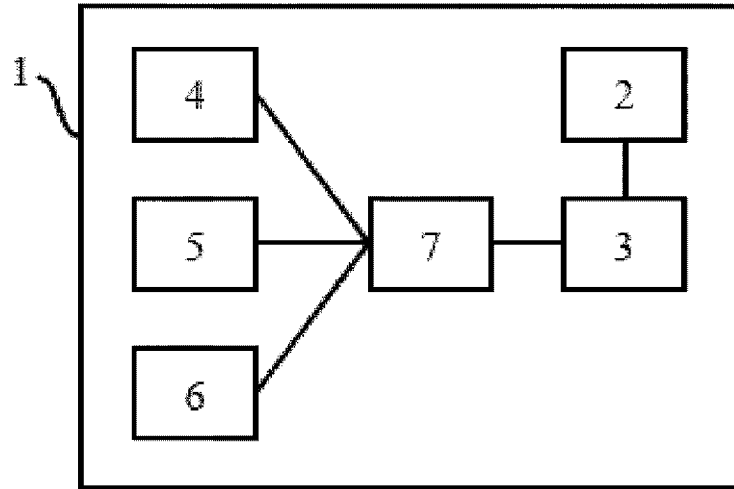


FIG. 3

