



US00D701014S

(12) **United States Design Patent**  
**Marsden et al.**

(10) **Patent No.:** **US D701,014 S**

(45) **Date of Patent:** **\*\* Mar. 11, 2014**

(54) **HANDLE**

(75) Inventors: **Andrew K. Marsden**, Avon, OH (US);  
**Mark R. Eichelberger**, Lakewood, OH (US)

(73) Assignee: **The Sherwin-Williams Company**,  
Cleveland, OH (US)

(\*\*) Term: **14 Years**

(21) Appl. No.: **29/431,671**

(22) Filed: **Sep. 10, 2012**

(51) **LOC (10) Cl.** ..... **07-07**

(52) **U.S. Cl.**  
USPC ..... **D32/53; D8/107**

(58) **Field of Classification Search**  
USPC ..... D32/53-54; D8/107; 16/444, 446,  
16/110.1, 425; 220/752, 760  
See application file for complete search history.

(56) **References Cited**

U.S. PATENT DOCUMENTS

1,959,262	A	*	5/1934	Colabrese	.....	220/632
D419,735	S	*	1/2000	Del Real	.....	D32/53
D544,669	S	*	6/2007	Casteel et al.	.....	D32/53
7,805,813	B1	*	10/2010	Bunyard	.....	16/425

D631,630	S	*	1/2011	Berti	.....	D32/53
D652,596	S	*	1/2012	Manuel	.....	D32/53
D655,471	S	*	3/2012	Schnatter	.....	D32/53
D685,559	S	*	7/2013	Kessler	.....	D32/53
8,490,251	B2	*	7/2013	Manuel	.....	16/444

\* cited by examiner

*Primary Examiner* — Robin V Webster

(74) *Attorney, Agent, or Firm* — Deron A. Cook; Robert E. McDonald; Eryn Ace Fuhrer

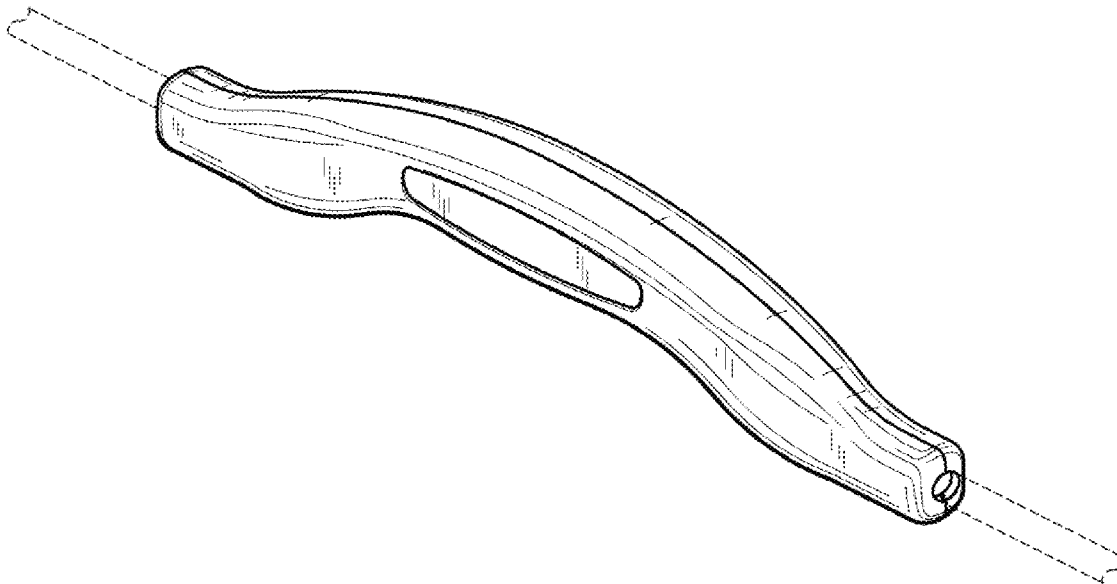
(57) **CLAIM**

The ornamental design for a handle, as shown and described.

**DESCRIPTION**

FIG. 1 is a perspective view of the handle;  
 FIG. 2 is a top view of the handle;  
 FIG. 3 is a right side view of the handle, which is identical to the left side view;  
 FIG. 4 is a first end view of the handle, which is identical to the second end view; and,  
 FIG. 5 is a bottom view of the handle.  
 The broken lines shown in the figures are for illustrative purposes only and form no part of the claimed design.

**1 Claim, 1 Drawing Sheet**



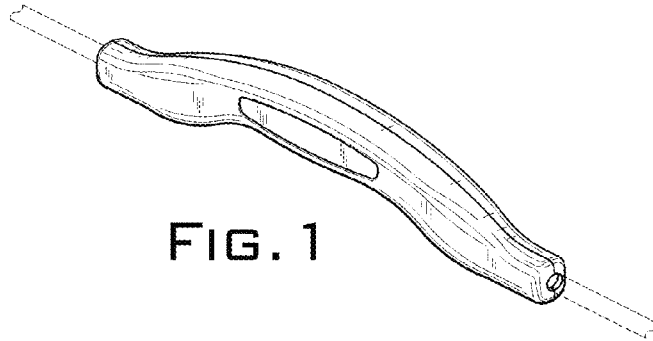


FIG. 1



FIG. 2

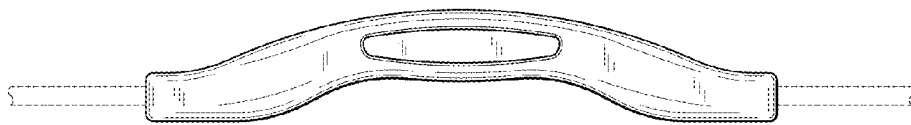


FIG. 3

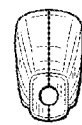


FIG. 4



FIG. 5