



## INTERNATIONAL APPLICATION PUBLISHED UNDER THE PATENT COOPERATION TREATY (PCT)

<p>(51) International Patent Classification <sup>6</sup> : <b>C07D 471/14, A61K 31/44, 31/505, C07D 401/06, 471/04</b></p>	<b>A1</b>	<p>(11) International Publication Number: <b>WO 99/29693</b></p> <p>(43) International Publication Date: 17 June 1999 (17.06.99)</p>		
<table style="width: 100%; border: none;"> <tr> <td style="width: 50%; vertical-align: top; padding: 5px;"> <p>(21) International Application Number: PCT/US98/26473</p> <p>(22) International Filing Date: 11 December 1998 (11.12.98)</p> <p>(30) Priority Data: 60/069,276      11 December 1997 (11.12.97)      US</p> <p>(71) Applicant: MINNESOTA MINING AND MANUFACTURING COMPANY [US/US]; 3M Center, P.O. Box 33427, Saint Paul, MN 55133-3427 (US).</p> <p>(72) Inventors: LINGSTROM, Kyle, J.; P.O. Box 33427, Saint Paul, MN 55133-3427 (US). GERSTER, John, F.; P.O. Box 33427, Saint Paul, MN 55133-3427 (US).</p> <p>(74) Agents: HOWARD, MarySusan et al.; Minnesota Mining and Manufacturing Company, Office of Intellectual Property Counsel, P.O. Box 33427, Saint Paul, MN 55133-3427 (US).</p> </td> <td style="width: 50%; vertical-align: top; padding: 5px;"> <p>(81) Designated States: AL, AM, AT, AU, AZ, BA, BB, BG, BR, BY, CA, CH, CN, CU, CZ, DE, DK, EE, ES, FI, GB, GD, GE, GH, GM, HR, HU, ID, IL, IN, IS, JP, KE, KG, KP, KR, KZ, LC, LK, LR, LS, LT, LU, LV, MD, MG, MK, MN, MW, MX, NO, NZ, PL, PT, RO, RU, SD, SE, SG, SI, SK, SL, TJ, TM, TR, TT, UA, UG, UZ, VN, YU, ZW, ARIPO patent (GH, GM, KE, LS, MW, SD, SZ, UG, ZW), Eurasian patent (AM, AZ, BY, KG, KZ, MD, RU, TJ, TM), European patent (AT, BE, CH, CY, DE, DK, ES, FI, FR, GB, GR, IE, IT, LU, MC, NL, PT, SE), OAPI patent (BF, BJ, CF, CG, CI, CM, GA, GN, GW, ML, MR, NE, SN, TD, TG).</p> <p><b>Published</b> <i>With international search report. Before the expiration of the time limit for amending the claims and to be republished in the event of the receipt of amendments.</i></p> </td> </tr> </table>			<p>(21) International Application Number: PCT/US98/26473</p> <p>(22) International Filing Date: 11 December 1998 (11.12.98)</p> <p>(30) Priority Data: 60/069,276      11 December 1997 (11.12.97)      US</p> <p>(71) Applicant: MINNESOTA MINING AND MANUFACTURING COMPANY [US/US]; 3M Center, P.O. Box 33427, Saint Paul, MN 55133-3427 (US).</p> <p>(72) Inventors: LINGSTROM, Kyle, J.; P.O. Box 33427, Saint Paul, MN 55133-3427 (US). GERSTER, John, F.; P.O. Box 33427, Saint Paul, MN 55133-3427 (US).</p> <p>(74) Agents: HOWARD, MarySusan et al.; Minnesota Mining and Manufacturing Company, Office of Intellectual Property Counsel, P.O. Box 33427, Saint Paul, MN 55133-3427 (US).</p>	<p>(81) Designated States: AL, AM, AT, AU, AZ, BA, BB, BG, BR, BY, CA, CH, CN, CU, CZ, DE, DK, EE, ES, FI, GB, GD, GE, GH, GM, HR, HU, ID, IL, IN, IS, JP, KE, KG, KP, KR, KZ, LC, LK, LR, LS, LT, LU, LV, MD, MG, MK, MN, MW, MX, NO, NZ, PL, PT, RO, RU, SD, SE, SG, SI, SK, SL, TJ, TM, TR, TT, UA, UG, UZ, VN, YU, ZW, ARIPO patent (GH, GM, KE, LS, MW, SD, SZ, UG, ZW), Eurasian patent (AM, AZ, BY, KG, KZ, MD, RU, TJ, TM), European patent (AT, BE, CH, CY, DE, DK, ES, FI, FR, GB, GR, IE, IT, LU, MC, NL, PT, SE), OAPI patent (BF, BJ, CF, CG, CI, CM, GA, GN, GW, ML, MR, NE, SN, TD, TG).</p> <p><b>Published</b> <i>With international search report. Before the expiration of the time limit for amending the claims and to be republished in the event of the receipt of amendments.</i></p>
<p>(21) International Application Number: PCT/US98/26473</p> <p>(22) International Filing Date: 11 December 1998 (11.12.98)</p> <p>(30) Priority Data: 60/069,276      11 December 1997 (11.12.97)      US</p> <p>(71) Applicant: MINNESOTA MINING AND MANUFACTURING COMPANY [US/US]; 3M Center, P.O. Box 33427, Saint Paul, MN 55133-3427 (US).</p> <p>(72) Inventors: LINGSTROM, Kyle, J.; P.O. Box 33427, Saint Paul, MN 55133-3427 (US). GERSTER, John, F.; P.O. Box 33427, Saint Paul, MN 55133-3427 (US).</p> <p>(74) Agents: HOWARD, MarySusan et al.; Minnesota Mining and Manufacturing Company, Office of Intellectual Property Counsel, P.O. Box 33427, Saint Paul, MN 55133-3427 (US).</p>	<p>(81) Designated States: AL, AM, AT, AU, AZ, BA, BB, BG, BR, BY, CA, CH, CN, CU, CZ, DE, DK, EE, ES, FI, GB, GD, GE, GH, GM, HR, HU, ID, IL, IN, IS, JP, KE, KG, KP, KR, KZ, LC, LK, LR, LS, LT, LU, LV, MD, MG, MK, MN, MW, MX, NO, NZ, PL, PT, RO, RU, SD, SE, SG, SI, SK, SL, TJ, TM, TR, TT, UA, UG, UZ, VN, YU, ZW, ARIPO patent (GH, GM, KE, LS, MW, SD, SZ, UG, ZW), Eurasian patent (AM, AZ, BY, KG, KZ, MD, RU, TJ, TM), European patent (AT, BE, CH, CY, DE, DK, ES, FI, FR, GB, GR, IE, IT, LU, MC, NL, PT, SE), OAPI patent (BF, BJ, CF, CG, CI, CM, GA, GN, GW, ML, MR, NE, SN, TD, TG).</p> <p><b>Published</b> <i>With international search report. Before the expiration of the time limit for amending the claims and to be republished in the event of the receipt of amendments.</i></p>			
<p>(54) Title: IMIDAZONAPHTHYRIDINES AND THEIR USE IN INDUCING CYTOKINE BIOSYNTHESIS</p> <div style="display: flex; justify-content: space-around; align-items: flex-end; margin-top: 20px;"> <div style="text-align: center;"> <p>(I)</p> </div> <div style="text-align: center;"> <p>(II)</p> </div> </div> <p>(57) Abstract</p> <p>Imidazonaphthyridine (I) and tetrahydroimidazonaphthyridine (II) compounds induce the biosynthesis of cytokines such as interferon and tumor necrosis factor. The compounds exhibit antiviral and antitumor properties. Methods of preparing the compounds and intermediates useful in the preparation of the compounds are also disclosed. R<sub>1</sub> and R<sub>2</sub> and A are as defined in the application.</p>				

**FOR THE PURPOSES OF INFORMATION ONLY**

Codes used to identify States party to the PCT on the front pages of pamphlets publishing international applications under the PCT.

AL	Albania	ES	Spain	LS	Lesotho	SI	Slovenia
AM	Armenia	FI	Finland	LT	Lithuania	SK	Slovakia
AT	Austria	FR	France	LU	Luxembourg	SN	Senegal
AU	Australia	GA	Gabon	LV	Latvia	SZ	Swaziland
AZ	Azerbaijan	GB	United Kingdom	MC	Monaco	TD	Chad
BA	Bosnia and Herzegovina	GE	Georgia	MD	Republic of Moldova	TG	Togo
BB	Barbados	GH	Ghana	MG	Madagascar	TJ	Tajikistan
BE	Belgium	GN	Guinea	MK	The former Yugoslav Republic of Macedonia	TM	Turkmenistan
BF	Burkina Faso	GR	Greece	ML	Mali	TR	Turkey
BG	Bulgaria	HU	Hungary	MN	Mongolia	TT	Trinidad and Tobago
BJ	Benin	IE	Ireland	MR	Mauritania	UA	Ukraine
BR	Brazil	IL	Israel	MW	Malawi	UG	Uganda
BY	Belarus	IS	Iceland	MX	Mexico	US	United States of America
CA	Canada	IT	Italy	NE	Niger	UZ	Uzbekistan
CF	Central African Republic	JP	Japan	NL	Netherlands	VN	Viet Nam
CG	Congo	KE	Kenya	NO	Norway	YU	Yugoslavia
CH	Switzerland	KG	Kyrgyzstan	NZ	New Zealand	ZW	Zimbabwe
CI	Côte d'Ivoire	KP	Democratic People's Republic of Korea	PL	Poland		
CM	Cameroon	KR	Republic of Korea	PT	Portugal		
CN	China	KZ	Kazakstan	RO	Romania		
CU	Cuba	LC	Saint Lucia	RU	Russian Federation		
CZ	Czech Republic	LI	Liechtenstein	SD	Sudan		
DE	Germany	LK	Sri Lanka	SE	Sweden		
DK	Denmark	LR	Liberia	SG	Singapore		
EE	Estonia						

## IMIDAZONAPHTHYRIDINES AND THEIR USE IN INDUCING CYTOKINE BIOSYNTHESIS

5

**Field of the Invention**

This invention relates to imidazonaphthyridine and tetrahydroimidazonaphthyridine compounds, processes for making these compounds and intermediates used in their preparation. This invention additionally relates to pharmaceutical compositions containing imidazonaphthyridine and tetrahydroimidazonaphthyridine compounds. A further aspect of this invention relates to the use of these compounds as immunomodulators and for inducing cytokine biosynthesis in animals.

15

**Background of the Invention**

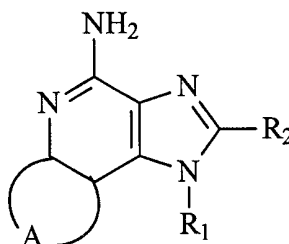
The first reliable report on the 1*H*-imidazo[4,5-*c*]quinoline ring system, Backman et al., J. Org. Chem. 15, 1278-1284 (1950) describes the synthesis of 1-(6-methoxy-8-quinoliny)-2-methyl-1*H*-imidazo[4,5-*c*]quinoline for possible use as an antimalarial agent. Subsequently, syntheses of various substituted 1*H*-imidazo[4,5-*c*]quinolines were reported. For example, Jain et al., J. Med. Chem. 11, pp. 87-92 (1968), synthesized the compound 1-[2-(4-piperidyl)ethyl]-1*H*-imidazo[4,5-*c*]quinoline as a possible anticonvulsant and cardiovascular agent. Also, Baranov et al., Chem. Abs. 85, 94362 (1976), have reported several 2-oxoimidazo[4,5-*c*]quinolines, and Berenyi et al., J. Heterocyclic Chem. 18, 1537-1540 (1981), have reported certain 2-oxoimidazo[4,5-*c*]quinolines.

Certain 1*H*-imidazo[4,5-*c*]quinolin-4-amines and 1- and 2-substituted derivatives thereof were later found to be useful as antiviral agents, bronchodilators and immunomodulators. These are described in, *inter alia*, U.S. Patent Nos. 4,689,338; 4,698,348; 4,929,624; 5,037,986; 5,268,376; 5,346,905; and 5,389,640, all of which are incorporated herein by reference. Although there continues to be interest in the imidazoquinoline ring system, as seen for example in WO 98/30562, there is a continuing need for compounds that have the ability to modulate the immune response, by induction of cytokine biosynthesis or other mechanisms.

35

### Summary of the Invention

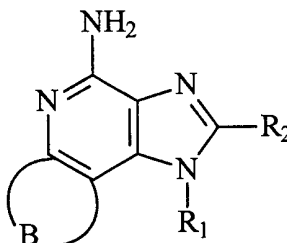
We have found a new class of compounds that are useful in inducing cytokine biosynthesis in animals. Accordingly, this invention provides imidazonaphthyridine compounds of Formula I:



I

wherein A, R<sub>1</sub> and R<sub>2</sub> are as defined hereinafter.

The invention also provides tetrahydroimidazonaphthyridine compounds of Formula II:



II

wherein B, R<sub>1</sub> and R<sub>2</sub> are as defined hereinafter.

The compounds of Formula I and Formula II are useful as immune response modifiers due to their ability to induce cytokine biosynthesis and otherwise modulate the immune response when administered to animals. This ability makes the compounds useful in the treatment of a variety of conditions, e.g. viral diseases and tumors that are responsive to such changes in the immune response.

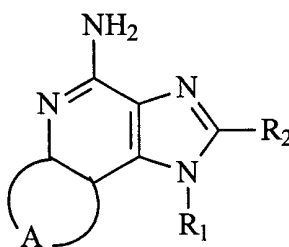
The invention further provides pharmaceutical compositions containing a compound of Formula I or Formula II and methods of inducing cytokine biosynthesis in an animal and/or treating a viral infection in an animal by administering a compound of Formula I or Formula II to the animal.

5 In addition, methods of synthesizing compounds of Formula I and Formula II, and intermediates useful in the synthesis of these compounds are provided.

Further the invention provides a method of inducing interferon biosynthesis in an animal comprising the step of administering to said animal a compound of Formula I or Formula II in an amount effective to induce said interferon biosynthesis, and a method of  
10 treating a viral infection in an animal comprising the step of administering to said animal a compound of Formula I or Formula II in an amount effective to inhibit the viral infection.

### Detailed Description of the Invention

15 As mentioned earlier, the invention provides compounds of Formula I:



I

wherein

A is =N-CR=CR-CR=; =CR-N=CR-CR=; =CR-CR=N-CR=; or  
20 =CR-CR=CR-N=;

R<sub>1</sub> is selected from the group consisting of:

- hydrogen;

-C<sub>1-20</sub> alkyl or C<sub>2-20</sub> alkenyl that is unsubstituted or substituted by one or more  
substituents selected from the group consisting of:

25 -aryl;  
-heteroaryl;  
-heterocyclyl;

- 5                   -O-C<sub>1-20</sub> alkyl,  
                   -O-(C<sub>1-20</sub>alkyl)<sub>0-1</sub>-aryl;  
                   -O-(C<sub>1-20</sub>alkyl)<sub>0-1</sub>-heteroaryl;  
                   -O-(C<sub>1-20</sub>alkyl)<sub>0-1</sub>-heterocyclyl;  
                   -C<sub>1-20</sub> alkoxycarbonyl;  
                   -S(O)<sub>0-2</sub>-C<sub>1-20</sub> alkyl;  
                   -S(O)<sub>0-2</sub>-(C<sub>1-20</sub> alkyl)<sub>0-1</sub>-aryl;  
                   -S(O)<sub>0-2</sub>-(C<sub>1-20</sub> alkyl)<sub>0-1</sub>-heteroaryl;  
                   -S(O)<sub>0-2</sub>-(C<sub>1-20</sub> alkyl)<sub>0-1</sub>-heterocyclyl;  
 10                  -N(R<sub>3</sub>)<sub>2</sub>;  
                   -N<sub>3</sub>;  
                   oxo;  
                   -halogen;  
                   -NO<sub>2</sub>;  
 15                  -OH; and  
                   -SH; and

                  -C<sub>1-20</sub> alkyl-NR<sub>3</sub>-Q-X-R<sub>4</sub> or -C<sub>2-20</sub> alkenyl-NR<sub>3</sub>-Q-X-R<sub>4</sub> wherein **Q** is -CO- or -  
 SO<sub>2</sub>-; **X** is a bond, -O- or -NR<sub>3</sub>- and **R<sub>4</sub>** is aryl; heteroaryl; heterocyclyl; or -C<sub>1-20</sub> alkyl or  
 20       C<sub>2-20</sub> alkenyl that is unsubstituted or substituted by one or more substituents selected from  
 the group consisting of:

- aryl;  
                   -heteroaryl;  
                   -heterocyclyl;  
 25                  -O-C<sub>1-20</sub> alkyl,  
                   -O-(C<sub>1-20</sub>alkyl)<sub>0-1</sub>-aryl;  
                   -O-(C<sub>1-20</sub>alkyl)<sub>0-1</sub>-heteroaryl;  
                   -O-(C<sub>1-20</sub>alkyl)<sub>0-1</sub>-heterocyclyl;  
                   -C<sub>1-20</sub> alkoxycarbonyl;  
 30                  -S(O)<sub>0-2</sub>-C<sub>1-20</sub> alkyl;  
                   -S(O)<sub>0-2</sub>-(C<sub>1-20</sub> alkyl)<sub>0-1</sub>-aryl;  
                   -S(O)<sub>0-2</sub>-(C<sub>1-20</sub> alkyl)<sub>0-1</sub>-heteroaryl;

-S(O)<sub>0-2</sub>-(C<sub>1-20</sub> alkyl)<sub>0-1</sub>-heterocyclyl;

-N(R<sub>3</sub>)<sub>2</sub>;

-NR<sub>3</sub>-CO-O-C<sub>1-20</sub>alkyl;

-N<sub>3</sub>;

5

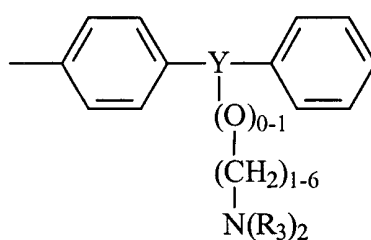
oxo;

-halogen;

-NO<sub>2</sub>;

-OH; and

-SH; or R<sub>4</sub> is



10

wherein Y is -N- or -CR-;

R<sub>2</sub> is selected from the group consisting of:

-hydrogen;

-C<sub>1-10</sub> alkyl;

15

-C<sub>2-10</sub> alkenyl;

-aryl;

-C<sub>1-10</sub> alkyl -O-C<sub>1-10</sub>-alkyl;

-C<sub>1-10</sub> alkyl-O-C<sub>2-10</sub> alkenyl; and

-C<sub>1-10</sub> alkyl or C<sub>2-10</sub> alkenyl substituted by one or more substituents selected from

20

the group consisting of:

-OH;

-halogen;

-N(R<sub>3</sub>)<sub>2</sub>;

-CO-N(R<sub>3</sub>)<sub>2</sub>;

25

-CO-C<sub>1-10</sub> alkyl;

-N<sub>3</sub>;

-aryl;

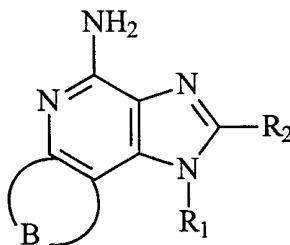
-heteroaryl;

-heterocyclyl;  
 -CO-aryl; and  
 -CO-heteroaryl;

each  $R_3$  is independently selected from the group consisting of hydrogen and  $C_{1-10}$  alkyl; and

each  $R$  is independently selected from the group consisting of hydrogen,  $C_{1-10}$  alkyl,  $C_{1-10}$  alkoxy, halogen and trifluoromethyl, or a pharmaceutically acceptable salt thereof.

This invention also provides compounds of Formula II



II

wherein

$B$  is  $-NR-C(R)_2-C(R)_2-C(R)_2-$ ;  $-C(R)_2-NR-C(R)_2-C(R)_2-$ ;  $-C(R)_2-C(R)_2-NR-C(R)_2-$  or  $-C(R)_2-C(R)_2-C(R)_2-NR-$ ;

$R_1$  is selected from the group consisting of:

- hydrogen;

$-C_{1-20}$  alkyl or  $C_{2-20}$  alkenyl that is unsubstituted or substituted by one or more

substituents selected from the group consisting of:

-aryl;

-heteroaryl;

-heterocyclyl;

$-O-C_{1-20}$  alkyl;

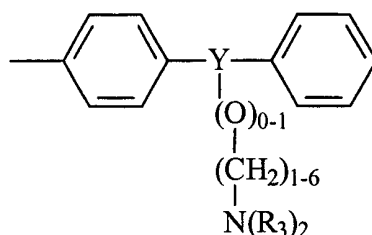
$-O-(C_{1-20}\text{alkyl})_{0-1}$ -aryl;

$-O-(C_{1-20}\text{alkyl})_{0-1}$ -heteroaryl;



- O-(C<sub>1-20</sub>alkyl)<sub>0-1</sub>-heterocyclyl;  
 -C<sub>1-20</sub> alkoxy carbonyl;  
 -S(O)<sub>0-2</sub> -C<sub>1-20</sub> alkyl;  
 -S(O)<sub>0-2</sub> -(C<sub>1-20</sub> alkyl)<sub>0-1</sub>-aryl;  
 5        -S(O)<sub>0-2</sub> -(C<sub>1-20</sub> alkyl)<sub>0-1</sub>-heteroaryl;  
        -S(O)<sub>0-2</sub> -(C<sub>1-20</sub> alkyl)<sub>0-1</sub>-heterocyclyl;  
        -N(R<sub>3</sub>)<sub>2</sub>;  
        -N<sub>3</sub>;  
        oxo;  
 10       -halogen;  
        -NO<sub>2</sub>;  
        -OH; and  
        -SH; and
- 15       -C<sub>1-20</sub> alkyl-NR<sub>3</sub>-Q-X-R<sub>4</sub> or -C<sub>2-20</sub> alkenyl-NR<sub>3</sub>-Q-X-R<sub>4</sub> wherein **Q** is -CO- or -  
 SO<sub>2</sub>-; **X** is a bond, -O- or -NR<sub>3</sub>- and **R<sub>4</sub>** is aryl; heteroaryl; heterocyclyl; or -C<sub>1-20</sub> alkyl or  
 C<sub>2-20</sub> alkenyl that is unsubstituted or substituted by one or more substituents selected from  
 the group consisting of:
- 20       -aryl;  
        -heteroaryl;  
        -heterocyclyl;  
        -O-C<sub>1-20</sub> alkyl,  
        -O-(C<sub>1-20</sub>alkyl)<sub>0-1</sub>-aryl;  
        -O-(C<sub>1-20</sub>alkyl)<sub>0-1</sub>-heteroaryl;  
 25       -O-(C<sub>1-20</sub>alkyl)<sub>0-1</sub>-heterocyclyl;  
        -C<sub>1-20</sub> alkoxy carbonyl;  
        -S(O)<sub>0-2</sub> -C<sub>1-20</sub> alkyl;  
        -S(O)<sub>0-2</sub> -(C<sub>1-20</sub> alkyl)<sub>0-1</sub>-aryl;  
        -S(O)<sub>0-2</sub> -(C<sub>1-20</sub> alkyl)<sub>0-1</sub>-heteroaryl;  
 30       -S(O)<sub>0-2</sub> -(C<sub>1-20</sub> alkyl)<sub>0-1</sub>-heterocyclyl;  
        -N(R<sub>3</sub>)<sub>2</sub>;  
        -NR<sub>3</sub>-CO-O-C<sub>1-20</sub>alkyl;

-N<sub>3</sub>;  
 oxo;  
 -halogen;  
 -NO<sub>2</sub>;  
 -OH; and  
 -SH; or R<sub>4</sub> is



wherein Y is -N- or -CR-;

R<sub>2</sub> is selected from the group consisting of:

-hydrogen;  
 -C<sub>1-10</sub> alkyl;  
 -C<sub>2-10</sub> alkenyl;  
 -aryl  
 -C<sub>1-10</sub> alkyl -O-C<sub>1-10</sub>-alkyl;  
 -C<sub>1-10</sub> alkyl-O-C<sub>2-10</sub> alkenyl; and  
 -C<sub>1-10</sub> alkyl or C<sub>2-10</sub> alkenyl substituted by one or more substituents selected from

the group consisting of:

-OH;  
 -halogen;  
 -N(R<sub>3</sub>)<sub>2</sub>;  
 -CO-N(R<sub>3</sub>)<sub>2</sub>;  
 -CO-C<sub>1-10</sub> alkyl;  
 -N<sub>3</sub>;  
 -aryl;  
 -heteroaryl;  
 -heterocyclyl;  
 -CO-aryl; and  
 -CO-heteroaryl;

each  $R_3$  is independently selected from the group consisting of hydrogen and  $C_{1-10}$  alkyl; and

each  $R$  is independently selected from the group consisting of hydrogen,  $C_{1-10}$  alkyl,  $C_{1-10}$  alkoxy, halogen and trifluoromethyl,  
5 or a pharmaceutically acceptable salt thereof.

As used herein, the terms "alkyl", "alkenyl", and the prefix "-alk" are inclusive of both straight chain and branched chain groups and of cyclic groups, i.e. cycloalkyl and cycloalkenyl. These cyclic groups can be monocyclic or polycyclic and preferably have  
10 from 3 to 10 ring carbon atoms. Exemplary cyclic groups include cyclopropyl, cyclopentyl, cyclohexyl and adamantyl.

The term "aryl" as used herein includes carbocyclic aromatic rings or ring systems. Examples of aryl groups include phenyl, naphthyl, biphenyl, fluorenyl and indenyl. The term "heteroaryl" includes aromatic rings or ring systems that contain at least one ring  
15 hetero atom (e.g., O, S, N). Suitable heteroaryl groups include furyl, thienyl, pyridyl, quinoliny, tetrazolyl, imidazo, and so on.

"Heterocyclyl" includes non-aromatic rings or ring systems that contain at least one ring hetero atom (e.g., O, S, N). Exemplary heterocyclic groups include pyrrolidinyl, tetrahydrofuranyl, morpholinyl, thiazolidinyl, and imidazolidinyl.

20 The aryl, heteroaryl and heterocyclyl groups may be unsubstituted or substituted by one or more substituents selected from the group consisting of  $C_{1-20}$  alkyl, hydroxy, halogen,  $N(R_3)_2$ ,  $NO_2$ ,  $C_{1-20}$  alkoxy,  $C_{1-20}$  alkylthio, trihalomethyl,  $C_{1-20}$  acyl, arylcarbonyl, heteroarylcarbonyl,  $(C_{1-10}alkyl)_{0-1}$ -aryl,  $(C_{1-10}alkyl)_{0-1}$ -heteroaryl, nitrile,  $C_{1-20}$  alkoxycarbonyl, oxo, arylalkyl wherein the alkyl group has from 1 to 10 carbon atoms, and  
25 heteroarylalkyl wherein the alkyl group has from 1 to 10 carbon atoms.

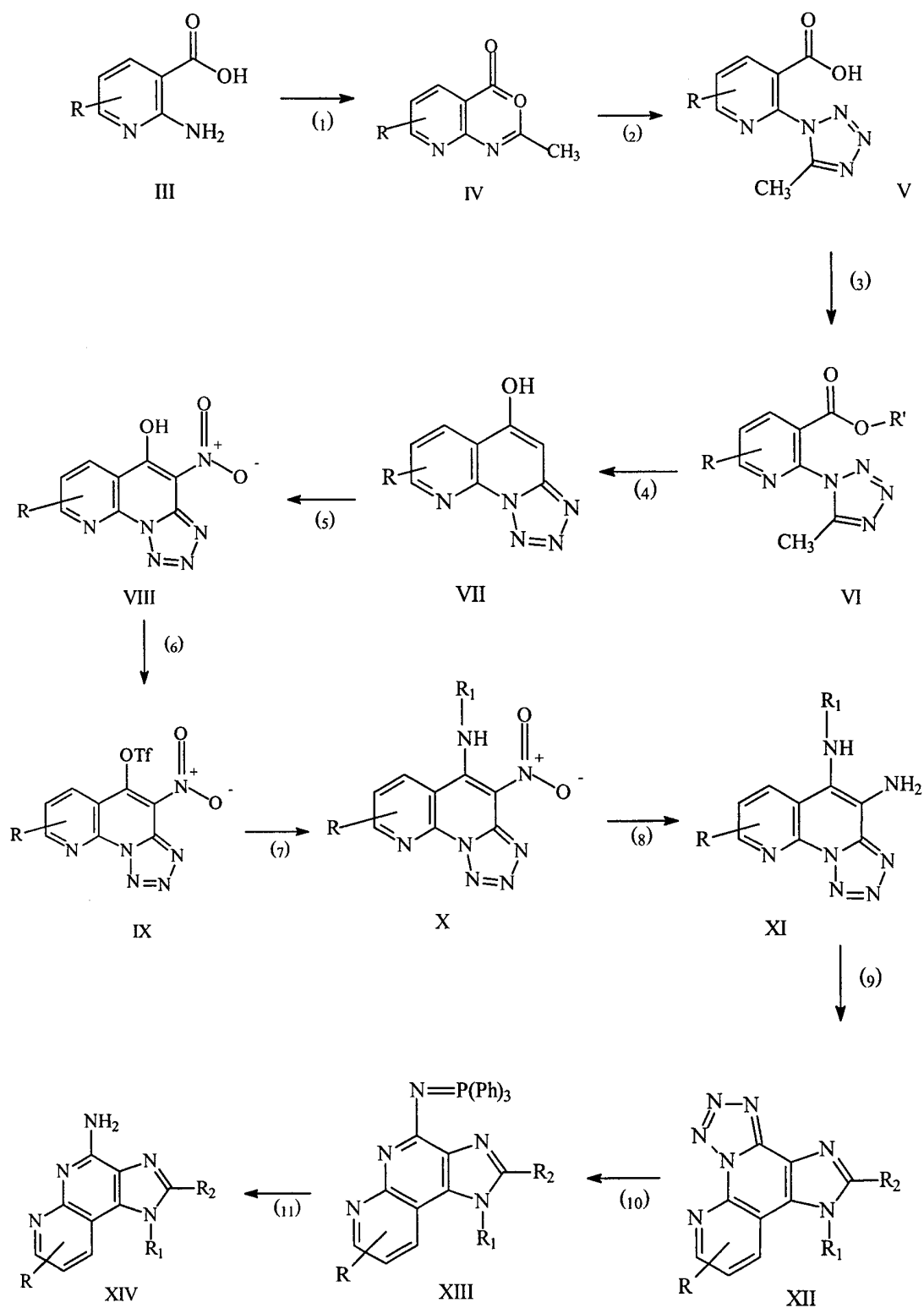
The invention is inclusive of the compounds described herein in any of their pharmaceutically acceptable forms, including isomers such as diastereomers and enantiomers, salts, solvates, polymorphs, and the like.

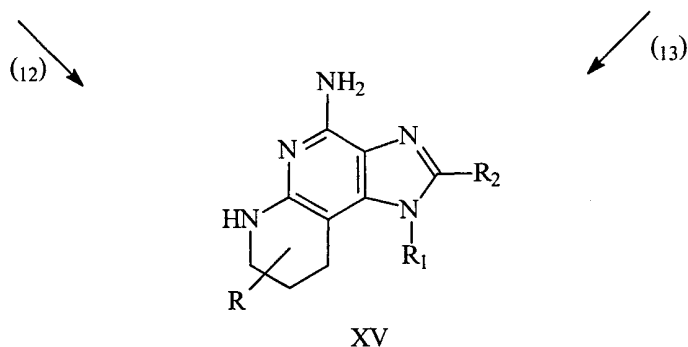
Preparation of the Compounds

Compounds of Formulas I and II wherein A is =N-CR=CR-CR= or B is -NR-C(R)<sub>2</sub>-C(R)<sub>2</sub>-C(R)<sub>2</sub>- and R, R<sub>1</sub> and R<sub>2</sub> are as defined above can be prepared according to Reaction Scheme I:

5

## Reaction Scheme I





Many 2-aminonicotinic acids of Formula III are known (see, for example, U.S. 3,917,624). The compound where R is hydrogen is commercially available. In step (1) of Reaction Scheme I a 2-aminonicotinic acid of Formula III is reacted with acetic anhydride by heating to provide a 2-methyl-4*H*-pyrido[2,3-*d*][1,3]oxazin-4-one of Formula IV. The compound of Formula IV where R is hydrogen is known and its preparation has been disclosed in U.S. Patent No. 3,314,941 (Littell), the disclosure of which is incorporated herein by reference.

In step (2) of Reaction Scheme I a compound of Formula IV is reacted with sodium azide in a suitable solvent such as acetic acid to provide a tetrazolyl nicotinic acid of Formula V. The reaction conveniently may be run at ambient conditions.

In step (3) of Reaction Scheme I an acid of Formula V is esterified to provide a compound of Formula VI. The esterification may be carried out using conventional methods. For example, the acid may be esterified in acetone using potassium carbonate and ethyl iodide.

In step (4) of Reaction Scheme I a compound of Formula VI is cyclized to provide a tetrazolo[1,5-*a*][1,8]naphthyridin-5-ol of Formula VII. The reaction may be carried out by reacting the compound of Formula VI with an alkoxide in a suitable solvent, e.g., potassium ethoxide in *N,N*-dimethylformamide, at ambient conditions.

In step (5) of Reaction Scheme I a compound of Formula VII is nitrated using a suitable nitrating agent such as nitric acid to provide a 4-nitrotetrazolo[1,5-*a*][1,8]naphthyridin-5-ol of Formula VIII.

In step (6) of Reaction Scheme I a compound of Formula VIII is converted to a triflate of Formula IX. The reaction is preferably carried out by combining a compound of Formula VIII with a base, preferably a tertiary amine such as triethyl amine, in a suitable

solvent such as dichloromethane and then adding trifluoromethanesulfonic anhydride. The addition is preferably carried out in a controlled manner, e.g., adding dropwise at a reduced temperature such as, for example, at about 0°C. The product can be isolated by conventional methods or it can be carried on without isolation as described below in connection with step (7).

In step (7) of Reaction Scheme I a compound of Formula IX is reacted with an amine of formula  $R_1NH_2$  where  $R_1$  is as defined above to provide a 4-nitrotetrazolo[1,5-*a*][1,8]naphthyridin-5-amine of Formula X. The reaction can be carried out by adding the amine to the reaction mixture resulting from step (6). The reaction can also be carried out by adding the amine to a solution of the compound of Formula IX and a tertiary amine in a suitable solvent such as dichloromethane.

In step (8) of Reaction Scheme I a compound of Formula X is reduced to provide a tetrazolo[1,5-*a*][1,8]naphthyridin-4,5-diamine of Formula XI. Preferably, the reduction is carried out using a conventional heterogeneous hydrogenation catalyst such as platinum on carbon or palladium on carbon. The reaction can conveniently be carried out on a Parr apparatus in a suitable solvent such as ethanol.

In step (9) of Reaction Scheme I a compound of Formula XI is reacted with a carboxylic acid or an equivalent thereof to provide a *1H*-tetrazolo[1,5-*a*]imidazo[4,5-*c*][1,8]naphthyridine of Formula XII. Suitable equivalents to carboxylic acid include acid halides, orthoesters, and 1,1-dialkoxyalkyl alkanoates. The carboxylic acid or equivalent is selected such that it will provide the desired  $R_2$  substituent in a compound of Formula XII. For example, diethoxymethylacetate will provide a compound where  $R_2$  is hydrogen and valeryl chloride will provide a compound where  $R_2$  is butyl. The reaction can be run in the absence of solvent, in a carboxylic acid such as acetic acid, or in an inert solvent in the presence of a carboxylic acid. The reaction is run with sufficient heating to drive off any alcohol or water formed as a byproduct of the reaction.

In step (10) of Reaction Scheme I a compound of Formula XII is reacted with triphenylphosphine to provide a *N*-triphenylphosphinyl-*1H*-imidazo[4,5-*c*][1,8]naphthyridin-4-amine of Formula XIII. The reaction can be carried out by combining a compound of Formula XII with triphenylphosphine in a suitable solvent such as 1,2-dichlorobenzene and heating.

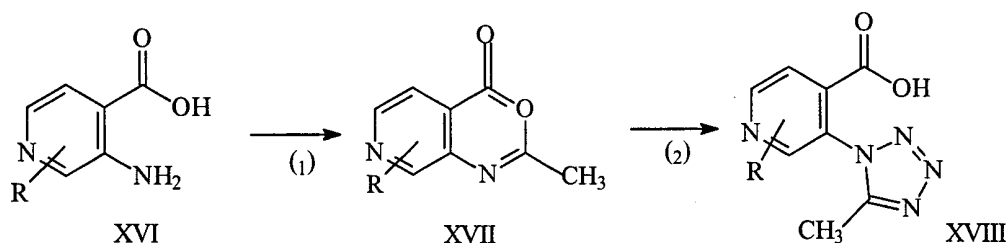
In step (11) of Reaction Scheme I a compound of Formula XIII is hydrolyzed to provide a *1H*-imidazo[4,5-*c*][1,8]naphthyridin-4-amine of Formula XIV which is a subgenus of Formula I. The hydrolysis can be carried out by conventional methods such as by heating in a lower alkanol in the presence of an acid. The product or a pharmaceutically acceptable salt thereof can be isolated using conventional methods.

In step (12) of Reaction Scheme I a compound of Formula XIV is reduced to provide a 6,7,8,9-tetrahydro-*1H*-imidazo[4,5-*c*][1,8]naphthyridin-4-amine of Formula XV which is a subgenus of Formula II. The reduction is carried out by suspending or dissolving a compound of Formula XIV in trifluoroacetic acid, adding a catalytic amount of platinum (IV)oxide, and then subjecting the mixture to hydrogen pressure. The reaction can be conveniently carried out in a Parr apparatus. The product or a pharmaceutically acceptable salt thereof can be isolated using conventional methods.

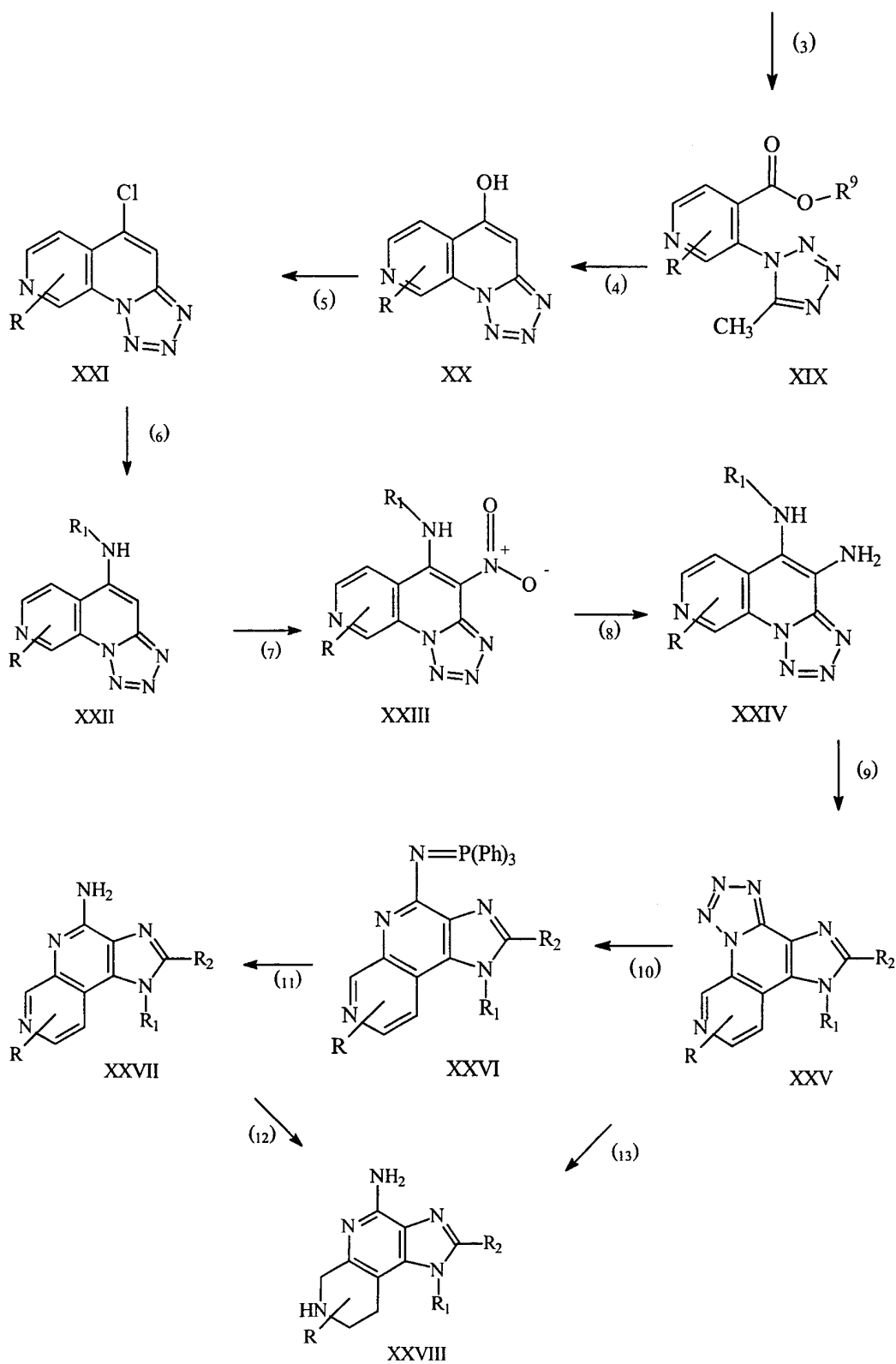
Alternatively, as illustrated in step (13) of Reaction Scheme I, a 6,7,8,9-tetrahydro-*1H*-imidazo[4,5-*c*][1,8]naphthyridin-4-amine of Formula XV can be prepared by reduction of a compound of Formula XII. The reduction is carried out by suspending or dissolving a compound of Formula XII in trifluoroacetic acid, adding a catalytic amount of platinum (IV)oxide, and then subjecting the mixture to hydrogen pressure. The reaction can be conveniently carried out in a Parr apparatus. As above, the product or a pharmaceutically acceptable salt thereof can be isolated using conventional methods.

Compounds of Formulas I and II wherein A is =CR-N=CR-CR= or B is -C(R)<sub>2</sub>-NR-C(R)<sub>2</sub>-C(R)<sub>2</sub>-; R, R<sub>1</sub> and R<sub>2</sub> are as defined above can be prepared according to Reaction Scheme II.

### Reaction Scheme II







5

In step (1) of Reaction Scheme II a 3-aminoisonicotinic acid of Formula XVI is reacted with acetic anhydride by heating to provide a 2-methyl-4*H*-pyrido[3,4-

*d*][1,3]oxazin-4-one of Formula XVII. The compound of Formula XVII where R is hydrogen is known and its preparation has been disclosed in Littell cited above.

In step (2) of Reaction Scheme II a compound of Formula XVII is reacted with sodium azide in a suitable solvent such as acetic acid to provide a tetrazolyl isonicotinic acid of Formula XVIII. The reaction conveniently may be run at ambient conditions.

In step (3) of Reaction Scheme II an acid of Formula XVIII is esterified to provide a compound of Formula XIX. The esterification may be carried out using conventional methods. For example, the acid may be esterified in acetone using potassium carbonate and ethyl iodide or by reacting with dimethylformamide diethyl acetal in a suitable solvent such as dichloromethane.

In step (4) of Reaction Scheme II a compound of Formula XIX is cyclized to provide a tetrazolo[1,5-*a*][1,7]naphthyridin-5-ol of Formula XX. The reaction may be carried out by reacting the compound of Formula XIX with an alkoxide in a suitable solvent, e.g., potassium ethoxide in N,N-dimethylformamide, at ambient conditions.

In step (5) of Reaction Scheme II a compound of Formula XX is chlorinated using a suitable chlorinating agent such as thionyl chloride, oxalyl chloride, phosphorus pentachloride or preferably phosphorus oxychloride to provide a 5-chlorotetrazolo[1,5-*a*][1,7]naphthyridine of Formula XXI. The reaction can be carried out in an inert solvent or if appropriate in neat chlorinating agent. Preferred reaction conditions involve reaction in neat phosphorus oxychloride with heating at about 90°C.

In step (6) of Reaction Scheme II a compound of Formula XXI is reacted with an amine of formula R<sub>1</sub>NH<sub>2</sub> where R<sub>1</sub> is as defined above to provide a tetrazolo[1,5-*a*][1,7]naphthyridin-5-amine of Formula XXII. The reaction can be carried out by heating with an excess of the amine.

In step (7) of Reaction Scheme II a compound of Formula XXII is nitrated using a suitable nitrating agent such as nitric acid to provide a 4-nitrotetrazolo[1,5-*a*][1,7]naphthyridin-5-amine of Formula XXIII. Preferably the reaction is carried out in acetic acid with mild heating and an excess of nitric acid.

In step (8) of Reaction Scheme II a compound of Formula XXIII is reduced to provide a tetrazolo[1,5-*a*][1,7]naphthyridin-4,5-diamine of Formula XXIV. Preferably the reduction is carried out using an excess of sodium hydrosulfide in a suitable solvent such as acetic acid.

In step (9) of Reaction Scheme II a compound of Formula XXIV is reacted with a carboxylic acid or an equivalent thereof to provide a *1H*-tetrazolo[1,5-*a*]imidazo[4,5-*c*][1,7]naphthyridine of Formula XXV. Suitable equivalents to carboxylic acid include acid halides, orthoesters, and 1,1-dialkoxyalkyl alkanoates. The carboxylic acid or  
5 equivalent is selected such that it will provide the desired R<sub>2</sub> substituent in a compound of Formula XXV. For example, diethoxymethylacetate will provide a compound where R<sub>2</sub> is hydrogen and valeryl chloride will provide a compound where R<sub>2</sub> is butyl. The reaction can be run in the absence of solvent, in a carboxylic acid such as acetic acid, or in an inert solvent in the presence of a carboxylic acid. The reaction is run with sufficient heating to  
10 drive off any alcohol or water formed as a byproduct of the reaction.

In step (10) of Reaction Scheme II a compound of Formula XXV is reacted with triphenylphosphine to provide a N-triphenylphosphinyl-*1H*-imidazo[4,5-*c*][1,7]naphthyridin-4-amine of Formula XXVI. The reaction can be carried out by combining a compound of Formula XXV with triphenylphosphine in a suitable solvent  
15 such as 1,2-dichlorobenzene and heating.

In step (11) of Reaction Scheme II a compound of Formula XXVI is hydrolyzed to provide a *1H*-imidazo[4,5-*c*][1,7]naphthyridin-4-amine of Formula XXVII which is a subgenus of Formula I. The hydrolysis can be carried out by conventional methods such as by heating in a lower alkanol in the presence of an acid. The product or a  
20 pharmaceutically acceptable salt thereof can be isolated using conventional methods.

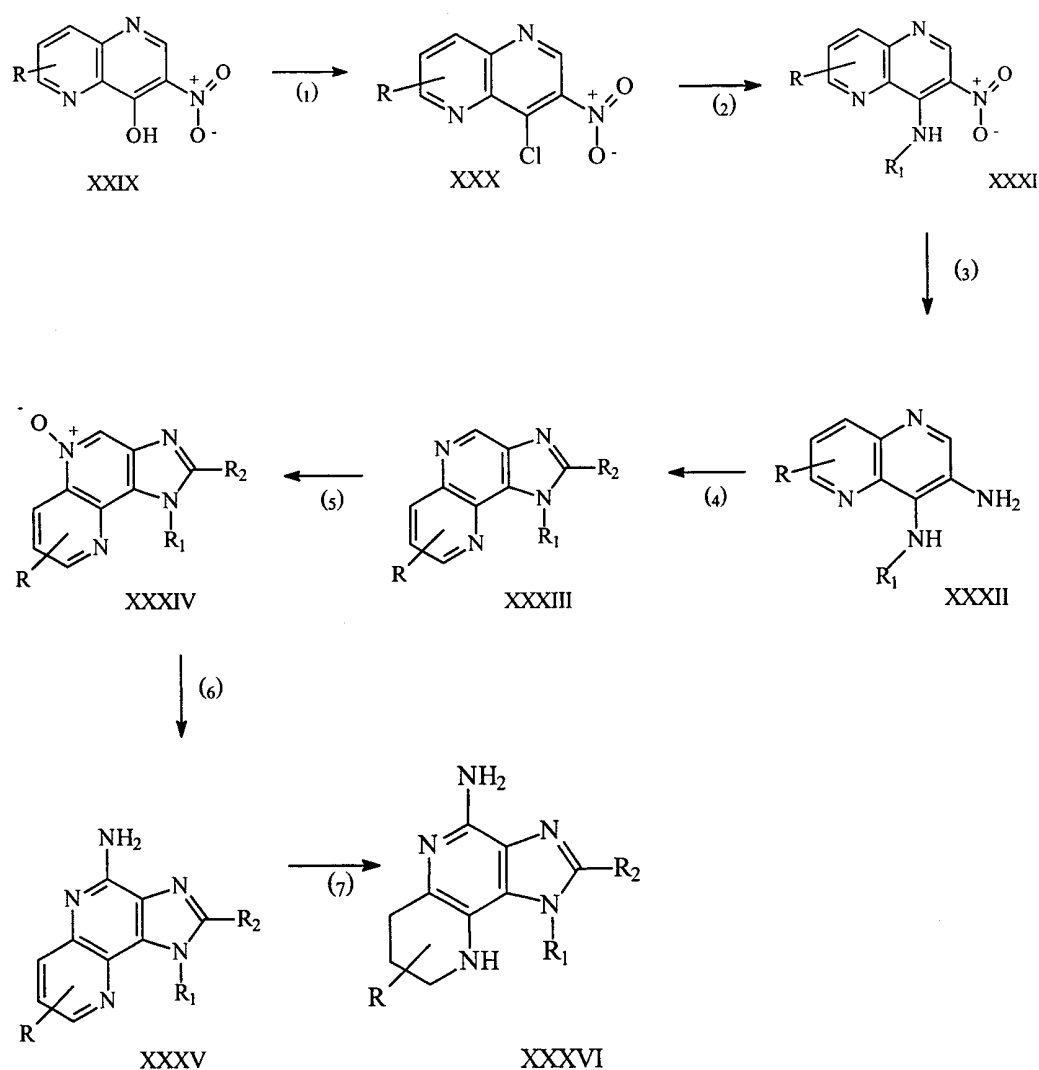
In step (12) of Reaction Scheme II a compound of Formula XXVII is reduced to provide a 6,7,8,9-tetrahydro-*1H*-imidazo[4,5-*c*][1,7]naphthyridin-4-amine of Formula XXVIII which is a subgenus of Formula II. The reduction is carried out by suspending or dissolving a compound of Formula XXVII in trifluoroacetic acid, adding a catalytic  
25 amount of platinum (IV)oxide, and then subjecting the mixture to hydrogen pressure. The reaction can be conveniently carried out in a Parr apparatus. The product or a pharmaceutically acceptable salt thereof can be isolated using conventional methods.

Alternatively, as illustrated in step (13) of Reaction Scheme II, a 6,7,8,9-tetrahydro-*1H*-imidazo[4,5-*c*][1,7]naphthyridin-4-amine of Formula XXVIII can be  
30 prepared by reduction of a compound of Formula XXV. The reduction is carried out by suspending or dissolving a compound of Formula XXV in trifluoroacetic acid, adding a catalytic amount of platinum (IV)oxide, and then subjecting the mixture to hydrogen

pressure. The reaction can be conveniently carried out in a Parr apparatus. The product or a pharmaceutically acceptable salt thereof can be isolated using conventional methods.

Compounds of Formulas I and II wherein A is =CR-CR=CR-N= or B is -C(R)<sub>2</sub>-C(R)<sub>2</sub>-C(R)<sub>2</sub>-NR- and R, R<sub>1</sub> and R<sub>2</sub> are as defined above can be prepared according to Reaction Scheme III.

### Reaction Scheme III



In step (1) of Reaction Scheme III a 3-nitro[1,5]naphthyridin-4-ol of Formula XXIX is chlorinated using a suitable chlorinating agent such as phosphorus oxychloride to provide a 4-chloro-3-nitro[1,5]naphthyridine of Formula XXX. The reaction can be

carried out by reacting a compound of Formula XXIX with phosphorus oxychloride in a suitable solvent such as N,N-dimethylformamide with mild heating (~55° C). The compound may be isolated by conventional methods or it can be carried on without isolation as described below in connection with step (2). The compound of Formula XXIX where R is hydrogen is known and its preparation has been disclosed in Hart,  
5 Journal of the Chemical Society pp. 212-214, (1956).

In step (2) of Reaction Scheme III a 4-chloro-3-nitro[1,5]naphthyridine of Formula XXX is reacted with an amine of Formula  $R_1NH_2$  where  $R_1$  is as defined above to provide a 3-nitro[1,5]naphthyridin-4-amine of Formula XXXI. The reaction can be carried out by  
10 adding water then excess amine to the reaction mixture resulting from step (1) then heating on a steam bath. The reaction can also be carried out by adding excess amine to a solution of a compound of Formula XXX in a suitable solvent such as dichloromethane and optionally heating. The compound of Formula XXXI where  $R_1$  is hydrogen is known and its preparation has been disclosed in Wozniak et al, J. R. Neth. Chem. Soc. 102 (12),  
15 pp. 511-13 (1983).

In step (3) of Reaction Scheme III a 3-nitro[1,5]naphthyridin-4-amine of Formula XXXI is reduced to provide a [1,5]naphthyridine-3,4-diamine of Formula XXXII. Preferably, the reduction is carried out using a conventional heterogeneous hydrogenation catalyst such as platinum on carbon or palladium on carbon. The reaction can conveniently  
20 be carried out on a Parr apparatus in a suitable solvent such as ethyl acetate.

In step (4) of Reaction Scheme III a compound of Formula XXXII is reacted with a carboxylic acid or an equivalent thereof to provide a *1H*-imidazo[4,5-*c*][1,5]naphthyridine of Formula XXXIII. Suitable equivalents to carboxylic acid include acid halides, orthoesters, and 1,1-dialkoxyalkyl alkanoates. The carboxylic acid or equivalent is  
25 selected such that it will provide the desired  $R_2$  substituent in a compound of Formula XXXIII. For example, diethoxymethylacetate will provide a compound where  $R_2$  is hydrogen and trimethylorthovalerate will provide a compound where  $R_2$  is butyl. The reaction can be run in the absence of solvent, in a carboxylic acid such as acetic acid, or in an inert solvent in the presence of an acid. The reaction is run with sufficient heating to  
30 drive off any alcohol or water formed as a byproduct of the reaction.

Alternatively, step (4) may be carried out by (i) reacting a compound of Formula XXXII with an acylating agent; and then (ii) cyclizing the product. Part (i) involves

reacting a compound of Formula XXXII with an acyl halide of formula  $R_2C(O)X$  wherein  $R_2$  is as defined above and X is chloro or bromo. The reaction can be carried out by adding the acyl halide in a controlled fashion (e.g. dropwise) to a solution of a compound of Formula XXXII in a suitable solvent such as dichloromethane at a reduced temperature (e.g., 0°C). The resulting amide intermediate can be isolated by removal of the solvent. Part (ii) involves cyclizing the product of part (i) by reacting it with methanolic ammonia at an elevated temperature (e.g. 150°C) and pressure.

In step (5) of Reaction Scheme III a compound of Formula XXXIII is oxidized to provide a *1H*-imidazo[4,5-*c*][1,5]naphthyridine-5N-oxide of Formula XXXIV using a conventional oxidizing agent that is capable of forming N-oxides. Preferred reaction conditions involve reacting a solution of a compound of Formula XXXIII in chloroform with 3-chloroperoxybenzoic acid at ambient conditions.

In step (6) of Reaction Scheme III a compound of Formula XXXIV is aminated to provide a *1H*-imidazo[4,5-*c*][1,5]naphthyridin-4-amine of Formula XXXV which is a subgenus of Formula I. Step (6) involves (i) reacting a compound of formula XXXIV with an acylating agent; and then (ii) reacting the product with an aminating agent. Part (i) of step (6) involves reacting an N-oxide with an acylating agent. Suitable acylating agents include alkyl- or arylsulfonyl chlorides (e.g., benzenesulfonyl chloride, methanesulfonyl chloride, p-toluenesulfonyl chloride). Arylsulfonyl chlorides are preferred. p-Toluenesulfonyl chloride is most preferred. Part (ii) of step (6) involves reacting the product of part (i) with an excess of an aminating agent. Suitable aminating agents include ammonia (e.g., in the form of ammonium hydroxide) and ammonium salts (e.g., ammonium carbonate, ammonium bicarbonate, ammonium phosphate). Ammonium hydroxide is preferred. The reaction is preferably carried out by dissolving the N-oxide of Formula XXXIV in an inert solvent such as dichloromethane, adding the aminating agent to the solution, and then adding the acylating agent. Preferred conditions involve cooling to about 0°C to about 5°C during the addition of the acylating agent. The product or a pharmaceutically acceptable salt thereof can be isolated using conventional methods.

Alternatively step (6) may be carried out by (i) reacting a compound of Formula XXXIV with an isocyanate; and then (ii) hydrolyzing the product. Part (i) involves reacting the N-oxide with an isocyanate wherein the isocyanato group is bonded to a carbonyl group. Preferred isocyanates include trichloroacetyl isocyanate and aroyl

isocyanates such as benzoyl isocyanate. The reaction of the isocyanate with the N-oxide is carried out under substantially anhydrous conditions by adding the isocyanate to a solution of the N-oxide in an inert solvent such as dichloromethane. The resulting product can be isolated by removal of the solvent. Part (ii) involves hydrolysis of the product from part  
5 (i). The reaction can be carried out by conventional methods such as heating in the presence of water or a lower alkanol optionally in the presence of a catalyst such as an alkali metal hydroxide or lower alkoxide.

In step (7) of Reaction Scheme III a compound of Formula XXXV is reduced to provide a 6,7,8,9-tetrahydro-1*H*-imidazo[4,5-*c*][1,5]naphthyridin-4-amine of Formula  
10 XXXVI which is a subgenus of Formula II. The reduction is carried out by suspending or dissolving a compound of Formula XXXV in trifluoroacetic acid, adding a catalytic amount of platinum (IV) oxide, and then subjecting the mixture to hydrogen pressure. The reaction can be conveniently carried out in a Parr apparatus. The product or a pharmaceutically acceptable salt thereof can be isolated using conventional methods.

15 Certain functional groups recited in connection with R<sub>1</sub> and R<sub>2</sub> may be incompatible with some of the reagents of Reaction Schemes I, II and III. Compounds containing such functional groups can be prepared by those skilled in the art using well known methods of functional group protection and manipulation. For example, amine groups may be protected when necessary by derivatizing with di-*tert*-butyl dicarbonate.

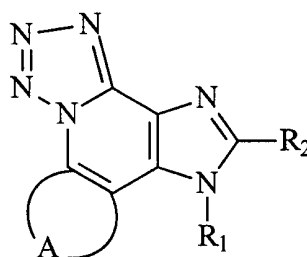
20 Some compounds of Formula I or Formula II containing certain functional groups may be readily prepared from other compounds of Formula I or Formula II. For example, compounds wherein the R<sub>1</sub> substituent contains an amide group may conveniently be prepared by reacting an acid chloride with a compound of Formula I or Formula II wherein the R<sub>1</sub> substituent contains a primary amine. Likewise, compounds wherein the R<sub>1</sub>  
25 substituent contains a urea group may be prepared by reacting an isocyanate with a compound of Formula I or Formula II wherein the R<sub>1</sub> substituent contains a primary amine. Further, compounds wherein the R<sub>1</sub> substituent contains a carbamate group may be prepared by reacting a chloroformate with a compound of Formula I or Formula II wherein the R<sub>1</sub> substituent contains a primary amine.

30 Certain of the intermediate compounds useful in the preparation of compounds of Formula I and Formula II have not been previously described. Therefore, the invention also provides intermediate compounds useful in the preparation of compounds of Formula

I and Formula II. The structural formulas of these novel intermediates are set forth below. These compounds have the following structural formulas:

Intermediate Compound 1

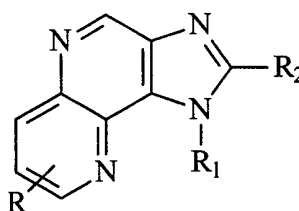
5



wherein R<sub>1</sub>, R<sub>2</sub> and A are as defined above for compounds of Formula I and Formula II.

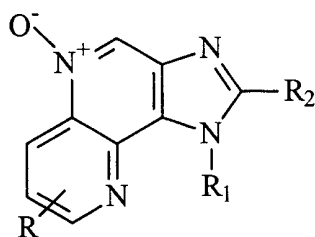
10

Intermediate Compound 2



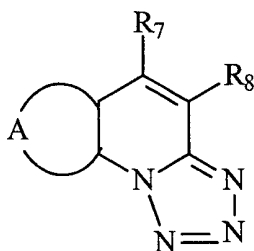
wherein R, R<sub>1</sub>, and R<sub>2</sub> are as defined above for compounds of Formula I and Formula II.



Intermediate Compound 3

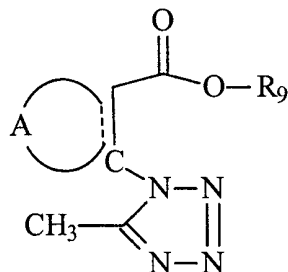
wherein R, R<sub>1</sub> and R<sub>2</sub> are as defined above for compounds of Formula I and

5 Formula II.

Intermediate Compound 4

10

wherein R<sub>7</sub> is OH, halogen or NHR<sub>1</sub> (and A and R<sub>1</sub> are as defined above for compounds of Formula I) and R<sub>8</sub> is H, NO<sub>2</sub> or NH<sub>2</sub>.

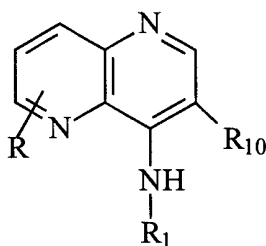
Intermediate Compound 5

5

wherein A is as defined above for compounds of Formula I and R<sub>9</sub> is H or C<sub>1-10</sub> alkyl.

Intermediate Compound 6

10



wherein R and R<sub>1</sub> are as defined above for compounds of Formula I and Formula II with the proviso that R<sub>1</sub> is other than hydrogen, and R<sub>10</sub> is NO<sub>2</sub> or NH<sub>2</sub>.

15

Pharmaceutical Compositions and Biological Activity

Pharmaceutical compositions of the invention contain a therapeutically effective amount of a compound of Formula I or Formula II as defined above in combination with a pharmaceutically acceptable carrier. As used herein, the term “a therapeutically effective amount” means an amount of the compound sufficient to induce a therapeutic effect, such as cytokine induction or antiviral activity. Although the exact amount of active compound used in a pharmaceutical composition of the invention will vary according to factors known to those of skill in the art, such as the physical and chemical nature of the

20

compound as well as the nature of the carrier and the intended dosing regimen, it is anticipated that the compositions of the invention will contain sufficient active ingredient to provide a dose of about 100ng/kg to about 50mg/kg, preferably about 10µg/kg to about 5mg/kg of the compound to the subject. Any of the conventional dosage forms may be used, such as tablets, lozenges, parenteral formulations, syrups, creams, ointments, aerosol formulations, transdermal patches, transmucosal patches and so on.

The compounds of the invention have been shown to induce the production of certain cytokines in experiments performed according to the Test Method set forth below. This ability indicates that the compounds are useful as immune response modifiers that can modulate the immune response in a number of different ways, rendering them useful in the treatment of a variety of disorders.

Cytokines that are induced by the administration of compounds according to the invention generally include interferon (IFN) and tumor necrosis factor (TNF) as well as certain interleukins (IL). In particular, the compounds induce IFN-α, TNF-α, IL-1, 6, 10 and 12, and a variety of other cytokines. Among other effects, cytokines inhibit virus production and tumor cell growth, making the compounds useful in the treatment of tumors and viral diseases.

In addition to the ability to induce the production of cytokines, the compounds affect other aspects of the innate immune response. For example, natural killer cell activity may be stimulated, an effect that may be due to cytokine induction. The compounds may also activate macrophages, which in turn stimulates secretion of nitric oxide and the production of additional cytokines. Further, the compounds may cause proliferation and differentiation of B-lymphocytes.

Compounds of the invention also have an effect on the acquired immune response. For example, although there is not believed to be any direct effect on T cells or direct induction of T cell cytokines, the production of the T helper type 1 (Th1) cytokine IFN-γ is induced indirectly and the production of the Th2 cytokine IL-5 is inhibited upon administration of the compounds. This activity means that the compounds are useful in the treatment of diseases where upregulation of the Th1 response and/or downregulation of the Th2 response is desired. In view of the ability of compounds of Formula I and Formula II to inhibit T-helper-type 2 immune response, the compounds are expected to be useful in the treatment of atopy, e.g., atopic dermatitis, asthma, allergy, allergic rhinitis; as

a vaccine adjuvant for cell mediated immunity; and possibly as a treatment for recurrent fungal diseases and chlamydia.

The immune response modifying effects of the compounds make them useful in the treatment of a wide variety of conditions. Because of their ability to induce cytokines such as IFN- $\alpha$  and TNF- $\alpha$ , the compounds are particularly useful in the treatment of viral diseases and tumors. This immunomodulating activity suggests that compounds of the invention are useful in treating diseases such as, but not limited to viral diseases e.g. genital warts, common warts, plantar warts, Hepatitis B, Hepatitis C, Herpes Simplex Type I and Type II, molluscum contagiosum, HIV, CMV, VZV, cervical intraepithelial neoplasia, human papillomavirus and associated neoplasias; fungal diseases, e.g. candida, aspergillus, cryptococcal meningitis; neoplastic diseases, e.g., basal cell carcinoma, hairy cell leukemia, Kaposi's sarcoma, renal cell carcinoma, squamous cell carcinoma, myelogenous leukemia, multiple myeloma, melanoma, non-Hodgkin's lymphoma, cutaneous T-cell lymphoma, and other cancers; parasitic diseases, e.g. pneumocystis carinii, cryptosporidiosis, histoplasmosis, toxoplasmosis, trypanosome infection, leishmaniasis; bacterial infections, e.g., tuberculosis, mycobacterium avium. Additional diseases or conditions that can be treated using the compounds of the invention include eczema, eosinophilia, essential thrombocythaemia, leprosy, multiple sclerosis, Ommen's syndrome, rheumatoid arthritis, systemic lupus erythematosus, discoid lupus, Bowen's disease and Bowenoid papulosis.

Accordingly, the invention provides a method of inducing cytokine biosynthesis in an animal comprising administering an effective amount of a compound of Formula I or Formula II to the animal. An amount of a compound effective to induce cytokine biosynthesis is an amount sufficient to cause one or more cell types, such as monocytes, macrophages, dendritic cells and B-cells to produce an amount of one or more cytokines such as, for example, INF- $\alpha$ , TNF- $\alpha$ , IL-1,6,10 and 12 that is increased over the background level of such cytokines. The precise amount will vary according to factors known in the art but is expected to be a dose of about 100ng/kg to about 50mg/kg, preferably about 10 $\mu$ g/kg to about 5mg/kg. The invention further provides a method of treating a viral infection in an animal comprising administering an effective amount of a compound of Formula I or Formula II to the animal. An amount effective to treat or inhibit a viral infection is an amount that will cause a reduction in one or more of the

manifestations of viral infection, such as viral lesions, viral load, rate of virus production, and mortality as compared to untreated control animals. The precise amount will vary according to factors known in the art but is expected to be a dose of 100ng/kg to about 50mg/kg, preferably about 10µg/kg to about 5mg/kg.

5           The invention is further described by the following examples, which are provided for illustration only and are not intended to be limiting in any way.

#### Example 1

##### Compound of Formula V

##### 10                           **2-(5-Methyl-1*H*-tetrazol-1-yl)nicotinic Acid**

###### Part A:

2-Aminonicotinic acid (5 g, 36 mmole) was suspended in acetic anhydride (25 mL) then heated at reflux for 2 hours. The reaction mixture was concentrated under vacuum. The resulting residue was slurried with ethyl acetate and hexane then filtered to provide 5  
15 g of 2-methyl-4*H*-pyrido[2,3-*d*][1,3]oxazin-4-one.

###### Part B:

The material from Part A was covered with acetic acid (75 mL), sodium azide (2 g) was added and the reaction mixture was stirred at ambient temperature over the weekend. The resulting precipitate was isolated by filtration then dried to provide 5.6 g of 2-(5-  
20 methyl-1*H*-tetrazol-1-yl)nicotinic acid as a white solid, m.p. 178-180°C (gas evolution).  
Analysis: Calculated for C<sub>8</sub>H<sub>7</sub>N<sub>5</sub>O<sub>2</sub>: %C, 46.83; %H, 3.44; %N, 34.13; Found: %C, 46.38; %H, 3.36; %N, 34.01.

## Example 2

## Compound of Formula VI

**Ethyl 2-(5-Methyl-1*H*-tetrazol-1-yl)nicotinate**

2-(5-Methyl-1*H*-tetrazol-1-yl)nicotinic acid (5.6 g, 27 mmole) was suspended in acetone (250 mL), potassium carbonate (5 g) and ethyl iodide (5 mL) were added and the reaction mixture was heated at reflux for 2 hours. The acetone was removed under vacuum. The residue was partitioned between water and dichloromethane. The dichloromethane layer was separated, dried, then concentrated under vacuum to provide 6.3 g of ethyl 2-(5-methyl-1*H*-tetrazol-1-yl)nicotinate.

## Example 3

## Compound of Formula VII

**Tetrazolo[1,5-*a*][1,8]naphthyridin-5-ol**

Ethyl 2-(5-methyl-1*H*-tetrazol-1-yl)nicotinate (6.3 g, 27 mmole) was covered with N,N-dimethylformamide (50 mL), potassium ethoxide (4.5 g, 54 mmole) was added and the reaction mixture was stirred at ambient temperature for 2 hours. The reaction mixture was poured into ice water containing about 17 mL of acetic acid. The resulting precipitate was isolated by filtration, washed with water then dried to provide 4.5 g of tetrazolo[1,5-*a*][1,8]naphthyridin-5-ol as an off white solid, m.p. 236° (decomposition). Analysis: Calculated for C<sub>8</sub>H<sub>5</sub>N<sub>5</sub>O: %C, 51.34; %H, 2.69; %N, 37.42; Found: %C, 51.23 ; %H, 2.77; %N, 37.25.

## Example 4

**5-Chlorotetrazolo[1,5-*a*][1,8]naphthyridine**

Tetrazolo[1,5-*a*][1,8]naphthyridin-5-ol (0.5 g, 2.67 mmole) was suspended in phosphorous oxychloride (10 mL) and heated at reflux for 4 hours. The reaction mixture was concentrated under vacuum and the residue was poured into water. Dichloromethane was added and the aqueous layer was made basic with sodium bicarbonate. The dichloromethane layer was separated, dried over magnesium sulfate, filtered and then concentrated under vacuum. The resulting solid was recrystallized from toluene to provide 0.3 g of 5-chlorotetrazolo[1,5-*a*][1,8]naphthyridine as a solid, m.p. 229-230°C

(decomposition). Analysis: Calculated for  $C_8H_4ClN_5$ : %C, 46.73; %H, 1.96; %N, 34.06; Found: %C, 46.87; %H 1.54; %N, 33.93.

#### Example 5

##### Compound of Formula VIII

##### **4-Nitrotetrazolo[1,5-*a*][1,8]naphthrydin-5-ol**

Nitric acid (1.33 mL of 16M) was added to a suspension of tetrazolo[1,5-*a*][1,8]naphthrydin-5-ol (4 g, 21 mmole) in acetic acid (50 mL). The reaction mixture was heated on a steam bath for 5 minutes then cooled to ambient temperature. Sodium acetate (0.3 eq) in a small amount of water was added to the reaction mixture. The resulting solid was isolated by filtration and dried to provide 5 g of 4-nitrotetrazolo[1,5-*a*][1,8]naphthrydin-5-ol as a solid, m.p. 278°C (decomposition). Analysis: Calculated for  $C_8H_4N_6O_3 + 1.1 H_2O$ : %C, 38.12; %H, 2.48; %N, 33.35; Found: %C, 37.99; %H, 2.41; %N, 32.82.

#### Example 6

##### Compound of Formula X

##### **N<sup>5</sup>-(2-Methylpropyl)-4-nitrotetrazolo[1,5-*a*][1,8]naphthrydin-5-amine**

4-Nitrotetrazolo[1,5-*a*][1,8]naphthrydin-5-ol (3 g, 13 mmole) was suspended in dichloromethane (3.8 mL), triethylamine (1.8 mL) was added, and the reaction mixture was cooled in an ice bath. Trifluoromethanesulfonic anhydride (2.2 mL) was added dropwise. Isobutylamine (3.8 mL) was added in a single aliquot and the reaction mixture exothermed. The reaction mixture was partitioned between dichloromethane and aqueous sodium bicarbonate. The dichloromethane layer was separated, dried over magnesium sulfate then filtered through a layer of silica gel. The silica gel was eluted first with dichloromethane then with 5% methanol in dichloromethane. The eluant was evaporated to provide N<sup>5</sup>-(2-methylpropyl)-4-nitrotetrazolo[1,5-*a*][1,8]naphthrydin-5-amine as a yellow solid, m.p. 171°C (decomposition). Analysis: Calculated for  $C_{12}H_{13}N_7O_2$ : %C, 50.17; %H 4.56; %N, 34.13; Found: %C, 49.84; %H, 4.51; %N, 33.88.

## Example 7

## Compound of Formula XI

**N<sup>5</sup>-(2-Methylpropyl)tetrazolo[1,5-*a*][1,8]naphthyridin-4,5-diamine**

5 A catalytic amount of 5% platinum on carbon was added to a suspension of N<sup>5</sup>-(2-methylpropyl)-4-nitrotetrazolo[1,5-*a*][1,8]naphthyridine-5-amine (2.45 g, 8.5 mmol) in ethanol (120 mL). The reaction mixture was reduced on a Parr apparatus at 50 psi (3.5 Kg/cm<sup>2</sup>) hydrogen for 2 hours. The reaction mixture was filtered to remove the catalyst. The filtrate was concentrated under vacuum to provide N<sup>5</sup>-(2-methylpropyl)tetrazolo[1,5-*a*][1,8]naphthyridin-4,5-diamine as an oil.

10

## Example 8

## Compound of Formula XII

**1-(2-Methylpropyl)-1*H*-tetrazolo[1,5-*a*]imidazo[4,5-*c*][1,8]naphthyridine**

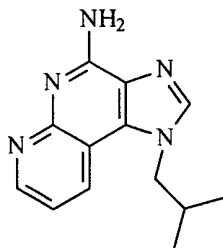
15 The N<sup>5</sup>-(2-methylpropyl)tetrazolo[1,5-*a*][1,8]naphthyridin-4,5-diamine from Example 7 was combined with diethoxymethylacetate (2 mL) and heated on a steam bath for 3 hours. The reaction mixture was allowed to stand at ambient temperature overnight and then it was diluted with dichloromethane and methanol. The resulting solution was heated to remove the dichloromethane and reduce the volume of methanol to 50 mL and then cooled. The resulting precipitate was isolated by filtration to provide 1.2 g of 1-(2-methylpropyl)-1*H*-tetrazolo[1,5-*a*]imidazo[4,5-*c*][1,8]naphthyridine as a solid, m.p. 248-250°C (decomposition). Analysis: Calculated for C<sub>13</sub>H<sub>13</sub>N<sub>7</sub>: %C, 58.42; %H, 4.90; %N, 36.68; Found: %C, 58.04; %H, 4.79; %N, 36.23.

20



## Example 9

## Compound of Formula I

**1-(2-Methylpropyl)-1*H*-imidazo[4,5-*c*][1,8]naphthyridin-4-amine hydrate**

5

Part A:

Triphenylphosphine (1.0 g, 3.7 mmole) was added to a solution of 1-(2-methylpropyl)-1*H*-tetrazolo[1,5-*a*]imidazo[4,5-*c*][1,8]naphthyridine (0.5 g, 1.87 mmole) in 1,2-dichlorobenzene (15 mL). The reaction mixture was heated at reflux for 2 hours then concentrated under vacuum to remove the majority of the 1,2-dichlorobenzene. The residue was slurried with hexanes for 30 minutes. The resulting solid 1-(2-methylpropyl)-N-triphenylphosphinyl-1*H*-imidazo[4,5-*c*][1,8]naphthyridin-4-amine was isolated by filtration and dried.

Part B:

The 1-(2-methylpropyl)-N-triphenylphosphinyl-1*H*-imidazo[4,5-*c*][1,8]naphthyridin-4-amine from Part A was dissolved in methanol (15 mL). Hydrochloric acid (10 mL of 0.6N) was added and the reaction mixture was heated at reflux for 1 hour. The reaction mixture was concentrated under vacuum. The residue was diluted with water then made basic with sodium bicarbonate. The resulting solid was isolated by filtration, slurried with ether and then isolated by filtration. The solid was suspended in toluene (25 mL). The suspension was heated to reflux then diluted with methanol (10 mL) to dissolve the solid. The solution was refluxed to remove the methanol then cooled to ambient temperature. The resulting precipitate was isolated by filtration then coated onto silica gel. The silica gel was eluted with 10-20% methanol in ethyl acetate. The eluant was concentrated to dryness. The resulting material was recrystallized from methanol and water to provide 0.35 g 1-(2-methylpropyl)-1*H*-imidazo[4,5-

*c*][1,8]naphthyridin-4-amine hydrate as a solid, m.p. 325-330°C (decomposition).

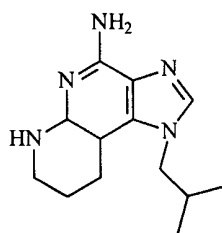
Analysis: Calculated for  $C_{13}H_{15}N_5 + \frac{1}{4} H_2O$ : %C, 63.52; %H, 6.35; %N, 28.49; Found: %C, 64.02; %H, 5.87; %N, 28.23.

5

## Example 10

## Compound of Formula II

**6,7,8,9-Tetrahydro-1-(2-methylpropyl)-  
1*H*-imidazo[4,5-*c*][1,8]naphthyridin-4- amine**



10

Platinum oxide catalyst was added to a solution of 1-(2-methylpropyl)-1*H*-tetrazolo[1,5-*a*]imidazo[4,5-*c*][1,8]naphthyridine in trifluoroacetic acid (30 mL). The reaction mixture was reduced on a Parr apparatus at 50 psi (3.5 Kg/cm<sup>2</sup>) hydrogen pressure for 5 hours. The reaction mixture was filtered to remove the catalyst. The filtrate was concentrated under vacuum. The residue was combined with water and sodium bicarbonate. The resulting precipitate was isolated by filtration. The solid was dissolved in 1N hydrochloric acid and charcoal filtered. The filtrate was treated with 10% sodium hydroxide. The resulting precipitate was isolated by filtration then recrystallized from ethyl acetate/methanol. The recrystallized material was dissolved in dichloromethane/methanol and placed on a silica gel column. The column was eluted with 10% methanol in ethyl acetate. The eluant was concentrated under vacuum and the residue was recrystallized from methanol/water to provide 0.9 g of 6,7,8,9-tetrahydro-1-(2-methylpropyl)-1*H*-imidazo[4,5-*c*][1,8]naphthyridin-4-amine as a solid, m.p. 231-233°C. Analysis: Calculated for  $C_{13}H_{19}N_5$ : %C, 63.65; %H, 7.81; %N, 28.55; Found: %C, 62.99; %H, 7.74; %N, 28.33.

25

## Example 11

## Compound of Formula XII

**2-Butyl-1-(2-methylpropyl)-1*H*-tetrazolo[1,5-*a*]imidazo[4,5-*c*][1,8]naphthyridine**

5 A catalytic amount of 5% platinum on carbon was added to a suspension of N<sup>5</sup>-(2-methylpropyl)-4-nitrotetrazolo[1,5-*a*][1,8]naphthyridine-5-amine (5g, 17.4 mmole) in ethanol (300 mL). The reaction mixture was reduced on a Parr apparatus at 50 psi (3.5 Kg/cm<sup>2</sup>) hydrogen for 2 hours. The reaction mixture was filtered to remove the catalyst. The filtrate was concentrated under vacuum to provide N<sup>5</sup>-(2-methylpropyl)tetrazolo[1,5-*a*][1,8]naphthyridin-4,5-diamine as an oil.

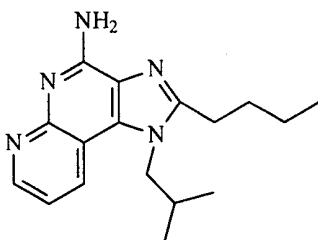
10 The oil was covered with acetic acid (300 mL), valeryl chloride (2.1 mL, 17.4 mmole) was added and the resulting mixture was heated at reflux overnight. The reaction mixture was concentrated under vacuum. The resulting residue was taken up in dichloromethane, washed with sodium bicarbonate, dried over magnesium sulfate then concentrated under vacuum. The residue was purified using flash chromatography (silica gel; eluting with 2-3% methanol in dichloromethane). The isolated product was purified further using preparatory high performance liquid chromatography eluting with 2% methanol in dichloromethane to provide 2-butyl-1-(2-methylpropyl)-1*H*-tetrazolo[1,5-*a*]imidazo[4,5-*c*][1,8]naphthyridine as a solid, m.p. 182-184°C. Analysis: Calculated for C<sub>17</sub>H<sub>21</sub>N<sub>7</sub>: %C, 63.14; %H, 6.55; %N, 30.32; Found: %C, 63.45; %H, 6.60; %N, 30.40.

## Example 12

## Compound of Formula I

**2-Butyl-1-(2-methylpropyl)-1*H*-imidazo[4,5-*c*][1,8]naphthyridin-4-amine**

5



Triphenylphosphine (0.9 g, 3.7 mmole) was added to a solution of 2-butyl-1-(2-methylpropyl)-1*H*-tetrazolo[1,5-*a*]imidazo[4,5-*c*][1,8]naphthyridine (0.6 g, 1.8 mmole) in 1,2-dichlorobenzene (15 mL). The resulting mixture was heated at reflux for 2 hours then concentrated under vacuum to remove most of the 1,2-dichlorobenzene. The residue was slurried with hexanes then taken up in dichloromethane and filtered through a layer of silica gel. The silica gel was eluted initially with dichloromethane to remove the 1,2-dichlorobenzene and then with 10% methanol in dichloromethane to recover 2-butyl-1-(2-methylpropyl)-*N*-triphenylphosphinyl-1*H*-imidazo[4,5-*c*][1,8]naphthyridin-4-amine.

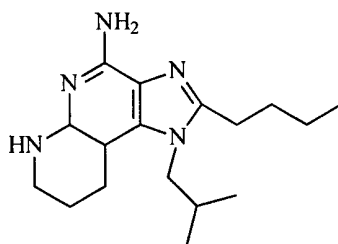
The 2-butyl-1-(2-methylpropyl)-*N*-triphenylphosphinyl-1*H*-imidazo[4,5-*c*][1,8]naphthyridin-4-amine was taken up in methanol (15 mL), combined with hydrochloric acid (10 mL of 0.6N), and then heated at reflux for 1 hour. The methanol was removed under vacuum. The residue was combined with water and 10% hydrochloric acid then filtered. The filtrate was neutralized with 10% sodium hydroxide. The resulting precipitate was isolated by filtration and dried. The resulting solid was refluxed in toluene. The volume of toluene was reduced and the product was allowed to crystallize out under an argon atmosphere to provide 0.25 g of 2-butyl-1-(2-methylpropyl)-1*H*-imidazo[4,5-*c*][1,8]naphthyridin-4-amine hemihydrate, m.p. 237-240°C. Analysis: Calculated for C<sub>17</sub>H<sub>23</sub>N<sub>5</sub> + ½ H<sub>2</sub>O: %C, 68.66; %H, 7.79; %N, 23.55; Found: %C, 66.80; %H, 7.62; %N, 23.46.

## Example 13

## Compound of Formula II

**2-Butyl-6,7,8,9-tetrahydro-1-(2-methylpropyl)-  
1*H*-imidazo[4,5-*c*][1,8]naphthyridin-4-amine**

5



A catalytic amount of platinum oxide was added to a solution of 2-butyl-1-(2-methylpropyl)-1*H*-imidazo[4,5-*c*][1,8]naphthyridin-4-amine (2.0 g, 6.2 mmole) in trifluoroacetic acid (30 mL). The reaction mixture was reduced on a Parr apparatus under 50 psi (3.5 Kg/cm<sup>2</sup>) hydrogen pressure. The reaction mixture was filtered to remove the catalyst. The filtrate was concentrated under vacuum. The residue was combined with water, sodium bicarbonate and 10% sodium hydroxide. An oil was recovered and purified using reverse phase high performance liquid chromatography eluting with 30:70 buffer (7.68 g potassium phosphate, monobasic; 1.69 g of sodium hydroxide, 1 L of water):methanol to provide 2-butyl-6,7,8,9-tetrahydro-1-(2-methylpropyl)-1*H*-imidazo[4,5-*c*][1,8]naphthyridin-4-amine hemihydrate as a solid, m.p. 81-84°C. Calculated for C<sub>17</sub>H<sub>27</sub>N<sub>5</sub> + ½H<sub>2</sub>O: %C, 65.77; %H, 9.09; %N, 22.56; Found: %C, 65.57; %H, 9.15; %N, 22.53.

20

## Example 14

## Compound of Formula XVIII

**3-(5-Methyl-1*H*-tetrazol-1-yl)pyridine-4-carboxylic acid**

3-Aminopyridine-4-carboxylic acid (50.0 g, 0.36 mol) was suspended in acetic anhydride (250 mL) then heated at reflux for 2 hours. The reaction mixture was concentrated under vacuum. The solid residue was slurried with heptane then concentrated under vacuum. The resulting solid was covered with acetic acid (300 mL), then sodium azide (23.5 g, 0.36 mol) was added. The reaction exothermed to 50°C. The

25

reaction mixture was allowed to stir at ambient temperature overnight. The precipitate was isolated by filtration then slurried with methanol and filtered. The solid was dissolved in 10% sodium hydroxide. The solution was heated on a steam bath for 30 minutes, allowed to cool to ambient temperature then neutralized with 6N hydrochloric acid. The resulting precipitate was isolated by filtration, washed with water and dried to provide 64.5 g of 3-(5-methyl-1*H*-tetrazol-1-yl)pyridine-4-carboxylic acid as an off white solid, m.p. 214-215°C (decomposition).

#### Example 15

##### Compound of Formula XIX

##### **Ethyl 3-(5-Methyl-1*H*-tetrazol-1-yl)pyridine-4-carboxylate**

Dimethylformamide diethyl acetal (46 mL) was added to a suspension of 3-(5-methyl-1*H*-tetrazol-1-yl)pyridine-4-carboxylic acid (36 g) in dichloromethane (800 mL). The reaction mixture was stirred at ambient temperature overnight then washed six times with water (500 mL), dried over magnesium sulfated, and concentrated under vacuum. The residue was recrystallized from ethyl acetate/hexanes to provide 40 g of ethyl 3-(5-methyl-1*H*-tetrazol-1-yl)pyridine-4-carboxylate as a solid.

#### Example 16

##### Compound of Formula XX

##### **Tetrazolo[1,5-*a*][1,7]naphthyridin-5-ol hydrate**

Potassium ethoxide (20.2 g) was added to a mixture of ethyl 3-(5-methyl-1*H*-tetrazol-1-yl)pyridine-4-carboxylate (28 g) and dimethylformamide (280 mL). The reaction mixture was allowed to stir at ambient temperature overnight then poured into cold dilute acetic acid. The resulting precipitate was collected, washed with water and dried to provide 22.4 g of tetrazolo[1,5-*a*][1,7]naphthyridin-5-ol hydrate as a solid, m.p. 247-248°C (decomposition). Analysis: Calculated for C<sub>8</sub>H<sub>5</sub>N<sub>5</sub>O: %C, 46.83; %H, 3.44; %N, 34.13; Found: %C, 46.48; %H, 3.42; %N, 34.03.

## Example 17

## Compound of Formula XXI

**5-Chlorotetrazolo[1,5-*a*][1,7]naphthyridine**

5           A suspension of tetrazolo[1,5-*a*][1,7]naphthyridin-5-ol (3.5 g) in phosphorous oxychloride (15 mL) was heated at 90°C for 2 hours. The reaction mixture was concentrated under vacuum. The residue was poured into ice water, dichloromethane was added followed by the addition of 10% sodium hydroxide to neutral pH. The product was partitioned into dichloromethane. The dichloromethane layer was separated, dried over  
10       magnesium sulfate then concentrated under vacuum to provide 3.8 g of 5-chlorotetrazolo[1,5-*a*][1,7]naphthyridine as a solid, m.p. 176-177°C. Analysis: Calculated for C<sub>8</sub>H<sub>4</sub>ClN<sub>5</sub>: %C, 46.73; %H, 1.96; %N, 34.06; Found: %C, 46.80; %H, 2.16; %N, 34.45.

## Example 18

## Compound of Formula XXII

**N<sup>5</sup>-(2-Methylpropyl)tetrazolo[1,5-*a*][1,7]naphthyridin-5-amine**

15           A suspension of 5-chlorotetrazolo[1,5-*a*][1,7]naphthyridine (20 g) in isobutylamine (100 mL) was heated at reflux for several hours. The reaction mixture was concentrated  
20       under vacuum. The residue was taken up in dichloromethane, washed with water, dried over magnesium sulfate then concentrated under vacuum. The residue was recrystallized from toluene to give a material that was a mixture by thin layer chromatography. The material was purified by flash chromatography, silica gel eluting with dichloromethane, 5-  
25       20% ethyl acetate in dichloromethane, and 10% methanol in dichloromethane. The fractions with the slower moving material were concentrated to provide N<sup>5</sup>-(2-methylpropyl)tetrazolo[1,5-*a*][1,7]naphthyridin-5-amine as a solid, m.p. 220-221°C. Analysis: Calculated for C<sub>12</sub>H<sub>14</sub>N<sub>6</sub>: %C, 59.49; %H, 5.82; %N, 34.69; Found: %C, 59.35; %H, 5.89; %N, 34.88.

## Example 19

## Compound of Formula XXIII

**N<sup>5</sup>-(2-Methylpropyl)-4-nitrotetrazolo[1,5-*a*][1,7]naphthyridin-5-amine**

Nitric acid (2 equivalents of 16M) was added to a solution of N<sup>5</sup>-(2-methylpropyl)tetrazolo[1,5-*a*][1,7]naphthyridin-5-amine (2.0 g, 8.26 mmol) in acetic acid. The reaction mixture was heated on a steam bath for about an hour then concentrated under vacuum. The residue was poured into ice water and the resulting mixture was neutralized with sodium bicarbonate. The resulting precipitate was extracted with dichloromethane. The dichloromethane extracts were combined, washed with water, and dried over magnesium sulfate. Thin layer chromatography indicated a mixture so the material was filtered through a layer of silica gel eluting with 5% ethyl acetate in dichloromethane. The reaction was rerun on 4 g of starting material but using only one equivalent of nitric acid. The resulting material was also a mixture. The material from both reactions was combined then purified by flash chromatography eluting with mixtures of hexanes/ethyl acetate. The fractions containing the slower moving material were combined to provide about 0.3 g of N<sup>5</sup>-(2-methylpropyl)-4-nitrotetrazolo[1,5-*a*][1,7]naphthyridin-5-amine as a yellow solid, m.p. 173-174°C. Analysis: Calculated for C<sub>12</sub>H<sub>13</sub>N<sub>7</sub>O<sub>2</sub>: %C, 50.17; %H, 4.56; %N, 34.13; Found: %C, 49.85; %H, 4.53; %N, 34.26.

## Example 20

## Compound of Formula XXIV

**N<sup>5</sup>-(2-Methylpropyl)tetrazolo[1,5-*a*][1,7]naphthyridin-4,5-diamine**

N<sup>5</sup>-(2-Methylpropyl)-4-nitrotetrazolo[1,5-*a*][1,7]naphthyridin-5-amine (1.5 g, 5.22 mmol) was suspended in acetic acid (75 mL). An excess of sodium hydrogen sulfide was dissolved in a minimum of water and added to the suspension. The reaction mixture turned red and all of the material went into solution. The reaction mixture was extracted twice with dichloromethane (150 mL). The extracts were combined, washed with water, dried over magnesium sulfate, filtered and concentrated under vacuum to provide 1.22 g of N<sup>5</sup>-(2-methylpropyl)tetrazolo[1,5-*a*][1,7]naphthyridin-4,5-diamine as a light yellow solid, m.p. 203-204.5°C. Analysis: Calculated for: C<sub>12</sub>H<sub>15</sub>N<sub>7</sub>: %C, 56.02; %H, 5.88; %N, 38.11; Found: %C, 55.68; %H, 5.81; %N, 37.74.



## Example 21

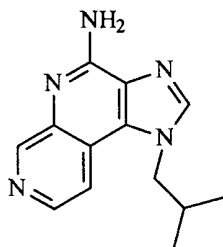
## Compound of Formula XXV

**1-(2-Methylpropyl)-1*H*-tetrazolo[1,5-*a*]imidazo[4,5-*c*][1,7]naphthyridine**

5  $N^5$ -(2-Methylpropyl)tetrazolo[1,5-*a*][1,7]naphthyridin-4,5-diamine (1.1 g, 4.3 mmol) was combined with diethoxymethylacetate (2 mL) and heated on a steam bath overnight. The reaction mixture was partitioned between dichloromethane and ammonium hydroxide. The dichloromethane layer was separated, washed with water, dried over magnesium sulfate and concentrated under vacuum. The residue was recrystallized from ethyl acetate/hexane to provide 0.85 g of 1-(2-methylpropyl)-1*H*-tetrazolo[1,5-  
10 *a*]imidazo[4,5-*c*][1,7]naphthyridine as a solid, m.p. 181-182.5°C. Analysis: Calculated for  $C_{13}H_{13}N_7$ : %C, 58.42; %H, 4.90; %N, 36.68; Found: %C, 58.87; %H, 5.04; %N, 36.13.

## Example 22

## Compound of Formula I

**1-(2-Methylpropyl)-1*H*-imidazo[4,5-*c*][1,7]naphthyridin-4-amine**Part A:

20 Triphenylphosphine (0.49 g, 1.8 mmol) was added to a suspension of 1-(2-methylpropyl)-1*H*-tetrazolo[1,5-*a*]imidazo[4,5-*c*][1,7]naphthyridine (0.24 g, 0.9 mmol) in dichlorobenzene (15 mL). The reaction mixture was heated at reflux overnight then concentrated under vacuum. The residue was slurried with hexane and the resulting solid 1-(2-methylpropyl)-N-triphenylphosphinyl-1*H*-imidazo[4,5-*c*][1,7]naphthyridin-4-amine  
25 was isolated by filtration.

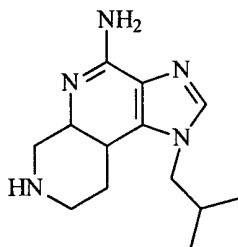
Part B:

The 1-(2-methylpropyl)-N-triphenylphosphinyl-1*H*-imidazo[4,5-*c*][1,7]naphthyridin-4-amine from Part A was dissolved in methanol (30 mL). Hydrochloric acid (3 mL of 3N) was added to the solution and the reaction mixture was heated at reflux overnight before being concentrated under vacuum to remove the methanol. The aqueous residue was neutralized with sodium bicarbonate then extracted with dichloromethane. The extract was dried over magnesium sulfate then concentrated under vacuum. The residue was purified by flash chromatography (silica gel eluting with 5-10% methanol in dichloromethane) to provide 0.15 g of 1-(2-methylpropyl)-1*H*-imidazo[4,5-*c*][1,7]naphthyridin-4-amine as a solid, m.p. 306-307°C. Analysis: Calculated for C<sub>13</sub>H<sub>15</sub>N<sub>5</sub>: %C, 64.71; %H, 6.27; %N, 29.02; Found: %C, 65.10; %H, 6.28; %N, 28.70.

## Example 23

## Compound of Formula II

**6,7,8,9-Tetrahydro-1-(2-methylpropyl)-  
1*H*-imidazo[4,5-*c*][1,7]naphthyridin-4-amine**



A catalytic amount of platinum oxide was added to a solution of 1-(2-methylpropyl)-1*H*-imidazo[4,5-*c*][1,7]naphthyridin-4-amine (0.4 g, 1.66 mol) in trifluoroacetic acid. The reaction mixture was reduced on a Parr apparatus at 50 psi (3.5 Kg/cm<sup>2</sup>) hydrogen pressure overnight. The reaction mixture was filtered and washed with methanol to remove the catalyst. The filtrate was concentrated under vacuum. The residue was combined with dichloromethane and aqueous sodium bicarbonate was added until the mixture was basic. The dichloromethane layer was separated. The aqueous layer was extracted five times with dichloromethane (100 mL). The dichloromethane extracts

were combined, dried over magnesium sulfate and concentrated under vacuum. The resulting residue was recrystallized from toluene to provide 0.34 g of 6,7,8,9-tetrahydro-1-(2-methylpropyl)-1*H*-imidazo[4,5-*c*][1,7]naphthyridin-4-amine as a solid, m.p. 220-223°C. Analysis: Calculated for C<sub>13</sub>H<sub>19</sub>N<sub>5</sub> + ¼ H<sub>2</sub>O: %C, 62.50 %H, 7.87; %N, 28.03; Found: %C, 62.50; %H, 7.72; %N, 27.46.

#### Example 24

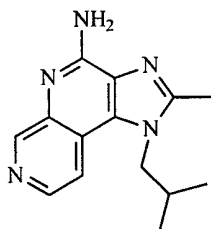
##### Compound of Formula XXV

##### **2-Methyl-1-(2-methylpropyl)-1*H*-tetrazolo[1,5-*a*]imidazo[4,5-*c*][1,7]naphthyridine**

Acetic anhydride (2-3 mL) was added to a solution of N-(2-methylpropyl)tetrazolo[1,5-*a*][1,7]naphthyridin-4,5-diamine (0.8 g, 3.1 mmole) in acetic acid. The reaction mixture was heated on a steam bath for several hours then concentrated under vacuum. The residue was partitioned between dichloromethane and water. The aqueous layer was made basic with 10% sodium hydroxide then the dichloromethane layer was separated, dried over magnesium sulfate and concentrated under vacuum. The residue was purified by flash chromatography (silica gel eluting with 2-5% methanol in dichloromethane) to provide 0.25 g of 2-methyl-1-(2-methylpropyl)-1*H*-tetrazolo[1,5-*a*]imidazo[4,5-*c*][1,7]naphthyridine as a solid, m.p. 157-158°C. Analysis: Calculated for C<sub>14</sub>H<sub>15</sub>N<sub>7</sub>: %C, 59.77; %H, 5.37; %N, 34.85; Found: %C, 59.64; %H, 5.48; %N, 34.98.

## Example 25

Compound of Formula I

**2-Methyl-1-(2-methylpropyl)-1*H*-imidazo[4,5-*c*][1,7]naphthyridin-4-amine**5 Part A:

Triphenylphosphine (2.5 g, 9.6 mmol) was added to a suspension of 2-methyl-1-(2-methylpropyl)-1*H*-tetrazolo[1,5-*a*]imidazo[4,5-*c*][1,7]naphthyridine (1 g, 4 mmol) in dichlorobenzene. The reaction mixture was heated at reflux overnight then concentrated under vacuum. The residue was slurried with hexane and the

resulting solid 2-methyl-1-(2-methylpropyl)-N-triphenylphosphinyl-1*H*-imidazo[4,5-*c*][1,7]naphthyridin-4-amine was isolated by filtration.

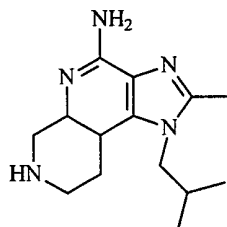
Part B:

The 2-methyl-1-(2-methylpropyl)-N-triphenylphosphinyl-1*H*-imidazo[4,5-*c*][1,7]naphthyridin-4-amine from Part A was dissolved in methanol (100 mL). Hydrochloric acid (10 mL of 3N) was added to the solution and the reaction mixture was heated at reflux overnight before being concentrated under vacuum to remove the methanol. The residue was purified by flash chromatography (silica gel eluting with dichloromethane and gradually increasing the polarity to 5% methanol in dichloromethane) to provide 2-methyl-1-(2-methylpropyl)-1*H*-imidazo[4,5-*c*][1,7]naphthyridin-4-amine as a solid, m.p. 322-324°C. Analysis: Calculated for C<sub>14</sub>H<sub>17</sub>N<sub>5</sub>: %C, 65.86; %H, 6.71; %N, 27.43; Found: %C, 65.81; %H, 6.64; %N, 27.41.

Example 26

Compound of Formula II

**6,7,8,9-Tetrahydro-2-methyl-1-(2-methylpropyl)-  
1*H*-imidazo[4,5-*c*][1,7]naphthyridin-4-amine**



A catalytic amount of platinum oxide was added to a solution of 2-methyl-1-(2-methylpropyl)-1*H*-imidazo[4,5-*c*][1,7]naphthyridin-4-amine (0.1 g, 0.4 mol) in trifluoroacetic acid. The reaction mixture was reduced on a Parr apparatus at 50 psi (3.5 Kg/cm<sup>2</sup>) hydrogen pressure overnight. The reaction mixture was filtered and washed with methanol to remove the catalyst, and the filtrate was concentrated under vacuum. The residue was combined with dichloromethane and aqueous sodium bicarbonate was added until the mixture was basic. The dichloromethane layer was separated, and the aqueous layer was extracted three times with dichloromethane (100 mL). The combined dichloromethane extracts were dried over magnesium sulfate and concentrated under

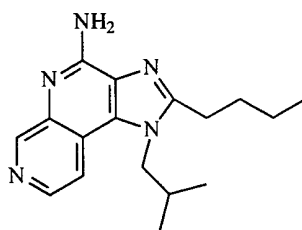
vacuum. The resulting residue was recrystallized from toluene to provide 6,7,8,9-tetrahydro-2-methyl-1-(2-methylpropyl)-1*H*-imidazo[4,5-*c*][1,7]naphthyridin-4-amine as a solid, m.p. 226-230°C. Analysis: Calculated for C<sub>14</sub>H<sub>21</sub>N<sub>5</sub> + 1.75 H<sub>2</sub>O: %C, 57.81; %H, 8.49; %N, 24.07; Found: %C, 57.89; %H, 8.04; %N, 23.45.

5

### Example 27

#### Compound of Formula I

#### 2-Butyl-1-(2-methylpropyl)-1*H*-imidazo[4,5-*c*][1,7]naphthyridin-4-amine



10

#### Part A:

Valeryl chloride (0.76 mL, 6.4 mmol) was added to a solution of N<sup>5</sup>-(2-methylpropyl)tetrazolo[1,5-*a*][1,7]naphthyridin-4,5-diamine (1.5 g, 5.8 mmol) in acetonitrile (15 mL). The reaction mixture was allowed to stir at ambient temperature for several hours. The resulting precipitate was isolated by filtration. Thin layer chromatography indicated that the material contained two components. The solid was dissolved in acetic acid and heated at reflux overnight. The reaction mixture was concentrated under vacuum, and the residue extracted with dichloromethane. The dichloromethane extract was washed with water, dried over magnesium sulfate and concentrated under vacuum to provide a mixture of 2-butyl-1-(2-methylpropyl)-1*H*-tetrazolo[1,5-*a*]imidazo[4,5-*c*][1,7]naphthyridine and the acylated, but uncyclized intermediate.

15

20

#### Part B:

Triphenylphosphine (2.4 g) was added to a suspension of the material from Part A in dichlorobenzene. The reaction mixture was heated at reflux overnight then concentrated under vacuum. The residue was slurried with hexane and the resulting

25

solid 2-butyl-1-(2-methylpropyl)-N-triphenylphosphinyl-1*H*-imidazo[4,5-*c*][1,7]naphthyridin-4-amine was isolated by filtration.

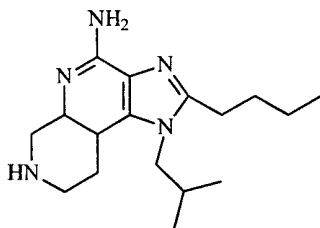
Part C:

The 2-butyl-1-(2-methylpropyl)-N-triphenylphosphinyl-1*H*-imidazo[4,5-*c*][1,7]naphthyridin-4-amine from Part B was dissolved in methanol. Hydrochloric acid (3N) was added to the solution and the reaction mixture was heated at reflux overnight before being concentrated under vacuum to remove the methanol. The aqueous residue was mixed with dichloromethane then neutralized with aqueous sodium bicarbonate. The dichloromethane layer was separated, dried over magnesium sulfate and concentrated under vacuum. The residue was purified by flash chromatography (silica gel eluting with dichloromethane and gradually increasing the polarity to 5% methanol in dichloromethane) to provide 2-butyl-1-(2-methylpropyl)-1*H*-imidazo[4,5-*c*][1,7]naphthyridin-4-amine as a solid, m.p 213-214°C. Analysis: Calculated for C<sub>17</sub>H<sub>23</sub>N<sub>5</sub>: %C, 68.66; %H, 7.80; %N, 23.55; Found: %C, 68.26; %H, 7.69; %N, 23.41.

Example 28

Compound of Formula II

**2-Butyl-6,7,8,9-tetrahydro -1-(2-methylpropyl)-  
1*H*-imidazo[4,5-*c*][1,7]naphthyridin-4-amine**



A catalytic amount of platinum oxide was added to a solution of 2-butyl -1-(2-methylpropyl)-1*H*-imidazo[4,5-*c*][1,7]naphthyridin-4-amine (0.5g, 1.68 mol)) in trifluoroacetic acid (20 mL). The reaction mixture was reduced on a Parr apparatus at 50 psi (3.5 Kg/cm<sup>2</sup>) hydrogen pressure overnight. The reaction mixture was filtered and washed with methanol to remove the catalyst. The filtrate was concentrated under vacuum. The residue was combined with dichloromethane and aqueous sodium

bicarbonate was added until the mixture was basic. The dichloromethane layer was separated. The aqueous layer was extracted three times with dichloromethane (100 mL). The dichloromethane extracts were combined, dried over magnesium sulfate and concentrated under vacuum. The resulting residue was recrystallized from toluene then  
5 purified by flash chromatography (silica gel eluting with 20% methanol in dichloromethane with a trace of ammonium hydroxide) to provide 6,7,8,9-tetrahydro-2-butyl-1-(2-methylpropyl)-1*H*-imidazo[4,5-*c*][1,7]naphthyridin-4-amine as a solid, m.p. 164-166°C. Analysis: Calculated for C<sub>17</sub>H<sub>27</sub>N<sub>5</sub> + 0.5 H<sub>2</sub>O: %C, 65.77; %H, 9.09; %N, 22.56; Found: %C, 65.99; %H, 8.71; %N, 22.23.

10

## Example 29

## Compound of Formula XXXI

**N<sup>4</sup>-(2-Methylpropyl)-3-nitro[1,5]naphthyridin-4-amine**

Phosphorous oxychloride (0.6 mL, 6.44 mmol) was reacted with N,N-  
15 dimethylformamide then added to a solution of 3-nitro[1,5]naphthyridin-4-ol (1.0 g, 5.23 mmol) in N,N-dimethylformamide (20 mL). The reaction mixture was warmed using a jacketed flask with refluxing acetone as a heat source. After 3 hours the reaction mixture was poured into ice water, isobutylamine (2.0 mL, 20.1 mmol) was added and the mixture was heated on a steam bath. After several hours the reaction mixture was cooled to  
20 ambient temperature, filtered and washed with water. The aqueous layer was extracted with dichloromethane. The dichloromethane extract was washed with aqueous sodium bicarbonate, washed with water, dried over magnesium filtrate then loaded onto a layer of silica gel. The silica gel was eluted initially with dichloromethane to remove an impurity then with 5% methanol in dichloromethane to recover the product. The eluant was  
25 concentrated to dryness to provide N<sup>4</sup>-(2-methylpropyl)-3-nitro[1,5]naphthyridin-4-amine as a solid, m.p. 97-99°C.



## Example 30

## Compound of Formula XXXIII

**1-(2-Methylpropyl)-1*H*-imidazo[4,5-*c*][1,5]naphthyridine**5 Part A:

A catalytic amount of 5% platinum on carbon was added to a solution of N<sup>4</sup>-(2-methylpropyl)-3-nitro[1,5]naphthyridin-4-amine (1.0 g, 4.1 mmol) in ethyl acetate (50 mL). The reaction mixture was reduced on a Parr apparatus at 50 psi (3.5 Kg/cm<sup>2</sup>) hydrogen for four hours. The reaction mixture was filtered to remove the catalyst and the  
10 filtrate was concentrated under vacuum to provide N<sup>4</sup>-(2-methylpropyl)[1,5]naphthyridin-3,4-diamine as a crude solid.

Part B:

The crude solid from Part A was combined with diethoxymethylacetate (2 mL) then heated on a steam bath overnight. The reaction mixture was taken up in  
15 dichloromethane, washed with water, dried over magnesium sulfate then filtered through a layer of silica gel. The silica gel was eluted with dichloromethane to remove excess diethoxymethylacetate then with 5% methanol in dichloromethane to recover the product. The eluant was concentrated to provide an oil which was purified by flash chromatography (silica gel eluting with 50% ethyl acetate/hexane then with ethyl acetate) to provide 0.25 g  
20 of 1-(2-methylpropyl)-1*H*-imidazo[4,5-*c*][1,5]naphthyridine as a solid m.p. 82-84°C. Analysis: Calculated for C<sub>13</sub>H<sub>14</sub>N<sub>4</sub>: %C, 69.00; %H, 6.24; %N, 24.76; Found: %C, 68.79; %H, 6.44; %N, 24.73.

## Example 31

25

## Compound of Formula XXXIV

**1-(2-Methylpropyl)-1*H*-imidazo[4,5-*c*][1,5]naphthyridine-5*N*-oxide**

3-Chloroperoxybenzoic acid (3.7 g of 50%) was added in small portions over a period of 30 minutes to a solution of 1-(2-methylpropyl)-1*H*-imidazo[4,5-*c*][1,5]naphthyridine (1.5 g) in chloroform at ambient temperature. After 3 hours the  
30 reaction mixture was diluted with chloroform, washed twice with 2.0 M sodium hydroxide and once with water, dried over magnesium sulfate then concentrated under vacuum. The residue was recrystallized from ethyl acetate/hexane to provide 1.2 g of 1-(2-

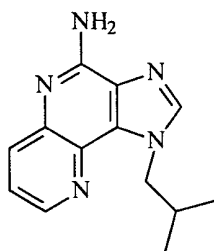
methylpropyl)-*1H*-imidazo[4,5-*c*][1,5]naphthyridine-5N-oxide as a solid, m.p. 183-185°C.

Analysis: Calculated for C<sub>13</sub>H<sub>14</sub>N<sub>4</sub>O: %C, 64.45; %H, 5.82; %N, 23.12; Found: %C, 64.15; %H, 5.92; %N, 23.02.

5

## Example 32

## Compound of Formula I

**1-(2-Methylpropyl)-*1H*-imidazo[4,5-*c*][1,5]naphthyridin-4-amine**

10

Ammonium hydroxide (10 mL) was added to a solution of 1-(2-methylpropyl)-*1H*-imidazo[4,5-*c*][1,5]naphthyridine-5N-oxide (0.6 g) in dichloromethane (30mL). The reaction mixture was cooled in an ice bath then tosyl chloride (0.5 g) in dichloromethane was added while the reaction was being rapidly stirred. The reaction mixture was stirred at ambient temperature overnight. The dichloromethane layer was separated, washed with aqueous sodium bicarbonate, dried over magnesium sulfate then concentrated under vacuum. The residue was recrystallized from ethyl acetate/hexane to provide 0.2 g of 1-(2-methylpropyl)-*1H*-imidazo[4,5-*c*][1,5]naphthyridin-4-amine as a solid, m.p. 230-231.5°C. Analysis: Calculated for C<sub>13</sub>H<sub>15</sub>N<sub>5</sub>: %C, 64.71; %H, 6.27; %N, 29.02; Found: %C, 64.70; %H, 6.01; %N, 29.08.

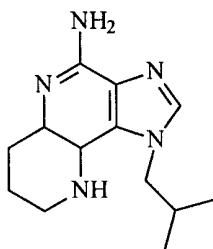
15

## Example 33

## Compound of Formula II

## 6,7,8,9-Tetrahydro-1-(2-methylpropyl)-

5

*1H*-imidazo[4,5-*c*][1,5]naphthyridin-4-amine

A catalytic amount of platinum oxide was added to a solution of 1-(2-methylpropyl)-*1H*-imidazo[4,5-*c*][1,5]naphthyridin-4-amine (0.46 g) in trifluoroacetic acid (10 mL). The reaction mixture was reduced on a Parr apparatus under 45 psi (3.15 Kg/cm<sup>2</sup>) hydrogen pressure for 4 hours. The reaction mixture was filtered to remove the catalyst and the filtrate was concentrated under vacuum. The residue was combined with aqueous sodium bicarbonate then a small amount of 10% sodium hydroxide was added.

The resulting precipitate was extracted with dichloromethane. The dichloromethane extract was dried over magnesium sulfate then concentrated under vacuum. The residue was purified by flash chromatography (silica gel eluting with 5% methanol in dichloromethane containing 0.5% ammonium hydroxide). The eluant was concentrated under vacuum. The residue was recrystallized from ethyl acetate to provide 6,7,8,9-tetrahydro-1-(2-methylpropyl)-*1H*-imidazo[4,5-*c*][1,5]naphthyridin-4-amine as a solid, m.p. 222-226°C. Analysis: Calculated for C<sub>13</sub>H<sub>19</sub>N<sub>5</sub>: %C, 63.65; %H, 7.81; %N, 28.55; Found: %C, 63.07; %H, 7.51; %N, 28.00.

## Example 34

## Compound of Formula XXXIII

**2-Methyl-1-(2-methylpropyl)-1*H*-imidazo[4,5-*c*][1,5]naphthyridine**5 Part A:

Magnesium sulfate (3 g) and a catalytic amount of 5% platinum on carbon were added to a solution of N<sup>4</sup>-(2-methylpropyl)-3-nitro[1,5]naphthyridin-4-amine (4.0 g, 16.2 mmol) in ethyl acetate (250 mL). The reaction mixture was reduced on a Parr apparatus at 50 psi (3.5 Kg/cm<sup>2</sup>) hydrogen for four hours. The reaction mixture was filtered to remove  
10 the catalyst and the filtrate was concentrated under vacuum to provide N<sup>4</sup>-(2-methylpropyl)[1,5]naphthyridin-3,4-diamine as a crude solid.

Part B:

The crude solid from Part A was taken up in acetic acid, combined with acetic anhydride then heated at reflux overnight. The reaction mixture was concentrated under  
15 vacuum. The resulting residue was combined with methanol to decompose excess acetic anhydride then concentrated under vacuum. The resulting residue was combined with cyclohexane then concentrated under vacuum to remove the acetic acid. The resulting residue was recrystallized from hexanes to provide 2.2 g of 2-methyl-1-(2-methylpropyl)-1*H*-imidazo[4,5-*c*][1,5]naphthyridine as off-white needles, m.p. 118-119°C. Analysis:  
20 Calculated for C<sub>14</sub>H<sub>16</sub>N<sub>4</sub>: %C, 69.97; %H, 6.71; %N, 23.31; Found: %C, 69.24; %H, 6.67; %N, 23.23.

## Example 35

## Compound of Formula XXXIV

25 **2-Methyl-1-(2-methylpropyl)-1*H*-imidazo[4,5-*c*][1,5]naphthyridine-5*N*-oxide**

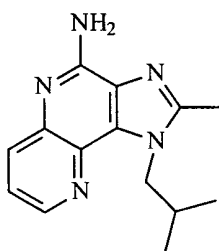
3-Chloroperoxybenzoic acid (4.5 g of 50%, 13.1 mmol) was added in small portions over a period of 30 minutes to a solution of 2-methyl-1-(2-methylpropyl)-1*H*-imidazo[4,5-*c*][1,5]naphthyridine (2.1 g, 8.7 mmole) in chloroform at ambient  
30 temperature. After 3 hours the reaction mixture was diluted with chloroform, washed twice with 2.0 M sodium hydroxide, once with water, and once with brine, dried over magnesium sulfate then concentrated under vacuum. The residue was purified by flash chromatography (silica gel eluting with 5% methanol in dichloromethane) to provide 2-

methyl-1-(2-methylpropyl)-1*H*-imidazo[4,5-*c*][1,5]naphthyridine-5*N*-oxide as a solid, m.p. 228-230°C. Analysis: Calculated for C<sub>14</sub>H<sub>16</sub>N<sub>4</sub>O: %C, 65.61; %H, 6.29; %N, 21.86; Found: %C, 65.73; %H, 6.31; %N, 21.95.

5

## Example 36

Compound of Formula I

**2-Methyl-1-(2-methylpropyl)-1*H*-imidazo[4,5-*c*][1,5]naphthyridin-4-amine**

10

Ammonium hydroxide (10 mL) was added to a solution of 2-methyl-1-(2-methylpropyl)-1*H*-imidazo[4,5-*c*][1,5]naphthyridine-5*N*-oxide (1.1 g, 4.29 mmol) in dichloromethane (50mL). The reaction mixture was cooled in an ice bath then tosyl chloride (0.82 g, 4.29 mmol) in dichloromethane was added. The reaction was warmed to about 30°C while being rapidly stirred. The reaction mixture was stirred at ambient temperature overnight. The dichloromethane layer was separated, washed with 10% sodium hydroxide, water and brine, dried over magnesium sulfate then concentrated under vacuum. The residue was recrystallized from ethyl acetate to provide 0.8 g of 2-methyl-1-(2-methylpropyl)-1*H*-imidazo[4,5-*c*][1,5]naphthyridin-4-amine as a solid, m.p. 228-230°C. Analysis: Calculated for C<sub>14</sub>H<sub>17</sub>N<sub>5</sub>: %C, 65.86; %H, 6.71; %N, 27.43; Found: %C, 65.65; %H, 6.69; %N, 27.59.

20

## Example 37

## Compound of Formula XXXIII

**2- Butyl-1-(2-methylpropyl)-1*H*-imidazo[4,5-*c*][1,5]naphthyridine**Part A:

Magnesium sulfate (3 g) and a catalytic amount of 5% platinum on carbon were added to a solution of N<sup>4</sup>-(2-methylpropyl)-3-nitro[1,5]naphthyridin-4-amine (3.0 g, 12.2 mmol) in ethyl acetate (150 mL). The reaction mixture was reduced on a Parr apparatus at 50 psi (3.5 Kg/cm<sup>2</sup>) hydrogen for four hours. The reaction mixture was filtered to remove the catalyst and the filtrate was concentrated under vacuum to provide N<sup>4</sup>-(2-methylpropyl)[1,5]naphthyridin-3,4-diamine as a crude solid.

Part B:

The crude solid from Part A was taken up in acetonitrile then combined with valeryl chloride (1.5 mL, 12.2 mmol). The mixture was stirred at ambient temperature for 30 minutes. The resulting precipitate was isolated by filtration, washed with a small amount of acetonitrile and air dried to provide 2.75 g of N-(4-(2-methylpropylamino)[1,5]naphthyridin-3-yl)valeramide hydrochloride as a solid.

Part C:

The solid from Part B was suspended in acetic acid and heated at reflux overnight. The reaction mixture was concentrated under vacuum and the resulting residue was partitioned between dichloromethane and aqueous sodium bicarbonate. The dichloromethane layer was separated, dried over magnesium sulfate and concentrated under vacuum to provide 2.3 g of 2-butyl-1-(2-methylpropyl)-1*H*-imidazo[4,5-*c*][1,5]naphthyridine as an oil.

## Example 38

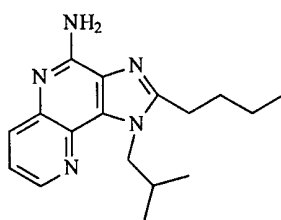
## Compound of Formula XXXIV

**2-Butyl-1-(2-methylpropyl)-1H-imidazo[4,5-c][1,5]naphthyridine-5N-oxide**

5        3-Chloroperoxybenzoic acid (5.3 g of 50%, 15.2 mmol) was added in small portions over a period of 30 minutes to a solution of 2-butyl-1-(2-methylpropyl)-1H-imidazo[4,5-c][1,5]naphthyridine (2.3 g, 10.2 mmole) in chloroform at ambient temperature. After 3 hours the reaction mixture was diluted with chloroform, washed twice with 2.0 M sodium hydroxide, once with water, and once with brine, dried over  
10        magnesium sulfate then concentrated under vacuum. The residue was purified by flash chromatography (silica gel eluting with 5% methanol in dichloromethane) to provide 2-butyl-1-(2-methylpropyl)-1H-imidazo[4,5-c][1,5]naphthyridine-5N-oxide. Analysis: Calculated for C<sub>17</sub>H<sub>22</sub>N<sub>4</sub>O: %C, 68.43; %H, 7.43; %N, 18.78; Found: %C, 67.67; %H, 6.73; %N, 18.13

## Example 39

## Compound of Formula I

**2-Butyl-1-(2-methylpropyl)-1H-imidazo[4,5-c][1,5]naphthyridin-4-amine**

20        Ammonium hydroxide (25 mL) was added to a solution of 2-butyl-1-(2-methylpropyl)-1H-imidazo[4,5-c][1,5]naphthyridine-5N-oxide (2.0 g, 6.7 mmol) in dichloromethane (100mL). The reaction mixture was cooled in an ice bath then tosyl  
25        chloride (1.3 g, 6.7 mmol) in dichloromethane was added. The reaction was warmed to about 30°C while being rapidly stirred. The reaction mixture was stirred at ambient temperature overnight. The dichloromethane layer was separated, washed with 10% sodium hydroxide, water and brine, dried over magnesium sulfate then concentrated under

vacuum. The residue was recrystallized from hexane to provide 1.55 g of 2-butyl-1-(2-methylpropyl)-1*H*-imidazo[4,5-*c*][1,5]naphthyridin-4-amine as a solid, m.p. 115-116°C. Analysis: Calculated for C<sub>17</sub>H<sub>23</sub>N<sub>5</sub>: %C, 68.66; %H, 7.80; %N, 23.55; Found: %C, 69.52; %H, 7.72; %N, 21.72

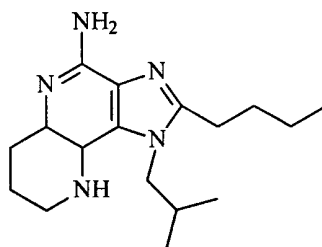
5

## Example 40

## Compound of Formula II

**6,7,8,9-Tetrahydro-2-butyl-1-(2-methylpropyl)-  
1*H*-imidazo[4,5-*c*][1,5]naphthyridin-4-amine**

10



A catalytic amount of platinum oxide was added to a solution of 2-butyl-1-(2-methylpropyl)-1*H*-imidazo[4,5-*c*][1,5]naphthyridin-4-amine (0.5 g) in trifluoroacetic acid (15 mL). The reaction mixture was reduced on a Parr apparatus under 50 psi (3.5 Kg/cm<sup>2</sup>) hydrogen pressure overnight. The reaction mixture was filtered to remove the catalyst and the filtrate was concentrated under vacuum. The residue was combined with aqueous sodium bicarbonate then a small amount of 10% sodium hydroxide was added. The resulting precipitate was extracted with dichloromethane. The dichloromethane extract was dried over magnesium sulfate then concentrated under vacuum. The residue was purified by flash chromatography (silica gel eluting with 1-5% methanol in dichloromethane containing 0.5% ammonium hydroxide). The eluant was concentrated under vacuum. The residue was recrystallized from hexane/ethyl acetate to provide 6,7,8,9-tetrahydro-2-butyl-1-(2-methylpropyl)-1*H*-imidazo[4,5-*c*][1,5]naphthyridin-4-amine as a solid, m.p. 143-147°C. Analysis: Calculated for C<sub>17</sub>H<sub>27</sub>N<sub>5</sub>: %C, 67.74; %H, 9.03; %N, 23.23; Found: %C, 61.90; %H, 7.51; %N, 19.91.

20

25



## Example 41

## Compound of Formula XXXI

**1,1-Dimethylethyl****N-{4-[(3-Nitro[1,5]naphthyridin-4-yl)amino]butyl}carbamate**

Phosphorus oxychloride (4 mL, 0.31 mole) was combined with N,N-dimethylformamide (100 mL) while cooling in an ice bath. The resulting mixture was added to a solution of 3-nitro[1,5]naphthyridin-4-ol (50 g, 0.26 mole) in N,N-dimethylformamide (500 mL). The reaction mixture was stirred at ambient temperature for 6 hours. The reaction mixture was poured into ice water and then extracted with dichloromethane (1800 mL). The organic layer was separated and then combined with triethylamine (45 mL). *Tert*-butyl N-(4-aminobutyl)carbamate was added and the reaction mixture was stirred overnight. The reaction mixture was concentrated under vacuum and the residue was treated with water (~1500 mL). The resulting solid was isolated by filtration, washed with water and dried to provide 76 g of 1,1-dimethylethyl N-{4-[(3-nitro[1,5]naphthyridin-4-yl)amino]butyl}carbamate as a solid. A small sample was recrystallized from isopropyl alcohol to provide a pure sample, m.p. 137-138°C. Analysis: Calculated for C<sub>17</sub>H<sub>23</sub>N<sub>5</sub>O<sub>4</sub>: %C, 56.50; %H, 6.41; %N, 19.38; Found: %C, 56.26; %H, 6.30; %N, 19.53.

## Example 42

## Compound of Formula XXXII

**1,1-Dimethylethyl****N-{4-[(3-Amino[1,5]naphthyridin-4-yl)amino]butyl}carbamate**

1,1-Dimethylethyl N-{4-[(3-nitro[1,5]naphthyridin-4-yl)amino]butyl}carbamate (42.7 g, 0.12 mole), platinum on carbon (2 g) and ethyl acetate (500 mL) were combined and then hydrogenated on a Parr apparatus at 30 psi (2.1 Kg/cm<sup>2</sup>) hydrogen pressure for 1 hour. The catalyst was removed by filtration and rinsed with ethyl acetate. The filtrate was concentrated under vacuum to provide 1,1-dimethylethyl N-{4-[(3-amino[1,5]naphthyridin-4-yl)amino]butyl}carbamate as a bright yellow-orange solid.

## Example 43

## Compound of Formula XXXIII

**1,1-Dimethylethyl****5 N-[4-(2-Butyl-1*H*-imidazo[4,5-*c*][1,5]naphthyridin-1-yl)butyl]carbamate**

Freshly distilled trimethyl orthovalerate (41 mL, 0.24 mole) was added to a mixture of 1,1-dimethylethyl N-{4-[(3-amino[1,5]naphthyridin-4-yl)amino]butyl} carbamate (39 g, 0.12 mole) in warm xylene (500 mL). The reaction mixture was heated at reflux overnight. Thin layer chromatography showed that at least half of the starting material was still present. p-Toluenesulfonic anhydride monohydrate (6 g) was added. After a short time thin layer chromatography showed that the reaction was complete. The reaction mixture was allowed to cool to ambient temperature and then it was diluted with ethyl acetate and washed with aqueous sodium bicarbonate. The organic layer was concentrated under vacuum to provide an oily residue. The residue was triturated with hexane to provide a dark pink solid. This solid was recrystallized from acetonitrile to provide 1,1-dimethylethyl N-[4-(2-butyl-1*H*-imidazo[4,5-*c*][1,5]naphthyridin-1-yl)butyl]carbamate as a pale peach solid, m.p. 96.0-98.0°C. Analysis: Calculated for C<sub>22</sub>H<sub>31</sub>N<sub>5</sub>O<sub>2</sub>: %C, 66.47; %H, 7.86; %N, 17.62; Found: %C, 66.29; %H, 7.78; %N, 17.76.

20

## Example 44

## Compound of Formula XXXIV

**1-{4-[(1,1-Dimethylethylcarbonyl)amino]butyl}-2-butyl-1*H*-imidazo[4,5-*c*][1,5]naphthyridine-5*N*-oxide**

25 3-Chloroperbenzoic acid (1 eq at 57%) was added in portions to a solution of 1,1-dimethylethyl N-[4-(2-butyl-1*H*-imidazo[4,5-*c*][1,5]naphthyridin-1-yl)butyl]carbamate in chloroform (50 mL). The reaction mixture was allowed to stir at ambient temperature for 2 hours at which time thin layer chromatography showed that no starting material remained. The reaction mixture was diluted with dichloromethane and then washed twice with 1M sodium hydroxide. The organic layer was dried over anhydrous magnesium sulfate and then concentrated under vacuum to provide 1-{4-[(1,1-

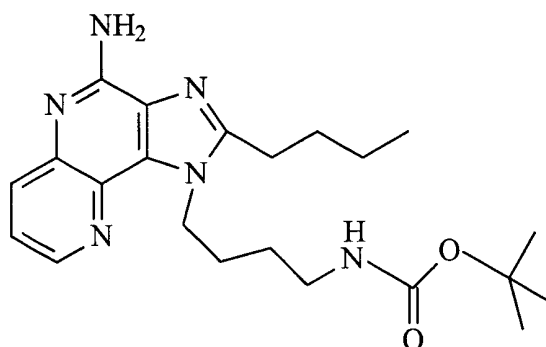
30

dimethylethylcarbonyl)amino]butyl}-2-butyl-1*H*-imidazo[4,5-*c*][1,5]naphthyridine-5*N*-oxide as an orange oil which solidified on standing.

#### Example 45

#### Compound of Formula I

#### 1,1-Dimethylethyl N-[4-(4-Amino-2-butyl-1*H*-imidazo[4,5-*c*][1,5]naphthyridin-1-yl)butyl]carbamate



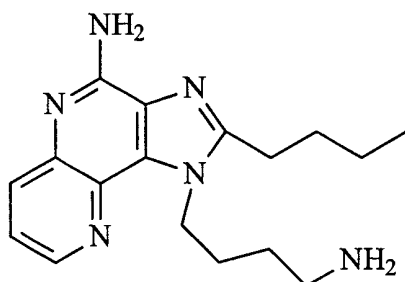
Ammonium hydroxide (20 mL) was added to a solution of 1-{4-[(1,1-dimethylethylcarbonyl)amino]butyl}-2-butyl-1*H*-imidazo[4,5-*c*][1,5]naphthyridine-5*N*-oxide (19.4 g) in chloroform. Tosyl chloride (9 g) was slowly added. Thin layer chromatography indicated that the reaction was proceeding slowly. Additional tosyl chloride was added twice. After thin layer chromatography indicated that the reaction was complete, the layers were separated. The organic layer was washed with dilute aqueous sodium carbonate, dried over magnesium sulfate and then concentrated under vacuum. The residue was covered with methyl acetate (10 mL), hexane (5 mL) was added and the mixture was allowed to stand overnight. The resulting crystalline solid was isolated by filtration, washed with hexane and then dried to provide 15.1 g of 1,1-dimethylethyl N-[4-(4-amino-2-butyl-1*H*-imidazo[4,5-*c*][1,5]naphthyridin-1-yl)butyl]carbamate, m.p. 148.5-149.5°C. Analysis: Calculated for C<sub>22</sub>H<sub>32</sub>N<sub>6</sub>O<sub>2</sub>: %C, 64.05; %H, 7.82; %N, 20.37; Found: %C, 64.15; %H, 7.82; %N, 20.55.

## Example 46

## Compound of Formula I

**4-(4-Amino-2-butyl-1*H*-imidazo[4,5-*c*][1,5]naphthyridin-1-yl)butaneamine**

5



10

A suspension of 1,1-dimethylethyl N-[4-(4-amino-2-butyl-1*H*-imidazo[4,5-*c*][1,5]naphthyridin-1-yl)butyl]carbamate (13.8g) in 1N hydrochloric acid (140 mL) was heated on a steam bath for 1.5 hours. The reaction mixture was allowed to cool to ambient temperature and then it was made basic (pH>11) with 50% sodium hydroxide. The resulting precipitate was isolated by filtration, washed with water and then dried to provide 9.5g of 4-(4-amino-2-butyl-1*H*-imidazo[4,5-*c*][1,5]naphthyridin-1-yl)butaneamine as a white solid, m.p. 212-213°C. Analysis: Calculated for C<sub>17</sub>H<sub>24</sub>N<sub>6</sub>: %C, 65.36; %H, 7.74; %N, 26.90; Found: %C, 65.16; %H, 7.65; %N, 27.29.

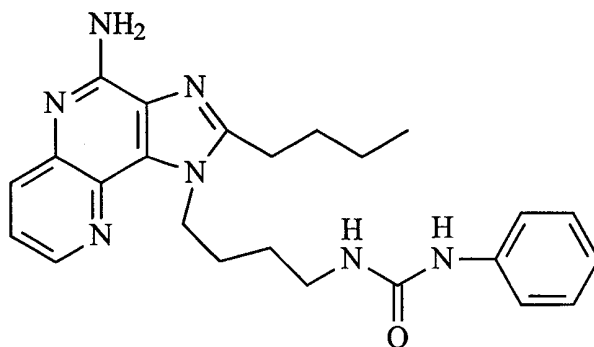
15

## Example 47

## Compound of Formula I

**N-[4-(4-Amino-2-butyl-1*H*-imidazo[4,5-*c*][1,5]naphthyridin-1-yl)butyl]-  
N'-phenylurea**

20



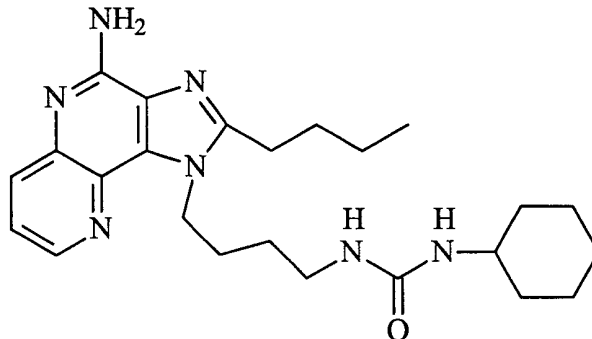
Under a nitrogen atmosphere, phenyl isocyanate (52  $\mu$ L, 0.48 mmol) was added to a suspension of 4-(4-amino-2-butyl-1*H*-imidazo[4,5-*c*][1,5]naphthyridin-1-yl)butaneamine

(0.15 g, 0.48 mmole) in anhydrous tetrahydrofuran (60 mL). The reaction mixture was stirred for 20 minutes at which time it had turned homogeneous and thin layer chromatography indicated no starting material remained. Aminomethyl resin (280 mg of 1% cross linked, 100-200 mesh available from BACHEM, Torrance, California) was added and the reaction mixture was allowed to stir for 0.5 hr. Silica gel (0.4 g) was added and the mixture was concentrated under vacuum to provide a solid. The solid was purified by flash chromatography eluting with 95/5 dichloromethane/methanol to give a white solid which was dried under vacuum at 60°C to provide 0.12 g of N-[4-(4-amino-2-butyl-1H-imidazo[4,5-c][1,5]naphthyridin-1-yl)butyl]-N'-phenylurea. Analysis: Calculated for  $C_{24}H_{29}N_7O + 1/5 H_2O$ : %C, 66.25; %H, 6.81; %N, 22.53; Found: %C, 66.27; %H, 6.63; %N, 22.83

## Example 48

## Compound of Formula I

N-[4-(4-Amino-2-butyl-1H-imidazo[4,5-c][1,5]naphthyridin-1-yl)butyl]-N'-cyclohexylurea



Using the general method of Example 47, cyclohexyl isocyanate (61  $\mu$ L, 0.48 mmol) was reacted with 4-(4-amino-2-butyl-1H-imidazo[4,5-c][1,5]naphthyridin-1-yl)butaneamine (0.15 g, 0.48 mmole) to provide 0.14 g of N-[4-(4-amino-2-butyl-1H-imidazo[4,5-c][1,5]naphthyridin-1-yl)butyl]-N'-cyclohexylurea as a white solid.

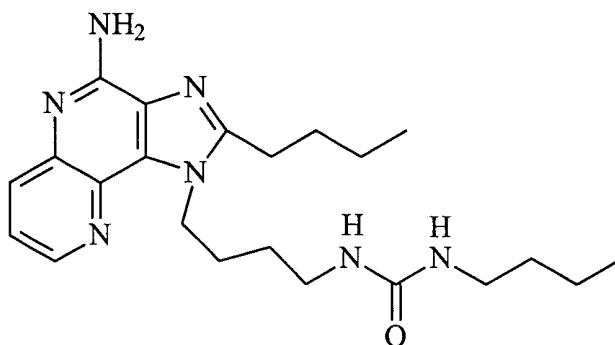
Analysis: Calculated for  $C_{24}H_{35}N_7O$ : %C, 65.88; %H, 8.06; %N, 22.41.  $^1H$  NMR (300 MHz,  $CDCl_3$ )  $\delta$  8.60 (dd,  $J = 4.4, 1.4$  Hz, 1 H), 8.08 (d,  $J = 8.5$  Hz, 1 H), 7.44 (dd,  $J = 8.5, 4.4$  Hz, 1 H), 5.55 (br s, 2 H), 4.92 (t,  $J = 5.8$  Hz, 1 H), 4.82 (apparent t,  $J = 7.8$  Hz, 2 H), 4.13 (d,  $J = 8.6$  Hz, 1 H), 3.48 (m, 1 H), 3.35 (apparent q,  $J = 6.4$  Hz, 2 H), 2.93 (apparent t,  $J = 7.8$  Hz, 2 H), 1.80-2.05 (m, 4 H), 1.45-1.75 (m, 6 H), 1.2-1.4 (m, 2 H), 1.0-1.2 (m, 2

H), 1.03 (t, 7.4 Hz, 3 H); HRMS (EI) calcd for  $C_{24}H_{35}N_7O$  ( $M^+$ ) 437.2903, found 437.2903.

## Example 49

Compound of Formula I

**N-[4-(4-Amino-2-butyl-1*H*-imidazo[4,5-*c*][1,5]naphthyridin-1-yl)butyl]-  
N'-butylurea**

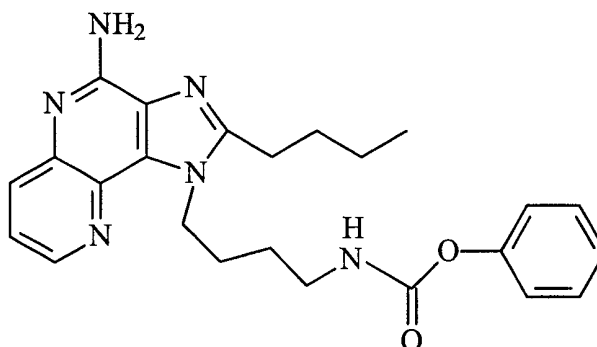


Using the general method of Example 47, butyl isocyanate (54  $\mu$ L, 0.48 mmol) was reacted with 4-(4-amino-2-butyl-1*H*-imidazo[4,5-*c*][1,5]naphthyridin-1-yl)butaneamine (0.15 g, 0.48 mmole) to provide 0.13 g of N-[4-(4-amino-2-butyl-1*H*-imidazo[4,5-*c*][1,5]naphthyridin-1-yl)butyl]-N'-butylurea as a white solid. Analysis: Calculated for  $C_{22}H_{33}N_7O$ : %C, 64.21; %H, 8.08; %N, 23.82; Found: %C, 64.05; %H, 7.97; %N, 24.00.

## Example 50

Compound of Formula I

**Phenyl N-[4-(4-Amino-2-butyl-1*H*-imidazo[4,5-*c*][1,5]naphthyridin-1-yl)butyl]carbamate**

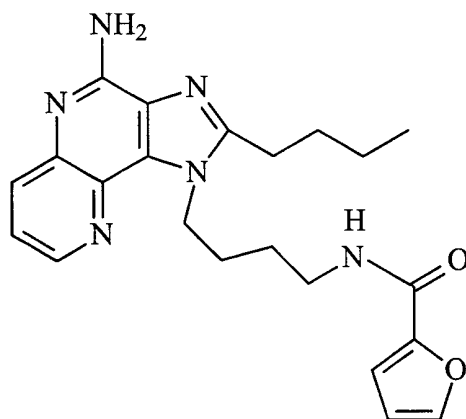


Using the general method of Example 47, phenyl chloroformate (61  $\mu$ L, 0.48 mmol) was reacted with 4-(4-amino-2-butyl-1*H*-imidazo[4,5-*c*][1,5]naphthyridin-1-yl)butaneamine (0.15 g, 0.48 mmole) to provide 0.12 g of phenyl N-[4-(4-amino-2-butyl-1*H*-imidazo[4,5-*c*][1,5]naphthyridin-1-yl)butyl]carbamate as a solid. Analysis: Calculated for C<sub>24</sub>H<sub>28</sub>N<sub>6</sub>O<sub>2</sub>: %C, 66.65; %H, 6.53; %N, 19.43; Found: %C, 66.49; %H, 6.59; %N, 19.32.

### Example 51

#### Compound of Formula I

#### N-[4-(4-Amino-2-butyl-1*H*-imidazo[4,5-*c*][1,5]naphthyridin-1-yl)butyl]-2-furamide

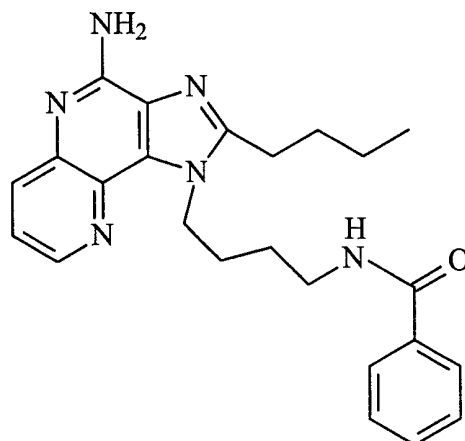


Using the general method of Example 47, furoyl chloride (15.8  $\mu$ L, 0.16 mmol) was reacted with 4-(4-amino-2-butyl-1*H*-imidazo[4,5-*c*][1,5]naphthyridin-1-yl)butaneamine (0.05 g, 0.16 mmole) to provide 0.019 g of N-[4-(4-amino-2-butyl-1*H*-imidazo[4,5-*c*][1,5]naphthyridin-1-yl)butyl]-2-furamide as a white solid. <sup>1</sup>H NMR (300 MHz, CDCl<sub>3</sub>)  $\delta$  8.58 (dd, *J* = 4.4, 1.5 Hz, 1 H), 8.06 (dd, *J* = 8.6, 1.6 Hz, 1 H), 7.41 (dd, *J* = 8.5, 4.4 Hz, 1 H), 7.33 (m, 1 H), 7.08 (dd, *J* = 3.5, 0.6 Hz, 1 H), 6.84 (m, 1 H), 6.47 (dd, *J* = 3.5, 1.7 Hz, 1 H), 4.86 (apparent t, *J* = 7.7 Hz, 2 H), 3.59 (apparent q, *J* = 6.5 Hz, 2 H), 2.92 (apparent t, *J* = 7.8 Hz, 2 H), 1.7-2.1 (m, 6 H), 1.51 (m, 2 H); 1.00 (t, *J* = 7.3 Hz, 3 H); HRMS (EI) calcd for C<sub>22</sub>H<sub>26</sub>N<sub>6</sub>O<sub>2</sub> (M<sup>+</sup>) 406.2117, found 406.2121.

## Example 52

Compound of Formula I

**N-[4-(4-Amino-2-butyl-1*H*-imidazo[4,5-*c*][1,5]naphthyridin-1-yl)butyl]benzamide**



5

Using the general method of Example 47, benzoyl chloride (56  $\mu$ L, 0.48 mmol) was reacted with 4-(4-amino-2-butyl-1*H*-imidazo[4,5-*c*][1,5]naphthyridin-1-yl)butaneamine (0.15 g, 0.48 mmole) to provide 0.11 g of N-[4-(4-amino-2-butyl-1*H*-imidazo[4,5-*c*][1,5]naphthyridin-1-yl)butyl]benzamide as a white solid. Analysis:

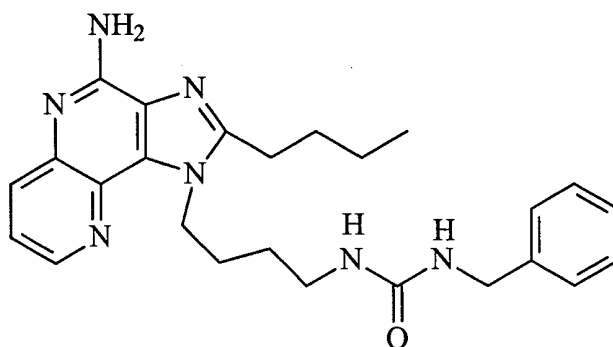
10 Calculated for  $C_{24}H_{28}N_6O + \frac{1}{4} H_2O$ : %C, 68.47; %H, 6.82; %N, 19.96: Found: %C, 68.24; %H, 6.76; %N, 19.90.

## Example 53

Compound of Formula I

**N-[4-(4-Amino-2-butyl-1*H*-imidazo[4,5-*c*][1,5]naphthyridin-1-yl)butyl]-N'-benzylurea**

15



Benzyl isocyanate (59  $\mu$ L, 0.48 mmol) was added at ambient temperature to a suspension of 4-(4-amino-2-butyl-1*H*-imidazo[4,5-*c*][1,5]naphthyridin-1-yl)butaneamine

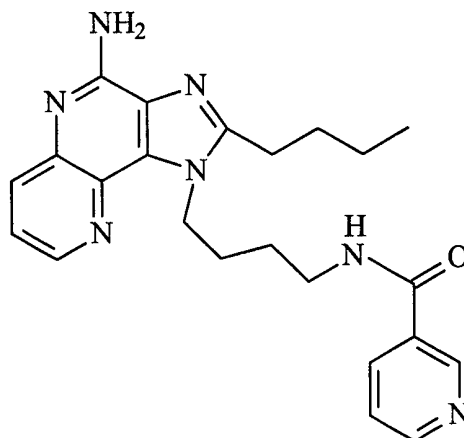


(0.15 g, 0.48 mmol) in tetrahydrofuran (60 mL). A solution was obtained in less than 30 minutes and thin layer chromatography (9:1 dichloromethane:methanol) showed one major new spot with a higher  $R_f$  and only a trace of starting material. Aminomethyl resin (280 mg) was added and the reaction mixture was stirred for 15 minutes. The solvent was removed under vacuum. The residue was purified by column chromatography to provide 0.16 g of N-[4-(4-amino-2-butyl-1*H*-imidazo[4,5-*c*][1,5]naphthyridin-1-yl)butyl]-N'-benzylurea as a white solid. Analysis: Calculated for  $C_{25}H_{31}N_7O$ : %C, 67.39; %H, 7.01; %N, 22.00; Found: %C, 67.43; %H, 6.92; %N, 22.02.

#### Example 54

Compound of Formula I

**N<sup>3</sup>-[4-(4-Amino-2-butyl-1*H*-imidazo[4,5-*c*][1,5]naphthyridin-1-yl)butyl]nicotinamide**



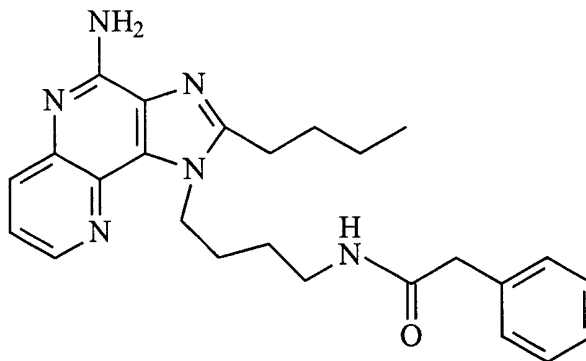
4-(4-Amino-2-butyl-1*H*-imidazo[4,5-*c*][1,5]naphthyridin-1-yl)butaneamine (0.050 g, 0.16 mmol) was suspended in tetrahydrofuran (30 mL). *N,N*-diisopropylethylamine (28  $\mu$ L, 0.16 mmol) was added to the suspension and then nicotinoyl chloride hydrochloride (0.028 g, 0.16 mmol) was added. The reaction mixture was stirred at ambient temperature for 1 hour by which time a solution was obtained. Thin layer chromatography (9:1 dichloromethane:methanol) showed one major new spot with a higher  $R_f$  and only a trace of starting material. Aminomethyl resin (100 mg) was added and the reaction mixture was stirred for 5 minutes. The solvent was removed under vacuum. The residue was dissolved in dichloromethane and placed on a layer of silica gel. The silica gel was eluted first with dichloromethane and then with 9:1 dichloromethane:methanol. The cleanest fractions were combined and then concentrated under vacuum to provide N<sup>3</sup>-[4-(4-amino-2-butyl-

1*H*-imidazo[4,5-*c*][1,5]naphthyridin-1-yl)butyl]nicotinamide as a white powder. <sup>1</sup>H NMR (300 MHz, CDCl<sub>3</sub>) δ 8.91 (m, 1 H), 8.68 (d, *J* = 4.5 Hz, 1 H), 8.45 (d, *J* = 4.3 Hz, 1 H), 8.03 (m, 2 H), 7.30-7.40 (m, 2 H), 6.98 (s, 2 H), 5.51 (s, 1 H), 4.86 (apparent t, *J* = 7.9 Hz, 2 H), 3.66 (q, *J* = 6.5 Hz, 2 H), 2.92 (apparent t, *J* = 7.7 Hz, 2 H), 2.05 (m, 2 H), 1.75-1.95 (m, 4 H), 1.51 (m, 2 H), 1.00 (t, *J* = 7.3 Hz, 3 H); HRMS (EI) calcd for C<sub>23</sub>H<sub>27</sub>N<sub>7</sub>O (M<sup>+</sup>) 417.2277, found 417.2276.

## Example 55

Compound of Formula I

N-[4-(4-Amino-2-butyl-

1*H*-imidazo[4,5-*c*][1,5]naphthyridin-1-yl)butyl]phenylacetamide

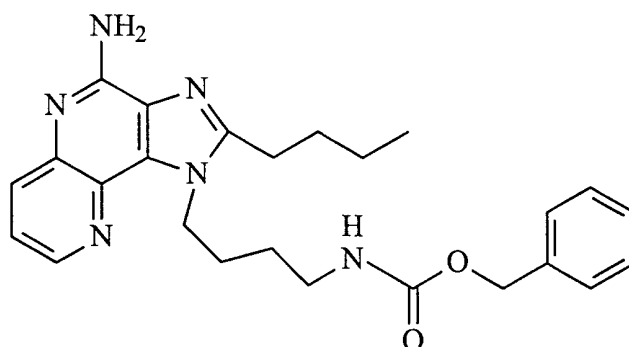
Phenylacetyl chloride (21 μL, 0.16 mmol) was added to a suspension of 4-(4-amino-2-butyl-1*H*-imidazo[4,5-*c*][1,5]naphthyridin-1-yl)butaneamine (0.050 g, 0.16 mmol) in tetrahydrofuran (30 mL). The reaction mixture was stirred at ambient temperature for 1 hour by which time a solution was obtained. Thin layer chromatography (9:1 dichloromethane:methanol) showed one major new spot with a higher *R<sub>f</sub>* and only a trace of starting material. Aminomethyl resin (100 mg) was added and the reaction mixture was stirred for 5 minutes. The solvent was removed under vacuum to provide a white powder. This material was placed on a short column of silica gel and purified by eluting first with dichloromethane and then with 9:1 dichloromethane:methanol. The cleanest fractions were combined and then concentrated under vacuum to provide a colorless oil. The oil was dissolved in dichloromethane, hexane was added just until the solution started to become cloudy, and then the solvent was removed to provide N-[4-(4-amino-2-butyl-1*H*-imidazo[4,5-*c*][1,5]naphthyridin-1-yl)butyl]phenylacetamide as a white powder. Analysis: Calculated for C<sub>25</sub>H<sub>30</sub>N<sub>6</sub>O<sub>2</sub>: %C, 67.24; %H, 6.77; %N, 18.82; Found:

%C, 67.52; %H, 6.85; %N, 18.38. <sup>1</sup>H NMR (300 MHz, CDCl<sub>3</sub>) δ 8.51 (dd, J = 4.4, 1.5 Hz, 1 H), 8.11 (dd, J = 8.4, 1.4 Hz, 1 H), 7.43 (dd, J = 8.4, 4.4 Hz, 1 H), 7.10-7.20 (m, 5 H), 6.30 (br s, 2 H), 5.83 (m, 1 H), 4.72 (apparent t, J = 7.8 Hz, 2 H), 3.54 (s, 2 H), 3.35 (apparent q, J = 6.5 Hz, 2 H), 2.88 (apparent t, J = 7.8 Hz, 2 H), 1.80-1.90 (m, 4 H), 1.45-1.65 (m, 4 H), 1.00 (t, J = 7.3 Hz, 3 H); HRMS (EI) calcd for C<sub>25</sub>H<sub>30</sub>N<sub>6</sub>O (M<sup>+</sup>) 430.2481, found 430.2490.

## Example 56

Compound of Formula I

**Benzyl N-[4-(4-Amino-2-butyl-1*H*-imidazo[4,5-*c*][1,5]naphthyridin-1-yl)butyl]carbamate**

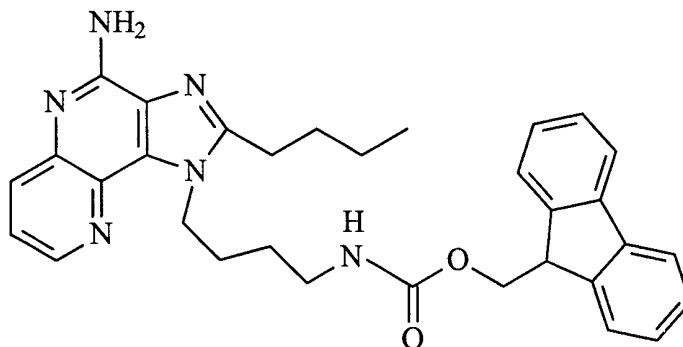


Using the general method of Example 55, benzyl chloroformate (83 μL, 0.58 mmol) was reacted with 4-(4-amino-2-butyl-1*H*-imidazo[4,5-*c*][1,5]naphthyridin-1-yl)butaneamine (0.15 g, 0.48 mmol) to provide 0.18 g of benzyl N-[4-(4-amino-2-butyl-1*H*-imidazo[4,5-*c*][1,5]naphthyridin-1-yl)butyl]carbamate as a white powder.

## Example 57

## Compound of Formula I

**9H-9-Fluorenylmethyl N-[4-(4-Amino-2-butyl-  
1H-imidazo[4,5-c][1,5]naphthyridin-1-yl)butyl]carbamate**



5

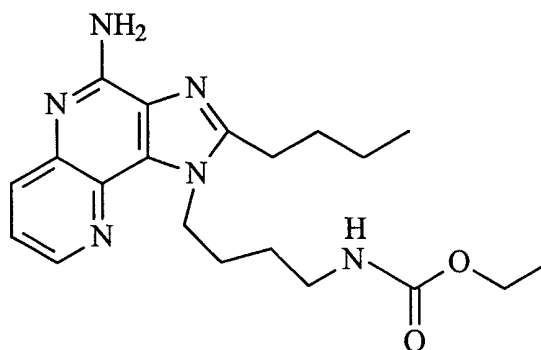
Using the general method of Example 55, 9-fluorenylmethyl chloroformate (0.085 g, 0.33 mmol) was reacted with 4-(4-amino-2-butyl-1H-imidazo[4,5-c][1,5]naphthyridin-1-yl)butaneamine (0.105 g, 0.33 mmol) to provide 0.125 g of 9H-9-fluorenylmethyl N-[4-(4-amino-2-butyl-1H-imidazo[4,5-c][1,5]naphthyridin-1-yl)butyl]carbamate as a white powder. Analysis: Calculated for  $C_{32}H_{34}N_6O_2 + \frac{1}{4} H_2O$ : %C, 71.29; %H, 6.45; %N, 15.59; Found: %C, 70.99; %H, 6.35; %N, 15.55.

10

## Example 58

## Compound of Formula I

**Ethyl N-[4-(4-Amino-2-butyl-  
1H-imidazo[4,5-c][1,5]naphthyridin-1-yl)butyl]carbamate**



15

20

Using the general method of Example 55, ethyl chloroformate (46  $\mu$ L, 0.48 mmol) was reacted with 4-(4-amino-2-butyl-1H-imidazo[4,5-c][1,5]naphthyridin-1-yl)butaneamine (0.15 g, 0.48 mmol) to provide 0.15 g of ethyl N-[4-(4-amino-2-butyl-1H-

imidazo[4,5-c][1,5]naphthyridin-1-yl)butyl]carbamate as a white powder. Analysis: Calculated for  $C_{20}H_{28}N_6O_2$ : %C, 62.48; %H, 7.34; %N, 21.86; Found: %C, 61.73; %H, 7.28; %N, 21.62.

5

## Example 59

## Compound of Formula XXXI

**1,1-Dimethyl-2-[(3-nitro[1,5]naphthyridin-4-yl)amino]ethanol**

Phosphorus oxychloride (4 mL, 43 mmol) was reacted with N,N-dimethylformamide (15 mL) while chilling in an ice bath. This mixture was added to a  
10 solution of 3-nitro[1,5]naphthyridin-4-ol (6.9 g, 36.1 mmol) in N,N-dimethylformamide (60 mL). The reaction mixture was warmed in an oil bath to 60°C. After 3 hours the reaction mixture was poured into ice water. The resulting precipitate was isolated by filtration and then washed with water. The wet crude 5-chloro-3-nitro[1,5]naphthyridine was suspended in dichloromethane (150 mL). Diisopropylethylamine was added followed  
15 by the slow addition of hydroxyisobutylamine (3.4 g, 40 mmol). The reaction mixture was refluxed for 2 hours and then combined with water (~100 mL). The resulting precipitate was isolated by filtration to provide 7.2 g of 1,1-dimethyl-2-[(3-nitro[1,5]naphthyridin-4-yl)amino]ethanol. A small sample was recrystallized from isopropanol to provide a pure sample, m.p. 184.5-186°C. Analysis: Calculated for  $C_{12}H_{14}N_4O_3$ : %C, 54.96; %H, 5.38;  
20 %N, 21.36; Found: %C, 54.63; %H, 5.36; %N, 21.51.

## Example 60

## Compound of Formula XXXIII

**1,1-Dimethyl-2-(2-butyl[1,5]naphthyridin-1-yl)ethanol**Part A

5 A catalytic amount of 5% platinum on carbon was added to a suspension of 1,1-dimethyl-2-[(3-nitro[1,5]naphthyridin-4-yl)amino]ethanol (7 g, 26 mmol) in isopropanol (300 mL). The mixture was hydrogenated on a Parr apparatus at 50 psi (3.5 Kg/cm<sup>2</sup>) hydrogen pressure for 3 hours. The reaction mixture was filtered to remove the catalyst. The filtrate was concentrated under vacuum. Toluene was added to the residue and the  
10 mixture was concentrated under vacuum to remove all of the alcohol and provide crude 1,1-dimethyl-2-[(3-amino[1,5]naphthyridin-4-yl)amino]ethanol.

Part B

Trimethylorthovalerate (3.6 mL, 20 mmol) was added to a suspension of 1,1-dimethyl-2-[(3-amino[1,5]naphthyridin-4-yl)amino]ethanol 3.5 g, 13 mmol) in xylene  
15 (100 mL). The reaction mixture was heated at reflux for two days. The mixture was diluted with methanolic ammonia, placed in a Parr vessel and then heated at 110°C for 4 hours. The reaction mixture was concentrated under vacuum. The residue was partitioned between dichloromethane and water. The layers were separated. The organic layer was washed with water, dried over magnesium sulfate and then concentrated under vacuum to  
20 provide an oil. The oil was recrystallized from methyl acetate/benzene to provide 2.8 g of 1,1-dimethyl-2-(2-butyl[1,5]naphthyridin-1-yl)ethanol as a solid, m.p. 85-88.5°C. Analysis: Calculated for C<sub>17</sub>H<sub>22</sub>N<sub>4</sub>O: %C, 68.43; %H, 7.43; %N, 18.78; Found: %C, 68.04; %H, 7.18; %N, 19.09.

25

## Example 61

## Compound of Formula XXXIV

**2-Butyl-1-(2-hydroxy-2-methylpropyl)-1H-imidazo[4,5-c][1,5]naphthyridine-5N-oxide**

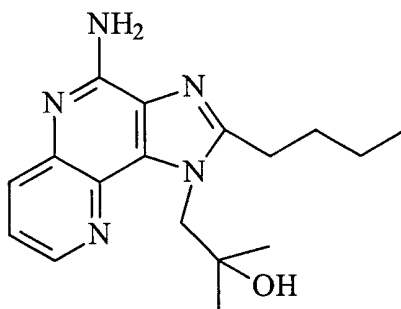
30 3-Chloroperbenzoic acid (2.6 g, 9.5 mmol) was added in 3 portions to a solution of 1,1-dimethyl-2-(2-butyl[1,5]naphthyridin-1-yl)ethanol (2.6 g, 8.7 mmol) in chloroform (50 mL) in a flask covered with aluminum foil. The reaction mixture was stirred at ambient temperature for 4 hours; then it was washed twice with dilute aqueous sodium bicarbonate, washed with brine, dried over magnesium sulfate and then concentrated under vacuum.

The residue was recrystallized from methyl acetate to provide 2.25 g of 2-butyl-1-(2-hydroxy-2-methylpropyl)-1*H*-imidazo[4,5-*c*][1,5]naphthyridine-5*N*-oxide, m.p. 156-158°C. Analysis: Calculated for:  $C_{17}H_{22}N_4O_2 + \frac{1}{4} H_2O$ : %C, 64.03; %H, 7.11; %N, 17.57; Found: %C, 63.96; %H, 6.84; %N, 17.71.

5

## Example 62

## Compound of Formula I

**1,1-Dimethyl-2-(4-amino-2-butyl[1,5]naphthyridin-1-yl)ethanol**

10 Ammonium hydroxide (15 mL) was added to a solution of 2-butyl-1-(2-hydroxy-2-methylpropyl)-1*H*-imidazo[4,5-*c*][1,5]naphthyridine-5*N*-oxide (1.9 g, 6.0 mmol) in dichloromethane (40 mL). Tosyl chloride (1.2 g, 6.4 mmol) was slowly added. Thin layer chromatography indicated that the reaction was proceeding slowly. Additional tosyl chloride was added twice. After thin layer chromatography indicated that the reaction was  
15 complete, the layers were separated. The organic layer was washed with dilute aqueous sodium carbonate, dried over magnesium sulfate and then concentrated under vacuum. The residue was covered with methyl acetate (10 mL), hexane (5 mL) was added and the mixture was allowed to stand overnight. The resulting crystalline solid was isolated by filtration to provide 0.9 g of 1,1-dimethyl-2-(4-amino-2-butyl[1,5]naphthyridin-1-yl)ethanol, m.p. 177-179°C. Analysis: Calculated for  $C_{17}H_{23}N_5O$ : %C, 65.15; %H, 7.40; %N, 22.35; Found: %C, 64.97; %H, 7.33; %N, 22.71.  
20

## Example 63

## Compound of Formula XXXIII

**1,1-Dimethyl-2-(2-phenylethyl[1,5]naphthyridin-1-yl)ethanol**5     Part A

Phenylacetyl chloride (2.0 mL, 20 mmol) was added to a suspension of 1,1-dimethyl-2-[(3-amino[1,5]naphthyridin-4-yl)amino]ethanol 3.5 g, 13 mmol) in dichloromethane (100 mL). The reaction mixture was heated at reflux until thin layer chromatography indicated that the reaction was complete. The reaction mixture was taken  
10     on to the next step.

Part B

The material from Part A was combined with 7% ammonia in methanol (100 mL), placed in a sealed vessel, and then heated at 150°C for 6 hours. The reaction mixture was concentrated under vacuum. The residue was combined with water (100 mL) and then  
15     extracted with dichloromethane (2 X 75 mL). The extracts were combined, washed with water (100 mL), dried over magnesium sulfate and then concentrated under vacuum. The residue was recrystallized from methyl acetate to provide 2.1 g of 1,1-dimethyl-2-(2-phenylethyl[1,5]naphthyridin-1-yl)ethanol as a solid, m.p. 150-152°C. Analysis:  
Calculated for C<sub>20</sub>H<sub>20</sub>N<sub>4</sub>O: %C, 72.27; %H, 6.06; %N, 16.85; Found: %C, 72.11; %H,  
20     6.01; %N, 17.00.

## Example 64

## Compound of Formula XXXIV

**2-Phenylethyl-1-(2-hydroxy-2-methylpropyl)-**25     **1*H*-imidazo[4,5-*c*][1,5]naphthyridine-5*N*-oxide**

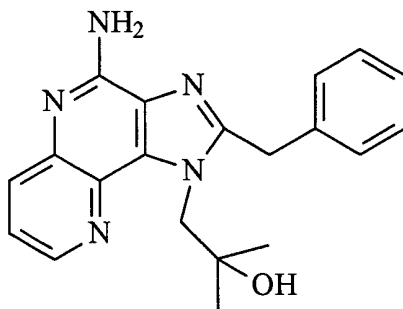
3-Chloroperbenzoic acid (1.8 g, 6.6 mmol) was added in 3 portions to a solution of 1,1-dimethyl-2-(2-phenylethyl[1,5]naphthyridin-1-yl)ethanol (2 g, 6 mmol) in chloroform (50 mL) in a flask covered with aluminum foil. The reaction mixture was stirred at ambient temperature overnight; then it was washed twice with dilute aqueous sodium  
30     bicarbonate, washed with brine, dried over magnesium sulfate and then concentrated under vacuum. The residue was recrystallized from isopropanol to provide 2.25 g of 2-phenylethyl-1-(2-hydroxy-2-methylpropyl)-1*H*-imidazo[4,5-*c*][1,5]naphthyridine-5*N*-



oxide, m.p. 204-206°C. Analysis: Calculated for:  $C_{20}H_{20}N_4O_2 + \frac{1}{2} H_2O$ : %C, 67.21; %H, 5.92; %N, 15.68; Found: %C, 67.05; %H, 5.65; %N, 15.39.

## Example 65

## Compound of Formula I

**1,1-Dimethyl-2-(4-amino-2-phenylmethyl[1,5]naphthyridin-1-yl)ethanol**

Ammonium hydroxide (10 mL) was added to a solution of 2-phenylmethyl-1-(2-hydroxy-2-methylpropyl)-1*H*-imidazo[4,5-*c*][1,5]naphthyridine-5*N*-oxide (1.5 g, 4.3 mmol) in dichloromethane (40 mL). Tosyl chloride (0.8 g, 4.3 mmol) was slowly added. Thin layer chromatography indicated that the reaction was proceeding slowly. Additional tosyl chloride was added twice. After thin layer chromatography indicated that the reaction was complete, the layers were separated. The organic layer was washed with dilute aqueous sodium carbonate, dried over magnesium sulfate and then concentrated under vacuum. The residue was covered with methyl acetate (10 mL), hexane (5 mL) was added and the mixture was allowed to stand overnight. The resulting crystalline solid was isolated by filtration to provide 1,1-dimethyl-2-(4-amino-2-phenylmethyl[1,5]naphthyridin-1-yl)ethanol, m.p. 211-213°C. Analysis: Calculated for  $C_{20}H_{21}N_5O$ : %C, 69.14; %H, 6.09; %N, 20.16; Found: %C, 69.10; %H, 6.12; %N, 20.48.

## Example 66

## Compound of Formula XXXI

**N-Phenylmethyl-3-nitro[1,5]naphthyridin-4-amine**

Phosphorus oxychloride (3.5 mL, 37.7 mmol) was reacted with *N,N*-dimethylformamide (15 mL) while chilling in an ice bath. This mixture was added to a solution of 3-nitro[1,5]naphthyridin-4-ol (6.0 g, 31.4 mmol) in *N,N*-dimethylformamide (60 mL). The reaction mixture was warmed in an oil bath to 60°C. After 3 hours the

reaction mixture was poured into ice water. The resulting precipitate was isolated by filtration and then washed with water. The wet crude 5-chloro-3-nitro[1,5]naphthyridine was suspended in dichloromethane (150 mL). Diisopropylethylamine (1.2 eq) was added followed by the slow addition of benzylamine (4.7 mL g, 40 mmol). The reaction mixture was refluxed for 2 hours and then combined with water (~100 mL). The layers were separated and the organic layer was concentrated under vacuum to provide 5.5 g of N-phenylmethyl-3-nitro[1,5]naphthyridin-4-amine. A small sample was recrystallized from isopropanol to provide a pure sample, m.p. 127-129°C. Analysis: Calculated for  $C_{15}H_{12}N_4O_2$ : %C, 64.28; %H, 4.32; %N, 19.99; Found: %C, 63.89; %H, 4.40; %N, 20.35.

#### Example 67

##### **N-(4-Phenylmethylanino[1,5]naphthyridin-3-yl)-ethoxyacetamide Hydrochloride**

A catalytic amount of platinum on carbon was added to a suspension of N-phenylmethyl-3-nitro[1,5]naphthyridin-4-amine (5.1 g, 18.2 mmol) in toluene (300 mL). The reaction mixture was hydrogenated on a Parr apparatus under a hydrogen pressure of 50 psi (3.5Kg/cm<sup>2</sup>) for 1 hour. The reaction mixture was filtered to remove the catalyst. The filtrate was concentrated under vacuum to a volume of about 200 mL and then reacted with ethoxyacetyl chloride (2.5 g, 20 mmol). The resulting yellow precipitate was isolated by filtration, suspended in diethyl ether, and then isolated by filtration to provide 5.8 g of N-(4-phenylmethylanino[1,5]naphthyridin-3-yl) ethoxyacetamide hydrochloride, m.p. 205-212°C. Analysis: Calculated for  $C_{19}H_{20}N_4O_2$  HCl: %C, 61.21; %H, 5.68; %N, 15.03; Found: %C, 60.90; %H, 5.38; %N, 15.38.

#### Example 68

##### **Compound of Formula XXXIII**

##### **2-Ethoxymethyl-1-phenylmethyl-1*H*-imidazo[4,5-*c*][1,5]naphthyridine**

N-(4-Phenylmethylanino[1,5]naphthyridin-3-yl)-ethoxyacetamide hydrochloride (5.8 g, 15.5 mmol) was combined with a 7 % solution of ammonia in methanol (100 mL), placed in a sealed Parr vessel and then heated at 150°C for 6 hours. The reaction mixture was concentrated under vacuum. The residue was partitioned between water and dichloromethane. The dichloromethane layer was separated, washed with water, dried over magnesium sulfate and then concentrated under vacuum. The residue was

recrystallized from methyl acetate to provide 4.3 g of 2-ethoxymethyl-1-phenylmethyl-1*H*-imidazo[4,5-*c*][1,5]naphthyridine, m.p. 118-119°C. Analysis: Calculated for C<sub>19</sub>H<sub>18</sub>N<sub>4</sub>O: %C, 71.68; %H, 5.70; %N, 17.60; Found: %C, 71.44; %H, 5.60; %N, 17.66.

5

## Example 69

Compound of Formula XXXIV

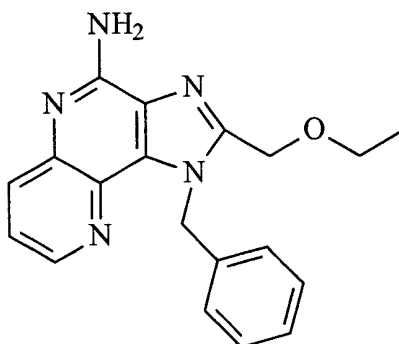
**2-Ethoxymethyl-1-phenylmethyl-****1*H*-imidazo[4,5-*c*][1,5]naphthyridine-5*N*-oxide**

10 3-Chloroperbenzoic acid (3.7 g, 13.4 mmol) was added in 3 portions to a solution of 2-ethoxymethyl-1-phenylmethyl-1*H*-imidazo[4,5-*c*][1,5]naphthyridine (3.9 g, 12.2 mmol) in chloroform (100 mL) in a flask covered with aluminum foil. The reaction mixture was stirred at ambient temperature overnight; and then it was washed twice with dilute aqueous sodium bicarbonate and once with brine. The chloroform layer was divided into two portions. One portion was used in the example below. The second  
15 portion was concentrated under vacuum. The residue was recrystallized from isopropyl alcohol to provide 2-ethoxymethyl-1-phenylmethyl-1*H*-imidazo[4,5-*c*][1,5]naphthyridine-5*N*-oxide as a solid, m.p. 187.5-189°C. Analysis: Calculated for C<sub>19</sub>H<sub>18</sub>N<sub>4</sub>O<sub>2</sub> + ¼ H<sub>2</sub>O: %C, 67.52; %H, 5.49; %N, 16.58; Found: %C, 67.56; %H, 5.36; %N, 16.77.

20

## Example 70

Compound of Formula I

**2-Ethoxymethyl-1-phenylmethyl-1*H*-imidazo[4,5-*c*][1,5]naphthyridin-4-amine**

25

Ammonium hydroxide (20 mL) was added to the chloroform solution of 2-ethoxymethyl-1-phenylmethyl-1*H*-imidazo[4,5-*c*][1,5]naphthyridine-5*N*-oxide from the example above. Tosyl chloride was slowly added. Thin layer chromatography indicated

that the reaction was proceeding slowly. Additional tosyl chloride was added twice. After thin layer chromatography indicated that the reaction was complete, the layers were separated. The organic layer was washed with dilute aqueous sodium carbonate, dried over magnesium sulfate and then concentrated under vacuum. The residue was covered with methyl acetate (10 mL), hexane (5 mL) was added and the mixture was allowed to stand overnight. The resulting crystalline solid was isolated by filtration to provide 2-ethoxymethyl-1-phenylmethyl-1*H*-imidazo[4,5-*c*][1,5]naphthyridin-4-amine, m.p. 173-174°C. Analysis: Calculated for C<sub>19</sub>H<sub>19</sub>N<sub>5</sub>O: %C, 68.45; %H, 5.74; %N, 21.01; Found: %C, 68.35; %H, 5.83; %N, 21.27.

### Example 71

#### Compound of Formula XXXI

#### **N<sup>4</sup>-(3-Isopropoxypropyl)-3-nitro[1,5]naphthyridin-4-amine**

##### Part A

Phosphorus oxychloride (3.4 mL, 30 mmol) was added to chilled (ice bath) N,N-dimethylformamide (15 mL). The resulting solution was added dropwise to a solution of 3-nitro[1,5]naphthyridin-4-ol (5.73 g, 30 mmol) in N,N-dimethylformamide (35 mL). The reaction mixture was maintained at ambient temperature for 5 hours and then it was poured onto ice. The resulting yellow precipitate was isolated by filtration and then partitioned between dichloromethane (200 mL) and water (150 mL). The organic layer was separated, dried over magnesium sulfate, filtered, and then concentrated under vacuum to provide 4.2 g of crude 4-chloro-3-nitro[1,5]naphthyridine.

##### Part B

4-Chloro-3-nitro[1,5]naphthyridine (4.1 g), dichloromethane (150 mL), triethylamine (4.1 mL, 29.5 mmol), and 3-isopropoxypropylamine (3.3 mL, 23.8 mmol) were combined. The reaction mixture was maintained at ambient temperature overnight and then quenched with water (100 mL). The phases were separated. The aqueous phase was extracted with dichloromethane (100 mL). The organic phases were combined, dried over magnesium sulfate, filtered and then concentrated under vacuum to provide a yellow oil. The oil was purified by flash chromatography (silica gel eluting with 1:1 ethyl acetate:hexanes) to provide 4.8 g of N<sup>4</sup>-(3-isopropoxypropyl)-3-nitro[1,5]naphthyridin-4-amine as a yellow powder, m.p. 62.5-63.5°C. Analysis: Calculated for C<sub>14</sub>H<sub>18</sub>N<sub>4</sub>O<sub>3</sub>: %C,

57.92; %H, 6.25; %N, 19.30; Found: %C, 57.96; %H, 6.19; %N, 19.51. <sup>1</sup>H NMR (300 MHz, CDCl<sub>3</sub>): δ 10.08 (broad s, 1H), 9.38 (broad s, 1H), 8.78 (m, 1H), 8.21 (dd, J=8.4,1.6 Hz, 1H), 7.64 (dd, J=8.4,4.1 Hz, 1H), 4.57 (broad s, 2H), 3.65-3.57 (m, 3H), 2.05 (t, J=5.6 Hz, 2H), 1.19 (d, J=6.0 Hz, 6H); MS (EI): m/e 290.1366 (290.1378 calc'd for C<sub>14</sub>H<sub>18</sub>N<sub>4</sub>O<sub>3</sub>).

## Example 72

## Compound of Formula XXXII

**N<sup>4</sup>-(3-Isopropoxypropyl)[1,5]naphthyridine-3,4-diamine**

10 N<sup>4</sup>-(3-Isopropoxypropyl)-3-nitro[1,5]naphthyridin-4-amine (4.2 g, 14.5 mmol), platinum on carbon (1.1 g of 5%), and ethyl acetate (100 mL) were placed in a hydrogenation flask. The mixture was shaken under a hydrogen pressure of 50 psi (3.5 Kg/cm<sup>2</sup>) for 2.5 hours. The reaction mixture was filtered and the catalyst was washed with ethyl acetate. The filtrate was dried over magnesium sulfate, filtered and then  
15 concentrated under vacuum to provide 3.6 g of N<sup>4</sup>-(3-isopropoxypropyl)[1,5]naphthyridine-3,4-diamine as a bright yellow oil. <sup>1</sup>H NMR (300 MHz, CDCl<sub>3</sub>): δ 8.70 (dd, J=4.1,1.6 Hz, 1H), 8.39 (s, 1H), 8.17 (dd, J=8.4,1.6 Hz, 1H), 7.37 (dd, J=8.4,4.1 Hz, 1H), 5.99 (broad s, 1H), 3.98 (broad s, 2H), 3.63-3.55 (m, 5H), 1.87 (pentet, J=6.2 Hz, 2H), 1.17 (d, J=6.1 Hz, 6H); MS (EI): m/e 260.1630 (260.1637 calc'd  
20 for C<sub>14</sub>H<sub>20</sub>N<sub>4</sub>O).

## Example 73

## Compound of Formula XXXIII

**2-Butyl-1-(3-isopropoxypropyl)-1H-imidazo[4,5-c][1,5]naphthyridine**25 Part A

Valeryl chloride (1.53 mL, 12.9 mmol) was added dropwise over a 15 minute period to a chilled (ice bath) solution of N<sup>4</sup>-(3-isopropoxypropyl)[1,5]naphthyridine-3,4-diamine (3.2 g, 12.3 mmol) in dichloromethane (40 mL). The cooling bath was removed and the reaction mixture was maintained at ambient temperature for 1 hour. The solvent  
30 was removed under vacuum to provide a dark tan solid.

**Part B**

The material from Part A and a 7.5% solution of ammonia in methanol (100 mL) were placed in a pressure vessel. The vessel was sealed and then heated at 150°C for 6 hours. After the mixture was cooled to ambient temperature it was concentrated under vacuum. The residue was partitioned between dichloromethane (150 mL) and water (150 mL). The fractions were separated and the aqueous fraction was extracted with dichloromethane (100 mL). The organic fractions were combined, dried over magnesium sulfate, filtered and then concentrated under vacuum to provide a brown oil. The oil was purified by flash chromatography (silica gel eluting with ethyl acetate) to provide 3.1 g of 2-butyl-1-(3-isopropoxypropyl)-1*H*-imidazo[4,5-*c*][1,5]naphthyridine as a colorless oil. <sup>1</sup>H NMR (300 MHz, CDCl<sub>3</sub>): δ 9.32 (s, 1H), 8.90 (dd, J=4.3, 1.7 Hz, 1H), 8.49 (dd, J=8.5, 1.7 Hz, 1H), 7.57 (dd, J=8.5, 4.3 Hz, 1H), 4.94 (t, J=7.0 Hz, 2H), 3.56 (pentet, J=6.1 Hz, 1H), 3.44 (t, J=5.7 Hz, 2H), 3.05 (t, J=7.9 Hz, 2H), 2.29-2.20 (m, 2H), 2.01-1.90 (m, 2H), 1.60-1.48 (m, 2H), 1.15 (d, J=6.1 Hz, 6H), 1.03 (t, J=7.3 Hz, 3H); MS (EI): m/e 326.2104 (326.2106 calc'd for C<sub>19</sub>H<sub>26</sub>N<sub>4</sub>O).

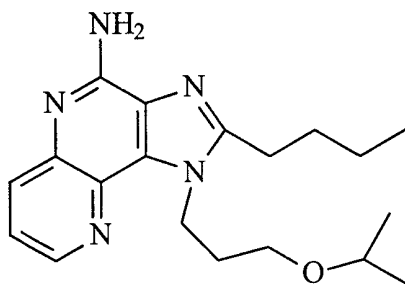
**Example 74****Compound of Formula XXXIV****2-Butyl-1-(3-isopropoxypropyl)-1*H*-imidazo[4,5-*c*][1,5]naphthyridine-5*N*-oxide**

3-Chloroperbenzoic acid (1.2 g of 57-86%) was added in four portions over a period of 20 minutes to 2-butyl-1-(3-isopropoxypropyl)-1*H*-imidazo[4,5-*c*][1,5]naphthyridine (1.4 g, 4.3 mmol) in chloroform (20 mL). The reaction mixture was maintained at ambient temperature for 2 hours and then it was washed with saturated sodium bicarbonate (2 x 15 mL) and water (20 mL). The organic fraction was dried over magnesium sulfate, filtered and then concentrated under vacuum to provide a yellow oil. The oil was purified by column chromatography (silica gel eluting with 95:5 ethyl acetate:methanol) to provide 0.95 g of 2-butyl-1-(3-isopropoxypropyl)-1*H*-imidazo[4,5-*c*][1,5]naphthyridine-5*N*-oxide as a yellow solid, m.p. 92.0-93.0°C. Analysis: Calculated for C<sub>19</sub>H<sub>26</sub>N<sub>4</sub>O<sub>2</sub>: %C, 66.64; %H, 7.65; %N, 16.36; Found: %C, 66.18; %H, 7.39; %N, 16.26. <sup>1</sup>H NMR (300 MHz, CDCl<sub>3</sub>): δ 9.24 (dd, J=8.8, 1.6 Hz, 1H), 9.05 (s, 1H), 8.98 (dd, J=4.3, 1.6 Hz, 1H), 7.65 (dd, J=8.8, 4.3 Hz, 1H), 4.89 (t, J=7.0 Hz, 2H), 3.56 (pentet, J=6.1

Hz, 1H), 3.44 (t, J=5.7 Hz, 2H), 3.02 (t, J=7.9 Hz, 2H), 2.27-2.18 (m, 2H), 1.97-1.87 (m, 2H), 1.59-1.47 (m, 2H), 1.15 (d, J=6.1 Hz, 6H), 1.02 (t, J=7.3 Hz, 3H).

## Example 75

## Compound of Formula I

**2-Butyl-1-(3-isopropoxypropyl)-1*H*-imidazo[4,5-*c*][1,5]naphthyridine-4-amine**

Under a nitrogen atmosphere, trichloroacetyl isocyanate (0.42 mL, 3.5 mmol) was added dropwise to a solution of 2-butyl-1-(3-isopropoxypropyl)-1*H*-imidazo[4,5-*c*][1,5]naphthyridine-5*N*-oxide (0.8 g, 2.3 mmol) in dichloromethane (25 mL). The reaction mixture was maintained at ambient temperature for 2 hours and then concentrated under vacuum to provide a yellow oil. The oil was dissolved in methanol (15 mL) and then sodium methoxide (0.8 mL of 25% in methanol, 3.5 mmol) was slowly added. The reaction was maintained at ambient temperature overnight. The resulting precipitate was isolated by filtration and then recrystallized from methyl acetate to provide 0.47 g of 2-butyl-1-(3-isopropoxypropyl)-1*H*-imidazo[4,5-*c*][1,5]naphthyridine-4-amine as a white crystalline solid, m.p. 174-175°C. Analysis: Calculated for C<sub>19</sub>H<sub>27</sub>N<sub>5</sub>O: %C, 66.83; %H, 7.97; %N, 20.51; Found: %C, 66.70; %H, 7.81; %N, 20.75. <sup>1</sup>H NMR (300 MHz, CDCl<sub>3</sub>): δ 8.50 (dd, J=4.3,1.5 Hz, 1H), 7.90 (dd, J=8.4,1.5 Hz, 1H), 7.42 (dd, J=8.4,4.3 Hz, 1H), 6.75 (s, 2H), 4.77 (t, J=6.8 Hz, 2H), 3.50 (pentet, J=6.1 Hz, 1H), 3.35 (m, 2H), 2.95 (t, J=7.8 Hz, 2H), 2.13-2.04 (m, 2H), 1.86-1.76 (m, 2H), 1.52-1.40 (m, 2H), 1.05 (d, J=6.1 Hz, 6H), 0.97 (t, J=7.3 Hz, 3H).

## Example 76

## Compound of Formula XXXI

**N<sup>4</sup>-(3-Butoxypropyl)-3-nitro[1,5]naphthyridin-4-amine**

5 Under a nitrogen atmosphere, 3-butoxypropylamine (4.0 mL, 26 mmol) was added dropwise over a period of 10 minutes to a solution of 4-chloro-3-nitro[1,5]naphthyridine (4.6 g, 22 mmol) and triethylamine (4.6 mL, 33 mmol) in dichloromethane (150 mL). The reaction mixture was maintained at ambient temperature overnight. Water (100 mL) was added and the phases were separated. The aqueous phase was extracted with  
10 dichloromethane (100 mL). The organic fractions were combined, dried over magnesium sulfate, filtered and then concentrated under vacuum to provide a yellow oil. The oil was purified by flash chromatography (silica gel eluting with 1:1 ethyl acetate:hexanes) to provide 5.3 g of N<sup>4</sup>-(3-butoxypropyl)-3-nitro[1,5]naphthyridin-4-amine as a colorless oil.  
<sup>1</sup>H NMR (300 MHz, CDCl<sub>3</sub>): δ 10.08 (broad s, 1H), 9.38 (broad s, 1H), 8.78 (m, 1H), 8.22 (dd, J=8.4,1.6 Hz, 1H), 7.64 (dd, J=8.4,4.1 Hz, 1H), 4.57 (broad s, 2H), 3.63 (t, J=5.8 Hz, 2H), 3.46 (t, J=6.7 Hz, 2H), 2.10-2.03 (m, 2H), 1.65-1.55 (m, 2H), 1.44-1.32 (m, 2H), 0.92 (t, J=7.3 Hz, 3H); MS (EI): m/e 304.1535 (304.1535 calc'd for C<sub>15</sub>H<sub>20</sub>N<sub>4</sub>O<sub>3</sub>).

## Example 77

## Compound of Formula XXXII

**N<sup>4</sup>-(3-Butoxypropyl)[1,5]naphthyridine-3,4-diamine**

20 Using the method of Example 72, N<sup>4</sup>-(3-butoxypropyl)-3-nitro[1,5]naphthyridin-4-amine (4.9 g, 16 mmol) was reduced to provide 4.3 g of N<sup>4</sup>-(3-butoxypropyl)[1,5]naphthyridine-3,4-diamine as a bright yellow oil. Analysis: Calculated for C<sub>15</sub>H<sub>22</sub>N<sub>4</sub>O: %C, 65.67; %H, 8.08; %N, 20.42; Found: %C, 65.48; %H, 8.07; %N, 20.41. <sup>1</sup>H NMR (300 MHz, CDCl<sub>3</sub>): δ 8.70 (dd, J=4.1,1.6 Hz, 1H), 8.39 (s, 1H), 8.18 (dd, J=8.4,1.6 Hz, 1H), 7.37 (dd, J=8.4,4.1 Hz, 1H), 5.97 (broad s, 1H), 3.96 (broad s, 2H), 3.63-3.56 (m, 4H), 3.44 (t, J=6.7 Hz, 2H), 1.89 (pentet, J=6.2 Hz, 2H), 1.63-1.53 (m, 2H), 1.44-1.32 (m, 2H), 0.93 (t, J=7.3 Hz, 3H); MS (EI): m/e 274.1799 (274.1793 calc'd for C<sub>15</sub>H<sub>22</sub>N<sub>4</sub>O).  
30



## Example 78

## Compound of Formula XXXIII

**1-(3-Butoxypropyl)-2-butyl-1*H*-imidazo[4,5-*c*][1,5]naphthyridine**

Using the general method of Example 73 Part A and Part B, N<sup>4</sup>-(3-butoxypropyl)[1,5]naphthyridine-3,4-diamine (3.7 g, 13.5 mmol) was reacted with valeryl chloride (1.7 mL, 14.3 mmol) and the resulting amide intermediate was cyclized to provide 2.9 g of 1-(3-butoxypropyl)-2-butyl-1*H*-imidazo[4,5-*c*][1,5]naphthyridine as a colorless oil. A small portion was purified by flash chromatography (silica gel eluting with ethyl acetate) to provide a pure sample as a white powder, m.p. 56.5-57.5°C.

Analysis: Calculated for C<sub>20</sub>H<sub>28</sub>N<sub>4</sub>O: %C, 70.56; %H, 8.29; %N, 16.46; Found: %C, 70.48; %H, 8.25; %N, 16.61. <sup>1</sup>H NMR (300 MHz, CDCl<sub>3</sub>): δ 9.32 (s, 1H), 8.90 (dd, J=4.3, 1.6 Hz, 1H), 8.49 (dd, J=8.5, 1.6 Hz, 1H), 7.57 (dd, J=8.5, 4.3 Hz, 1H), 4.94 (t, J=7.0 Hz, 2H), 3.45-3.39 (m, 4H), 3.04 (t, J=7.9 Hz, 2H), 2.26 (pentet, J=6.1 Hz, 2H), 2.01-1.91 (m, 2H), 1.62-1.48 (m, 4H), 1.45-1.33 (m, 2H), 1.03 (t, J=7.3 Hz, 3H), 0.94 (t, J=7.3 Hz, 3H).

## Example 79

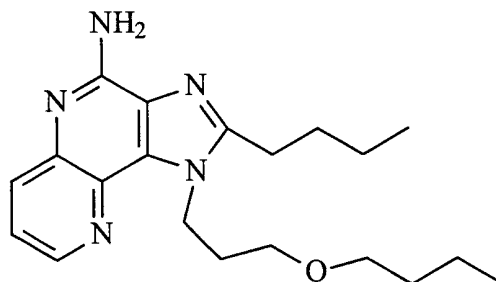
## Compound of Formula XXXIV

**1-(3-Butoxypropyl)-2-butyl-1*H*-imidazo[4,5-*c*][1,5]naphthyridine-5*N*-oxide**

Using the general method of Example 74, 1-(3-butoxypropyl)-2-butyl-1*H*-imidazo[4,5-*c*][1,5]naphthyridine (2.2 g, 6.47 mmol) was oxidized to provide 1.6 g of 1-(3-butoxypropyl)-2-butyl-1*H*-imidazo[4,5-*c*][1,5]naphthyridine-5*N*-oxide as a yellow powder, m.p. 126.5-127.5°C. Analysis: Calculated for C<sub>20</sub>H<sub>28</sub>N<sub>4</sub>O<sub>2</sub>: %C, 67.39; %H, 7.92; %N, 15.72; Found: %C, 67.13; %H, 7.69; %N, 15.82. <sup>1</sup>H NMR (300 MHz, CDCl<sub>3</sub>): δ 9.22 (dd, J=8.8, 1.5 Hz, 1H), 9.04 (s, 1H), 8.99 (dd, J=4.3, 1.5 Hz, 1H), 7.65 (dd, J=8.8, 4.3 Hz, 1H), 4.89 (t, J=7.0 Hz, 2H), 3.46-3.39 (m, 4H), 3.01 (t, J=7.9 Hz, 2H), 2.28-2.20 (m, 2H), 1.97-1.87 (m, 2H), 1.62-1.46 (m, 4H), 1.45-1.33 (m, 2H), 1.03 (t, J=7.3 Hz, 3H), 0.94 (t, J=7.3 Hz, 3H).

## Example 80

## Compound of Formula I

**1-(3-Butoxypropyl)-2-butyl-1*H*-imidazo[4,5-*c*][1,5]naphthyridin-4-amine**

5

Using the general method of Example 75, 1-(3-butoxypropyl)-2-butyl-1*H*-imidazo[4,5-*c*][1,5]naphthyridine-5*N*-oxide (1.2 g, 3.4 mmol) was reacted with trichloroacetyl isocyanate (0.6 mL, 5.0 mmol) and the resulting intermediate was hydrolyzed to provide 0.86 g of 1-(3-butoxypropyl)-2-butyl-1*H*-imidazo[4,5-

10 *c*][1,5]naphthyridin-4-amine as a white powder, m.p. 101.0-101.5°C. Analysis: Calculated for C<sub>20</sub>H<sub>29</sub>N<sub>5</sub>O: %C, 67.58; %H, 8.22; %N, 19.70; Found: %C, 67.55; %H, 7.96; %N, 20.10. <sup>1</sup>H NMR (300 MHz, DMSO): δ 8.50 (dd, J=4.4,1.5 Hz, 1H), 7.91 (dd, J=8.4,1.6 Hz, 1H), 7.42 (dd, J=8.4,4.4 Hz, 1H), 6.77 (s, 2H), 4.78 (t, J=6.9 Hz, 2H), 3.38-3.30 (m, 4H), 2.93 (t, J=7.8 Hz, 2H), 2.11 (pentet, J=6.1 Hz, 2H), 1.82 (pentet, J=7.6 Hz, 2H), 1.51-1.39 (m, 4H), 1.37-1.25 (m, 2H), 0.96 (t, J=7.3 Hz, 3H), 0.88 (t, J=7.2 Hz, 3H).

15

## Example 81

## Compound of Formula XXXI

**N<sup>4</sup>-(2-Phenoxyethyl)-3-nitro[1,5]naphthyridin-4-amine**

20 Using the general method of Example 76, 4-chloro-3-nitro[1,5]naphthyridine (5.0 g, 24 mmol) was reacted with 2-phenoxyethylamine (3.5 mL, 27 mmol) to provide 6.6 g of N<sup>4</sup>-(2-phenoxyethyl)-3-nitro[1,5]naphthyridin-4-amine as a yellow solid, m.p. 107-108°C. Analysis: Calculated for C<sub>16</sub>H<sub>14</sub>N<sub>4</sub>O<sub>3</sub>: %C, 61.93; %H, 4.55; %N, 18.05; Found: %C, 61.99; %H, 4.58; %N, 18.42. <sup>1</sup>H NMR (300 MHz, DMSO): δ 10.25 (broad s, 1H), 9.39 (broad s, 1H), 8.81 (dd, J=4.1,1.7 Hz, 1H), 8.25 (dd, J=8.5,1.7 Hz, 1H), 7.67 (dd, J=8.5,4.1 Hz, 1H), 7.34-7.26 (m, 2H), 7.01-6.96 (m, 3H), 4.89 (broad s, 2H), 4.35 (t, J=5.1 Hz, 2H); MS (EI): m/e 310.1065 (310.1065 calc'd for C<sub>16</sub>H<sub>14</sub>N<sub>4</sub>O<sub>3</sub>).

25

## Example 82

## Compound of Formula XXXII

**N<sup>4</sup>-(2-Phenoxyethyl)[1,5]naphthyridine-3,4-diamine**

- 5 Using the general method of Example 77, N<sup>4</sup>-(2-phenoxyethyl)-3-nitro[1,5]naphthyridin-4-amine (5.4 g, 17.4 mmol) was reduced to provide 4.6 g of N<sup>4</sup>-(2-phenoxyethyl)[1,5]naphthyridine-3,4-diamine as a bright yellow oil. <sup>1</sup>H NMR (300 MHz, DMSO): δ 8.68 (dd, J=4.1,1.7 Hz, 1H), 8.40 (s, 1H), 8.10 (dd, J=8.4,1.7 Hz, 1H), 7.39 (dd, J=8.4,4.1 Hz, 1H), 7.28-7.22 (m, 2H), 6.94-6.90 (m, 3H), 6.12 (t, J=7.0 Hz, 1H), 5.15 (s, 10 2H), 4.13 (t, J=5.5 Hz, 2H), 3.93-3.87 (m, 2H); MS (CI): m/e 281 (M+H).

## Example 83

## Compound of Formula XXXIII

**2-(2-Butyl-1*H*-imidazo[4,5-*c*][1,5]naphthyridin-1-yl)ethyl Phenyl Ether**

- 15 Using the general method of Example 73 Part A and Part B, N<sup>4</sup>-(2-phenoxyethyl)[1,5]naphthyridine-3,4-diamine (4.4 g, 15.7 mmol) was reacted with valeryl chloride (1.95 mL, 16.4 mmol) and the resulting amide intermediate was cyclized to provide 4.0 g of 2-(2-butyl-1*H*-imidazo[4,5-*c*][1,5]naphthyridin-1-yl)ethyl phenyl ether as a white solid, m.p. 150-150.5°C. Analysis: Calculated for C<sub>21</sub>H<sub>22</sub>N<sub>4</sub>O: %C, 72.81; %H, 6.40; %N, 16.17; Found: %C, 72.78; %H, 6.40; %N, 16.31. <sup>1</sup>H NMR (300 MHz, DMSO): δ 9.25 (s, 1H), 9.00 (dd, J=4.3,1.7 Hz, 1H), 8.52 (dd, J=8.4,1.7 Hz, 1H), 7.74 (dd, J=8.4,4.3 Hz, 1H), 7.25-7.20 (m, 2H), 6.91-6.84 (m, 3H), 5.22 (t, J=5.2 Hz, 2H), 4.53 (t, J=5.2 Hz, 2H), 3.09 (t, J=7.7 Hz, 2H), 1.91 (pentet, J=7.6 Hz, 2H), 1.55-1.43 (m, 2H), 0.97 (t, J=7.3 Hz, 3H); MS (EI): m/e 346.1794 (346.1793 calc'd for C<sub>21</sub>H<sub>22</sub>N<sub>4</sub>O).

25

## Example 84

## Compound of Formula XXXIV

**2-Butyl-1-(2-phenoxyethyl)-1*H*-imidazo[4,5-*c*][1,5]naphthyridine-5*N*-oxide**

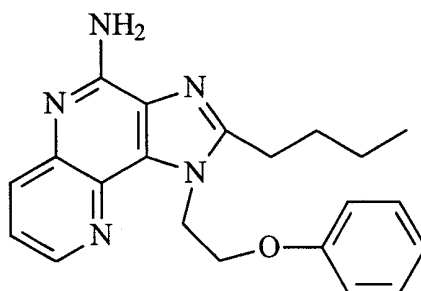
- 30 Using the general method of Example 74, 2-(2-butyl-1*H*-imidazo[4,5-*c*][1,5]naphthyridin-1-yl)ethyl phenyl ether (0.6 g, 1.7 mmol) was oxidized to provide 0.44 g of 2-butyl-1-(2-phenoxyethyl)-1*H*-imidazo[4,5-*c*][1,5]naphthyridine-5*N*-oxide as a yellow powder. <sup>1</sup>H NMR (300 MHz, CDCl<sub>3</sub>): δ 9.10-9.03 (m, 3H), 7.81 (dd, J=8.7,4.3 Hz,

1H), 7.25-7.20 (m, 2H), 6.92-6.83 (m, 3H), 5.16 (t, J=4.9 Hz, 2H), 4.51 (t, J=4.9 Hz, 2H), 3.06 (t, J=7.7 Hz, 2H), 1.93-1.83 (m, 2H), 1.54-1.41 (m, 2H), 0.96 (t, J=7.3 Hz, 3H); MS (CI): m/e 363 (M+H).

5

## Example 85

## Compound of Formula I

**2-Butyl-1-(2-phenoxyethyl)-1*H*-imidazo[4,5-*c*][1,5]naphthyridin-4-amine**

Using the general method of Example 75, 2-butyl-1-(2-phenoxyethyl)-1*H*-imidazo[4,5-*c*][1,5]naphthyridine-5*N*-oxide (0.38 g, 1.05 mmol) was reacted with trichloroacetyl isocyanate (0.19 mL, 1.6 mmol) and the resulting intermediate was hydrolyzed to provide 0.23 g of 2-butyl-1-(2-phenoxyethyl)-1*H*-imidazo[4,5-*c*][1,5]naphthyridin-4-amine as a white powder, m.p. 159.0-159.2°C. <sup>1</sup>H NMR (300 MHz, DMSO): δ 8.52 (dd, J=4.4,1.5 Hz, 1H), 7.92 (dd, J=8.4,1.5 Hz, 1H), 7.45 (dd, J=8.4,4.4 Hz, 1H), 7.26-7.21 (m, 2H), 6.92-6.86 (m, 3H), 6.79 (s, 2H) 5.13 (t, J=5.2 Hz, 2H), 4.48 (t, J=5.2 Hz, 2H), 3.00 (t, J=7.8 Hz, 2H), 1.91-1.81 (pentet, J=7.4 Hz, 2H), 1.52-1.40 (m, 2H), 0.95 (t, J=7.3 Hz, 3H); MS (EI): m/e 361.1899 (361.1902 calc'd for C<sub>21</sub>H<sub>23</sub>N<sub>5</sub>O).

20

## Example 86

## Compound of Formula XXXI

**1,1-Dimethylethyl****N-{2-[(3-Nitro[1,5]naphthyridin-4-yl)amino]ethyl}carbamate**

A solution of diisopropylethylamine (13.47 g, 0.10 mole) in dichloromethane (25 mL) was added to a solution of 5-chloro-3-nitro[1,5]naphthyridine (18.2 g, 0.086 mol) in dichloromethane (250 mL). A solution of *tert*-butyl N-(2-aminoethyl)carbamate (16.7 g, 0.10 mol) in dichloromethane (75 mL) was slowly added to the reaction mixture. The reaction mixture was heated at reflux overnight. Additional *tert*-butyl N-(2-

25

aminoethyl)carbamate (1 g) was added and the reaction mixture was heated at reflux for an additional 3 hours. The reaction mixture was allowed to cool to ambient temperature and then it was diluted with additional dichloromethane, washed with water and with brine, dried, and then concentrated under vacuum to provide a dark solid. This solid was purified by flash chromatography (silica gel eluting with dichloromethane) to provide 24.8 g of 1,1-dimethylethyl N-{2-[(3-nitro[1,5]naphthyridin-4-yl)amino]ethyl}carbamate as a canary yellow solid. A portion (0.3 g) was recrystallized from toluene (10 mL) and heptane (10 mL) to provide 0.2 g of canary yellow needles, m.p. 149-151°C. Analysis: Calculated for  $C_{15}H_{19}N_5O_4$ : %C, 54.05; %H, 5.75; %N, 21.01; Found: %C, 54.17; %H, 5.73; %N, 20.90.

#### Example 87

Compound of Formula XXXII

##### 1,1-Dimethylethyl

##### N-{2-[(3-Amino[1,5]naphthyridin-4-yl)amino]ethyl}carbamate

1,1-Dimethylethyl N-{2-[(3-nitro[1,5]naphthyridin-4-yl)amino]ethyl} carbamate (10 g, 0.03 mol), ethyl acetate (800 mL) and platinum on carbon catalyst were combined in a Parr bottle and then the mixture was hydrogenated overnight. The reaction mixture was filtered to remove the catalyst. The filtrate was concentrated under vacuum to provide 9.1 g of 1,1-dimethylethyl N-{2-[(3-amino[1,5]naphthyridin-4-yl)amino]ethyl} carbamate as a yellow syrup. Analysis: Calculated for  $C_{15}H_{21}N_5O_2 + 0.1 CH_3CO_2C_2H_5$ : %C, 59.25; %H, 7.04; %N, 22.43; Found: %C, 58.96; %H, 6.87; %N, 22.46.

#### Example 88

Compound of Formula XXXIII

##### 1,1-Dimethylethyl

##### N-[2-(B-butyl-1H-imidazo[4,5-c]1,5]naphthyridin-1-yl)ethyl]carbamate

1,1-Dimethylethyl N-{2-[(3-amino[1,5]naphthyridin-4-yl)amino]ethyl} carbamate (0.6 g, 2 mmol), trimethyl orthovalerate (0.35 g, 2.1 mmol), and toluene (25 mL) were combined and heated at reflux for 2 hours. Additional trimethyl orthovalerate (1 eq.) was added and the reaction mixture was heated at reflux overnight. Xylene was added and the toluene was distilled off. The reaction was heated at reflux for an additional 8 hours. The

bulk of the xylene was distilled off leaving a volume of about 5 mL. The reaction mixture was allowed to cool. The resulting precipitate was isolated by filtration, washed with heptane and dried to provide 0.35 g of 1,1-dimethylethyl N-[2-(2-butyl-1*H*-imidazo[4,5-  
5    c]1,5]naphthyridin-1-yl)ethyl]carbamate as an ivory powder, m.p. 198-199°C. Analysis: Calculated for C<sub>20</sub>H<sub>27</sub>N<sub>5</sub>O<sub>2</sub>: %C, 65.01; %H, 7.36; %N, 18.95; Found: %C, 64.75; %N, 7.57; %N, 19.09.

### Example 89

#### Compound of Formula XXXIII

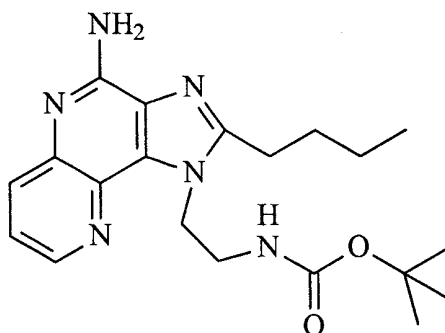
10                   **1-{2-[(1,1-dimethylethoxycarbonyl)amino]ethyl}-2-butyl-  
                          1*H*-imidazo[4,5-*c*][1,5]naphthyridine-5*N*-oxide**

3-Chloroperbenzoic acid (0.7 g of 57-86%) was dissolved in chloroform (10 mL). One half of this solution was added to a solution of 1,1-dimethylethyl N-[2-(2-butyl-1*H*-imidazo[4,5-*c*][1,5]naphthyridin-1-yl)ethyl]carbamate (1.0 g, 2.7 mmol) in chloroform (10  
15    mL). The reaction mixture was stirred at ambient temperature for 30 minutes and then the remaining half of the chloroperbenzoic acid solution was added dropwise to the reaction mixture. The reaction mixture was stirred at ambient temperature for a total of 2.5 hours and then it was diluted with chloroform (50 mL); washed with sodium carbonate, with 10% sodium hydroxide, with water, and with brine; dried and concentrated under vacuum  
20    to provide 1.1 g of a yellow solid. This material was recrystallized twice from acetonitrile to provide 1.0 g of 1-{2-[(1,1-dimethylethoxycarbonyl)amino]ethyl}-2-butyl-1*H*-imidazo[4,5-*c*][1,5]naphthyridine-5*N*-oxide. Analysis: Calculated for C<sub>20</sub>H<sub>27</sub>N<sub>5</sub>O<sub>3</sub>: %C, 62.32; %H, 7.06; %N, 18.17; Found: %C, 62.03; %H, 6.73; %N, 18.10.

## Example 90

## Compound of Formula I

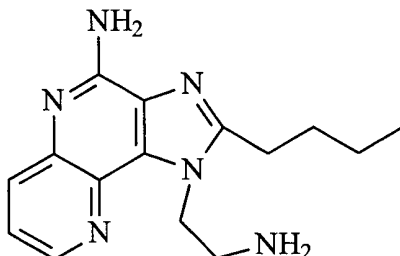
**1,1-Dimethylethyl N-[2-(4-Amino-2-butyl-  
1*H*-imidazo[4,5-*c*][1,5]naphthyridin-1-yl)ethyl]carbamate**



Trichloroacetyl isocyanate (4.8 mL, 40 mmol) was added via a syringe to a solution of 1-{2-[(1,1-dimethylethoxycarbonyl)amino]ethyl}-2-butyl-1*H*-imidazo[4,5-*c*][1,5]naphthyridine-5*N*-oxide (10.4 g, 27 mmol) in dichloromethane (75 mL). The reaction mixture was stirred at ambient temperature for 1 hour. Sodium methoxide (9 mL of 25% sodium methoxide in methanol) was added and the reaction mixture was stirred at ambient temperature overnight. Thin layer chromatography indicated that the reaction was not complete so additional sodium methoxide was added twice with each addition being followed by 2 hours of stirring at ambient temperature. The reaction mixture was diluted with dichloromethane; washed with sodium carbonate, water, and then brine; dried and then concentrated under vacuum to provide 10.4 g of a yellow solid. This material was purified by column chromatography (silica gel eluting with dichloromethane) to provide 8.5 g of a solid. This solid was recrystallized from toluene (20 mL) to provide 6.0 g of 1,1-dimethylethyl N-[2-(4-amino-2-butyl-1*H*-imidazo[4,5-*c*][1,5]naphthyridin-1-yl)ethyl]carbamate as ivory crystals, m.p. 118-120°C. Analysis: Calculated for C<sub>20</sub>H<sub>28</sub>N<sub>6</sub>O<sub>2</sub>: %C, 62.48; %H, 7.34; %N, 21.85; Found: %C, 62.31; %H, 7.23; %N, 22.13. HRMS (EI) calcd for C<sub>20</sub>H<sub>28</sub>N<sub>6</sub>O<sub>2</sub> (M<sup>+</sup>) 384.2273, found 384.2273

## Example 91

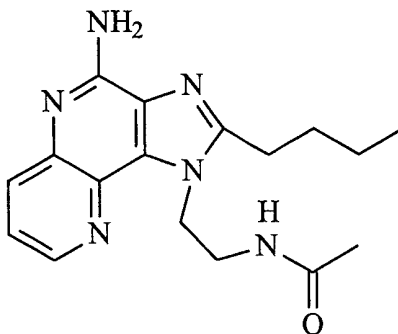
## Compound of Formula I

**2-(4-Amino-2-butyl-1*H*-imidazo[4,5-*c*][1,5]naphthyridin-1-yl)ethaneamine**

Trifluoroacetic acid (5 mL) was added to a solution of 1,1-dimethylethyl N-[2-(4-amino-2-butyl-1*H*-imidazo[4,5-*c*][1,5]naphthyridin-1-yl)ethyl]carbamate (5.7 g, 15 mmol) in dichloromethane (10 mL). The reaction mixture was stirred at ambient temperature for 1 hour. The reaction mixture was diluted with dichloromethane and then extracted with 10% hydrochloric acid. The hydrochloric acid extract was washed twice with dichloromethane and then it was made basic with ammonium hydroxide. The resulting precipitate was isolated by filtration and dried to provide 3.7 g of 2-(4-amino-2-butyl-1*H*-imidazo[4,5-*c*][1,5]naphthyridin-1-yl)ethaneamine as a white powder, m.p. 175-176°C. Analysis: Calculated for C<sub>15</sub>H<sub>20</sub>N<sub>6</sub>: %C, 63.36; %H, 7.09; %N, 29.55; Found: %C, 62.98; %H, 6.92; %N, 29.89. HRMS (EI) calcd for C<sub>15</sub>H<sub>20</sub>N<sub>6</sub> (M<sup>+</sup>) 284.1749, found 284.1748.

## Example 92

## Compound of Formula I

**N<sup>1</sup>-[2-(4-Amino-2-butyl-1*H*-imidazo[4,5-*c*][1,5]naphthyridin-1-yl)ethyl]acetamide**

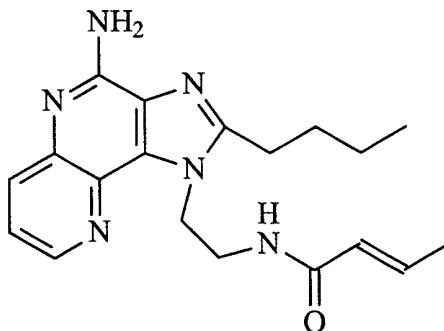


Under a nitrogen atmosphere, acetyl chloride (50  $\mu$ L, 0.7 mmole) in dichloromethane (25 mL) was added dropwise to a cooled (ice bath) solution of 2-(4-amino-2-butyl-1*H*-imidazo[4,5-*c*][1,5]naphthyridin-1-yl)ethaneamine (0.2 g, 0.7 mmol) in dichloromethane (50 mL). After the addition was complete, the reaction mixture was allowed to warm to ambient temperature. After 30 minutes thin layer chromatography indicated that the reaction was complete. The reaction mixture was washed with 10% sodium hydroxide, water and brine; dried; and concentrated under vacuum to provide 0.25 g of crude product. This material was purified by column chromatography (silica gel eluting with dichloromethane) to provide 0.2 g of a solid. This solid was recrystallized from acetonitrile (30 mL) to provide 0.18 g of N<sup>1</sup>-[2-(4-amino-2-butyl-1*H*-imidazo[4,5-*c*][1,5]naphthyridin-1-yl)ethyl]acetamide as a white powder, m.p.228-230°C. Analysis: Calculated for C<sub>17</sub>H<sub>22</sub>N<sub>6</sub>O: %C, 62.56; %H, 6.79; %N, 25.75; Found: %C, 62.50; %H, 6.59; %N, 26.04. HRMS (EI) calcd for C<sub>22</sub>H<sub>26</sub>N<sub>6</sub>O<sub>2</sub> (M<sup>+</sup>) 326.1855, found 326.1846

### Example 93

#### Compound of Formula I

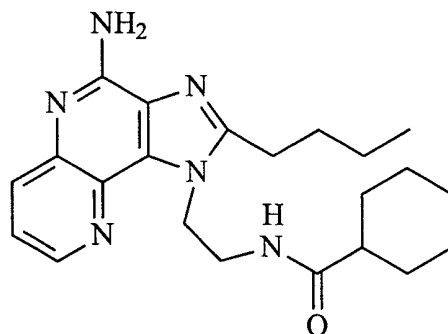
#### N<sup>1</sup>-[2-(4-Amino-2-butyl-1*H*-imidazo[4,5-*c*][1,5]naphthyridin-1-yl)ethyl]-(E)-2-butenamide



Using the general method of Example 92, crotonyl chloride (68  $\mu$ L, 0.7 mmol) was reacted with 2-(4-amino-2-butyl-1*H*-imidazo[4,5-*c*][1,5]naphthyridin-1-yl)ethaneamine (0.2 g, 0.7 mmol) to provide 0.2 g of N<sup>1</sup>-[2-(4-amino-2-butyl-1*H*-imidazo[4,5-*c*][1,5]naphthyridin-1-yl)ethyl]-(E)-2-butenamide as a white powder, m.p. 198-200°C. Analysis: Calculated for C<sub>19</sub>H<sub>24</sub>N<sub>6</sub>O: %C, 64.75; %H, 6.86; %N, 23.85; Found: %C, 64.25; %H, 6.68; %N, 23.99. HRMS (EI) calcd for C<sub>19</sub>H<sub>24</sub>N<sub>6</sub>O (M<sup>+</sup>) 352.2011 found 352.1996

## Example 94

## Compound of Formula I

**N<sup>1</sup>-[2-(4-Amino-2-butyl-1*H*-imidazo[4,5-*c*][1,5]naphthyridin-1-yl)ethyl]-1-cyclohexanecarboxamide**

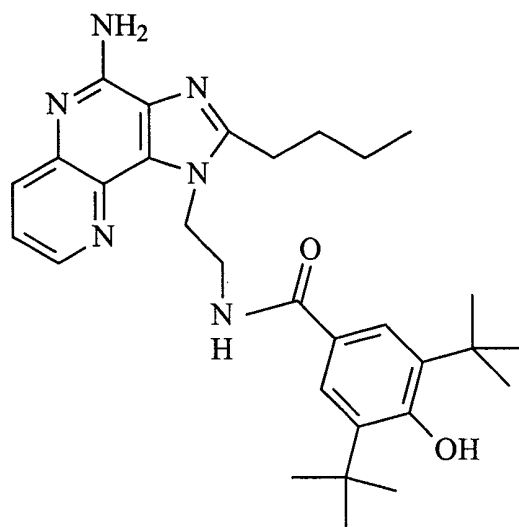
5

Using the general method of Example 92, cyclohexanecarbonyl chloride (94  $\mu$ L, 0.7 mmol) was reacted with 2-(4-amino-2-butyl-1*H*-imidazo[4,5-*c*][1,5]naphthyridin-1-yl)ethaneamine (0.2 g, 0.7 mmol) to provide 0.2 g of N<sup>1</sup>-[2-(4-amino-2-butyl-1*H*-imidazo[4,5-*c*][1,5]naphthyridin-1-yl)ethyl]-1-cyclohexanecarboxamide as a white powder, m.p. 188-190°C. Analysis: Calculated for C<sub>22</sub>H<sub>30</sub>N<sub>6</sub>O: %C, 66.98; %H, 7.66; %N, 21.30; Found: %C, 66.72; %H, 7.57; %N, 21.48. HRMS (EI) calcd for C<sub>22</sub>H<sub>30</sub>N<sub>6</sub>O (M<sup>+</sup>) 394.2481 found 394.2475.

10

## Example 95

## Compound of Formula I

**N<sup>1</sup>-[2-(4-amino-2-butyl-1*H*-imidazo[4,5-*c*][1,5]naphthyridin-1-yl)ethyl]-3,5-di-(1,1-dimethylethyl)-4-hydroxybenzamide**

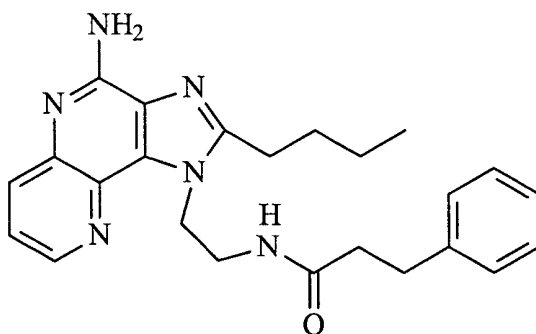
15

Using the general method of Example 92, 3,5-di-(1,1dimethylethyl)-4-hydroxybenzoyl chloride (0.47 g, 1.7 mmol) was reacted with 2-(4-amino-2-butyl-1*H*-imidazo[4,5-*c*][1,5]naphthyridin-1-yl)ethaneamine (0.5 g, 1.7 mmol) to provide 0.5 g of *N*<sup>1</sup>-[2-(4-amino-2-butyl-1*H*-imidazo[4,5-*c*][1,5]naphthyridin-1-yl)ethyl]-3,5-di-(1,1-dimethylethyl)-4-hydroxybenzamide as a white powder, m.p. 248-250°C. Analysis: Calculated for C<sub>30</sub>H<sub>40</sub>N<sub>6</sub>O<sub>2</sub>: %C, 69.74; %H, 7.80; %N, 16.27; Found: %C, 69.65 %H, 7.69; %N, 16.42. HRMS (EI) calcd for C<sub>30</sub>H<sub>40</sub>N<sub>6</sub>O<sub>2</sub> (M<sup>+</sup>) 516.3212 found 516.3226

## Example 96

## Compound of Formula I

***N*<sup>1</sup>-[2-(4-Amino-2-butyl-1*H*-imidazo[4,5-*c*][1,5]naphthyridin-1-yl)ethyl]-3-phenylpropanamide Hydrochloride**

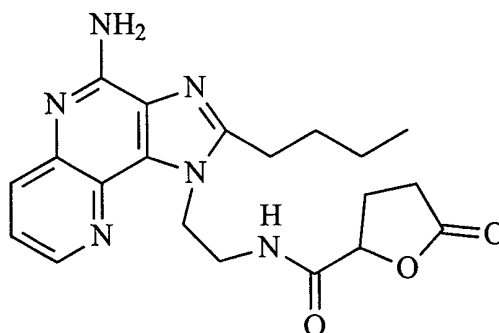


Using the general method of Example 92, hydrocinnamoyl chloride (0.1 g, 0.7 mmol) was reacted with 2-(4-amino-2-butyl-1*H*-imidazo[4,5-*c*][1,5]naphthyridin-1-yl)ethaneamine (0.2 g, 0.7 mmol). After one hour the reaction mixture was poured directly onto a silica gel column and eluted with dichloromethane at first, then 15% methanol / dichloromethane to provide 0.2 g of a solid. This solid was recrystallized from toluene to provide 0.2 g of *N*<sup>1</sup>-[2-(4-amino-2-butyl-1*H*-imidazo[4,5-*c*][1,5]naphthyridin-1-yl)ethyl]-3-phenylpropanamide hydrochloride as a white powder, m.p. 183-185°C. Analysis: Calculated for C<sub>24</sub>H<sub>28</sub>N<sub>6</sub>O HCl: %C, 63.64; %H, 6.45; %N, 18.55; Found: %C, 63.68; %H, 6.43; %N, 18.55.

## Example 97

## Compound of Formula I

**N-[2-(4-Amino-2-butyl-1*H*-imidazo[4,5-*c*][1,5]naphthyridin-1-yl)ethyl]-5-oxotetrahydro-2-furancarboxamide**



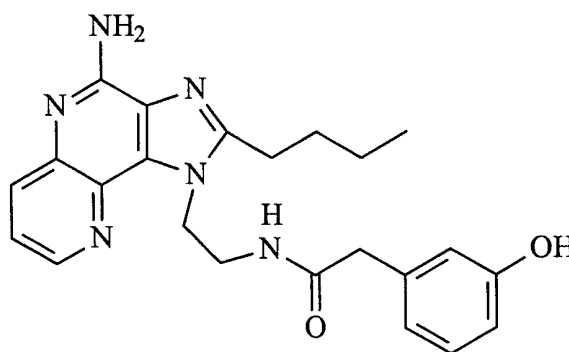
A solution of (S)-(+)-5-oxo-2-tetrahydrofurancarboxylic acid (0.23 g, 1.7 mmole in anhydrous dichloromethane (30 mL) was slowly added to a solution of 2-(4-amino-2-butyl-1*H*-imidazo[4,5-*c*][1,5]naphthyridin-1-yl)ethaneamine (0.5 g, 1.7 mmol) in anhydrous dichloromethane (100 mL). The reaction mixture was stirred at ambient temperature for 30 minutes and then a solution of 1-[3-(dimethoxyamino)propyl]-3-ethylcarbodiimide hydrochloride (0.37 g, 1.9 mmol) in anhydrous dichloromethane (50 mL) was added dropwise. The reaction mixture was stirred at ambient temperature overnight and then filtered to remove solids. The filtrate was washed twice with 10% sodium hydroxide and then with brine, dried, and then concentrated under vacuum to provide 0.3g of crude product. This material was purified by column chromatography (silica gel eluting with dichloromethane) followed by recrystallization from acetonitrile to provide 0.1 g of N-[2-(4-amino-2-butyl-1*H*-imidazo[4,5-*c*][1,5]naphthyridin-1-yl)ethyl]-5-oxotetrahydro-2-furancarboxamide as a white powder, m.p. 153-154°C. Analysis:

Calculated for C<sub>20</sub>H<sub>24</sub>N<sub>6</sub>O<sub>3</sub>: %C, 60.59; %H, 6.10; %N, 21.19; Found: %C, 60.34; %H, 6.14; %N, 21.13. HRMS (EI) calcd for C<sub>20</sub>H<sub>24</sub>N<sub>6</sub>O<sub>3</sub> (M<sup>+</sup>) 396.1909 found 396.1905

## Example 98

## Compound of Formula I

**N<sup>1</sup>-[2-(4-Amino-2-butyl-1*H*-imidazo[4,5-*c*][1,5]naphthyridin-1-yl)ethyl]-  
2-(3-hydroxyphenyl)acetamide**

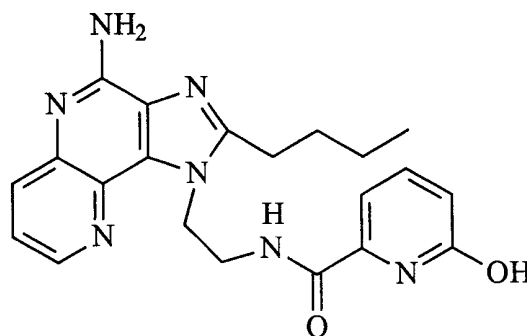


Using the general method of Example 97 3-hydroxyphenyl acetic acid (0.26 g, 1.7 mmole) was reacted with 2-(4-amino-2-butyl-1*H*-imidazo[4,5-*c*][1,5]naphthyridin-1-yl)ethaneamine (0.5 g, 1.7 mmol) to provide 0.13 g of N<sup>1</sup>-[2-(4-amino-2-butyl-1*H*-imidazo[4,5-*c*][1,5]naphthyridin-1-yl)ethyl]-2-(3-hydroxyphenyl)acetamide as a white powder, m.p. 208-210°C. Analysis: Calculated for C<sub>23</sub>H<sub>26</sub>N<sub>6</sub>O<sub>2</sub>: %C, 66.01; %H, 6.26; %N, 20.08; Found: %C, 65.63; %H, 6.11; %N, 20.30. HRMS (EI) calcd for C<sub>23</sub>H<sub>26</sub>N<sub>6</sub>O<sub>2</sub> (M<sup>+</sup>) 418.2117 found 418.2109.

## Example 99

## Compound of Formula I

**N-[2-(4-Amino-2-butyl-1*H*-imidazo[4,5-*c*][1,5]naphthyridin-1-yl)ethyl]-  
6-hydroxy-2-pyridinecarboxamide**



Using the general method of Example 97 6-hydroxypicolinic acid (0.24 g, 1.7 mmole) was reacted with 2-(4-amino-2-butyl-1*H*-imidazo[4,5-*c*][1,5]naphthyridin-1-

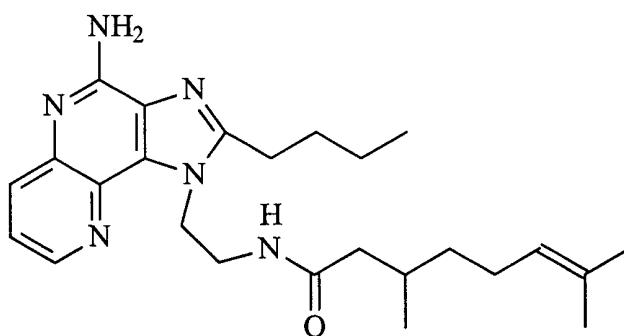
yl)ethaneamine (0.5 g, 1.7 mmol) to provide 0.15 g of N-[2-(4-amino-2-butyl-1*H*-imidazo[4,5-*c*][1,5]naphthyridin-1-yl)ethyl]-6-hydroxy-2-pyridinecarboxamide as a white powder, m.p. 258-260°C. Analysis: Calculated for C<sub>21</sub>H<sub>23</sub>N<sub>7</sub>O<sub>2</sub> + ½ CH<sub>3</sub>CN: %C, 62.03; %H, 5.80; %N, 24.66; Found: %C, 61.87; %H, 5.70; %N, 24.60.

5

## Example 100

## Compound of Formula I

**N<sup>1</sup>-[2-(4-Amino-2-butyl-1*H*-imidazo[4,5-*c*][1,5]naphthyridin-1-yl)ethyl]-3,7-dimethyl-6-octenamide**



10

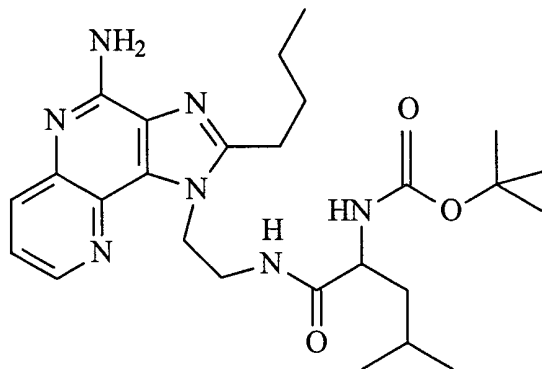
Using the general method of Example 97 citronellic acid (0.3 g, 1.7 mmole) was reacted with 2-(4-amino-2-butyl-1*H*-imidazo[4,5-*c*][1,5]naphthyridin-1-yl)ethaneamine (0.5 g, 1.7 mmol) to provide 0.5 g of N<sup>1</sup>-[2-(4-amino-2-butyl-1*H*-imidazo[4,5-*c*][1,5]naphthyridin-1-yl)ethyl]-3,7-dimethyl-6-octenamide as a white wispy solid, m.p. 163-164°C. Analysis: Calculated for C<sub>25</sub>H<sub>36</sub>N<sub>6</sub>O: %C, 68.77; %H, 8.31; %N, 19.25; Found: %C, 68.84; %H, 8.14; %N, 19.58. HRMS (EI) calcd for C<sub>25</sub>H<sub>36</sub>N<sub>6</sub>O (M<sup>+</sup>) 436.2950 found 436.2952.

15

## Example 101

## Compound of Formula I

**1,1-Dimethylethyl N-[1-({[2-(4-Amino-2-butyl-1*H*-imidazo[4,5-*c*][1,5]naphthyridin-1-yl)ethyl]amino}carbonyl)-3-methylbutyl]carbamate**

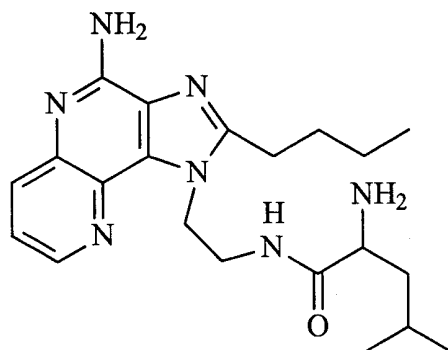


Using the general method of Example 97 N-t-BOC-L-leucine (0.41 g, 1.7 mmole) was reacted with 2-(4-amino-2-butyl-1*H*-imidazo[4,5-*c*][1,5]naphthyridin-1-yl)ethaneamine (0.5 g, 1.7 mmol) to provide 0.5 g of 1,1-dimethylethyl N-[1-({[2-(4-amino-2-butyl-1*H*-imidazo[4,5-*c*][1,5]naphthyridin-1-yl)ethyl]amino}carbonyl)-3-methylbutyl]carbamate as a white solid, m.p. 184-185°C. HRMS (EI) calcd for C<sub>26</sub>H<sub>39</sub>N<sub>7</sub>O<sub>3</sub> (M<sup>+</sup>) 497.3114 found 497.3093.

## Example 102

## Compound of Formula I

**N<sup>1</sup>-[2-(4-Amino-2-butyl-1*H*-imidazo[4,5-*c*][1,5]naphthyridin-1-yl)ethyl]-2-amino-4-methylpentanamide**



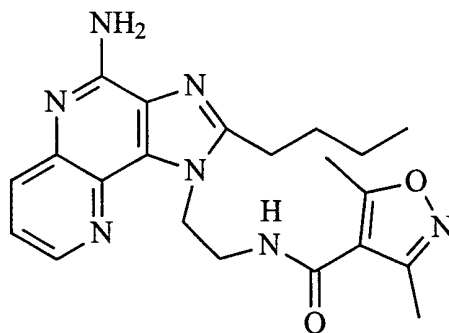
1,1-Dimethylethyl N-[1-({[2-(4-amino-2-butyl-1*H*-imidazo[4,5-*c*][1,5]naphthyridin-1-yl)ethyl]amino}carbonyl)-3-methylbutyl]carbamate (0.35 g, 0.7 mmol) was combined with 1 N hydrochloric acid (40 mL) and heated on a steam bath for

30 minutes. The reaction mixture was allowed to cool and then it was made basic with 10% sodium hydroxide. The resulting precipitate was isolated by filtration and dried to provide 0.15 g of N<sup>1</sup>-[2-(4-amino-2-butyl-1*H*-imidazo[4,5-*c*][1,5]naphthyridin-1-yl)ethyl]-2-amino-4-methylpentamide as a white solid, m.p.60-65°C. Analysis: Calculated for C<sub>21</sub>H<sub>31</sub>N<sub>7</sub>O: %C, 63.27; %H, 7.86; %N, 24.66; Found: %C, 62.27; %H, 7.67; %N, 24.77. HRMS (EI) calcd for C<sub>21</sub>H<sub>31</sub>N<sub>7</sub>O (M<sup>+</sup>) 397.2590 found 397.2582.

## Example 103

## Compound of Formula I

N-[2-(4-Amino-2-butyl-1*H*-imidazo[4,5-*c*][1,5]naphthyridin-1-yl)ethyl]-3,5-dimethyl-4-isoxazolecarboxamide



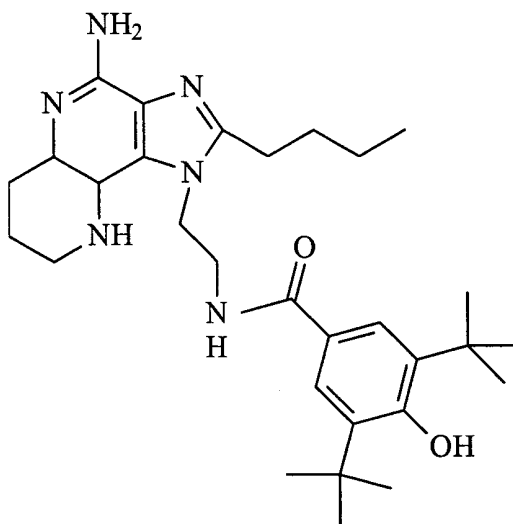
Using the general method of Example 97 3,5-dimethylisoxazole-4-carboxylic acid (0.25 g, 1.7 mmole) was reacted with 2-(4-amino-2-butyl-1*H*-imidazo[4,5-*c*][1,5]naphthyridin-1-yl)ethaneamine (0.5 g, 1.7 mmol) to provide 0.23 g of N-[2-(4-amino-2-butyl-1*H*-imidazo[4,5-*c*][1,5]naphthyridin-1-yl)ethyl]-3,5-dimethyl-4-isoxazolecarboxamide as a white powder, m.p. 188-189°C. Analysis: Calculated for C<sub>21</sub>H<sub>25</sub>N<sub>7</sub>O<sub>2</sub>: %C, 61.90; %H, 6.18; %N, 24.06; Found: %C, 61.92; %H, 6.15; %N, 24.28. HRMS (EI) calcd for C<sub>21</sub>H<sub>25</sub>N<sub>7</sub>O<sub>2</sub> (M<sup>+</sup>) 407.2069 found 407.2068



## Example 104

## Compound of Formula II

**N<sup>1</sup>-[2-(4-Amino-2-butyl-6,7,8,9-tetrahydro-1*H*-imidazo[4,5-*c*][1,5]naphthyridin-1-yl)ethyl]-3,5-di-(1,1-dimethylethyl)-4-hydroxybenzamide**



5

A solution of N<sup>1</sup>-[2-(4-amino-2-butyl-1*H*-imidazo[4,5-*c*][1,5]naphthyridin-1-yl)ethyl]-3,5-di-(1,1-dimethylethyl)-4-hydroxybenzamide (0.1 g, 0.19 mmol) in trifluoroacetic acid (15 mL) and platinum oxide (0.1 g) were combined and hydrogenated overnight on a Parr apparatus. The reaction mixture was filtered to remove the catalyst.

10

The filtrate was concentrated under vacuum. The residue was dissolved in dichloromethane. The dichloromethane solution was washed twice with 10% sodium hydroxide and with brine, dried and then concentrated under vacuum to provide crude product. This material was purified by chromatography eluting with 10% methanol in dichloromethane. The resulting oil was triturated with acetonitrile to provide 0.05 g of N<sup>1</sup>-[2-(4-amino-2-butyl-6,7,8,9-tetrahydro-1*H*-imidazo[4,5-*c*][1,5]naphthyridin-1-yl)ethyl]-3,5-di-(1,1-dimethylethyl)-4-hydroxybenzamide as a white powder, m.p. 208-210°C.

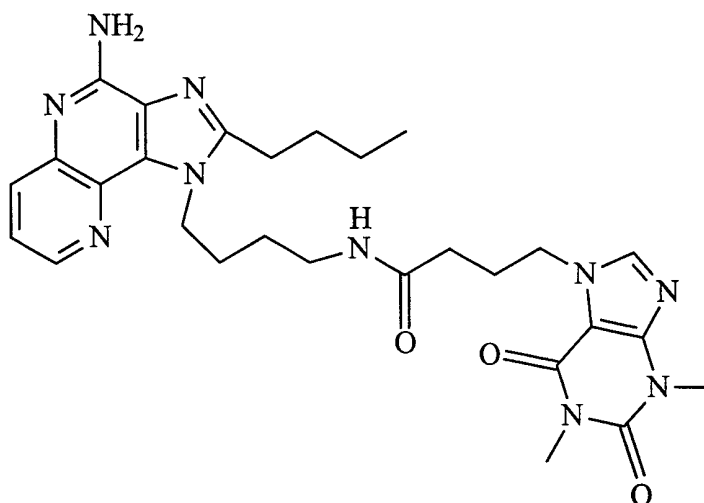
15

Analysis: Calculated for C<sub>30</sub>H<sub>44</sub>N<sub>6</sub>O<sub>2</sub> + 0.1 CF<sub>3</sub>CO<sub>2</sub>H: %C, 68.17; %H, 8.35; %N, 15.79; Found: %C, 68.48; %H, 8.29; %N, 16.08.

## Example 105

## Compound of Formula I

**N<sup>1</sup>-[4-(4-Amino-2-butyl-1*H*-imidazo[4,5-*c*][1,5]naphthyridin-1-yl)butyl]-  
5-(1,3-dimethyl-2,6-oxo-2,3,6,7-tetrahydro-1*H*-purinyl)pentamide**



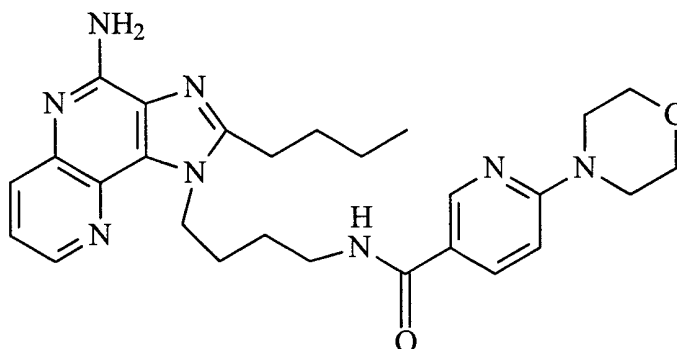
4-(4-Amino-2-butyl-1*H*-imidazo[4,5-*c*][1,5]naphthyridin-1-yl)butaneamine (0.2 g),  
5-(1,3-dimethyl-2,6-oxo-2,3,6,7-tetrahydro-1*H*-purinyl)pentanoic acid (0.18 g) and  
dichloromethane (100 mL) were combined and stirred at ambient temperature for 30  
minutes. 1-[3-(Dimethylamino)propyl]-3-ethylcarbodiimide (0.12 g) was added and the  
reaction mixture was stirred at ambient temperature for 2 hours. The reaction was filtered  
through a column of silica gel and eluted with 10% methanol in dichloromethane to  
provide 0.2 g of N<sup>1</sup>-[4-(4-amino-2-butyl-1*H*-imidazo[4,5-*c*][1,5]naphthyridin-1-yl)butyl]-  
5-(1,3-dimethyl-2,6-oxo-2,3,6,7-tetrahydro-1*H*-purinyl)pentamide, m.p. 153.5-155°C.

Analysis: Calculated for C<sub>29</sub>H<sub>38</sub>N<sub>10</sub>O<sub>3</sub>: %C, 60.61; %H, 6.66; %N, 24.37; Found: %C,  
60.65; %H, 6.66; %N, 24.32.

## Example 106

## Compound of Formula I

**N<sup>1</sup>-[4-(4-Amino-2-butyl-1*H*-imidazo[4,5-*c*][1,5]naphthyridin-1-yl)butyl]-6-morpholinonicotinamide**



5

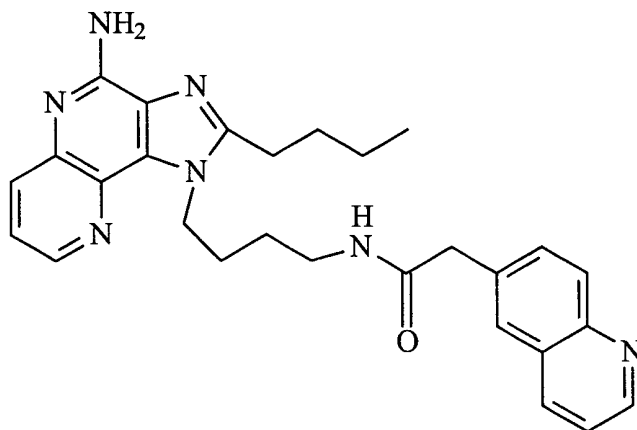
Using the general method of Example 105 6-morpholinonicotinic acid (0.12 g, 64 mmol) was reacted with 4-(4-amino-2-butyl-1*H*-imidazo[4,5-*c*][1,5]naphthyridin-1-yl)butaneamine (0.2 g, 0.64 mmol) to provide N<sup>1</sup>-[4-(4-amino-2-butyl-1*H*-imidazo[4,5-*c*][1,5]naphthyridin-1-yl)butyl]-6-morpholinonicotinamide as a white solid, m.p. 95-100°C. Calculated for C<sub>27</sub>H<sub>34</sub>N<sub>8</sub>O<sub>2</sub> + ½ H<sub>2</sub>O: %C, 63.39; %H, 6.90; %N, 21.90; Found: %C, 63.69; %H, 6.95; %N, 21.52.

10

## Example 107

## Compound of Formula I

**N<sup>1</sup>-[4-(4-Amino-2-butyl-1*H*-imidazo[4,5-*c*][1,5]naphthyridin-1-yl)butyl]-6-quinolinecarboxamide**



15

Using the general method of Example 105 6-quinolinecarboxylic acid (0.11 g, 64 mmol) was reacted with 4-(4-amino-2-butyl-1*H*-imidazo[4,5-*c*][1,5]naphthyridin-1-

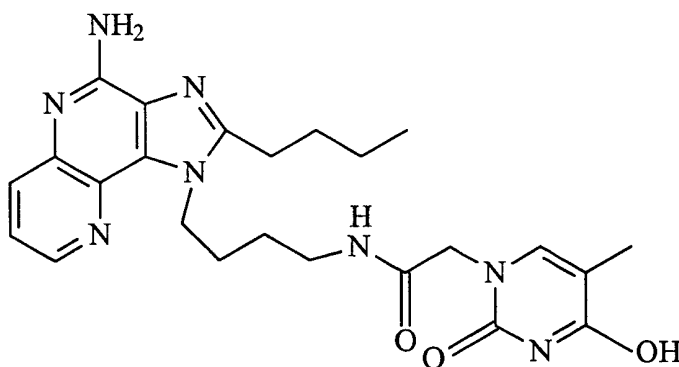
yl)butaneamine (0.2 g, 0.64 mmol) to provide N<sup>1</sup>-[4-(4-amino-2-butyl -1*H*-imidazo[4,5-*c*][1,5]naphthyridin-1-yl)butyl]-6-quinolinecarboxamide as a white solid, m.p. 190-191°C. Analysis: Calculated for C<sub>27</sub>H<sub>29</sub>N<sub>7</sub>O + ¼H<sub>2</sub>O: %C, 68.70; %H, 6.30; %N, 20.77; Found: %C, 68.54; %H, 6.21; %N, 20.93.

5

## Example 108

## Compound of Formula I

N<sup>1</sup>-[4-(4-Amino-2-butyl -1*H*-imidazo[4,5-*c*][1,5]naphthyridin-1-yl)butyl]-  
2-(4-hydroxy-5-methyl-2-oxo-1,2-dihydro-1-pyrimidinyl)acetamide



10

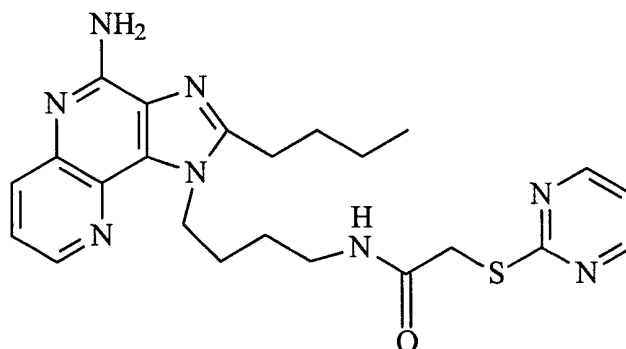
Using the general method of Example 105 2-(4-hydroxy-5-methyl-2-oxo-1,2-dihydro-1-pyrimidinyl)acetic acid (0.12 g, 64 mmol) was reacted with 4-(4-amino-2-butyl-1*H*-imidazo[4,5-*c*][1,5]naphthyridin-1-yl)butaneamine (0.2 g, 0.64 mmol) to provide 0.06 g of N<sup>1</sup>-[4-(4-amino-2-butyl -1*H*-imidazo[4,5-*c*][1,5]naphthyridin-1-yl)butyl]-2-(4-hydroxy-5-methyl-2-oxo-1,2-dihydro-1-pyrimidinyl)acetamide as a solid, m.p. 242-244°C.

15

## Example 109

## Compound of Formula I

**N<sup>1</sup>-[4-(4-Amino-2-butyl-1*H*-imidazo[4,5-*c*][1,5]naphthyridin-1-yl)butyl]-  
2-(2-pyrimidinylsulfanyl)acetamide**



5

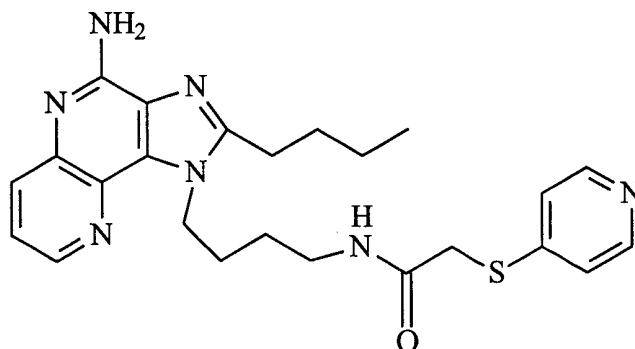
Using the general method of Example 105 (2-pyrimidinylthio)acetic acid (0.11 g, 64 mmol) was reacted with 4-(4-amino-2-butyl-1*H*-imidazo[4,5-*c*][1,5]naphthyridin-1-yl)butaneamine (0.2 g, 0.64 mmol) to provide N<sup>1</sup>-[4-(4-amino-2-butyl-1*H*-imidazo[4,5-*c*][1,5]naphthyridin-1-yl)butyl]-2-(2-pyrimidinylsulfanyl)acetamide as a white solid, m.p. 156-160°C (dec.).

10

## Example 110

## Compound of Formula I

**N<sup>1</sup>-[4-(4-Amino-2-butyl-1*H*-imidazo[4,5-*c*][1,5]naphthyridin-1-yl)butyl]-  
2-(4-pyridylsulfanyl)acetamide**



15

Using the general method of Example 105 (4-pyridylthio)acetic acid (0.11 g, 64 mmol) was reacted with 4-(4-amino-2-butyl-1*H*-imidazo[4,5-*c*][1,5]naphthyridin-1-yl)butaneamine (0.2 g, 0.64 mmol) to provide 0.1 g of N<sup>1</sup>-[4-(4-amino-2-butyl-1*H*-

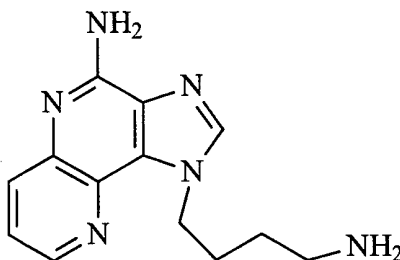
20

imidazo[4,5-*c*][1,5]naphthyridin-1-yl)butyl]-2-(4-pyridylsulfanyl)acetamide as a solid, m.p. 127.5-129°C.

### Example 111

#### Compound of Formula I

4-(4-amino-1*H*-imidazo[4,5-*c*][1,5]naphthyridin-1-yl)butaneamine



#### Part A

Triethylorthoformate (2.8 mL, 16.6 mmol) was added to a solution of 1,1-dimethylethyl N-{4-[(3-amino[1,5]naphthyridin-4-yl)amino]butyl} carbamate (5.0 g, 15.1 mmol) in toluene (150 mL). The reaction was heated at reflux overnight with ethanol being collected in a Dean Stark trap. The reaction mixture was heated at reflux for an additional 6 hours and then p-toluenesulfonic acid (1.4 g, 7.5 mmol) was added and the reaction was refluxed overnight. A dark orange/brown oil had formed. The toluene supernatant was decanted off and concentrated under vacuum to provide 1.1 g of 1,1-dimethylethyl N-[4-(1*H*-imidazo[4,5-*c*][1,5]naphthyridin-1-yl)butyl]carbamate. The oil was identified as 4-(1*H*-imidazo[4,5-*c*][1,5]naphthyridin-1-yl)butaneamine. This material was reacted with 1,1-dimethylethyl-dicarbonate to provide an additional 1 g of 1,1-dimethylethyl N-[4-(1*H*-imidazo[4,5-*c*][1,5]naphthyridin-1-yl)butyl]carbamate. The two lots were combined and carried on to the next step.

#### Part B

3-Chloroperbenzoic acid (1.86 g of 60%) was added in small portions to a solution of the material from Part A in chloroform (25 mL). The reaction was maintained at ambient temperature overnight and then it was diluted with 5% sodium carbonate solution. The layers were separated. The organic layer was concentrated under vacuum. The residue was slurried with hot methyl acetate, cooled and then filtered to provide 2.0 g of 1-

{4-[(1,1-dimethylethylcarbonyl)amino]butyl}-1*H*-imidazo[4,5-*c*][1,5]naphthyridine-5*N*-oxide.

#### Part C

Tosyl chloride (0.64 g, 3.37 mmol) was slowly added in small portions to a solution of the material from Part B (1.2 g, 3.37 mmol) in dichloromethane (20 mL). After 4 hours an additional 100 mg of tosyl chloride was added to drive the reaction to completion. The reaction was quenched with concentrated ammonium hydroxide (5 mL) and water (10 mL) and stirred at ambient temperature over the weekend. The layers were separated. The organic layer was concentrated under vacuum to provide a tan solid. This solid was slurried in hot methyl acetate, cooled and the filtered to provide 0.9 g of 1,1-dimethylethyl N-[4-(4-amino-1*H*-imidazo[4,5-*c*][1,5]naphthyridin-1-yl)butyl]carbamate.

#### Part D

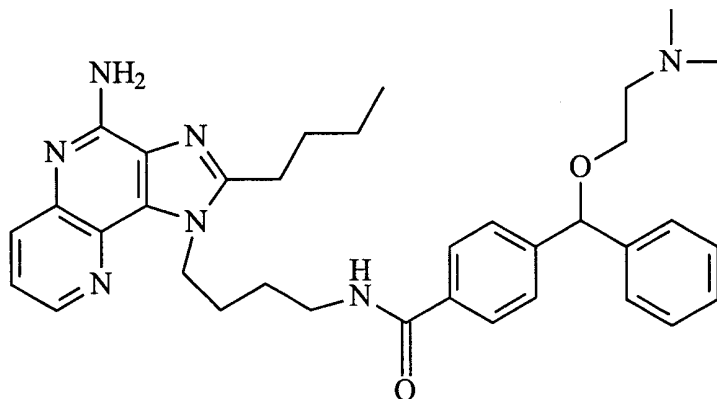
A mixture of the material from Part C and 1 N hydrochloric acid (25 mL) was heated at reflux until thin layer chromatography indicated that the reaction was complete. The mixture was adjusted to pH 14 with 6 N sodium hydroxide. The resulting precipitate was isolated by filtration to provide 0.2 g of 4-(4-amino-1*H*-imidazo[4,5-*c*][1,5]naphthyridin-1-yl)butaneamine as a pale yellow solid, m.p. 161-163°C. Mass spec (*M* + 1) = 257.09.

## Example 112

## Compound of Formula I

**N<sup>1</sup>-[4-(4-Amino-2-butyl-1*H*-imidazo[4,5-*c*][1,5]naphthyridin-1-yl)butyl]-  
4-{[2-(dimethylamino)ethoxy](phenyl)methyl}benzamide**

5

Part A

Under a nitrogen atmosphere phenyl magnesium bromide (39 mL of 3 M in ether)  
 10 was added via a syringe over a period of 30 minutes to a solution of methyl 4-  
 formylbenzoate (19.2 g, 117 mmol). The mixture was allowed to stir for an additional 10  
 minutes and then it was quenched by the addition of 1 M hydrochloric acid (125 mL). The  
 reaction mixture was extracted with diethyl ether (2 X 200 mL). The combined extracts  
 were washed with brine, dried over magnesium sulfate, filtered and then concentrated  
 15 under vacuum to provide a yellow oil. This material was purified by flash  
 chromatography (silica gel eluting with 6:1 hexanes:ethyl acetate) to provide 6.9 g of  
 methyl 4-( $\alpha$ -hydroxybenzyl)benzoate as a clear oil.

Under a nitrogen atmosphere a suspension of p-toluenesulfonic acid monohydrate  
 (10.7 g, 56 mmol) in toluene (70 mL) was heated at reflux. Water (~1 mL) was collected  
 20 in a Dean Stark trap. The heating mantle was removed. To the warm mixture was added a  
 solution of methyl 4-( $\alpha$ -hydroxybenzyl)benzoate (3.47 g, 14 mmol) and N,N-  
 dimethylethanolamine (2.9 mL, 28 mmol) in a minimal amount of toluene. The mixture  
 was heated at reflux for 20 minutes and then allowed to cool to ambient temperature. The  
 reaction mixture was partitioned between diethyl ether and saturated aqueous sodium  
 25 bicarbonate (the aqueous layer was basic). The aqueous layer was extracted with an



additional 100mL of diethyl ether. The combined organic layers were dried and then concentrated under vacuum. The residue was purified by flash chromatography (silica gel eluting with 5%, then 10% methanol in dichloromethane) to provide 2.49 g of methyl 4-[ $\alpha$ -(2-N,N-dimethylaminoethoxy)benzyl]benzoate as a colorless oil.

- 5           1 N Sodium hydroxide (2.54 mL) was added to a solution of methyl 4-[ $\alpha$ -(2-N,N-dimethylaminoethoxy)benzyl]benzoate (0.53 g, 1.7 mmol) in methanol (10 mL). The solution was heated at reflux for 1 hour, allowed to cool to ambient temperature and then neutralized (pH 5-6) with 1 N hydrochloric acid (2.54 mL). The mixture was concentrated under vacuum (bath at 45°C). The resulting residue was extracted into a mixture of  
10       dichloromethane (15 mL) and methanol (3 mL). The extract was filtered and the filtrate was concentrated under vacuum to provide a viscous residue. Trituration with several portions of diethyl ether provided 0.39 g of 4-[ $\alpha$ -(2-N,N-dimethylaminoethoxy)benzyl]benzoic acid as a white powder.

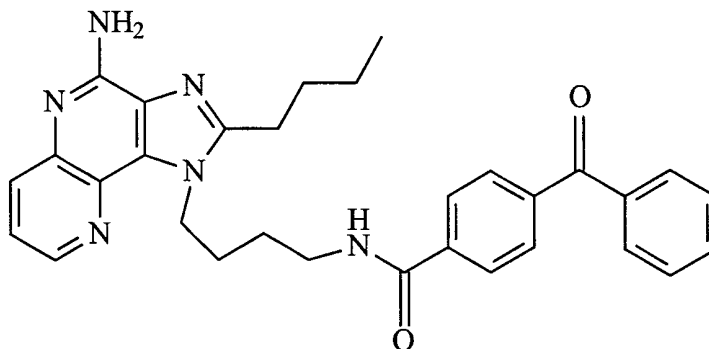
#### Part B

- 15           4-(4-Amino-2-butyl-1*H*-imidazo[4,5-*c*][1,5]naphthyridin-1-yl)butaneamine (0.130 g, 0.4175 mmol) and 4-[ $\alpha$ -(2-N,N-dimethylaminoethoxy)benzyl]benzoic acid (0.125 g, 0.4175 mmol) were combined in dichloromethane (150 mL) and stirred at ambient temperature until a clear solution was obtained. 1-[3-(Dimethylamino)propyl]-3-ethylcarbodiimide hydrochloride (0.088 g, 0.46 mmol) was added and the reaction was  
20       maintained at ambient temperature for 2 days. The volume of dichloromethane was reduced and the concentrate was purified by flash chromatography (silica gel eluting with 10% methanol in dichloromethane) to provide 0.085 g of N<sup>1</sup>-[4-(4-amino-2-butyl-1*H*-imidazo[4,5-*c*][1,5]naphthyridin-1-yl)butyl]-4-{{2-(dimethylamino)ethoxy}(phenyl)methyl}benzamide as a solid, m.p. 105-108°C. Mass  
25       spec (M + 1) = 594.30.

## Example 113

Compound of Formula I

**N<sup>1</sup>-[4-(4-Amino-2-butyl-1*H*-imidazo[4,5-*c*][1,5]naphthyridin-1-yl)butyl]-4-benzoylbenzamide**



5

Using the general method of Example 112 Part B, 4-benzoylbenzoic acid (72 mg, 0.32 mmole) was reacted with 4-(4-amino-2-butyl-1*H*-imidazo[4,5-*c*][1,5]naphthyridin-1-yl)butaneamine (100 mg, 0.32 mmol) to provide 30 mg of N<sup>1</sup>-[4-(4-amino-2-butyl-1*H*-imidazo[4,5-*c*][1,5]naphthyridin-1-yl)butyl]-4-benzoylbenzamide as a white solid. Mass-spec ( $M + 1 = 521.31$ ).

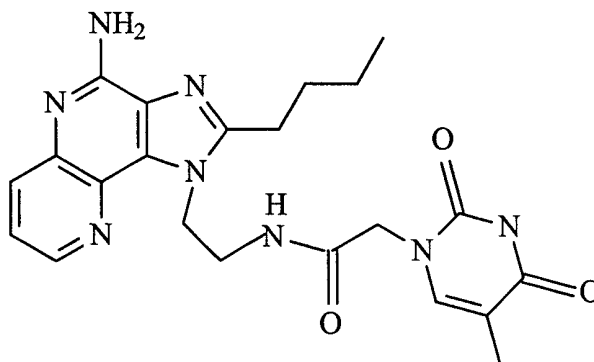
10

## Example 114

Compound of Formula I

**N<sup>1</sup>-[4-(4-Amino-2-butyl-1*H*-imidazo[4,5-*c*][1,5]naphthyridin-1-yl)ethyl]-2-(5-methyl-2,4-dioxo-1,2,3,4-tetrahydro-1-pyrimidinyl)acetamide**

15



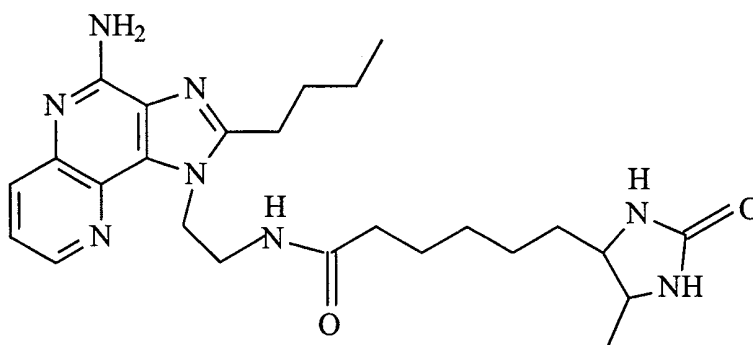
Using the general method of Example 112 Part B, thymine-1-acetic acid (130 mg, 0.70 mmole) was reacted with 4-(4-amino-2-butyl-1*H*-imidazo[4,5-*c*][1,5]naphthyridin-1-yl)ethaneamine (200 mg, 0.70 mmol) to provide 68 mg of N<sup>1</sup>-[4-(4-amino-2-butyl-1*H*-

imidazo[4,5-*c*][1,5]naphthyridin-1-yl)ethyl]-2-(5-methyl-2,4-dioxo-1,2,3,4-tetrahydro-1-pyrimidinyl)acetamide as a white solid, m.p. 241-242°C. Mass-spec ( $M + 1 = 451.24$ ).

## Example 115

## Compound of Formula I

**N<sup>1</sup>-[4-(4-Amino-2-butyl-1*H*-imidazo[4,5-*c*][1,5]naphthyridin-1-yl)ethyl]-6-(5-methyl-2-oxo-4-imidazolidinyl)hexamide**

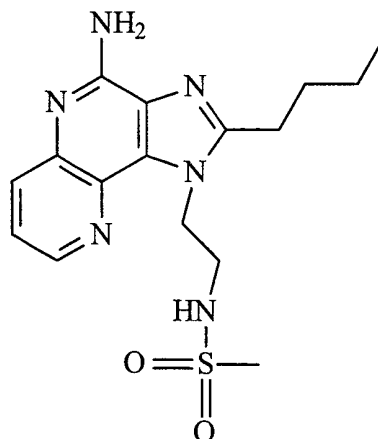


Using the general method of Example 112 Part B, D-desthiobiotin (151 mg, 0.70 mmole) was reacted with 4-(4-amino-2-butyl-1*H*-imidazo[4,5-*c*][1,5]naphthyridin-1-yl)ethaneamine (200 mg, 0.70 mmol) to provide 231 mg of N<sup>1</sup>-[4-(4-amino-2-butyl-1*H*-imidazo[4,5-*c*][1,5]naphthyridin-1-yl)ethyl]-6-(5-methyl-2-oxo-4-imidazolidinyl)hexamide as a white solid, m.p. 184-186°C. Mass spec ( $M + 1 = 481.35$ ).

## Example 116

## Compound of Formula I

**N<sup>1</sup>-[4-(4-Amino-2-butyl-1*H*-imidazo[4,5-*c*]  
[1,5]naphthyridin-1-yl)ethyl]methanesulfonamide**



5

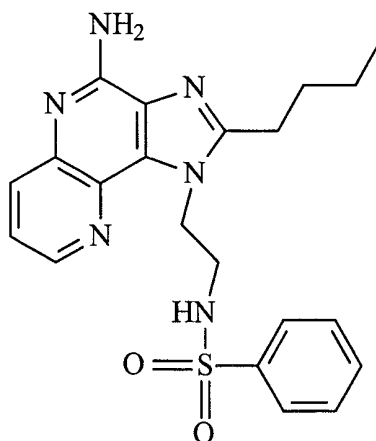
Using the method of Examples below, 4-(4-amino-2-butyl-1*H*-imidazo[4,5-*c*][1,5]naphthyridin-1-yl)ethaneamine (14 mg, 50  $\mu$ mol) was reacted with methanesulfonyl chloride (4  $\mu$ L, 50  $\mu$ mol) to provide 5.3 mg of N<sup>1</sup>-[4-(4-amino-2-butyl-1*H*-imidazo[4,5-*c*][1,5]naphthyridin-1-yl)ethyl]methanesulfonamide. <sup>1</sup>H NMR (500 MHz, d6-DMSO)  $\delta$  =

10 8.49 (dd, *J*=4.3; 1.5 Hz, 1 H), 7.92 (dd, *J*=8.0; 1.5 Hz, 1 H), 7.44 (dd, *J*=8.0; 4.3 Hz, 1 H), 7.30 (t, *J*=6 Hz, 1 H), 6.76 (s, 2H), 4.77 (t, *J*=6 Hz, 2 H), 3.50 (q, *J*=6 Hz, 2 H), 2.98 (t, *J*=7 Hz, 2 H), 2.85 (s, 3H), 1.82 (quintet, *J*=7 Hz, 2 H), 1.46 (m, 2 H), 0.96 (t, *J*=7 Hz, 3 H). Mass spec by APCI (+/-) plug injection gave desired MW.

## Example 117

## Compound of Formula I

**N<sup>1</sup>-[4-(4-Amino-2-butyl-1*H*-imidazo[4,5-*c*]  
[1,5]naphthyridin-1-yl)ethyl]benzenesulfonamide**



5

Using the method of Examples 118-152 below, 4-(4-amino-2-butyl-1*H*-imidazo[4,5-*c*][1,5]naphthyridin-1-yl)ethaneamine (14 mg, 50 μmol) was reacted with benzenesulfonyl chloride (6 μL, 50 μmol) to provide 10.9 mg of N<sup>1</sup>-[4-(4-amino-2-butyl-1*H*-imidazo[4,5-*c*][1,5]naphthyridin-1-yl)ethyl]benzenesulfonamide. <sup>1</sup>H NMR (500 MHz, d<sub>6</sub>-DMSO) δ = 8.43 (dd, J=4.4 ; 1.5 Hz, 1 H), 7.94 (t, J=6 Hz, 1 H), 7.89 (dd, J=8.4; 1.5 Hz, 1 H), 7.68 (d, J=8 Hz, 2 H), 7.58 (t, J=8 Hz, 1 H), 7.50 (t, J=8Hz, 2H), 7.41 (dd, J=8.4; 4.4 Hz, 1 H), 4.72 (t, J=6 Hz, 2 H), 3.34 (m, 2 H), 2.97 (t, J=7 Hz, 2 H), 1.81 (quintet, J=7 Hz, 2 H), 1.45 (sextet, J=7 Hz, 2 H), 0.97 (t, J=7 Hz, 3 H). Mass spec by APCI (+/-) plug injection gave desired MW.

15

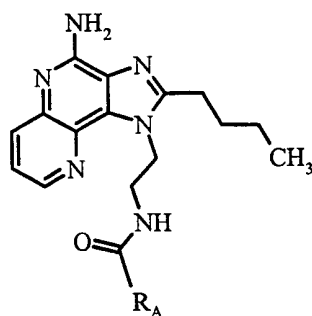
Examples 118 – 152

## Compounds of Formula I

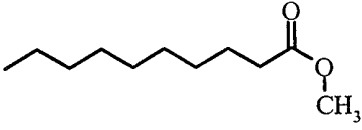

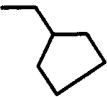
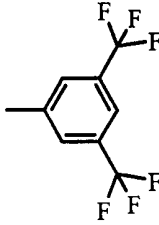
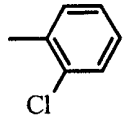
The compounds of Examples 118-152 shown in the table below were prepared according to the following method. 4-(4-Amino-2-butyl-1*H*-imidazo[4,5-*c*][1,5]naphthyridin-1-yl)ethaneamine (50 μmol) was dissolved in dichloromethane (5 mL) in a screw-capped test tube and the solution was cooled in an ice-water bath. An acid chloride (50 μmol) of the formula R<sub>A</sub>COCl was added as a solution in 100 μL of dichloromethane (Acid chlorides that are solids were either dissolved or suspended in ~400 μL of dichloromethane and then added). The mixture was vortexed for 15 seconds to 1 minute, becoming cloudy, and then ~80 mg of an aminomethyl polystyrene resin

25

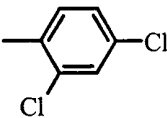
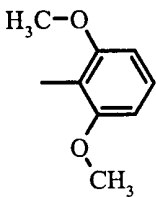

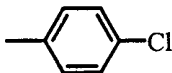
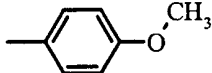
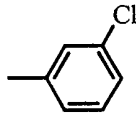
(0.62 meq/g, 100-200 mesh, 1% crosslink, Bachem #D-2100, lot # FM507) was added, and the mixture was vortexed for another 30 seconds. The mixture was applied to a short column (3 x 1 cm ) of silica gel conditioned with dichloromethane. The product was eluted with 10:1 dichloromethane:methanol, collecting ~2 mL fractions. Thin layer chromatography of the fractions was performed, and fractions with the product spot were pooled and stripped to dryness in a Savant SpeedVac. Purity was checked by reversed phase-HPLC (HPLC conditions refer to using a Hewlett Packard HP 1090 system fitted with a C18 Rainin Microsorb MV column, 4.6 x 50 mm, particle size = 3 microns, pore size = 100 Angstroms. Gradient elution: linear gradient from 100% water +0.1% trifluoroacetic acid to 100% acetonitrile + 0.1% trifluoroacetic acid over 5 min. at 1 mL per minute. Detection is at 220 nm and 254 nm). APCI-mass spectral data confirmed presence of the expected molecular ion, and proton nmr data supported the expected structure.

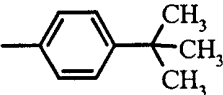
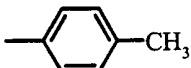
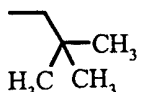

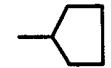
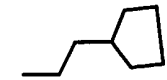


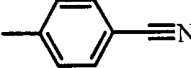
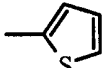
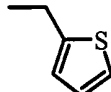
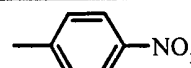
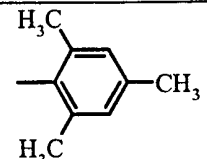
Example #	R <sub>A</sub> Fragment	<sup>1</sup> H NMR (500 MHz, solvent indicated)
118		(d <sub>6</sub> -DMSO) δ 8.51 (dd, J=4.4, 1.5 Hz, 1H), 7.91 (dd, J=8.3, 1.5 Hz, 1H), 7.46 (t, J=6 Hz, 1H), 7.44 (dd, J=8.3, 4.4 Hz, 1H), 6.73 (br s, 2H), 4.80 (t, J=6 Hz, 2H), 3.60 (q, J=6 Hz, 2H), 2.87 (t, J=7 Hz, 2H), 2.0-1.8 (m, 17H), 1.43 (sextet, J=7 Hz, 2H), 0.96 (t, J=7 Hz, 3H)
119		(d <sub>6</sub> -DMSO) δ 8.49 (d, J=4.5 Hz, 1H), 7.93 (d, J=8 Hz, 1H), 7.65 (t, J=6 Hz, 1H), 7.45 (dd, J=4.5, 8 Hz, 1H), 7.29 (d, J=8 Hz, 2H), 7.17 (d, J=8 Hz, 2H), 6.92 (br s, 2H), 4.69 (t, J=6 Hz, 2H), 3.59 (q, J=6 Hz, 2H), 2.60 (t, J=7 Hz, 2H), 2.28 (m, 2H), 1.67 (m, 4H), 1.5-1.3 (m, 6H), 0.92 (t, J=7 Hz, 3H)
120		(d <sub>6</sub> -DMSO) δ 8.96 (t, J=6 Hz, 1H), 8.49 (dd, J=4.0, 1.5, 1H), 7.92 (dd, J=8, 1.5 Hz, 1H), 7.50 (d, J=8 Hz, 2H), 7.44 (dd, J=8, 4.0 Hz, 1H), 7.40 (t, J=8 Hz, 1H), 6.76 (s, 2H), 4.85 (t, J=6 Hz, 2H), 3.88 (q, J=6 Hz, 2H), 3.03 (t, J=7 Hz, 2H), 1.80 (quintet, J=7 Hz, 2H), 1.45 (sextet, J=7 Hz, 2H), 0.96 (t, J=7 Hz, 3H)
121		(d <sub>6</sub> -DMSO) δ 8.52 (dd, J=4.2, 1.5 Hz, 1H), 8.04 (t, J=6 Hz, 1H), 7.95 (dd, J=8.5, 1.5 Hz, 1H), 7.45 (dd, J=8.5, 4.2 Hz, 1H), 7.4-7.2 (m, 5H), 7.00 (br s, 2H), 4.84 (t, J=6 Hz, 2H), 4.37 (s, 2H), 3.74 (s, 2H), 3.65 (q, J=6 Hz, 2H), 2.87 (t, J=7 Hz, 2H), 1.77 (quintet, J=7 Hz, 2H), 1.40 (sextet, J=7 Hz, 2H), 0.94 (t, J=7 Hz, 3H)

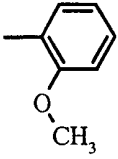
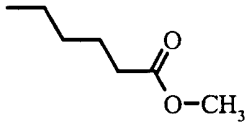
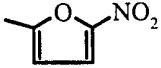
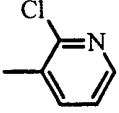
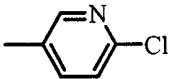
122		(d <sub>6</sub> -DMSO) δ 8.50 (dd, J=4.4, 1.5 Hz, 1H), 7.97 (t, J=6 Hz, 1H), 7.92 (dd, J=8.4, 1.5 Hz, 1H), 7.45 (dd, J=8.4, 1.5 Hz, 1H), 6.75 (br s, 2H), 4.762 (t, J=6 Hz, 2H), 3.57 (s, 3H), 2.88 (t, J=7 Hz, 2H), 2.27 (t, J=7 Hz, 4H), 2.18 (t, J=7 Hz, 2H), 1.93 (t, J=7 Hz, 2H), 1.80 (quintet, J=7 Hz, 2H), 2.6-1.1 (m, 12H), 0.96 (t, J=7 Hz, 3H)
123		(d <sub>6</sub> -DMSO) δ 8.52 (dd, J=4.4, 1.5 Hz, 1H), 7.97 (t, J=6 Hz, 1H), 7.95 (dd, J=8.3, 1.5 Hz, 1H), 7.45 (dd, J=8.3, 4.4 Hz, 1H), 6.88 (br s, 2H), 5.79 (m, 1H), 4.98 (d, J=15 Hz, 1H), 4.91 (d, J=13 Hz, 1H), 4.76 (t, J=6 Hz, 2H), 3.57 (q, J=6 Hz, 2H), 2.88 (t, J=7 Hz, 2H), 2.00 (q, J=7 Hz, 2H), 1.93 (t, J=6 Hz, 2H), 1.80 (quintet, J=7 Hz, 2H), 1.44 (sextet, J=7 Hz, 2H), 1.5-1.1 (m, 12H), 0.96 (t, J=6 Hz, 3H)
124		(d <sub>6</sub> -DMSO) δ 8.51 (dd, J=4.4, 1.7 Hz, 1H), 7.96 (t, J=6 Hz, 1H), 7.92 (dd, J=8.3, 1.5 Hz, 1H), 7.44 (dd, J=8.3, 4.4 Hz, 1H), 6.81 (br s, 2H), 3.76 (t, J=6 Hz, 2H), 3.59 (q, J=6 Hz, 2H), 2.90 (t, J=7 Hz, 2H), 1.94 (m, 3H), 1.80 (quintet, J=7 Hz, 2H), 1.58 (m, 2H), 1.55-1.40 (m, 6H), 0.96 (m, 5H)
125		(d <sub>6</sub> -DMSO) δ 9.32 (t, J=6 Hz, 1H), 8.51 (dd, J=4.4, 1.5 Hz, 1H), 8.29 (br s, 1H), 8.26 (br s, 2H), 7.97 (d, J=8 Hz, 1H), 7.44 (dd, J=8, 4.4 Hz, 1H), 7.42 (br s, 2H), 4.97 (t, J=6 Hz, 2H), 3.88 (q, J=6 Hz, 2H), 2.86 (t, J=7 Hz, 2H), 1.73 (quintet, J=7 Hz, 2H), 1.30 (sextet, J=7 Hz, 2H), 0.80 (t, J=7 Hz, 3H)
126		(d <sub>6</sub> -DMSO) δ 8.68 (d, J=4.5 Hz, 1H), 8.61 (t, J=6 Hz, 1H), 8.12 (d, J=8 Hz, 1H), 8.1 (br s, 2H), 7.62 (dd, J=8.0, 4.5 Hz, 1H), 7.44 (dd, J=7.5, 2 Hz, 1H), 7.41 (dt, J=7.5, 2.0 Hz, 1H), 7.31 (dt, J=7.5, 2.0 Hz, 1H), 7.12 (dd, J=7.5, 2 Hz, 1H), 4.91 (t, J=6 Hz, 2H), 3.83 (q, J=6 Hz, 2H), 3.00 (t, J=7 Hz, 2H), 1.83 (quintet, J=7 Hz, 2H), 1.44 (sextet, J=7 Hz, 2H), 0.94 (t, J=7 Hz, 3H)

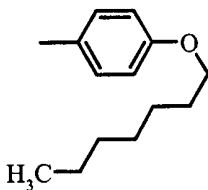
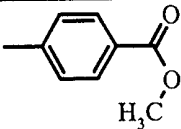
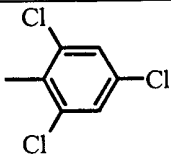
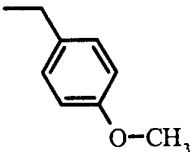


127		(d <sub>6</sub> -DMSO) δ 8.69 (t, J=6 Hz, 1H), 8.63 (dd, J=4, 1.5 Hz, 1H), 8.07 (d, J=8.5 Hz, 1H), 7.80 (br s, 2H), 7.65 (d, J=2 Hz, 1H), 7.57 (dd, J=8.5, 4.5 Hz, 1H), 7.42 (dd, J=8, 2 Hz, 1H), 7.15 (d, J=8 Hz, 1H), 4.91 (t, J=6 Hz, 2H), 3.82 (q, J=6 Hz, 2H), 2.98 (t, J=7 Hz, 2H), 1.82 (quintet, J=7 Hz, 2H), 1.44 (sextet, J=7 Hz, 2H), 0.94 (t, J=7 Hz, 3H)
128		(d <sub>6</sub> -DMSO) δ 8.48 (dd, J=4.3, 1.5 Hz, 1H), 8.25 (t, J=6 Hz, 1H), 7.91 (dd, J=8.5, 1.5 Hz, 1H), 7.42 (dd, J=8.5, 4.3 Hz, 1H), 7.25 (t, J=8 Hz, 1H), 6.74 (br s, 2H), 6.61 (d, J=8 Hz, 2H), 4.80 (t, J=6 Hz, 2H), 3.76 (q, J=6 Hz, 2H), 3.33 (s, 6H), 3.00 (t, J=7 Hz, 2H), 1.79 (quintet, J=7 Hz, 2H), 1.44 (sextet, J=7 Hz, 2H), 0.95 (t, J=7 Hz, 3H)
129		(d <sub>6</sub> -DMSO) δ 8.66 (t, J=6 Hz, 1H), 8.57 (dd, J=4.3, 1.2 Hz, 1H), 8.00 (dd, J=8.5, 1.2 Hz, 1H), 7.69 (dd, J=9, 5.8 Hz, 2H), 7.50 (dd, J=8.4, 4.3 Hz, 1H), 7.30 (br s, 2H), 7.25 (t, J=9 Hz, 2H), 4.91 (t, J=6 Hz, 2H), 3.81 (q, J=6 Hz, 2H), 2.81 (t, J=7 Hz, 2H), 1.70 (quintet, J=7 Hz, 2H), 1.29 (sextet, J=7 Hz, 2H), 0.81 (t, J=7 Hz, 3H)
130		(d <sub>6</sub> -DMSO) δ 8.72 (t, J=6 Hz, 1H), 8.52 (dd, J=4.3, 1.5 Hz, 1H), 7.93 (dd, J=8.0, 1.5 Hz, 1H), 7.72 (d, J=8 Hz, 2H), 7.50 (d, J=8 Hz, 2H), 7.44 (dd, J=8, 4.3 Hz, 1H), 6.80 (br s, 2H), 4.90 (t, J=6 Hz, 2H), 3.81 (q, J=6 Hz, 2H), 2.79 (t, J=7 Hz, 2H), 1.70 (quintet, J=7 Hz, 2H), 1.29 (sextet, J=7 Hz, 2H), 0.81 (t, J=7 Hz, 3H)
131		(d <sub>6</sub> -DMSO) δ 8.55 (dd, J=4.3, 1.5 Hz, 1H), 8.49 (t, J=6 Hz, 1H), 7.95 (dd, J=8.4, 1.5 Hz, 1H), 7.69 (d, J=8 Hz, 2H), 7.46 (dd, J=8.4, 4.3 Hz, 1H), 6.93 (d, J=8 Hz, 2H), 6.91 (br s, 2H), 4.90 (t, J=6 Hz, 2H), 3.8 (q, J≈6 Hz, 2H), 3.79 (s, 3H), 2.79 (t, J=7 Hz, 2H), 1.69 (quintet, J=7 Hz, 2H), 1.29 (sextet, J=7 Hz, 2H), 0.80 (t, J=7 Hz, 3H)
132		(d <sub>6</sub> -DMSO) δ 8.76 (t, J=6 Hz, 1H), 8.53 (dd, J=4.3, 1.5 Hz, 1H), 7.95 (dd, J=8.5, 1.5 Hz, 1H), 7.67 (br s, 1H), 7.65 (d, J=8 Hz, 1H),

		7.57 (m, 1H), 7.48-7.43 (m, 2H), 7.02 (br s, 2H), 4.91 (t, J=6 Hz, 2H), 3.82 (q, J=6 Hz, 2H), 2.81 (t, J=7 Hz, 2H), 1.71 (quintet, J=7 Hz, 2H), 1.31 (sextet, J=7 Hz, 2H), 0.82 (t, J=7 Hz, 3H)
133		(d <sub>6</sub> -DMSO) δ 8.69 (dd, J=4.4, 1.2 Hz, 1H), 8.57 (t, J=6 Hz, 1H), 8.22 (br s, 2H), 8.12 (dd, J=8.0, 1.2 Hz, 1H), 7.61 (m, 3H), 7.41 (d, J=9 Hz, 2H), 4.92 (t, J=6 Hz, 2H), 3.82 (q, J=6 Hz, 2H), 2.84 (t, J=7 Hz, 2H), 1.68 (quintet, J=7 Hz, 2H), 1.27 (sextet, J=7 Hz, 2H), 1.27 (s, 9H), 0.78 (t, J=7 Hz, 3H)
134		(d <sub>6</sub> -DMSO) δ 8.55 (t, J=6 Hz, 1H), 8.54 (dd, J=4.5, 1.5 Hz, 1H), 7.94 (dd, J=8.5, 1.5 Hz, 1H), 7.60 (d, J=8 Hz, 2H), 7.46 (dd, J=8.2, 4.5 Hz, 1H), 7.21 (d, J=8 Hz, 2H), 6.87 (br s, 2H), 4.90 (t, J=6 Hz, 2H), 3.80 (q, J=6 Hz, 2H), 2.80 (t, J=7 Hz, 2H), 2.32 (s, 3H), 1.69 (quintet J=7 Hz, 2H), 1.29 (sextet, J=7 Hz, 2H), 0.81 (t, J=7 Hz, 3H)
135		(d <sub>6</sub> -DMSO) δ 8.58 (dd, J=4.4, 1.5 Hz, 1H), 8.00 (dd, J=8.4, 1.5 Hz, 1H), 7.97 (t, J=6 Hz, 1H), 7.52 (dd, J=8.4, 4.4 Hz, 1H), 7.35 (br s, 2H), 4.77 (t, J=6 Hz, 2H), 3.58 (q, J=6 Hz, 2H), 2.93 (t, J=7 Hz, 2H), 1.85 (s, 2H), 1.81 (quintet, J=7 Hz, 2H), 1.45 (sextet, J=7 Hz, 2H), 0.96 (t, J=7 Hz, 3H), 0.87 (s, 9H)
136		(CDCl <sub>3</sub> at 60°C) δ 8.56 (dd, J=4.0, 1.5 Hz, 1H), 8.06 (dd, J=8.5, 1.5 Hz, 1H), 7.41 (dd, J=8.8, 4.0 Hz, 1H), 6.80 (br s, 1H), 5.70 (br s, 2H), 4.94 (t, J=6 Hz, 2H), 3.82 (q, J=6 Hz, 2H), 2.91 (t, J=7 Hz, 2H), 1.90 (quintet, J=7 Hz, 2H), 1.51 (sextet, J=7 Hz, 2H), 0.99 (m, 1H), 0.99 (t, J=7 Hz, 3H), 0.79 (m, 2H), 0.54 (m, 2H)
137		(CDCl <sub>3</sub> ) δ 8.59 (dd, J=4.5, 1.5 Hz, 1H), 8.10 (dd, J=8.3, 1.5 Hz, 1H), 7.46 (dd, J=8.5, 4.5 Hz, 1H), 6.79 (br s, 1H), 6.02 (br s, 2H), 4.96 (t, J=6 Hz, 2H), 3.82 (q, J=6 Hz, 2H), 2.93 (t, J=7 Hz, 2H), 2.18 (quintet, J=7 Hz, 1H), 1.90 (quintet, J=7 Hz, 2H), 1.65-1.35 (m, 10H), 1.00 (t, J=7 Hz, 3H)
138		(CDCl <sub>3</sub> ) δ 8.58 (dd, J=4.4, 1.5 Hz, 1H), 8.09 (dd, J=8.0, 1.5 Hz, 1H), 7.46 (dd, J=8.3, 4.4 Hz, 1H), 7.00 (br s, 1H), 5.85 (br s, 2H),

		4.96 (t, J=6 Hz, 2H), 3.81 (q, J=6 Hz, 2H), 2.92 (t, J=7 Hz, 2H), 1.88 (m, 3H), 1.52 (m, 6H), 1.50 (m, 2H), 1.49 (m, 2H), 1.291 (q, 2H), 1.01 (t, J=7 Hz, 3H), 0.85 (m, 2H)
139		(CDCl <sub>3</sub> ) δ 8.52 (dd, J=4.4, 1.5 Hz, 1H), 8.26 (br t, 1H), 8.09 (dd, J=8.5, 1.5 Hz, 1H), 7.47 (d, J=8 Hz, 2H), 7.46 (dd, J=8.5, 4.4 Hz, 1H), 7.34 (d, J=8 Hz, 2H), 5.92 (br s, 2H), 5.12 (t, J=6 Hz, 2H), 4.04 (q, J=6 Hz, 2H), 2.93 (t, J=7 Hz, 2H), 1.92 (quintet, J=7 Hz, 2H), 1.52 (sextet, J=7 Hz, 2H), 1.00 (t, J=7 Hz, 3H)
140		(CDCl <sub>3</sub> ) δ 8.65 (dd, J=4.4, 1.5 Hz, 1H), 8.03 (dd, J=8.5, 1.5 Hz, 1H), 7.59 (br t, 1H), 7.45 (dd, J=8.5, 4.4 Hz, 1H), 7.35 (dd, J=5, 1.2 Hz, 1H), 7.10 (d, J=3 Hz, 1H), 6.89 (dd, J=5, 3 Hz, 1H), 6.32 (br s, 2H), 5.08 (t, J=6 Hz, 2H), 4.02 (q, J=6 Hz, 2H), 2.92 (t, J=7 Hz, 2H), 1.88 (quintet, J=7 Hz, 2H), 1.47 (sextet, J=7 Hz, 2H), 0.96 (t, J=7 Hz, 3H)
141		(CDCl <sub>3</sub> ) δ 8.45 (dd, J=4.4, 1.5 Hz, 1H), 8.08 (dd, J=8.4, 1.5 Hz, 1H), 7.43 (dd, J=8.3, 4.4 Hz, 1H), 7.07 (dd, J=5, 1.6 Hz, 1H), 6.84 (br t, 1H), 6.78 (dd, J=5, 3.4 Hz, 1H), 6.51 (dd, J=3, 1 Hz, 1H), 6.05 (br s, 2H), 4.94 (t, J=6 Hz, 2H), 3.82 (q, J=6 Hz, 2H), 3.49 (s, 2H), 2.89 (t, J=7 Hz, 2H), 1.88 (quintet, J=7 Hz, 2H), 1.50 (sextet, J=7 Hz, 2H), 1.00 (t, J=7 Hz, 3H)
142		(CDCl <sub>3</sub> ) δ 8.52 (dd, J=4.4, 1.5 Hz, 1H), 8.42 (br t, 1H), 8.08 (dd, J=8.3, 1.5 Hz, 1H), 8.01 (d, J=9 Hz, 2H), 7.48 (dd, J=8.4, 4.4 Hz, 1H), 7.39 (d, J=9 Hz, 2H), 5.80 (br s, 2H), 5.12 (t, J=6 Hz, 2H), 4.05 (q, J=6 Hz, 2H), 2.94 (t, J=7 Hz, 2H), 1.93 (quintet, J=7 Hz, 2H), 1.52 (sextet, J=7 Hz, 2H), 1.01 (t, J=7 Hz, 3H)
143		(CDCl <sub>3</sub> ) δ 8.21 (dd, J=4.4, 1.5 Hz, 1H), 8.05 (dd, J=8.4, 1.5 Hz, 1H), 7.53 (br t, 1H), 7.28 (dd, J=8.3, 4.4 Hz, 1H), 6.68 (s, 2H), 6.23 (br s, 2H), 5.02 (t, J=6 Hz, 2H), 4.00 (q, J=6 Hz, 2H), 3.03 (t, J=7 Hz, 2H), 2.21 (s, 3H), 1.99 (s, 6H), 1.94 (quintet, J=7 Hz, 2H), 1.59 (sextet, J=7 Hz, 2H), 1.03 (t, J=7 Hz, 3H)

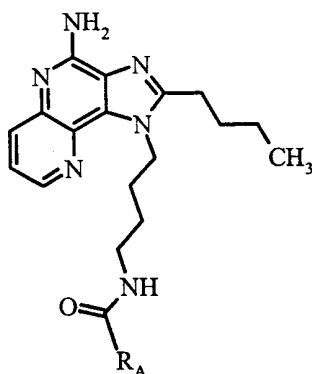
144		(CDCl <sub>3</sub> at 29°C) δ 8.59 (dd, J=4.0, 1.5 Hz, 1H), 8.14 (dd, J=8.0, 1.5 Hz, 1H), 8.09 (dd, J=8, 1.5 Hz, 1H), 7.87 (t, J=6 Hz, 1H), 7.42 (t, J=8 Hz, 1H), 7.42 (dd, J=8.0, 4.0 Hz, 1H), 7.06 (t, J=8 Hz, 1H), 6.87 (d, J=8 Hz, 1H), 6.19 (br s, 2H), 5.07 (t, J=6 Hz, 2H), 4.04 (q, J=6 Hz, 2H), 3.68 (s, 3H), 2.89 (t, J=7 Hz, 2H), 1.80 (quintet, J=7 Hz, 2H), 1.39 (sextet, J=7 Hz, 2H), 0.88 (t, J=7 Hz, 3H)
145		(CDCl <sub>3</sub> ) δ 8.60 (dd, J=4.4, 1.5 Hz, 1H), 8.11 (dd, J=8.5, 1.5 Hz, 1H), 7.47 (dd, J=8.5, 4.4 Hz, 1H), 7.01 (br t, 1H), 6.43 (br s, 2H), 4.95 (t, J=6 Hz, 2H), 3.81 (q, J=6 Hz, 2H), 3.63 (s, 3H), 2.93 (t, J=7 Hz, 2H), 2.19 (t, J=7 Hz, 2H), 1.92 (m, 4H), 1.51 (sextet, J=7 Hz, 2H), 1.42 (m, 4H), 1.00 (t, J=7 Hz, 3H)
146		(CDCl <sub>3</sub> ) δ 8.23 (dd, J=4.4, 1.5 Hz, 1H), 8.52 (br s, 1H), 8.10 (dd, J=8.5, 1.5 Hz, 1H), 7.53 (dd, J=8.3, 4.4 Hz, 1H), 7.21 (d, J=4 Hz, 1H), 7.06 (d, J=4 Hz, 1H), 6.1 (br s, 2H), 5.11 (t, J=6 Hz, 2H), 4.04 (q, J=6 Hz, 2H), 2.94 (t, J=7 Hz, 2H), 1.93 (quintet, J=7 Hz, 2H), 1.53 (sextet, J=7 Hz, 2H), 1.01 (t, J=7 Hz, 3H)
147		(CDCl <sub>3</sub> ) δ 8.39 (dd, J=4.4, 1.5 Hz, 1H), 8.31 (dd, J=5.0, 2 Hz, 1H), 8.21 (br t, J=6 Hz, 1H), 8.00 (dd, J=8.4, 1.5 Hz, 1H), 7.42 (dd, J=5, 8 Hz, 1H), 7.33 (dd, J=8.5, 4.4 Hz, 1H), 7.07 (dd, J=8, 5 Hz, 1H), 5.84 (br s, 2H), 5.06 (t, J=6 Hz, 2H), 4.05 (q, J=6 Hz, 2H), 2.97 (t, J=7 Hz, 2H), 1.93 (quintet, J=7 Hz, 2H), 1.53 (sextet, J=7 Hz, 2H), 1.01 (t, J=7 Hz, 3H)
148		(CDCl <sub>3</sub> at 60°C) δ 8.54 (dd, J=4.4, 1.5 Hz, 1H), 8.33 (d, J=2 Hz, 1H), 8.06 (dd, J=8.4, 1.5 Hz, 1H), 8.06 (br s, 1H), 7.56 (dd, 8.5, 2 Hz, 1H), 7.45 (dd, J=8.4, 4.4 Hz, 1H), 7.15 (d, J=8 Hz, 1H), 5.72 (br s, 2H), 5.08 (t, J=6

		Hz, 2H), 4.03 (q, J=6 Hz, 2H), 2.93 (t, J=7 Hz, 2H), 1.93 (quintet, J=7 Hz, 2H), 1.52 (sextet, J=7 Hz, 2H), 1.00 (t, J=7 Hz, 3H)
149		(CDCl <sub>3</sub> ) δ 8.61 (dd, J=4.4, 1.5 Hz, 1H), 8.03 (dd, J=8.3, 1.5 Hz, 1H), 7.50 (t, J=6 Hz, 1H), 7.44 (dd, J=8.3, 4.4 Hz, 1H), 7.42 (d, J=8 Hz, 2H), 6.73 (d, J=8 Hz, 2H), 6.45 (br s, 2H), 5.06 (t, J=6 Hz, 2H), 4.00 (q, J=6 Hz, 2H), 3.90 (t, J=7 Hz, 2H), 2.90 (t, J=7 Hz, 2H), 1.84 (quintet, J=7 Hz, 2H), 1.74 (quintet, J=7 Hz, 2H), 1.42, m, 4H), 1.28 (m, 6H), 0.93 (t, J=7 Hz, 3H), 0.87 (t, 3H)
150		(CDCl <sub>3</sub> ) δ 8.61 (dd, J=4.4, 1.5 Hz, 1H), 8.09 (d, J=8.5 Hz, 1H), 7.90 (d, J=8 Hz, 2H), 7.84 (br s, 1H), 7.48 (dd, J=8.5, 4.4 Hz, 1H), 7.44 (d, J=8 Hz, 2H), 6.4 (br s, 2H), 5.12 (t, J=6 Hz, 2H), 3.94 (t, J=7 Hz, 2H), 3.91 (s, 3H), 2.94 (t, J=7 Hz, 2H), 1.91 (quintet, J=7 Hz, 2H), 1.50 (sextet, J=7 Hz, 2H), 0.99 (t, J=7 Hz, 3H)
151		(CDCl <sub>3</sub> ) δ 8.48 (br s, 1H), 8.22 (dd, J=4.5, 1.5 Hz, 1H), 8.04 (dd, J=8.4, 1.5 Hz, 1H), 7.33 (s, 2H), 7.30 (dd, J=8.4, 4.4 Hz, 1H), 5.96 (br s, 2H), 5.00 (t, J=6 Hz, 2H), 4.03 (q, J=6 Hz, 2H), 2.99 (t, J=7 Hz, 2H), 1.93 (quintet, J=7 Hz, 2H), 1.54 (sextet, J=7 Hz, 2H), 1.03 (t, J=7 Hz, 3H)
152		(CDCl <sub>3</sub> ) δ 8.41 (dd, J=4.4, 1.5 Hz, 1H), 8.06 (dd, J=8.3, 1.5 Hz, 1H), 7.41 (dd, J=8.5, 4.4 Hz, 1H), 6.75 (d, J=8 Hz, 2H), 6.64 (d, J=8 Hz, 2H), 6.60 (br t, 1H), 6.02 (br s, 2H), 4.92 (t, J=6 Hz, 2H), 3.80 (q, J=4.6 Hz, 2H), 3.76 (s, 3H), 3.22 (s, 2H), 2.88 (t, J=7 Hz, 2H), 1.87 (quintet, J=7 Hz, 2H), 1.50 (sextet, J=7 Hz, 2H), 1.00 (t, J=7 Hz, 3H)

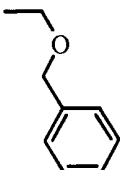
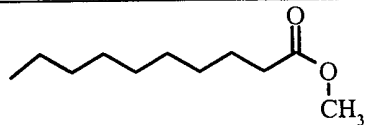
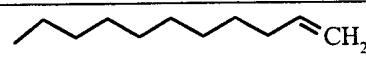
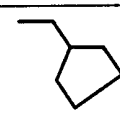
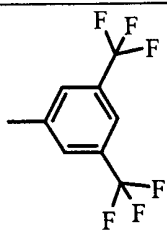
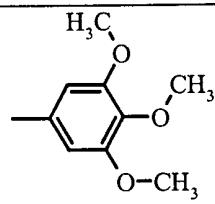
Examples 153 – 190

## Compounds of Formula I

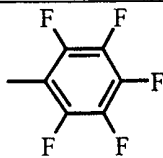
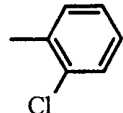
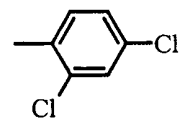
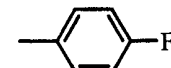
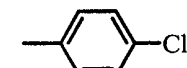
The compounds of Examples 153-190 shown in the table below were prepared according to the following method. 4-(4-Amino-2-butyl-1*H*-imidazo[4,5-*c*][1,5]naphthyridin-1-yl)butanamine (25  $\mu$ mol) was dissolved in dichloromethane (10 mL) in a screw-capped test tube and the solution was cooled in an ice-water bath. An acid chloride (25  $\mu$ mol) of the formula  $R_A\text{COCl}$  was added as a solution in 100  $\mu$ L of dichloromethane (Acid chlorides that are solids were added directly.). The mixture was vortexed for 15 seconds to 1 minute, becoming cloudy, and then ~80 mg of an aminomethyl polystyrene resin (0.62 meq/g, 100-200 mesh, 1% crosslink, Bachem #D-2100, lot # FM507) was added, and the mixture was vortexed for another 30 seconds. The mixture was applied to a short column (3 x 1 cm) of silica gel conditioned with dichloromethane. The product was eluted with 10:1 dichloromethane:methanol, collecting ~2 mL fractions. Thin layer chromatography of the fractions was performed, and fractions with the product spot were pooled and stripped to dryness in a Savant SpeedVac. Purity was checked by reversed phase-HPLC (HPLC conditions refer to using a Hewlett Packard HP 1090 system fitted with a C18 Rainin Microsorb MV column, 4.6 x 50 mm, particle size = 3 microns, pore size = 100 Angstroms. Gradient elution: linear gradient from 100% water + 0.1% trifluoroacetic acid to 100% acetonitrile + 0.1% trifluoroacetic acid over 5 min. at 1 mL per minute. Detection is at 220 nm and 254 nm). APCI-mass spectral data confirmed presence of the expected molecular ion, and proton nmr data supported the expected structure.

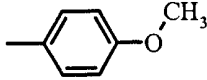
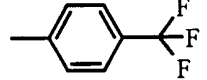
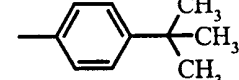
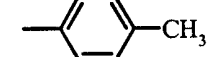


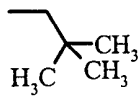


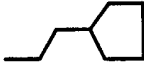
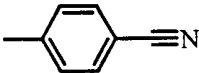
Example #	R <sub>A</sub> Fragment	<sup>1</sup> H NMR (500 MHz, solvent indicated)
153		(CDCl <sub>3</sub> at 29°C) δ 8.53 (dd, J=4.4, 1.5 Hz, 1H), 8.12 (dd, J=8.5, 1.5 Hz, 1H), 7.83 (t, J=2 Hz, 1H), 7.59 (d, J=8 Hz, 1H), 7.57 (d, J=8 Hz, 1H), 7.42 (dd, J=8.5, 4.4 Hz, 1H), 7.23 (t, J=8 Hz, 1H), 6.73 (t, J=6 Hz, 1H), 6.50 (br s, 2H), 4.84 (t, J=6 Hz, 2H), 3.60 (q, J=6 Hz, 2H), 2.92 (t, J=7 Hz, 2H), 2.04 (quintet, J=7 Hz, 2H), 1.88 (quintet, J=7 Hz, 2H), 1.80 (m, J=7 Hz, 2H), 1.48 (m, 2H), 0.99 (t, J=7 Hz, 3H)
154		(CDCl <sub>3</sub> at 29°C) δ 8.60 (dd, J=4.4, 1.5 Hz, 1H), 8.09 (dd, J=8.5, 1.5 Hz, 1H), 7.43 (dd, J=8.5, 4.4 Hz, 1H), 6.32 (br s, 2H), 5.75 (t, J=6 Hz, 1H), 4.81 (t, J=6 Hz, 2H), 3.35 (q, J=6 Hz, 2H), 2.91 (t, J=7 Hz, 2H), 2.1-1.6 (m, ca. 21H), 1.51 (sextet, J=7 Hz, 2H), 1.01 (t, J=7 Hz, 3H)
155		(CDCl <sub>3</sub> at 60°C) δ 8.44 (dd, J=4.4, 1.5 Hz, 1H), 8.10 (dd, J=8.5, 1.5 Hz, 1H), 7.43 (dd, J=8.5, 4.4 Hz, 1H), 7.10 (s, 4H), 6.00 (br s, 2H), 5.60 (t, J=6 Hz, 1H), 4.63 (t, J=6 Hz, 2H), 3.30 (q, J=6 Hz, 2H), 2.86 (t, J=7 Hz, 2H), 2.37 (m, 2H), 2.0-1.4 (m, 14H), 1.01 (t, J=7 Hz, 3H)
156		(CDCl <sub>3</sub> at 60°C) δ 8.33 (d, J=4.4 Hz, 1H), 8.08 (dd, J=8.5, 1.5 Hz, 1H), 7.5-7.0 (m, 4H), 6.70 (br s, 1H), 6.25 (br s, 2H), 4.85 (t, J=6 Hz, 2H), 3.67 (q, J=6 Hz, 2H), 2.93 (t, J=7 Hz, 2H), 2.08 (quintet, J=7 Hz, 2H), 1.89 (m, 4H), 1.53 (sextet, J=7 Hz, 2H), 1.02 (t, J=7

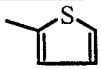
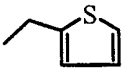
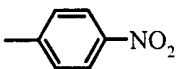
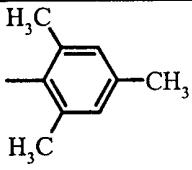
		Hz, 3H)
157		(CDCl <sub>3</sub> at 60°C) δ 8.59 (dd, J=4.4, 1.5 Hz, 1H), 8.10 (dd, J=8.5, 1.5 Hz, 1H), 7.40 (dd, J=8.5, 4.4 Hz, 1H), 7.28 (m, 3H), 7.21 (m, 2H), 6.84 (t, J=6 Hz, 1H), 6.4 (br s, 2H), 4.81 (t, J=6 Hz, 2H), 4.49 (s, 2H), 3.96 (s, 2H), 3.42 (q, J=6 Hz, 2H), 2.91 (t, J=7 Hz, 2H), 1.95 (quintet, J=7 Hz, 2H), 1.90 (quintet, J=7 Hz, 2H), 1.69 (quintet, J=7 Hz, 2H), 1.51 (sextet, J=7 Hz, 2H), 1.01 (t, J=7 Hz, 3H)
158		(d <sub>6</sub> -DMSO at 29°C) δ 8.50 (dd, J=4.4, 1.5 Hz, 1H), 7.91 (dd, J=8, 1.5 Hz, 1H), 7.71 (t, J=6 Hz, 1H), 7.43 (dd, J=8.4, 4.4 Hz, 1H), 6.80 (br s, 2H), 4.79 (t, J=6 Hz, 2H), 3.57 (s, 3H), 3.05 (q, J=6 Hz, 2H), 2.28 (q, J=7 Hz, 4H), 2.20 (t, J=7 Hz, 2H), 1.98 (t, J=7 Hz, 2H), 1.80 (m, 4H), 1.6-1.1 (m, 14H), 0.96 (t, J=7 Hz, 3H)
159		(d <sub>6</sub> -DMSO at 29°C) δ 8.51 (dd, J=4.4, 1.5 Hz, 1H), 7.92 (dd, J=8.5, 4.4 Hz, 1H), 7.72 (t, J=6 Hz, 1H), 7.43 (dd, J=8.5, 4.4 Hz, 1H), 6.86 (br s, 2H), 5.77 (m, 1H), 4.98 (dd, J=2 Hz, 1H), 4.92 (m, 1H), 4.79 (t, J=6 Hz, 2H), 3.08 (q, J=6 Hz, 2H), 2.94 (t, J=7 Hz, 2H), 1.98 (quintet, J=7 Hz, 2H), 1.80 (m, 2H), 1.55-1.1 (m, 20 H), 0.96 (t, J=7 Hz, 3H)
160		(d <sub>6</sub> -DMSO at 29°C) δ 8.49 (dd, J=4.4, 1.5 Hz, 1H), 7.90 (dd, J=8.2, 1.5 Hz, 1H), 7.71 (t, J=6 Hz, 1H), 7.42 (dd, J=8.2, 4.4 Hz, 1H), 6.74 (br s, 2H), 4.79 (t, J=6 Hz, 2H), 3.06 (q, J=6 Hz, 2H), 2.92 (t, J=7 Hz, 2H), 2.04 (m, 1H), 1.96 (m, 2H), 1.82 (m, 4H), 1.6-1.3 (m, 10H), 1.04 (m, 2H), 0.96 (t, J=7 Hz, 3H)
161		(d <sub>6</sub> -DMSO at 29°C) δ 8.95 (t, J=6 Hz, 1H), 8.44 (m, 3H), 8.31 (s, 1H), 7.88 (dd, J=8.5, 1.5 Hz, 1H), 7.37 (dd, J=8.5, 4.4 Hz, 1H), 6.76 (s, 2H), 4.82 (t, J=6 Hz, 2H), 3.38 (m, 2H), 2.91 (t, J=7 Hz, 2H), 1.90 (m, 2H), 1.76 (m, 2H), 1.64 (m, 2H), 1.39 (m, 2H), 0.86 (t, J=7 Hz, 3H)
162		(d <sub>6</sub> -DMSO at 29°C) δ 8.44 (dd, J=4.4, 1.5 Hz, 1H), 8.39 (t, J=6 Hz, 1H), 7.89 (dd, J=8.2, 1.5 Hz, 1H), 7.39 (dd, J=8.2, 4.4 Hz, 1H), 7.12 (s, 2H), 6.75 (br s, 2H), 4.81 (t, J=6 Hz, 2H), 3.78 (s, 6H), 3.68 (s, 3H), 3.32 (m, 2H), 2.92 (m, 2H), 1.90 (m, 2H), 1.80 (m, 2H), 1.60 (m, 2H), 1.40 (sextet, J=7 Hz, 2H), 0.91 (t, J=7

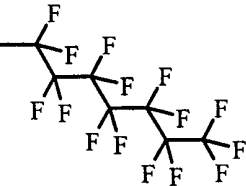
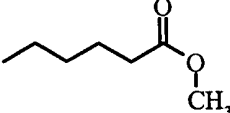
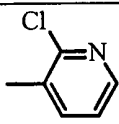
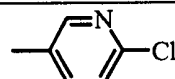
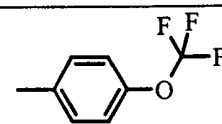
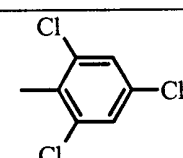


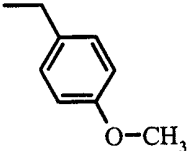
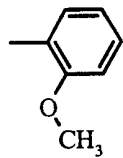
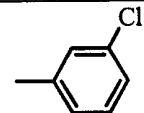
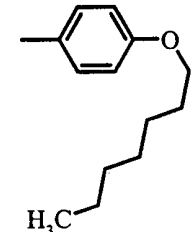
		Hz, 3H)
163		(d <sub>6</sub> -DMSO at 29°C) δ 8.89 (t, J=6 Hz, 1H), 8.51 (dd, J=4.4, 1.5 Hz, 1H), 7.93 (d, J=8.5 Hz, 1H), 7.44 (dd, J=8.5, 4.4 Hz, 1H), 6.95 (br s, 2H), 4.83 (t, J=6 Hz, 2H), 3.34 (m, 2H), 2.95 (t, J=7 Hz, 2H), 2.90 (m, 2H), 2.85 (m, 2H), 1.60 (quintet, J=7 Hz, 2H), 1.45 (m, 2H), 0.96 (t, J=7 Hz, 3H)
164		(d <sub>6</sub> -DMSO at 29°C) δ 8.50 (dd, J=4.3, 1.5 Hz, 1H), 8.38 (t, J=6 Hz, 1H), 7.91 (dd, J=8.4, 1.5 Hz, 1H), 7.44 (dd, J=8, 1 Hz, 1H), 7.39 (dt, J=8, 1 Hz, 1H), 7.43 (dd, J=8.4, 4.3 Hz, 1H), 7.31 (dt (J=8, 1 Hz, 1H), 7.27 (dd, J=8, 1 Hz, 1H), 6.74 (s, 2H), 4.83 (t, J=6 Hz, 2H), 3.26 (q, J=6 Hz, 2H), 2.94 (t, J=7 Hz, 2H), 1.95 (m, 2H), 1.83 (m, 2H), 1.60 (quintet, J=7 Hz, 2H), 1.45 (m, 2H), 0.95 (t, J=7 Hz, 3H)
165		(d <sub>6</sub> -DMSO at 29°C) δ 8.49 (dd, J=4.3, 1.5 Hz, 1H), 8.44 (t, J=6 Hz, 1H), 7.91 (dd, J=8.2, 1.5 Hz, 1H), 7.64 (d, J=2 Hz, 1H), 7.43 (dd, J=8.2, 4.3 Hz, 1H), 7.42 (dd, J=8, 2 Hz, 1H), 7.30 (d, J=8 Hz, 1H), 6.75 (br s, 2H), 4.82 (t, J=6 Hz, 2H), 3.25 (q, J=6 Hz, 2H), 2.93 (t, J=7 Hz, 2H), 1.90 (m, 2H), 1.82 (m, 2H), 1.60 (m, 2H), 1.45 (sextet, J=7 Hz, 2H), 0.95 (t, J=7 Hz, 3H)
166		(d <sub>6</sub> -DMSO at 29°C) δ 8.46 (dd, J=4.3, 1.5 Hz, 1H), 8.46 (m, 1H), 7.89 (dd, J=8.5, 1.5 Hz, 1H), 7.84 (dd, J=8, 5 Hz, 2H), 7.40 (dd, J=8.5, 4.3 Hz, 1H), 7.26 (t, J=9 Hz, 2H), 6.74 (br s, 2H), 4.81 (t, J=6 Hz, 2H), 3.31 (q, J=6 Hz, 2H), 2.91 (t, J=7 Hz, 2H), 1.88 (m, 2H), 1.79 (m, 2H), 1.60 (quintet, J=7 Hz, 2H), 1.45 (m, 2H), 0.91 (t, J=7 Hz, 3H)
167		(d <sub>6</sub> -DMSO at 29°C) δ 8.53 (t, J=6 Hz, 1H), 8.46 (dd, J=4.4, 1.5 Hz, 1H), 7.89 (dd, J=8.5, 1.5 Hz, 1H), 7.79 (d, J=8 Hz, 2H), 7.50 (d, J=8.5 Hz, 2H), 7.40 (dd, J=8.5, 4.3 Hz, 1H), 6.74 (s, 2H), 4.81 (t, J=6 Hz, 2H), 3.30 (q, J=6 Hz, 2H), 2.91 (t, J=7 Hz, 2H), 1.92 (m, 2H), 1.78 (quintet, J=7 Hz, 2H), 1.60 (quintet, J=7 Hz, 2H), 1.40 (sextet, J=7 Hz, 2H), 0.90 (t, J=7 Hz, 3H)

168		(d <sub>6</sub> -DMSO at 29°C) δ 8.47 (dd, J=4.3, 1.5 Hz, 1H), 8.29 (t, J=6 Hz, 1H), 7.89 (dd, J=8.5, 1.5 Hz, 1H), 7.76 (d, J=8 Hz, 2H), 7.40 (dd, J=8.5, 4.3 Hz, 1H), 6.96 (d, J=8 Hz, 2H), 6.74 (s, 2H), 4.81 (t, J=6 Hz, 2H), 3.79 (s, 3H), 3.39 (q, J=6 Hz, 2H), 2.91 (t, J=7 Hz, 2H), 1.86 (m, 2H), 1.79 (quintet, J=7 Hz, 2H), 1.60 (quintet, J=7 Hz, 2H), 1.41 (sextet, J=7 Hz, 2H), 0.91 (t, J=7 Hz, 3H)
169		(d <sub>6</sub> -DMSO at 29°C) δ 8.67 (t, J=6 Hz, 1H), 8.46 (dd, J=4.0, 1.5 Hz, 1H), 7.97 (d, J=8 Hz, 2H), 7.89 (dd, J=8, 1.5 Hz, 1H), 7.39 (dd, J=8, 1.5 Hz, 1H), 7.38 (d, J=8 Hz, 2H), 6.74 (s, 2H), 4.82 (t, J=6 Hz, 2H), 3.32 (m, 2H), 2.91 (t, J=7 Hz, 2H), 1.89 (m, 2H), 1.78 (quintet, J=7 Hz, 2H), 1.62 (quintet, J=7 Hz, 2H), 1.40 (sextet, J=7 Hz, 2H), 0.89 (t, J=7 Hz, 3H)
170		(d <sub>6</sub> -DMSO at 29°C) δ 8.46 (dd, J=4.0, 1.5 Hz, 1H), 8.35 (t, J=6 Hz, 1H), 7.89 (dd, J=8.5, 1.5 Hz, 1H), 7.71 (d, J=8 Hz, 2H), 7.43 (d, J=8 Hz, 2H), 7.40 (dd, J=8, 4.0 Hz, 1H), 6.73 (s, 2H), 4.80 (t, J=6 Hz, 2H), 3.30 (q, J=6 Hz, 2H), 2.91 (t, J=7 Hz, 2H), 1.88 (quintet, J=7 Hz, 2H), 2.80 (quintet, J=7 Hz, 2H), 1.60 (m, 2H), 1.39 (sextet, J=7 Hz, 2H), 1.29 (s, 9H), 0.90 (t, J=7 Hz, 3H)
171		(d <sub>6</sub> -DMSO at 29°C) δ 8.47 (dd, J=4.0, 1.5 Hz, 1H), 8.35 (t, J=6 Hz, 1H), 7.89 (dd, J=8.0, 1.5 Hz, 1H), 7.69 (d, J=8 Hz, 2H), 7.40 (dd, J=8.0, 4.0 Hz, 1H), 7.23 (d, J=8 Hz, 2H), 6.74 (s, 2H), 4.81 (t, J=6 Hz, 2H), 3.28 (q, J=6 Hz, 2H), 2.91 (t, J=7 Hz, 2H), 2.34 (s, 3H), 2.90 (m, 2H), 1.79 (quintet, J=7 Hz, 2H), 1.60 (quintet, J=7 Hz, 2H), 1.41 (sextet, J=7 Hz, 2H), 0.91 (t, J=7 Hz, 3H)

172		(d <sub>6</sub> -DMSO at 29°C) δ 8.49 (dd, J=4.5, 1.5 Hz, 1H), 7.90 (dd, J=8.5, 1.5 Hz, 1H), 7.67 (t, J=6 Hz, 1H), 7.42 (dd, J=8.5, 4.5 Hz, 1H), 6.74 (s, 2H), 4.79 (t, J=6 Hz, 2H), 3.06 (q, J=6 Hz, 2H), 2.91 (t, J=7 Hz, 2H), 1.87 (s, 2H), 1.82 (quintet, J=7 Hz, 4H), 1.46 (sextet, J=7 Hz, 4H), 0.96 (t, J=7 Hz, 3H), 0.86 (s, 9H)
173		(d <sub>6</sub> -DMSO at 29°C) δ 8.50 (dd, J=4.5, 1.5 Hz, 1H), 8.00 (t, J=6 Hz, 1H), 7.90 (dd, J=8.5, 1.5 Hz, 1H), 7.43 (dd, J=8.5, 4.5 Hz, 1H), 6.75 (s, 2H), 4.79 (t, J=6 Hz, 2H), 3.10 (q, J=6 Hz, 2H), 2.92 (t, J=7 Hz, 2H), 1.82 (m, 4H), 1.45 (m, 5H), 0.94 (t, J=7 Hz, 3H), 0.60 (m, 4H)
174		(d <sub>6</sub> -DMSO at 29°C) δ 8.49 (dd, J=4.3, 1.5 Hz, 1H), 7.90 (dd, J=8.4, 1.5 Hz, 1H), 7.68 (t, J=6 Hz, 1H), 7.42 (dd, J=8.4, 4.3 Hz, 1H), 6.73 (br s, 2H), 4.80 (t, J=6 Hz, 2H), 3.06 (q, J=6 Hz, 2H), 2.92 (t, J=7 Hz, 2H), 2.44 (m, 1H), 1.81 (m, 4H), 1.70-1.30 (m, 12H), 0.96 (t, J=7 Hz, 3H)
175		(d <sub>6</sub> -DMSO at 29°C) δ 8.50 (dd, J=4.5, 1.5 Hz, 1H), 7.90 (dd, J=8.0, 1.5 Hz, 1H), 7.73 (t, J=6 Hz, 1H), 7.42 (dd, J=8.0, 4.5 Hz, 1H), 6.75 (s, 2H), 4.78 (t, J=6 Hz, 2H), 3.06 (q, J=6 Hz, 2H), 2.92 (t, J=7 Hz, 2H), 1.99 (t, J=7 Hz, 2H), 1.81 (m, 4H), 1.63 (m, 3H), 1.6-1.3 (m, 10H), 1.00 (m, 2H), 0.97 (t, J=7 Hz, 3H)
176		(d <sub>6</sub> -DMSO at 29°C) δ 8.69 (t, J=6 Hz, 1H), 8.45 (dd, J=4.3, 1.5 Hz, 1H), 7.91 (m, 4H), 7.89 (dd, J=8.3, 1.5 Hz, 1H), 7.40 (dd, J=8.3, 4.3 Hz, 1H), 6.74 (s, 2H), 4.81 (t, J=6 Hz, 2H), 3.31 (m, 2H), 2.91 (t, J=7 Hz, 2H), 1.90 (m, 2H), 1.79 (quintet, J=7 Hz, 2H), 1.60 (m, 2H), 1.40 (sextet, J=7 Hz, 2H), 0.90 (t, J=7 Hz, 3H)

177		(d <sub>6</sub> -DMSO at 29°C) δ 8.46 (dd, J=4.3, 1.5 Hz, 1H), 8.45 (t, J=6 Hz, 1H), 7.89 (dd, J=8.4, 1.5 Hz, 1H), 7.72 (dd, J=5, 1 Hz, 1H), 7.67 (dd, J=3, 1 Hz, 1H), 7.40 (dd, J=8.4, 4.3 Hz, 1H), 7.11 (dd, J=5, 3 Hz, 1H), 6.74 (s, 2H), 4.82 (t, J=6 Hz, 2H), 3.28 (q, J=6 Hz, 2H), 2.92 (t, J=7 Hz, 2H), 1.87 (m, 2H), 1.79 (quintet, J=7 Hz, 2H), 1.60 (quintet, J=7 Hz, 2H), 1.42 (sextet, J=7 Hz, 2H), 0.91 (t, J=7 Hz, 3H)
178		(d <sub>6</sub> -DMSO at 29°C) δ 8.49 (dd, J=4.3, 1.5 Hz, 1H), 8.05 (t, J=6 Hz, 1H), 7.91 (dd, J=8.2, 1.5 Hz, 1H), 7.43 (dd, J=8.2, 4.3 Hz, 1H), 7.29 (dd, J=5, 1 Hz, 1H), 6.89 (dd, J=5, 3 Hz, 1H), 6.82 (dd, J=3, 1 Hz, 1H), 6.77 (br s, 2H), 4.79 (t, J=6 Hz, 2H), 3.56 (s, 2H), 3.09 (q, J=6 Hz, 2H), 2.90 (t, J=7 Hz, 2H), 1.75 (m, 4H), 1.45 (m, 4H), 0.95 (t, J=7 Hz, 3H)
179		(d <sub>6</sub> -DMSO at 29°C) δ 8.77 (t, J=6 Hz, 1H), 8.46 (dd, J=4.4, 1.5 Hz, 1H), 8.28 (dd, J=8.5, 2.5 Hz, 2H), 8.00 (dd, J=8.5 2.5 Hz, 2H), 7.89 (dd, J=8.3, 1.5 Hz, 1H), 7.39 (dd, J=8.3, 4.4 Hz, 1H), 6.75 (s, 2H), 4.82 (t, J=6 Hz, 2H), 3.32 (m, 2H), 2.92 (t, J=7 Hz, 2H), 1.90 (m, 2H), 1.79 (quintet, J=7 Hz, 2H), 1.63 (m, 2H), 1.42 (sextet, J=7 Hz, 2H), 0.91 (t, J=7 Hz, 3H)
180		(d <sub>6</sub> -DMSO at 29°C) δ 8.48 (dd, J=4.3, 1.5 Hz, 1H), 8.14 (t, J=6 Hz, 1H), 7.91 (dd, J=8.4, 1.5 Hz, 1H), 7.42 (dd, J=8.4, 4.3 Hz, 1H), 6.78 (s, 2H), 6.75 (br s, 2H), 4.82 (t, J=6 Hz, 2H), 3.22 (q, J=6 Hz, 2H), 2.92 (t, J=7 Hz, 2H), 2.50 (s, 3H), 2.03 (s, 6H), 1.90 (m, 2H), 1.85 (quintet, J=7 Hz, 2H), 1.58 (m, 2H), 1.45 (sextet, J=7 Hz, 2H), 0.96 (t, J=7 Hz, 3H)

181		(d <sub>6</sub> -DMSO at 29°C) δ 9.48 (t, J=6 Hz, 1H), 8.52 (d, J=4.3 Hz, 1H), 7.94 (d, J=8 Hz, 1H), 7.45 (dd, J=8.0, 4.3 Hz, 1H), 7.09 (br s, 2H), 4.80 (t, J=6 Hz, 2H), 3.25 (q, J=6 Hz, 2H), 2.92 (t, J=7 Hz, 2H), 1.81 (m, 4H), 1.58 (m, 2H), 1.45 (sextet, J=7 Hz, 2H), 0.95 (t, J=7 Hz, 3H)
182		(d <sub>6</sub> -DMSO at 29°C) δ 8.50 (dd, J=4.3, 1.5 Hz, 1H), 7.90 (dd, J=8.0, 1.5 Hz, 1H), 7.75 (t, J=6 Hz, 1H), 7.42 (dd, J=8.0, 4.3 Hz, 1H), 6.77 (br s, 2H), 4.78 (t, J=6 Hz, 2H), 3.56 (s, 3H), 3.06 (q, J=6 Hz, 2H), 2.90 (t, J=7 Hz, 2H), 2.25 (m, 2H), 2.00 (m, 2H), 1.81 (m, 4H), 1.44 (m, 8H), 0.96 (t, J=7 Hz, 3H)
183		(d <sub>6</sub> -DMSO at 29°C) δ 8.55 (t, J=6 Hz, 1H), 8.50 (dd, J=4.3, 1.5 Hz, 1H), 8.43 (dd, J=5, 2 Hz, 1H), 7.91 (dd, J=8.4, 1.5 Hz, 1H), 7.74 (d, J=8.0, 2 Hz, 1H), 7.43 (dd, J=8, 4.3 Hz, 1H), 7.42 (dd, J=8, 5 Hz, 1H), 6.75 (br s, 2H), 4.83 (t, J=6 Hz, 2H), 3.27 (q, J=6 Hz, 2H), 2.94 (t, J=7 Hz, 2H), 1.92 (m, 2H), 1.83 (quintet, J=7 Hz, 2H), 1.60 (m, 2H), 1.46 (sextet, J=7 Hz, 2H), 0.95 (t, J=7 Hz, 3H)
184		(d <sub>6</sub> -DMSO at 29°C) δ 8.77 (dd, J=2.5, 0.5 Hz, 1H), 8.70 (t, J=6 Hz, 1H), 8.46 (dd, J=4.3, 1.5 Hz, 1H), 8.16 (dd, J=8, 3 Hz, 1H), 7.91 (dd, J=8.4, 1.5 Hz, 1H), 7.62 (dd, J=8, 0.5 Hz, 1H), 7.43 (dd, J=8.4, 1.5 Hz, 1H), 6.76 (br s, 2H), 4.81 (t, J=6 Hz, 2H), 3.31 (m, 2H), 2.92 (t, J=7 Hz, 2H), 1.89 (m, 2H), 1.79 (quintet, J=7 Hz, 2H), 1.61 (quintet, J=7 Hz, 2H), 1.40 (sextet, J=7 Hz, 2H), 0.91 (t, J=7 Hz, 3H)
185		(d <sub>6</sub> -DMSO at 29°C) δ 8.55 (t, J=6 Hz, 1H), 8.45 (dd, J=4.3, 1.5 Hz, 1H), 7.90 (d, J=8 Hz, 2H), 7.89 (dd, J=8, 1.5 Hz, 1H), 7.43 (d, J=8 Hz, 2H), 7.39 (dd, J=8, 4.3 Hz, 1H), 6.74 (br s, 2H), 4.81 (t, J=6 Hz, 2H), 3.30 (m, 2H), 2.91 (t, J=7 Hz, 2H), 1.88 (m, 2H), 1.78 (quintet, J=7 Hz, 2H), 1.63 (m, 2H), 1.34 (sextet, J=7 Hz, 2H), 0.89 (t, J=7 Hz, 3H)
186		(d <sub>6</sub> -DMSO at 29°C) δ 8.64 (t, J=6 Hz, 1H), 8.49 (dd, J=4.4, 1.5 Hz, 1H), 7.90 (dd, J=8.5, 1.5 Hz, 1H), 7.69 (s, 2H), 7.42 (dd, J=8.5, 4.3 Hz, 1H), 6.74 (s, 2H), 4.84 (t, J=6 Hz, 2H),

		3.26 (q, J=6 Hz, 2H), 2.93 (t, J=7 Hz, 2H), 1.90 (m, 2H), 1.83 (quintet, J=7 Hz, 2H), 1.60 (m, 2H), 1.46 (sextet, J=7 Hz, 2H), 0.96 (t, J=7 Hz, 3H)
187		(d <sub>6</sub> -DMSO at 29°C) δ 8.49 (dd, J=4.3, 1.5 Hz, 1H), 7.92 (t, J=6 Hz, 1H), 7.90 (dd, J=8.5, 1.5 Hz, 1H), 7.42 (dd, J=8.5, 4.3 Hz, 1H), 7.07 (d, J=8 Hz, 2H), 6.76 (d, J=8 Hz, 2H), 6.74 (br s, 2H), 4.79 (t, J=6 Hz, 2H), 3.70 (s, 3H), 3.25 (s, 2H), 3.08 (q, J=6 Hz, 2H), 2.89 (t, J=7 Hz, 2H), 1.80 (m, 4H), 1.46 (m, 2H), 1.44 (sextet, J=7 Hz, 2H), 0.95 (t, J=7 Hz, 3H)
188		(d <sub>6</sub> -DMSO at 29°C) δ 8.47 (dd, J=4.3, 1.5 Hz, 1H), 8.15 (t, J=6 Hz, 1H), 7.90 (dd, J=8.4, 1.5 Hz, 1H), 7.64 (dd, J=8, 2 Hz, 1H), 7.41 (dt, J=8, 2 Hz, 1H), 7.40 (dd, J=8.4, 4.3 Hz, 1H), 7.06 (d, J=8 Hz, 1H), 6.98 (dt, J=8, 2 Hz, 1H), 6.74 (s, 2H), 4.82 (t, J=6 Hz, 2H), 3.70 (s, 3H), 3.33 (m, 2H), 2.92 (t, J=7 Hz, 2H), 1.90 (m, 2H), 1.80 (quintet, J=7 Hz, 2H), 1.60 (m, 2H), 1.43 (sextet, J=7 Hz, 2H), 0.92 (t, J=7 Hz, 3H)
189		(d <sub>6</sub> -DMSO at 29°C) δ 8.56 (t, J=6 Hz, 1H), 8.46 (dd, J=4.4, 1.5 Hz, 1H), 7.89 (dd, J=8.4, 1.5 Hz, 1H), 7.82 (t, J=2 Hz, 1H), 7.74 (td, J=8, 2 Hz, 1H), 7.58 (td, J=8, 2 Hz, 1H), 7.47 (t, J=8 Hz, 1H), 7.39 (dd, J=8.4, 4.4 Hz, 1H), 6.74 (s, 2H), 4.81 (t, J=6 Hz, 2H), 3.31 (q, J=6 Hz, 2H), 2.91 (t, J=7 Hz, 2H), 1.88 (m, 2H), 1.79 (quintet, J=7 Hz, 2H), 1.61 (m, 2H), 1.36 (sextet, J=7 Hz, 2H), 0.90 (t, J=7 Hz, 3H)
190		(d <sub>6</sub> -DMSO at 29°C) δ 8.46 (dd, J=4.3, 1.5 Hz, 1H), 8.27 (t, J=6 Hz, 1H), 7.89 (dd, J=8.5, 1.5 Hz, 1H), 7.75 (d, J=8 Hz, 2H), 7.40 (dd, J=8.5, 4.3 Hz, 1H), 6.94 (d, J=8 Hz, 2H), 6.73 (s, 2H), 4.81 (t, J=6 Hz, 2H), 4.00 (t, J=7 Hz, 2H), 3.28 (q, J=6 Hz, 2H), 2.91 (t, J=7 Hz, 2H), 1.87 (m, 2H), 1.78 (quintet, J=7 Hz, 2H), 1.71 (quintet, J=7 Hz, 2H), 1.60 (m, 2H), 1.38 (sextet, J=7 Hz, 4H), 1.32 (m, 2H), 1.28 (m, 4H), 0.91 (t, J=7 Hz, 3H), 0.87 (t, J=7 Hz, 3H)

Examples 191 – 212

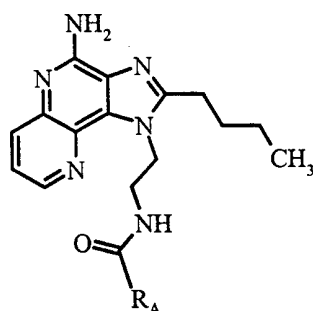
## Compounds of Formula I

5           The compounds of Examples 191-212 shown in the table below were prepared according to the following method. 4-(4-Amino-2-butyl-1*H*-imidazo[4,5-*c*][1,5]naphthyridin-1-yl)ethaneamine (50  $\mu$ mol) was dissolved in 5 mL of dichloromethane in a screw-capped test tube and a carboxylic acid (50  $\mu$ mol) of formula  $R_A\text{COOH}$  was added at ambient temperature. Within 3 minutes a light suspension typically formed. The coupling agent, 1-(3-dimethylaminopropyl)-3-ethyl carbodiimide hydrochloride (~10.5 mg, 55  $\mu$ mol) was added and the mixture was vortexed at 400 rpm for 1-2 h at ambient temperature, giving a clear solution in most cases. The mixture was applied to a short column (3 x 1 cm) of silica gel conditioned with dichloromethane. The product was eluted with 10:1 dichloromethane:methanol, collecting ~2 mL fractions. Thin layer chromatography of the fractions was performed, and fractions with the product spot were pooled and stripped to dryness in a Savant SpeedVac. Purity was checked by reversed phase-HPLC (HPLC conditions refer to using a Hewlett Packard HP 1090 system fitted with a C18 Rainin Microsorb MV column, 4.6 x 50 mm, particle size = 3 microns, pore size = 100 Angstroms. Gradient elution: linear gradient from 100% water +0.1% trifluoroacetic acid to 100% acetonitrile + 0.1% trifluoroacetic acid over 5 min. at 1 mL per minute. Detection is at 220 nm and 254 nm). APCI-mass spectral data confirmed presence of the expected molecular ion, and proton nmr data supported the expected structure.

10

15


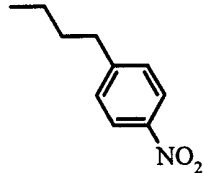
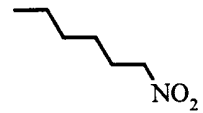
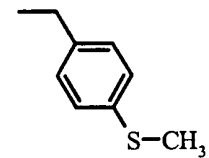

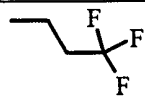
20

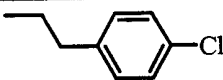

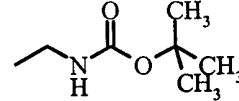
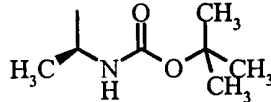
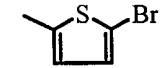
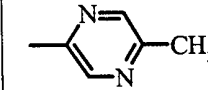


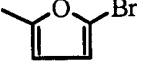
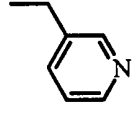
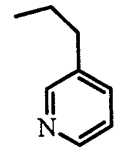
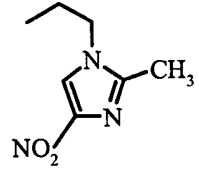
5

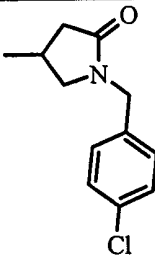
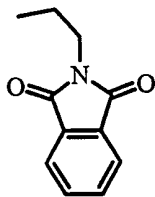
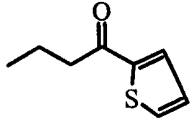
Example #	R <sub>A</sub> Fragment	<sup>1</sup> H NMR (500 MHz, solvent indicated)
191		(CDCl <sub>3</sub> ) δ 8.47 (dd, J=4.4, 1.5 Hz, 1H), 8.10 (dd, J=8.5, 1.5 Hz, 1H), 7.45 (dd, J=8.5, 4.4 Hz, 1H), 7.15 (dd, J=5.0, 3.0 Hz, 1H), 6.75 (d, J=3 Hz, 1H), 6.64 (dd, J=5.0, 1.2 Hz, 1H), 6.61 (br t, 1H), 6.3 (br s, 2H), 4.94 (t, J=6 Hz, 2H), 3.30 (s, 2H), 2.81 (q, J=6 Hz, 2H), 2.89 (t, J=7 Hz, 2H), 1.88 (quintet, J=7 Hz, 2H), 1.50 (sextet, J=7 Hz, 2H), 1.00 (t, J=7 Hz, 3H)
192		(CDCl <sub>3</sub> ) δ 8.41 (dd, J=4.4, 1.5 Hz, 1H), 8.04 (dd, J=8.5, 1.5 Hz, 1H), 7.40 (dd, J=8.5, 4.4 Hz, 1H), 7.34 (dd, J=8, 1.2 Hz, 1H), 7.07 (dt, J=8, 2 Hz, 1H), 7.00 (dt, J=8, 2 Hz, 1H), 6.96 (dt, J=8, 2 Hz, 1H), 6.78 (br t, 1H), 5.72 (br s, 2H), 4.95 (t, J=6 Hz, 2H), 3.85 (q, J=6 Hz, 2H), 3.42 (s, 2H), 2.89 (t, J=7 Hz, 2H), 1.83 (quintet, J=7 Hz, 2H), 1.50 (sextet, J=7 Hz, 2H), 1.00 (t, J=7 Hz, 3H)
193		(CDCl <sub>3</sub> ) δ 8.40 (dd, J=4.4, 1.5 Hz, 1H), 8.07 (dd, J=8.5, 1.5 Hz, 1H), 7.43 (dd, J=8.5, 4.5 Hz, 1H), 7.14 (d, J=2 Hz, 1H), 7.06 (br t, 1H), 6.98 (dd, J=8, 2 Hz, 1H), 6.85 (d, J=8 Hz, 1H), 5.75 (br s, 2H), 4.96 (t, J=6 Hz, 2H), 3.86 (q, J=6 Hz, 2H), 3.31 (s, 2H), 2.89 (t, J=7 Hz, 2H), 1.89 (quintet, J=7 Hz, 2H), 1.50 (sextet, J=7 Hz, 2H), 1.00 (t, J=7 Hz, 3H)



194		(CDCl <sub>3</sub> ) δ 8.59 (dd, J=4.5, 1.8 Hz, 1H), 8.09 (dd, J=8.5, 1.8 Hz, 1H), 7.47 (dd, J=8.5, 4.5 Hz, 1H), 7.19 (bt, 1H), 5.79 (bs, 2H), 4.96 (t, J=6 Hz, 2H), 3.82 (q, J=6 Hz, 2H), 3.36 (t, J=6 Hz, 2H), 2.92 (t, J=7 Hz, 2H), 1.91 (q, J=7 Hz, 2H), 1.87 (q, J=7 Hz, 2H), 1.50 (m, 6H), 1.01 (t, J=7Hz, 3H)
195		(CDCl <sub>3</sub> ) δ 8.51 (dd, J=4.5, 1.8 Hz, 1H), 8.07 (m, 3H), 7.42 (dd, J=4.5, 8.5), 1H), 7.31 (br t, 1H), 7.14 (d, J=8 Hz, 2H), 5.8 (s, 2H), 4.95 (t, J=6 Hz, 2H), 4.257 (t, J=7 Hz, 2H), 3.80 (q, J=6 Hz, 2H), 2.94 (t, J=7 Hz, 2H), 1.90 (quintet, J=7 Hz, 2H), 1.83 (quintet, J=7 Hz, 2H), 1.50 (sextet, J=7 Hz, 2H), 1.34 (quintet, J=7 Hz, 2H), 1.01 (t, J=7 Hz, 3H)
196		(CDCl <sub>3</sub> ) δ 8.60 (dd, J=4.5, 1.5 Hz, 1H), 8.11 (dd, J=8.5, 1.5 Hz, 1H), 7.49 (dd, J=8.5, 4.5 Hz, 1H), 7.24 (br s, 1H), 6.0 (br s, 2H), 4.95 (t, J=6 Hz, 2H), 4.26 (t, J=7 Hz, 2H), 3.82 (q, J=6 Hz, 2H), 2.93 (t, J=7Hz, 2H), 1.91 (quintet, J=7 Hz, 2H), 1.83 (m, 4H), 1.50 (sextet, J=7 Hz, 2H), 1.35 (quintet, J=7 Hz, 2H), 1.05 (m, 2H), 1.01 (t, J=7 Hz, 3H)
197		(CDCl <sub>3</sub> ) δ 8.60 (dd, J=4.5, 1.5, 1H), 8.11 (dd, J=8.5, 1.5, 1H), 7.49 (dd, J=8.5, 4.5 Hz, 1H), 7.01 (d, J=8 Hz, 2H), 6.76 (d, J=8 Hz, 2H), 6.59 (br s, 1H), 5.69 (br s, 2H), 4.93 (t, J=6 Hz, 2H), 3.80 (q, J=6 Hz, 2H), 3.20 (s, 2H), 2.89 (t, J=7 Hz, 2H), 2.44 (s, 3H), 1.90 (quintet, J=7 Hz, 2H), 1.51 (sextet, J=7 Hz, 2H), 1.01 (t, J=7 Hz, 3H)
198		(CDCl <sub>3</sub> ) δ 8.58 (dd, J=4.4, 1.5 Hz, 1H), 8.09 (dd, J=8.3, 1.5 Hz, 1H), 7.48 (dd, J=8.3, 4.4 Hz, 1H), 7.30 (br t, 1H), 5.69 (br s, 2H), 5.01 (m, 3H), 3.85 (q, J=6 Hz, 2H), 2.92 (t, J=7 Hz, 2H), 1.91 (quintet, J=7 Hz, 2H), 1.85 (m, 1H), 1.79 (m, 1H), 1.60 (m, 2H), 1.52 (sextet, J=7 Hz, 2H), 1.38 (d, J=9 Hz, 1H), 1.27 (t, J=6 Hz, 1H), 1.00 (t, J=7 Hz, 3H)
199		(CDCl <sub>3</sub> ) δ 8.59 (dd, J=4.5, 1.5 Hz, 1H), 8.11 (dd, J=8.5, 1.5 Hz, 1H), 7.48 (dd, J=8.5, 4.4 Hz, 1H), 7.48 (br s, 1H), 6.11 (br s, 2H), 4.94 (t, J=6 Hz, 2H), 3.83 (q, J=6 Hz, 2H), 2.92 (t, J=7 Hz, 2H), 2.28 (m, 2H), 2.08 (t, J=7 Hz, 2H), 1.90 (quintet, J=7 Hz, 2H), 1.52 (sextet, J=7 Hz, 2H), 1.01 (t, J=7 Hz, 3H)

200		(CDCl <sub>3</sub> ) δ 8.54 (dd, J=4.4, 1.5 Hz, 1H), 8.10 (dd, J=8.4, 1.5 Hz, 1H), 7.46 (dd, J=8.4, 4.4 Hz, 1H), 7.19 (br t, 1H), 7.12 (d, J=8 Hz, 2H), 6.88 (d, J=8 Hz, 2H), 5.94 (br s, 2H), 4.91 (t, J=6 Hz, 2H), 3.78 (q, J=6 Hz, 2H), 2.90 (t, J=7 Hz, 2H), 2.65 (t, J=7 Hz, 2H), 2.12 (t, J=7 Hz, 2H), 1.86 (quintet, J=7 Hz, 2H), 1.52 (sextet, J=7 Hz, 2H), 1.02 (t, J=7 Hz, 3H)
201		(CDCl <sub>3</sub> ) δ 8.60 (dd, J=4.4, 1.5 Hz, 1H), 8.12 (dd, J=8, 1.5 Hz, 1H), 7.47 (dd, J=8.0, 4.4 Hz, 1H), 6.86 (br s, 1H), 6.20 (br s, 2H), 4.96 (t, J=6 Hz, 2H), 3.81 (q, J=6 Hz, 2H), 2.92 (t, J=7 Hz, 2H), 1.90 (m, 4H), 1.51 (sextet, J=7 Hz, 2H), 1.33 (quintet, J=7 Hz, 2H), 1.23 (m, 16H), 1.01 (t, J=7 Hz, 3H), 0.87 (t, J=7 Hz, 3H)
202		(CDCl <sub>3</sub> ) δ 8.58 (dd, J=4.3, 1.5 Hz, 1H), 8.04 (dd, J=8.0, 1.5 Hz, 1H), 7.56 (br s, 1H), 7.43 (dd, J=8.0, 4.3 Hz, 1H), 5.84 (br s, 2H), 4.94 (t, J=6 Hz, 2H), 4.89 (br s, 1H), 3.85 (q, J=6 Hz, 2H), 3.54 (d, J=6 Hz, 2H), 2.92 (t, J=7 Hz, 2H), 1.89 (quintet, J=7 Hz, 2H), 1.51 (sextet, J=7 Hz, 2H), 1.41 (s, 9H), 1.00 (t, J=7 Hz, 3H)
203		(CDCl <sub>3</sub> ) δ 8.60 (d, J=4.4 Hz, 1H), 8.07 (dd, J=8.0, 1.5 Hz, 1H), 7.59 (br s, 1H), 7.45 (dd, J=8.5, 4.4 Hz, 1H), 5.88 (br s, 2H), 4.94 (m, 2H), 4.77 (s, 1H), 3.93 (m, 1H), 3.84 (m, 2H), 2.94 (t, J=7 Hz, 2H), 1.89 (quintet, J=7 Hz, 2H), 1.52 (sextet, J=7 Hz, 2H), 1.40 (s, 9H), 1.01 (d, J=7 Hz, 3H), 0.99 (t, J=7 Hz, 3H)
204		(d <sub>6</sub> -DMSO at 80°C) δ 8.53 (dd, J=4.4, 1.5 Hz, 1H), 8.53 (t, J=6 Hz, 1H), 7.96 (dd, J=8.3, 1.5 Hz, 1H), 7.45 (dd, J=8.3, 4.4 Hz, 1H), 7.32 (d, J=4 Hz, 1H), 7.16 (d, J=4 Hz, 1H), 6.81 (br s, 2H), 4.91 (t, J=6 Hz, 2H), 3.78 (q, J=6 Hz, 2H), 2.85 (t, J=7 Hz, 2H), 1.77 (quintet, J=7 Hz, 2H), 1.37 (sextet, J=7 Hz, 2H), 0.87 (t, J=7 Hz, 3H)
205		(CDCl <sub>3</sub> ) δ 9.16 (d, J=1.4 Hz, 1H), 8.66 (dd, J=4.4, 1.5 Hz, 1H), 8.44 (t, J=6 Hz, 1H), 8.11 (d, J=1.4 Hz, 1H), 8.09 (dd, J=8.4, 1.5 Hz, 1H), 7.47 (dd, J=8.5, 4.4 Hz, 1H), 6.10

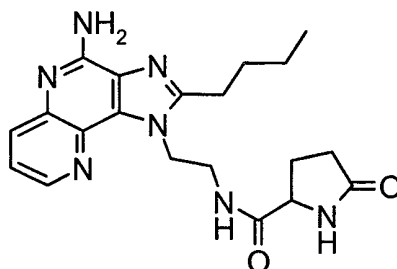
		(br s, 2H), 5.11 (t, J=6 Hz, 2H), 4.05 (q, J=6 Hz, 2H), 2.92 (t, J=7 Hz, 2H), 2.59 (s, 3H), 1.87 (quintet, J=7 Hz, 2H), 1.46 (sextet, J=7 Hz, 2H), 0.95 (t, J=7 Hz, 3H)
206		(CDCl <sub>3</sub> ) δ 8.73 (dd, J=4.4, 1.5 Hz, 1H), 8.12 (dd, J=8.4, 1.5 Hz, 1H), 7.95 (br s, 1H), 7.52 (dd, J=8.4, 4.4 Hz, 1H), 6.91 (d, J=3.4 Hz, 1H), 6.31 (d, J=3.4 Hz, 1H), 6.04 (br s, 2H), 5.07 (t, J=6 Hz, 2H), 3.99 (q, J=6 Hz, 2H), 2.93 (t, J=7 Hz, 2H), 1.91 (quintet, J=7 Hz, 2H), 1.50 (sextet, J=7 Hz, 2H), 0.99 (t, J=7 Hz, 3H)
207		(CDCl <sub>3</sub> ) δ 8.50 (dd, J=4.4, 1.5 Hz, 1H), 8.42 (d, J=4 Hz, 1H), 8.19 (d, J=1.5 Hz, 1H), 8.09 (dd, J=8.2, 1.5 Hz, 1H), 7.47 (dd, J=8.3, 4.4 Hz, 1H), 7.26 (br s, 1H), 7.23 (d, J=8 Hz, 1H), 7.07 (dd, J=8.5, 5 Hz, 1H), 6.06 (br s, 2H), 3.95 (t, J=6 Hz, 2H), 3.84 (q, J=6 Hz, 2H), 3.21 (s, 2H), 2.87 (t, J=7 Hz, 2H), 1.88 (quintet, J=7 Hz, 2H), 1.50 (sextet, J=7 Hz, 2H), 1.00 (t, J=7 Hz, 3H)
208		(CDCl <sub>3</sub> ) δ 8.54 (dd, J=4.4, 1.5 Hz, 1H), 8.37 (d, J=4 Hz, 1H), 8.24 (br s, 1H), 8.09 (dd, J=8.5, 1.5 Hz, 1H), 7.46 (dd, J=8.5, 4.4 Hz, 1H), 7.35 (br t, 1H), 7.27 (td, J=8, 2 Hz, 1H), 7.08 (dd, J=8, 5 Hz, 1H), 5.98 (br s, 2H), 4.91 (t, J=6 Hz, 2H), 3.79 (q, J=6 Hz, 2H), 2.90 (t, J=7 Hz, 2H), 2.69 (t, J=7 Hz, 2H), 2.14 (t, J=7 Hz, 2H), 1.90 (quintet, J=7 Hz, 2H), 1.52 (sextet, J=7 Hz, 2H), 1.01 (t, J=7 Hz, 3H)
209		(d <sub>6</sub> -DMSO) δ 8.52 (d, J=8.3 Hz, 1H), 8.37 (m, 2H), 7.96 (d, J=8.3 Hz, 1H), 7.48 (dd, J=8.3, 4.5 Hz, 1H), 7.14 (br s, 2H), 4.72 (t, J=6 Hz, 2H), 4.12 (t, J=6 Hz, 2H), 3.56 (q, J=6 Hz, 2H), 2.81 (t, J=7 Hz, 2H), 2.52 (m, 2H), 2.33 (s, 3H), 1.75 (quintet, J=7 Hz, 2H), 1.40 (sextet, J=7 Hz, 2H), 0.94 (t, J=7 Hz, 3H)

		3H)
210		(CDCl <sub>3</sub> ) $\delta$ 8.52 (dd, J=4.4, 1.5 Hz, 1H), 8.05 (dd, J=8.4, 1.5 Hz, 1H), 7.76 (t, J=6 Hz, 1H), 7.43 (dd, J=8.5, 4.4 Hz, 1H), 7.27 (d, J=8 Hz, 2H), 7.06 (d, J=8 Hz, 2H), 5.82 (br s, 2H), 5.06 & 4.83 (m, 2H), 3.88 & 3.79 (m, 2H), 3.03 (m, 1H), 2.89 (t, J=7 Hz, 2H), 2.79 (m, 1H), 2.5 (m, 3H), 2.25 (m, 1H), 1.90 (quintet, J=7 Hz, 2H), 1.51 (sextet, J=7 Hz, 2H), 1.00 (t, J=7 Hz, 3H)
211		(d <sub>6</sub> -DMSO) $\delta$ 8.53 (dd, J=4.4, 1.5 Hz, 1H), 8.24 (t, J=6 Hz, 1H), 7.96 (dd, J=8.4, 1.5 Hz, 1H), 7.84 (m, 4H), 7.48 (dd, J=4.4, 8.4 Hz, 1H), 7.18 (br s, 2H), 4.75 (t, J=6 Hz, 2H), 3.73 (t, J=7 Hz, 2H), 3.52 (q, J=6 Hz, 2H), 2.86 (t, J=7 Hz, 2H), 2.34 (t, J=7 Hz, 2H), 1.79 (quintet, J=7 Hz, 2H), 1.40 (sextet, J=7 Hz, 2H), 0.92 (t, J=7 Hz, 3H)
212		(CDCl <sub>3</sub> ) $\delta$ 8.60 (dd, J=4.4, 1.5 Hz, 1H), 8.04 (dd, J=8.5, 1.5 Hz, 1H), 7.68 (dd, J=3.5, 1.2 Hz, 1H), 7.61 (dd, J=3.5, 1.2 Hz, 1H), 7.43 (dd, J=8.5, 4.4 Hz, 1H), 7.39 (t, J=6 Hz, 1H), 7.10 (dd, J=5, 3.5 Hz, 1H), 5.79 (br s, 2H), 4.93 (t, J=6 Hz, 2H), 3.82 (q, J=6 Hz, 2H), 3.12 (t, J=7 Hz, 2H), 2.92 (t, J=7 Hz, 2H), 2.32 (t, J=7 Hz, 2H), 1.89 (quintet, J=7 Hz, 2H), 1.49 (sextet, J=7 Hz, 2H), 0.99 (t, J=7 Hz, 3H)

## Example 213

## Compound of formula II

N-[2-(4-Amino-2-butyl-1H-imidazo[4,5-c][1,5]naphthyridin-1-yl)ethyl]-5-oxo-2-pyrrolinecarboxamide



Using the general method of Example 97 L-pyroglutamic acid (0.23 g, 1.7 mmole) was reacted with 2-(4-amino-2-butyl-1H-imidazo[4,5-c][1,5]naphthyridin-1-yl)ethaneamine (0.5 g, 1.7 mmole) to provide 0.10 g of N-[2-(4-amino-2-butyl-1H-imidazo[4,5-c][1,5]naphthyridin-1-yl)ethyl]-5-oxo-2-pyrrolinecarboxamide as a white powder, m.p. 135-138°C. Analysis: Calculated for  $C_{20}H_{25}N_7O_2 \cdot \frac{1}{2} CH_3CN$ : %C, 60.63; %H, 6.42; %N, 25.25; Found: %C, 60.14; %H, 6.41; %N, 25.20. HRMS (EI) calcd for  $C_{20}H_{25}N_7O_2$  (M<sup>+</sup>) 396.2103 found 396.2112

## TEST METHODS

## CYTOKINE INDUCTION IN HUMAN CELLS

An in vitro human blood cell system was used to assess cytokine induction by compounds of the invention. Activity is based on the measurement of interferon and tumor necrosis factor ( $\alpha$ ) (IFN and TNF, respectively) secreted into culture media as described by Testerman et. al. In "Cytokine Induction by the Immunomodulators Imiquimod and S-27609", *Journal of Leukocyte Biology*, **58**, 365-372 (September, 1995).

Blood Cell Preparation for Culture

Whole blood is collected by venipuncture into EDTA vacutainer tubes from healthy human donors. Peripheral blood mononuclear cells (PBMCs) are separated from whole blood by Histopaque®-1077 (Sigma Chemicals, St. Louis, MO) density gradient centrifugation. The PBMCs are suspended at  $1.5-2 \times 10^6$  cells/mL in RPMI 1640 medium containing 10 % fetal bovine serum, 2 mM L-glutamine and 1% penicillin/streptomycin

solution (RPMI complete). 1 mL portions of PBMC suspension are added to 24 well flat bottom sterile tissue culture plates.

#### Compound Preparation

5 The compounds are solubilized in dimethyl sulfoxide (DMSO). The DMSO concentration should not exceed a final concentration of 1% for addition to the culture wells. The compounds are generally tested in a concentration range of from 0.1 to 100  $\mu$ M.

#### Incubation

10 The solution of test compound is added to the wells containing 1 mL of PBMCs in media. The plates are covered with plastic lids, mixed gently and then incubated for 18 to 24 hours at 37°C with a 5% carbon dioxide atmosphere.

#### Separation

15 Following incubation the plates are centrifuged for 5-10 minutes at 1000 rpm (~200 x g) at 4°C. The cell culture supernatant is removed with a sterile polypropylene pipet and transferred to a 2 mL sterile cryotube. Samples are maintained at -70°C until analysis.

#### Interferon Analysis/Calculation

20 Interferon is determined by bioassay using A549 human lung carcinoma cells challenged with encephalomyocarditis. The details of the bioassay method have been described by G. L. Brennan and L. H. Kronenberg in "Automated Bioassay of Interferons in Micro-test Plates", Biotechniques, June/July, 78, 1983, incorporated herein by reference. Briefly stated the method is as follows: A549 cells are incubated with samples and standard interferon dilutions at 37°C for 24 hours. The incubated cells are then infected with an inoculum of encephalomyocarditis virus. The infected cells are incubated 25 for an additional 24 hours at 37°C before quantifying for viral cytopathic effect. The viral cytopathic effect is quantified by staining followed by visual scoring of the plates. Results are expressed as alpha reference units/mL based on the value obtained for NIH Human Leukocyte IFN standard.

#### Tumor Necrosis Factor ( $\alpha$ ) Analysis

30 Tumor necrosis factor ( $\alpha$ ) (TNF) concentration is determined using an ELISA kit available from Genzyme, Cambridge, MA. The results are expressed as pg/mL.

In the table below, a “+” indicates that the compound induced the indicated cytokine at that particular concentration, a “-” indicates that the compound did not induce the indicated cytokine at that particular concentration, and a “±” indicates that the results were equivocal at that particular concentration.

Cytokine Induction in Human Cells												
Example	IFN						TNF					
	Dose Concentration (μM)						Dose Concentration (μM)					
	0.1	1.0	10.0	100.0			0.1	1.0	10.0	100.0		
9	±	-	+	-			-	-	-	-		-
10	+	+	+	+			-	-	-	+		+
12	Not run	+	+	+			Not run	+	+	+		+
13	Not run	+	+	+			Not run	+	+	+		+
22	Not run	-	-	-			Not run	-	±	+		+
23	Not run	+	+	-			Not run	-	±	-		-
25	Not run	-	+	+			Not run	-	±	-		-
26	Not run	+	-	+			Not run	+	±	-		-
27	Not run	+	+	+			Not run	+	+	+		+
28	Not run	+	+	+			Not run	-	+	+		+
32	Not run	+	+	+			Not run	-	-	-		-
33	Not run	+	+	+			Not run	-	-	-		-
36	Not run	+	+	+			Not run	-	+	-		-
39	Not run	+	+	-			Not run	+	+	-		-
40	Not run	+	+	±			Not run	+	+	+		+
45	+	+	+	-			-	+	+	-		-
46	+	+	+	+			+	+	+	+		+
46	Not run	+	+	±			Not run	+	+	+		+
47	-	+	+	±			-	+	+	+		+
48	+	+	+	-			-	+	+	-		-
49	+	+	+	+			-	+	+	+		+
50	Not run	+	+	-			Not run	+	+	-		-
51	Not run	+	+	+			Not run	+	+	-		-
52	Not run	+	+	-			Not run	+	+	-		-



Cytokine Induction in Human Cells												
Example	IFN						TNF					
	Dose Concentration (μM)						Dose Concentration (μM)					
	0.1	1.0	10.0	100.0			0.1	1.0	10.0	100.0		
53	+	+	+	+			-	+	+	-		
54	Not run	+	+	+			Not run	+	+	+		
55	Not run	+	+	+			Not run	+	+	-		
56	-	+	+	-			-	-	+	-		
57	-	+	+	+			-	-	+	+		
58	+	+	+	-			-	+	+	-		
62	+	+	+	+			+	+	+	+		
65	+	+	+	+			-	+	+	+		
70	+	+	+	-			-	+	+	-		
75	-	+	+	+			-	-	+	-		
80	-	+	+	-			-	-	+	-		
85	+	+	+	-			-	+	+	-		
90	±	+	+	+			-	-	+	+		
91	+	+	+	+			+	+	+	+		
92	±	+	+	+			-	+	+	+		
93	-	+	+	+			-	+	+	+		
94	-	+	+	+			-	+	+	+		
95	±	+	+	+			-	-	+	+		
96	-	±	+	+			-	-	+	+		
97	-	-	+	+			-	-	+	+		
98	-	+	+	+			-	+	+	+		
99	-	-	+	+			-	-	+	+		
100	-	-	+	+			-	-	+	+		
101	-	-	+	+			-	-	+	+		
101	-	-	+	+			-	-	-	+		
102	+	+	+	+			+	+	+	+		

Cytokine Induction in Human Cells												
Example	IFN						TNF					
	Dose Concentration (μM)						Dose Concentration (μM)					
	0.1	1.0	10.0	100.0	0.1	1.0	10.0	100.0	0.1	1.0	10.0	100.0
103	-	-	+	+	-	-	+	+	-	-	+	+
104	-	+	+	-	-	-	+	-	-	-	+	-
105	+	+	+	+	-	-	+	+	-	-	+	+
106	+	+	+	-	-	+	+	-	-	+	+	-
107	+	+	+	-	-	+	+	-	-	+	+	-
108	+	+	+	+	±	-	+	+	±	-	+	+
109	+	+	+	+	-	±	+	+	-	±	+	+
110	+	+	+	+	-	+	+	+	-	+	+	+
111	-	-	+	+	-	-	+	+	-	-	+	+
112	+	+	+	±	+	+	+	-	+	+	-	-
113	-	+	+	+	-	+	+	+	-	+	+	+
114	-	-	+	+	-	-	+	+	-	-	+	+
115	-	-	+	+	-	-	+	+	-	-	+	+
116	-	+	+	+	-	+	+	+	-	+	+	+
117	-	-	+	+	-	-	+	+	-	-	+	+

Cytokine Induction in Human Cells												
Example	IFN					TNF						
	Dose Concentration (μM)					Dose Concentration (μM)						
	0.1	1.0	10.0	100.0		0.1	1.0	10.0	100.0			
118	Not run	-	+	+		Not run	-	+	+			+
119	Not run	-	-	-		Not run	-	-	-			-
120	Not run	+	+	+		Not run	-	+	+			+
121	Not run	+	+	+		Not run	+	+	+			+
122	Not run	-	+	+		Not run	-	+	+			+
123	Not run	±	-	-		Not run	-	±	-			-
124	Not run	+	+	+		Not run	-	+	+			+
125	Not run	+	+	+		Not run	-	+	+			+
126	Not run	+	+	+		Not run	-	+	+			+
127	Not run	+	+	+		Not run	-	+	+			+
128	Not run	±	+	+		Not run	-	±	+			+
129	Not run	+	+	+		Not run	+	+	+			+
130	Not run	+	+	+		Not run	+	+	+			+
131	Not run	+	+	+		Not run	+	+	+			+
132	Not run	+	+	+		Not run	+	+	+			+
133	Not run	+	+	+		Not run	+	+	+			+
134	Not run	+	+	+		Not run	+	+	+			+
135	Not run	-	+	+		Not run	-	+	+			+
136	Not run	+	+	+		Not run	-	+	+			+
137	Not run	+	+	+		Not run	-	±	+			+
138	Not run	+	+	+		Not run	+	+	+			+
139	Not run	+	+	+		Not run	-	+	+			+
140	Not run	+	+	+		Not run	+	+	+			+
141	Not run	+	+	+		Not run	-	+	+			+

Cytokine Induction in Human Cells												
Example	IFN					TNF						
	Dose Concentration (μM)					Dose Concentration (μM)						
	0.1	1.0	10.0	100.0		0.1	1.0	10.0	100.0			
142	Not run	+	+	+	+	Not run	-	+	+	+		
143	Not run	-	+	+	+	Not run	-	±	-	-		
144	+	+	+	+	+	-	+	+	+	+		
145	-	-	+	+	+	-	+	+	+	+		
146	+	+	+	-	-	+	+	+	+	+		
147	-	+	+	+	+	-	-	+	+	+		
148	-	+	+	+	+	-	-	+	+	+		
149	-	-	-	-	-	-	-	-	-	-		
150	-	-	+	+	+	-	-	+	+	+		
151	-	-	+	+	+	-	-	+	+	+		
152	-	-	+	+	+	-	-	+	+	+		
153	-	+	+	-	-	-	+	+	+	-		
155	-	+	+	+	+	-	-	+	+	+		
156	+	+	+	+	+	-	+	+	+	-		
157	+	+	+	-	-	-	-	+	+	-		
158	-	+	+	+	+	-	-	+	+	-		
159	+	+	+	-	-	+	+	+	+	+		
160	+	+	+	-	-	-	+	+	+	-		
161	±	+	+	+	+	-	-	+	+	+		
162	+	+	+	+	+	-	+	+	+	+		
163	+	+	+	+	+	-	+	+	+	-		
164	+	+	+	-	-	-	+	+	+	-		
165	+	+	+	+	+	-	+	+	+	+		
166	-	+	+	-	-	-	+	+	+	-		
167	-	+	+	-	-	-	-	+	+	-		

Cytokine Induction in Human Cells									
	IFN				TNF				
Example	Dose Concentration (μM)				Dose Concentration (μM)				
	0.1	1.0	10.0	100.0	0.1	1.0	10.0	100.0	
168	-	+	+	+	-	+	+	-	-
169	-	+	+	+	-	-	+	+	+
170	-	+	+	+	-	-	+	+	+
171	+	+	+	±	-	+	+	+	-
172	+	+	+	+	-	+	+	+	+
173	+	+	+	+	-	+	+	+	+
174	+	+	+	+	+	+	+	+	-
175	-	+	+	-	-	+	+	+	-
176	-	+	+	+	-	-	+	+	+
177	-	-	+	-	-	-	+	+	-
178	+	+	+	+	+	-	+	+	-
179	-	+	+	+	-	+	+	+	-
180	+	+	+	+	±	+	+	+	+
181	-	-	±	+	-	-	-	+	+
182	-	+	+	+	-	+	+	+	-
183	-	-	-	-	-	-	-	-	-
183					+	+	+	+	-
184	+	+	+	-	+	+	+	+	-
185	-	+	+	±	-	±	+	+	-
186	+	+	+	+	-	+	+	+	+
187	-	+	+	+	-	+	+	+	-
188	+	+	+	+	-	+	+	+	-
189	-	+	+	-	-	±	+	+	-
190	+	+	+	-	-	+	+	+	-
191	Not run	+	+	+	Not run	-	+	+	+

Cytokine Induction in Human Cells												
Example	IFN					TNF						
	Dose Concentration (μM)					Dose Concentration (μM)						
	0.1	1.0	10.0	100.0		0.1	1.0	10.0	100.0			
192	-	-	+	+		-	-	+	+			+
193	-	-	+	+		-	-	+	+			+
194	-	+	+	+		-	+	+	+			+
195	-	-	+	-		-	+	+	+			+
196	-	-	+	+		-	-	+	+			+
197	-	-	+	+		-	+	+	+			+
198	-	-	+	+		-	+	+	+			+
199	+	-	+	+		-	-	+	+			+
200	-	-	+	+		-	-	+	+			+
201	-	-	-	-		-	-	-	-			+
202	-	-	+	+		-	-	+	+			+
203	-	-	+	+		-	-	+	+			+
204	+	+	+	+		-	+	+	+			+
205	+	+	+	+		-	+	+	+			+
206	+	+	+	+		-	+	+	+			+
207	-	-	+	+		-	-	+	+			+
208	-	-	+	+		-	-	-	-			-
208						-	+	+	+			+
209	-	-	+	+		-	-	+	+			+
210	-	-	+	+		+	+	+	+			+
211	-	-	+	+		-	-	+	+			+
212	-	+	+	+		-	+	+	+			+

## INTERFERON ( $\alpha$ ) INDUCTION IN HUMAN CELLS

5 An *in vitro* human blood cell system was used to assess interferon induction by compounds of the invention. Activity is based on the measurement of interferon secreted into culture media. Interferon is measured by bioassay.

### Blood Cell Preparation for Culture

Whole blood was collected by venipuncture into EDTA vacutainer tubes.

10 Peripheral blood mononuclear cells (PBM's) were separated from whole blood by using either LeucoPREP™ Brand Cell Separation Tubes (available from Becton Dickinson) or Ficoll-Paque® solution (available from Pharmacia LKB Biotechnology Inc, Piscataway, NJ). The PBM's were suspended at  $1 \times 10^6$ /mL in RPMI 1640 media (available from GIBCO, Grand Island, NY) containing 25 mM HEPES (N-2-hydroxyethylpiperazine-N'-2-

15 ethanesulfonic acid) and L-glutamine (1% penicillin-streptomycin solution added) with 10% heat inactivated (56°C for 30 minutes) autologous serum added. 200  $\mu$ L portions of PBM suspension were added to 96 well (flat bottom) MicroTest III sterile tissue culture plates.

### 20 Compound Preparation

The compounds were solubilized in ethanol, dimethyl sulfoxide or tissue culture water then diluted with tissue culture water, 0.01N sodium hydroxide or 0.01N hydrochloric acid (The choice of solvent will depend on the chemical characteristics of the compound being tested.). Ethanol or DMSO concentration should not exceed a final

25 concentration of 1% for addition to the culture wells. Compounds were initially tested in a concentration range of from about 0.1  $\mu$ g/mL to about 5  $\mu$ g/mL. Compounds which show induction at a concentration of 0.5  $\mu$ g/mL were then tested in a wider concentration range.

### Incubation

30 The solution of test compound was added in a volume (less than or equal to 50  $\mu$ L) to the wells containing 200  $\mu$ L of diluted whole blood or of PBM's in media. Solvent and/or media was added to control wells (wells with no test compound) and as needed to adjust the final volume of each well to 250  $\mu$ L. The plates were covered with plastic lids,

vortexed gently and then incubated for 48 hours at 37°C with a 5% carbon dioxide atmosphere.

#### Separation

5           Following incubation, the plates were covered with parafilm and then centrifuged at 1000 rpm for 10 to 15 minutes at 4°C in a Damon IEC Model CRU-5000 centrifuge. Media (about 200 µL) was removed from 4 to 8 wells and pooled into 2 mL sterile freezing vials. Samples were maintained at -70°C until analysis.

#### 10       Interferon Analysis/Calculation

Interferon was determined by bioassay using A549 human lung carcinoma cells challenged with encephalomyocarditis. The details of the bioassay method have been described by G. L. Brennan and L. H. Kronenberg in "Automated Bioassay of Interferons in Micro-test Plates", Biotechniques, June/July, 78, 1983, incorporated herein by  
15       reference. Briefly stated the method is as follows: interferon dilutions and A549 cells are incubated at 37°C for 12 to 24 hours. The incubated cells are infected with an inoculum of encephalomyocarditis virus. The infected cells are incubated for an additional period at 37°C before quantifying for viral cytopathic effect. The viral cytopathic effect is  
20       quantified by staining followed by spectrophotometric absorbance measurements. Results are expressed as alpha reference units/mL based on the value obtained for NIH HU IF-L standard. The interferon was identified as essentially all interferon alpha by testing in checkerboard neutralization assays against rabbit anti-human interferon (beta) and goat anti-human interferon (alpha) using A549 cell monolayers challenged with encephalomyocarditis virus.

25           In the table below, a "+" indicates that the compound induced interferon  $\alpha$  at that particular concentration, a "-" indicates that the compound did not induce interferon  $\alpha$  at that particular concentration, and a "±" indicates that the results were equivocal at that particular concentration.

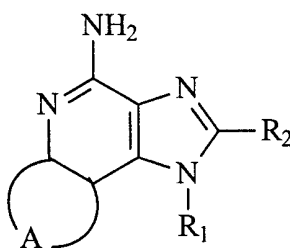


Interferon ( $\alpha$ ) Induction in Human Cells										
Example	Dose Concentration ( $\mu\text{g/mL}$ )									
	0.01	0.05	0.10	0.50	1.0	5.0	10.0	25.0	50.0	
9	-	-	-	-	-	-	-	-	-	
10	-	-	-	-	+	+	+	+	+	
12	-	-	+	+	+	+	+	+	+	
13	-	+	+	+	+	+	+	+	+	
22	not run	not run	not run	not run	-	-	-	+	not run	
23	not run	not run	not run	not run	-	-	-	-	not run	
25	-	-	-	-	-	+	+	+	not run	
26	-	-	-	-	-	$\pm$	+	+	not run	
27	-	-	+	+	+	+	+	+	not run	
28	-	$\pm$	+	+	+	+	+	+	not run	
32	-	-	-	-	+	+	+	+	+	
33	-	-	-	-	-	+	+	+	+	
36	-	+	+	+	+	+	+	+	+	
39	-	-	+	+	+	+	+	+	+	
40	-	+	+	+	+	+	+	+	+	

The present invention has been described with reference to several embodiments thereof. The foregoing detailed description and examples have been provided for clarity of understanding only, and no unnecessary limitations are to be understood therefrom. It will be apparent to those skilled in the art that many changes can be made to the described  
5      embodiments without departing from the spirit and scope of the invention. Thus, the scope of the invention should not be limited to the exact details of the compositions and structures described herein, but rather by the language of the claims that follow.

The claimed invention is:

1. A compound of the formula I:



I

wherein

- 5           A is =N-CR=CR-CR=; =CR-N=CR-CR=; =CR-CR=N-CR=; or  
=CR-CR=CR-N=;

$R_1$  is selected from the group consisting of:

- hydrogen;

-C<sub>1-20</sub> alkyl or C<sub>2-20</sub> alkenyl that is unsubstituted or substituted by one or more

- 10       substituents selected from the group consisting of:

-aryl;

-heteroaryl;

-heterocyclyl;

-O-C<sub>1-20</sub> alkyl,

- 15       -O-(C<sub>1-20</sub>alkyl)<sub>0-1</sub>-aryl;

-O-(C<sub>1-20</sub>alkyl)<sub>0-1</sub>-heteroaryl;

-O-(C<sub>1-20</sub>alkyl)<sub>0-1</sub>-heterocyclyl;

-C<sub>1-20</sub> alkoxycarbonyl;

-S(O)<sub>0-2</sub>-C<sub>1-20</sub> alkyl;

- 20       -S(O)<sub>0-2</sub>-(C<sub>1-20</sub> alkyl)<sub>0-1</sub>-aryl;

-S(O)<sub>0-2</sub>-(C<sub>1-20</sub> alkyl)<sub>0-1</sub>-heteroaryl;

-S(O)<sub>0-2</sub>-(C<sub>1-20</sub> alkyl)<sub>0-1</sub>-heterocyclyl;

-N(R<sub>3</sub>)<sub>2</sub>;

-N<sub>3</sub>;

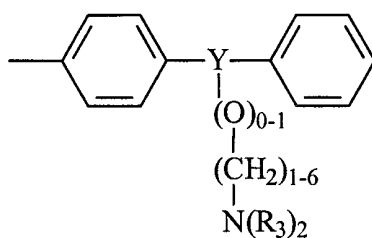
- 25       oxo;

-halogen;

-NO<sub>2</sub>;  
 -OH; and  
 -SH; and

5            -C<sub>1-20</sub> alkyl-NR<sub>3</sub>-Q-X-R<sub>4</sub> or -C<sub>2-20</sub> alkenyl-NR<sub>3</sub>-Q-X-R<sub>4</sub> wherein **Q** is -CO- or -SO<sub>2</sub>-; **X** is a bond, -O- or -NR<sub>3</sub>- and **R<sub>4</sub>** is aryl; heteroaryl; heterocyclyl; or -C<sub>1-20</sub> alkyl or C<sub>2-20</sub> alkenyl that is unsubstituted or substituted by one or more substituents selected from the group consisting of:

10            -aryl;  
               -heteroaryl;  
               -heterocyclyl;  
               -O-C<sub>1-20</sub> alkyl,  
               -O-(C<sub>1-20</sub>alkyl)<sub>0-1</sub>-aryl;  
               -O-(C<sub>1-20</sub>alkyl)<sub>0-1</sub>-heteroaryl;  
 15            -O-(C<sub>1-20</sub>alkyl)<sub>0-1</sub>-heterocyclyl;  
               -C<sub>1-20</sub> alkoxycarbonyl;  
               -S(O)<sub>0-2</sub> -C<sub>1-20</sub> alkyl;  
               -S(O)<sub>0-2</sub> -(C<sub>1-20</sub> alkyl)<sub>0-1</sub>-aryl;  
               -S(O)<sub>0-2</sub> -(C<sub>1-20</sub> alkyl)<sub>0-1</sub>-heteroaryl;  
 20            -S(O)<sub>0-2</sub> -(C<sub>1-20</sub> alkyl)<sub>0-1</sub>-heterocyclyl;  
               -N(R<sub>3</sub>)<sub>2</sub>;  
               -NR<sub>3</sub>-CO-O-C<sub>1-20</sub>alkyl;  
               -N<sub>3</sub>;  
               oxo;  
 25            -halogen;  
               -NO<sub>2</sub>;  
               -OH; and  
               -SH; or R<sub>4</sub> is



wherein Y is -N- or -CR-;

$\text{R}_2$  is selected from the group consisting of:

-hydrogen;

-C<sub>1-10</sub> alkyl;

-C<sub>2-10</sub> alkenyl;

-aryl;

-C<sub>1-10</sub> alkyl -O-C<sub>1-10</sub>-alkyl;

-C<sub>1-10</sub> alkyl-O-C<sub>2-10</sub> alkenyl; and

-C<sub>1-10</sub> alkyl or C<sub>2-10</sub> alkenyl substituted by one or more substituents selected

from the group consisting of:

-OH;

-halogen;

-N(R<sub>3</sub>)<sub>2</sub>;

-CO-N(R<sub>3</sub>)<sub>2</sub>;

-CO-C<sub>1-10</sub> alkyl;

-N<sub>3</sub>;

-aryl;

-heteroaryl;

-heterocyclyl;

-CO-aryl; and

-CO-heteroaryl;

each  $\text{R}_3$  is independently selected from the group consisting of hydrogen and C<sub>1-10</sub> alkyl; and

each R is independently selected from the group consisting of hydrogen, C<sub>1-10</sub> alkyl, C<sub>1-10</sub> alkoxy, halogen and trifluoromethyl, or a pharmaceutically acceptable salt thereof.

2. A compound according to Claim 1 wherein  $R_1$  is selected from the group consisting of  $C_{1-6}$  alkyl and  $C_{1-6}$  hydroxyalkyl.

3. A compound according to Claim 2 wherein  $R_1$  is selected from the group consisting of n-butyl, 2-hydroxy-2-methylpropyl, and 2-methylpropyl.

4. A compound according to Claim 1 wherein  $R_2$  is selected from the group consisting of  $C_{1-6}$  straight chain alkyl and alkoxyalkyl wherein the alkoxy moiety and the alkyl moiety each independently contain 1 to 4 carbon atoms.

10

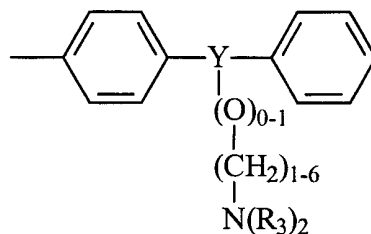
5. A compound according to Claim 4 wherein  $R_2$  is selected from the group consisting of methyl, n-butyl, benzyl, ethoxymethyl, and methoxyethyl.

6. A compound according to Claim 1 wherein each R is hydrogen.

15

7. A compound according to Claim 1 wherein  $R_1$  is  $-C_{1-20}$  alkyl- $NR_3$ -Q-X- $R_4$ .

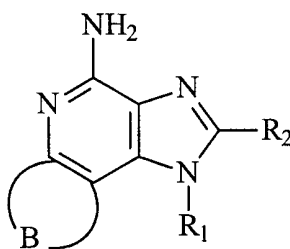
8. A compound according to Claim 7 wherein  $R_4$  is



20

9. A compound according to Claim 1 wherein A is  $=\text{CH}-\text{CH}=\text{CH}-\text{N}=\text{}$ .

10. A compound of the formula II:



II

wherein

**B** is -NR-C(R)<sub>2</sub>-C(R)<sub>2</sub>-C(R)<sub>2</sub>-; -C(R)<sub>2</sub>-NR-C(R)<sub>2</sub>-C(R)<sub>2</sub>-;

-C(R)<sub>2</sub>-C(R)<sub>2</sub>-NR-C(R)<sub>2</sub>- or -C(R)<sub>2</sub>-C(R)<sub>2</sub>-C(R)<sub>2</sub>-NR-;

5 **R<sub>1</sub>** is selected from the group consisting of:

- hydrogen;

-C<sub>1-20</sub> alkyl or C<sub>2-20</sub> alkenyl that is unsubstituted or substituted by one or more substituents selected from the group consisting of:

-aryl;

10 -heteroaryl;

-heterocyclyl;

-O-C<sub>1-20</sub> alkyl,

-O-(C<sub>1-20</sub>alkyl)<sub>0-1</sub>-aryl;

-O-(C<sub>1-20</sub>alkyl)<sub>0-1</sub>-heteroaryl;

15 -O-(C<sub>1-20</sub>alkyl)<sub>0-1</sub>-heterocyclyl;

-C<sub>1-20</sub> alkoxycarbonyl;

-S(O)<sub>0-2</sub>-C<sub>1-20</sub> alkyl;

-S(O)<sub>0-2</sub>-(C<sub>1-20</sub> alkyl)<sub>0-1</sub>-aryl;

-S(O)<sub>0-2</sub>-(C<sub>1-20</sub> alkyl)<sub>0-1</sub>-heteroaryl;

20 -S(O)<sub>0-2</sub>-(C<sub>1-20</sub> alkyl)<sub>0-1</sub>-heterocyclyl;

-N(R<sub>3</sub>)<sub>2</sub>;

-N<sub>3</sub>;

oxo;

-halogen;

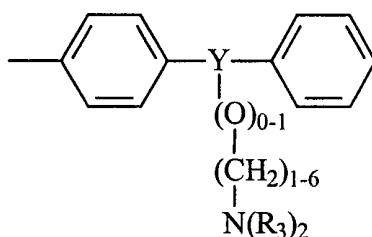
25 -NO<sub>2</sub>;

-OH; and

-SH; and

-C<sub>1-20</sub> alkyl-NR<sub>3</sub>-Q-X-R<sub>4</sub> or -C<sub>2-20</sub> alkenyl-NR<sub>3</sub>-CO-X-R<sub>4</sub> wherein Q is -CO- or -SO<sub>2</sub>-; X is a bond, -O- or -NR<sub>3</sub>- and R<sub>4</sub> is aryl; heteroaryl; heterocyclyl; or -C<sub>1-20</sub> alkyl or C<sub>2-20</sub> alkenyl that is unsubstituted or substituted by one or more substituents selected from the group consisting of:

-aryl;  
 -heteroaryl;  
 -heterocyclyl;  
 -O-C<sub>1-20</sub> alkyl,  
 -O-(C<sub>1-20</sub>alkyl)<sub>0-1</sub>-aryl;  
 -O-(C<sub>1-20</sub>alkyl)<sub>0-1</sub>-heteroaryl;  
 -O-(C<sub>1-20</sub>alkyl)<sub>0-1</sub>-heterocyclyl;  
 -C<sub>1-20</sub> alkoxycarbonyl;  
 -S(O)<sub>0-2</sub>-C<sub>1-20</sub> alkyl;  
 -S(O)<sub>0-2</sub>-(C<sub>1-20</sub> alkyl)<sub>0-1</sub>-aryl;  
 -S(O)<sub>0-2</sub>-(C<sub>1-20</sub> alkyl)<sub>0-1</sub>-heteroaryl;  
 -S(O)<sub>0-2</sub>-(C<sub>1-20</sub> alkyl)<sub>0-1</sub>-heterocyclyl;  
 -N(R<sub>3</sub>)<sub>2</sub>;  
 -NR<sub>3</sub>-CO-O-C<sub>1-20</sub>alkyl;  
 -N<sub>3</sub>;  
 oxo;  
 -halogen;  
 -NO<sub>2</sub>;  
 -OH; and  
 -SH; or R<sub>4</sub> is



wherein Y is -N- or -CR-;



**R<sub>2</sub>** is selected from the group consisting of:

- hydrogen;
- C<sub>1-10</sub> alkyl;
- C<sub>2-10</sub> alkenyl;
- 5        -aryl;
- C<sub>1-10</sub> alkyl -O-C<sub>1-10</sub>-alkyl;
- C<sub>1-10</sub> alkyl-O-C<sub>2-10</sub> alkenyl; and
- C<sub>1-10</sub> alkyl or C<sub>2-10</sub> alkenyl substituted by one or more substituents selected
- from the group consisting of:

- 10        -OH;
- halogen;
- N(R<sub>3</sub>)<sub>2</sub>;
- CO-N(R<sub>3</sub>)<sub>2</sub>;
- CO-C<sub>1-10</sub> alkyl;
- 15        -N<sub>3</sub>;
- aryl;
- heteroaryl;
- heterocyclyl;
- CO-aryl; and
- 20        -CO-heteroaryl;

each **R<sub>3</sub>** is independently selected from the group consisting of hydrogen and C<sub>1-10</sub> alkyl; and

- each **R** is independently selected from the group consisting of hydrogen, C<sub>1-10</sub> alkyl, C<sub>1-10</sub> alkoxy, halogen and trifluoromethyl,
- 25        or a pharmaceutically acceptable salt thereof.

11. A compound according to Claim 10 wherein **R<sub>1</sub>** is selected from the group consisting of C<sub>1-6</sub> alkyl and C<sub>1-6</sub> hydroxyalkyl.

- 30        12. A compound according to Claim 11 wherein **R<sub>1</sub>** is selected from the group consisting of n-butyl, 2-hydroxy-2-methylpropyl, and 2-methylpropyl.

13. A compound according to Claim 10 wherein  $R_2$  is selected from the group consisting of methyl, n-butyl, benzyl, ethoxymethyl, and methoxyethyl.

14. A compound according to Claim 10 wherein each R is hydrogen.

15. A pharmaceutical composition comprising a pharmaceutically effective amount of a compound according to Claim 1 and a pharmaceutically acceptable carrier.

16. A pharmaceutical composition comprising a pharmaceutically effective amount of a compound according to Claim 10 and a pharmaceutically acceptable carrier.

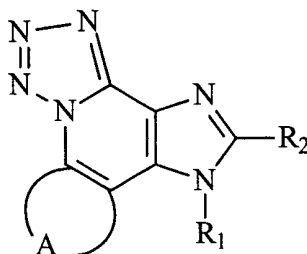
17. A method of inducing cytokine biosynthesis in an animal comprising administering an effective amount of a compound according to Claim 1 to the animal.

18. A method of inducing cytokine biosynthesis in an animal comprising administering an effective amount of a compound according to Claim 10 to the animal.

19. A method of treating a viral infection in an animal comprising administering an effective amount of a compound according to claim 1 to the animal.

20. A method of treating a viral infection man animal comprising administering an effective amount of a compounds according to claim 10 to the aminal.

21. A compound of formula



wherein

A is =N-CR=CR-CR=; =CR-N=CR-CR=; =CR-CR=N-CR=; or  
=CR-CR=CR-N=;

$R_1$  is selected from the group consisting of:

- hydrogen;

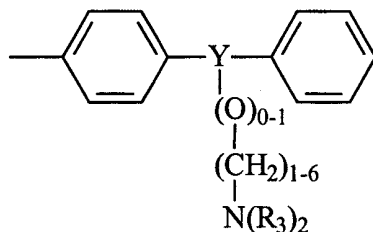
-C<sub>1-20</sub> alkyl or C<sub>2-20</sub> alkenyl that is unsubstituted or substituted by one or more substituents selected from the group consisting of:

- aryl;
- 5        -heteroaryl;
- heterocyclyl;
- O-C<sub>1-20</sub> alkyl,
- O-(C<sub>1-20</sub>alkyl)<sub>0-1</sub>-aryl;
- O-(C<sub>1-20</sub>alkyl)<sub>0-1</sub>-heteroaryl;
- 10       -O-(C<sub>1-20</sub>alkyl)<sub>0-1</sub>-heterocyclyl;
- C<sub>1-20</sub> alkoxy carbonyl;
- S(O)<sub>0-2</sub> -C<sub>1-20</sub> alkyl;
- S(O)<sub>0-2</sub> -(C<sub>1-20</sub> alkyl)<sub>0-1</sub>-aryl;
- S(O)<sub>0-2</sub> -(C<sub>1-20</sub> alkyl)<sub>0-1</sub>-heteroaryl;
- 15       -S(O)<sub>0-2</sub> -(C<sub>1-20</sub> alkyl)<sub>0-1</sub>-heterocyclyl;
- N(R<sub>3</sub>)<sub>2</sub>;
- N<sub>3</sub>;
- oxo;
- halogen;
- 20       -NO<sub>2</sub>;
- OH; and
- SH; and

-C<sub>1-20</sub> alkyl-NR<sub>3</sub>-Q-X-R<sub>4</sub> or -C<sub>2-20</sub> alkenyl-NR<sub>3</sub>-Q-X-R<sub>4</sub> wherein Q is -CO- or -SO<sub>2</sub>-; X is a bond, -O- or -NR<sub>3</sub>- and R<sub>4</sub> is aryl; heteroaryl; heterocyclyl; or -C<sub>1-20</sub> alkyl or C<sub>2-20</sub> alkenyl that is unsubstituted or substituted by one or more substituents selected from the group consisting of:

- aryl;
- heteroaryl;
- 30       -heterocyclyl;
- O-C<sub>1-20</sub> alkyl,
- O-(C<sub>1-20</sub>alkyl)<sub>0-1</sub>-aryl;

- O-(C<sub>1-20</sub>alkyl)<sub>0-1</sub>-heteroaryl;  
 -O-(C<sub>1-20</sub>alkyl)<sub>0-1</sub>-heterocyclyl;  
 -C<sub>1-20</sub> alkoxy carbonyl;  
 -S(O)<sub>0-2</sub>-C<sub>1-20</sub> alkyl;  
 5      -S(O)<sub>0-2</sub>-(C<sub>1-20</sub> alkyl)<sub>0-1</sub>-aryl;  
 -S(O)<sub>0-2</sub>-(C<sub>1-20</sub> alkyl)<sub>0-1</sub>-heteroaryl;  
 -S(O)<sub>0-2</sub>-(C<sub>1-20</sub> alkyl)<sub>0-1</sub>-heterocyclyl;  
 -N(R<sub>3</sub>)<sub>2</sub>;  
 -NR<sub>3</sub>-CO-O-C<sub>1-20</sub>alkyl;  
 10      -N<sub>3</sub>;  
 oxo;  
 -halogen;  
 -NO<sub>2</sub>;  
 -OH; and  
 15      -SH; or R<sub>4</sub> is



wherein Y is -N- or -CR-;

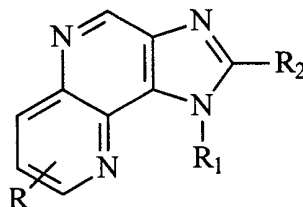
R<sub>2</sub> is selected from the group consisting of:

- hydrogen;  
 20      -C<sub>1-10</sub> alkyl;  
 -C<sub>2-10</sub> alkenyl;  
 -aryl  
 -C<sub>1-10</sub> alkyl -O-C<sub>1-10</sub>-alkyl;  
 -C<sub>1-10</sub> alkyl-O-C<sub>2-10</sub> alkenyl; and  
 25      -C<sub>1-10</sub> alkyl or C<sub>2-10</sub> alkenyl substituted by one or more substituents selected  
 from the group consisting of:  
 -OH;  
 -halogen;

- 5
- N(R<sub>3</sub>)<sub>2</sub>;
  - CO-N(R<sub>3</sub>)<sub>2</sub>;
  - CO-C<sub>1-10</sub> alkyl;
  - N<sub>3</sub>;
  - aryl;
  - heteroaryl;
  - heterocyclyl;
  - CO-aryl; and
  - CO-heteroaryl;
- 10
- each R<sub>3</sub> is independently selected from the group consisting of hydrogen and C<sub>1-10</sub> alkyl; and
- each R is independently selected from the group consisting of hydrogen, C<sub>1-10</sub> alkyl, C<sub>1-10</sub> alkoxy, halogen and trifluoromethyl, or a pharmaceutically acceptable salt thereof.

15

22. A compound of formula



wherein

- 20
- R<sub>1</sub> is selected from the group consisting of:
- hydrogen;
  - C<sub>1-20</sub> alkyl or C<sub>2-20</sub> alkenyl that is unsubstituted or substituted by one or more substituents selected from the group consisting of:
- 25
- aryl;
  - heteroaryl;
  - heterocyclyl;
  - O-C<sub>1-20</sub> alkyl,
  - O-(C<sub>1-20</sub>alkyl)<sub>0-1</sub>-aryl;

- O-(C<sub>1-20</sub>alkyl)<sub>0-1</sub>-heteroaryl;  
 -O-(C<sub>1-20</sub>alkyl)<sub>0-1</sub>-heterocyclyl;  
 -C<sub>1-20</sub> alkoxycarbonyl;  
 -S(O)<sub>0-2</sub> -C<sub>1-20</sub> alkyl;  
 5        -S(O)<sub>0-2</sub> -(C<sub>1-20</sub> alkyl)<sub>0-1</sub>-aryl;  
          -S(O)<sub>0-2</sub> -(C<sub>1-20</sub> alkyl)<sub>0-1</sub>-heteroaryl;  
          -S(O)<sub>0-2</sub> -(C<sub>1-20</sub> alkyl)<sub>0-1</sub>-heterocyclyl;  
          -N(R<sub>3</sub>)<sub>2</sub>;  
          -N<sub>3</sub>;  
 10        oxo;  
          -halogen;  
          -NO<sub>2</sub>;  
          -OH; and  
          -SH; and  
 15        -C<sub>1-20</sub> alkyl-NR<sub>3</sub>-Q-X-R<sub>4</sub> or -C<sub>2-20</sub> alkenyl-NR<sub>3</sub>-Q-X-R<sub>4</sub> wherein Q is -CO- or -  
          SO<sub>2</sub>-; X is a bond, -O- or -NR<sub>3</sub>- and R<sub>4</sub> is aryl; heteroaryl; heterocyclyl; or -C<sub>1-20</sub> alkyl or  
          C<sub>2-20</sub> alkenyl that is unsubstituted or substituted by one or more substituents selected from  
          the group consisting of:  
 20        -aryl;  
          -heteroaryl;  
          -heterocyclyl;  
          -O-C<sub>1-20</sub> alkyl,  
          -O-(C<sub>1-20</sub>alkyl)<sub>0-1</sub>-aryl;  
 25        -O-(C<sub>1-20</sub>alkyl)<sub>0-1</sub>-heteroaryl;  
          -O-(C<sub>1-20</sub>alkyl)<sub>0-1</sub>-heterocyclyl;  
          -C<sub>1-20</sub> alkoxycarbonyl;  
          -S(O)<sub>0-2</sub> -C<sub>1-20</sub> alkyl;  
          -S(O)<sub>0-2</sub> -(C<sub>1-20</sub> alkyl)<sub>0-1</sub>-aryl;  
 30        -S(O)<sub>0-2</sub> -(C<sub>1-20</sub> alkyl)<sub>0-1</sub>-heteroaryl;  
          -S(O)<sub>0-2</sub> -(C<sub>1-20</sub> alkyl)<sub>0-1</sub>-heterocyclyl;  
          -N(R<sub>3</sub>)<sub>2</sub>;

-NR<sub>3</sub>-CO-O-C<sub>1-20</sub>alkyl;

-N<sub>3</sub>;

oxo;

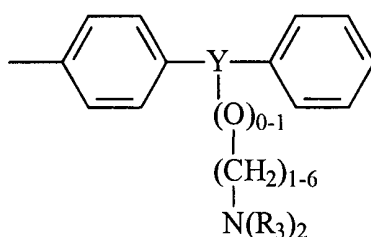
-halogen;

5

-NO<sub>2</sub>;

-OH; and

-SH; or R<sub>4</sub> is



wherein Y is -N- or -CR-;

10

R<sub>2</sub> is selected from the group consisting of:

-hydrogen;

-C<sub>1-10</sub> alkyl;

-C<sub>2-10</sub> alkenyl;

-aryl;

15

-C<sub>1-10</sub> alkyl -O-C<sub>1-10</sub>-alkyl;

-C<sub>1-10</sub> alkyl-O-C<sub>2-10</sub> alkenyl; and

-C<sub>1-10</sub> alkyl or C<sub>2-10</sub> alkenyl substituted by one or more substituents selected

from the group consisting of:

-OH;

20

-halogen;

-N(R<sub>3</sub>)<sub>2</sub>;

-CO-N(R<sub>3</sub>)<sub>2</sub>;

-CO-C<sub>1-10</sub> alkyl;

-N<sub>3</sub>;

25

-aryl;

-heteroaryl;

-heterocyclyl;

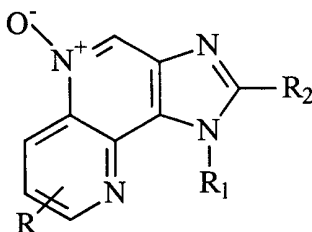
-CO-aryl; and

-CO-heteroaryl;

each  $R_3$  is independently selected from the group consisting of hydrogen and  $C_{1-10}$  alkyl; and

each  $R$  is independently selected from the group consisting of hydrogen,  
 5  $C_{1-10}$  alkyl,  $C_{1-10}$  alkoxy, halogen and trifluoromethyl,  
 or a pharmaceutically acceptable salt thereof.

23. A compound of formula



10

wherein

$R_1$  is selected from the group consisting of:

- hydrogen;

-  $C_{1-20}$  alkyl or  $C_{2-20}$  alkenyl that is unsubstituted or substituted by one or more

15 substituents selected from the group consisting of:

-aryl;

-heteroaryl;

-heterocyclyl;

-O- $C_{1-20}$  alkyl,

20 -O-( $C_{1-20}$ alkyl) $_{0-1}$ -aryl;

-O-( $C_{1-20}$ alkyl) $_{0-1}$ -heteroaryl;

-O-( $C_{1-20}$ alkyl) $_{0-1}$ -heterocyclyl;

- $C_{1-20}$  alkoxycarbonyl;

-S(O) $_{0-2}$  - $C_{1-20}$  alkyl;

25 -S(O) $_{0-2}$  -( $C_{1-20}$  alkyl) $_{0-1}$ -aryl;

-S(O) $_{0-2}$  -( $C_{1-20}$  alkyl) $_{0-1}$ -heteroaryl;

-S(O) $_{0-2}$  -( $C_{1-20}$  alkyl) $_{0-1}$ -heterocyclyl;

-N( $R_3$ ) $_2$ ;



-N<sub>3</sub>;  
 oxo;  
 -halogen;  
 -NO<sub>2</sub>;  
 -OH; and  
 -SH;

5

-C<sub>1-20</sub> alkyl-NR<sub>3</sub>-Q-X-R<sub>4</sub> or -C<sub>2-20</sub> alkenyl-NR<sub>3</sub>-Q-X-R<sub>4</sub> wherein Q is -CO- or -SO<sub>2</sub>-; X is a bond, -O- or -NR<sub>3</sub>- and R<sub>4</sub> is aryl; heteroaryl; heterocyclyl; or -C<sub>1-20</sub> alkyl or C<sub>2-20</sub> alkenyl that is unsubstituted or substituted by one or more substituents selected from the group consisting of:

10

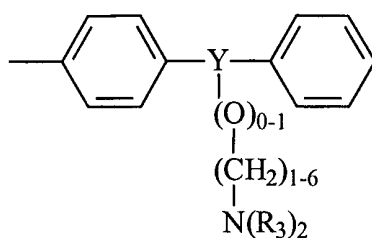
-aryl;  
 -heteroaryl;  
 -heterocyclyl;  
 -O-C<sub>1-20</sub> alkyl,  
 -O-(C<sub>1-20</sub>alkyl)<sub>0-1</sub>-aryl;  
 -O-(C<sub>1-20</sub>alkyl)<sub>0-1</sub>-heteroaryl;  
 -O-(C<sub>1-20</sub>alkyl)<sub>0-1</sub>-heterocyclyl;  
 -C<sub>1-20</sub> alkoxycarbonyl;  
 -S(O)<sub>0-2</sub>-C<sub>1-20</sub> alkyl;  
 -S(O)<sub>0-2</sub>-(C<sub>1-20</sub> alkyl)<sub>0-1</sub>-aryl;  
 -S(O)<sub>0-2</sub>-(C<sub>1-20</sub> alkyl)<sub>0-1</sub>-heteroaryl;  
 -S(O)<sub>0-2</sub>-(C<sub>1-20</sub> alkyl)<sub>0-1</sub>-heterocyclyl;  
 -N(R<sub>3</sub>)<sub>2</sub>;  
 -NR<sub>3</sub>-CO-O-C<sub>1-20</sub>alkyl;  
 -N<sub>3</sub>;  
 oxo;  
 -halogen;  
 -NO<sub>2</sub>;  
 -OH; and  
 -SH; or R<sub>4</sub> is

15

20

25

30



wherein **Y** is  $\text{--N--}$  or  $\text{--CR--}$ ;

**R<sub>2</sub>** is selected from the group consisting of:

-hydrogen;

5

-C<sub>1-10</sub> alkyl;

-C<sub>2-10</sub> alkenyl;

-aryl;

-C<sub>1-10</sub> alkyl -O-C<sub>1-10</sub>-alkyl;

-C<sub>1-10</sub> alkyl-O-C<sub>2-10</sub> alkenyl; and

10

-C<sub>1-10</sub> alkyl or C<sub>2-10</sub> alkenyl substituted by one or more substituents selected

from the group consisting of:

-OH;

-halogen;

-N(R<sub>3</sub>)<sub>2</sub>;

15

-CO-N(R<sub>3</sub>)<sub>2</sub>;

-CO-C<sub>1-10</sub> alkyl;

-N<sub>3</sub>;

-aryl;

-heteroaryl;

20

-heterocyclyl;

-CO-aryl; and

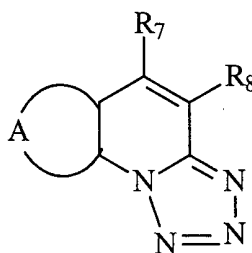
-CO-heteroaryl;

each **R<sub>3</sub>** is independently selected from the group consisting of hydrogen and C<sub>1-10</sub> alkyl; and

25

each **R** is independently selected from the group consisting of hydrogen, C<sub>1-10</sub> alkyl, C<sub>1-10</sub> alkoxy, halogen and trifluoromethyl, or a pharmaceutically acceptable salt thereof.

24. A compound of formula



wherein

5           A is =N-CR=CR-CR=; =CR-N=CR-CR=; =CR-CR=N-CR=; or  
=CR-CR=CR-N=;

$R_7$  is OH, halogen, or  $NHR_1$ ,

$R_1$  is selected from the group consisting of:

- hydrogen;

10           -  $C_{1-20}$  alkyl or  $C_{2-20}$  alkenyl that is unsubstituted or substituted by one or more  
substituents selected from the group consisting of:

-aryl;

-heteroaryl;

-heterocyclyl;

15           -O- $C_{1-20}$  alkyl,

-O-( $C_{1-20}$ alkyl) $_{0-1}$ -aryl;

-O-( $C_{1-20}$ alkyl) $_{0-1}$ -heteroaryl;

-O-( $C_{1-20}$ alkyl) $_{0-1}$ -heterocyclyl;

- $C_{1-20}$  alkoxycarbonyl;

20           -S(O) $_{0-2}$  - $C_{1-20}$  alkyl;

-S(O) $_{0-2}$  -( $C_{1-20}$  alkyl) $_{0-1}$ -aryl;

-S(O) $_{0-2}$  -( $C_{1-20}$  alkyl) $_{0-1}$ -heteroaryl;

-S(O) $_{0-2}$  -( $C_{1-20}$  alkyl) $_{0-1}$ -heterocyclyl;

-N( $R_3$ ) $_2$ ;

25           -N $_3$ ;

oxo;

-halogen;

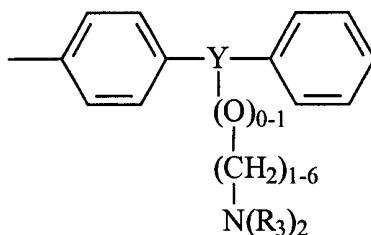
-NO $_2$ ;

-OH; and

-SH; and

5 -C<sub>1-20</sub> alkyl-NR<sub>3</sub>-Q-X-R<sub>4</sub> or -C<sub>2-20</sub> alkenyl-NR<sub>3</sub>-Q-X-R<sub>4</sub> wherein Q is -CO- or -SO<sub>2</sub>-; X is a bond, -O- or -NR<sub>3</sub>- and R<sub>4</sub> is aryl; heteroaryl; heterocyclyl; or -C<sub>1-20</sub> alkyl or C<sub>2-20</sub> alkenyl that is unsubstituted or substituted by one or more substituents selected from the group consisting of:

10 -aryl;  
-heteroaryl;  
-heterocyclyl;  
-O-C<sub>1-20</sub> alkyl,  
-O-(C<sub>1-20</sub>alkyl)<sub>0-1</sub>-aryl;  
-O-(C<sub>1-20</sub>alkyl)<sub>0-1</sub>-heteroaryl;  
-O-(C<sub>1-20</sub>alkyl)<sub>0-1</sub>-heterocyclyl;  
15 -C<sub>1-20</sub> alkoxycarbonyl;  
-S(O)<sub>0-2</sub>-C<sub>1-20</sub> alkyl;  
-S(O)<sub>0-2</sub>-(C<sub>1-20</sub> alkyl)<sub>0-1</sub>-aryl;  
-S(O)<sub>0-2</sub>-(C<sub>1-20</sub> alkyl)<sub>0-1</sub>-heteroaryl;  
-S(O)<sub>0-2</sub>-(C<sub>1-20</sub> alkyl)<sub>0-1</sub>-heterocyclyl;  
20 -N(R<sub>3</sub>)<sub>2</sub>;  
-NR<sub>3</sub>-CO-O-C<sub>1-20</sub>alkyl;  
-N<sub>3</sub>;  
oxo;  
-halogen;  
25 -NO<sub>2</sub>;  
-OH; and  
-SH; or R<sub>4</sub> is

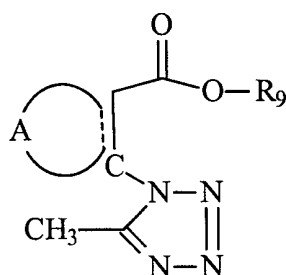


wherein Y is -N- or -CR-;

$R_8$  is H,  $NO_2$  or  $NH_2$ ; and

each R is independently selected from the group consisting of hydrogen,  $C_{1-10}$  alkyl,  $C_{1-10}$  alkoxy, halogen and trifluoromethyl;  
 5 or a pharmaceutically acceptable salt thereof.

25. A compound of formula

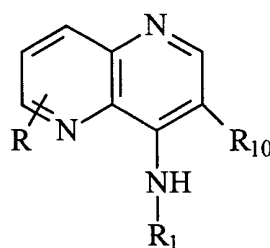


10 wherein

A is  $=N-CR=CR-CR=$ ;  $=CR-N=CR-CR=$ ;  $=CR-CR=N-CR=$ ; or  
 $=CR-CR=CR-N=$  and

$R_9$  is H or  $C_{1-10}$  alkyl.

15 26. A compound of formula



wherein

20  $R_1$  is selected from the group consisting of:

- $C_{1-20}$  alkyl or  $C_{2-20}$  alkenyl that is unsubstituted or substituted by one or more  
 substituents selected from the group consisting of:

-aryl;

-heteroaryl;

25 -heterocyclyl;

-O- $C_{1-20}$  alkyl;

- O-(C<sub>1-20</sub>alkyl)<sub>0-1</sub>-aryl;  
 -O-(C<sub>1-20</sub>alkyl)<sub>0-1</sub>-heteroaryl;  
 -O-(C<sub>1-20</sub>alkyl)<sub>0-1</sub>-heterocyclyl;  
 -C<sub>1-20</sub> alkoxycarbonyl;  
 5        -S(O)<sub>0-2</sub> -C<sub>1-20</sub> alkyl;  
           -S(O)<sub>0-2</sub> -(C<sub>1-20</sub> alkyl)<sub>0-1</sub>-aryl;  
           -S(O)<sub>0-2</sub> -(C<sub>1-20</sub> alkyl)<sub>0-1</sub>-heteroaryl;  
           -S(O)<sub>0-2</sub> -(C<sub>1-20</sub> alkyl)<sub>0-1</sub>-heterocyclyl;  
           -N(R<sub>3</sub>)<sub>2</sub>;  
 10        -N<sub>3</sub>;  
           oxo;  
           -halogen;  
           -NO<sub>2</sub>;  
           -OH; and  
 15        -SH;  
           -C<sub>1-20</sub> alkyl-NR<sub>3</sub>-Q-X-R<sub>4</sub> or -C<sub>2-20</sub> alkenyl-NR<sub>3</sub>-Q-X-R<sub>4</sub> wherein Q is -CO- or  
           -SO<sub>2</sub>-; X is a bond, -O- or -NR<sub>3</sub>- and R<sub>4</sub> is aryl; heteroaryl; heterocyclyl; or -C<sub>1-20</sub> alkyl or  
           C<sub>2-20</sub> alkenyl that is unsubstituted or substituted by one or more substituents selected from  
           the group consisting of:  
 20        -aryl;  
           -heteroaryl;  
           -heterocyclyl;  
           -O-C<sub>1-20</sub> alkyl;  
           -O-(C<sub>1-20</sub>alkyl)<sub>0-1</sub>-aryl;  
 25        -O-(C<sub>1-20</sub>alkyl)<sub>0-1</sub>-heteroaryl;  
           -O-(C<sub>1-20</sub>alkyl)<sub>0-1</sub>-heterocyclyl;  
           -C<sub>1-20</sub> alkoxycarbonyl;  
           -S(O)<sub>0-2</sub> -C<sub>1-20</sub> alkyl;  
           -S(O)<sub>0-2</sub> -(C<sub>1-20</sub> alkyl)<sub>0-1</sub>-aryl;  
 30        -S(O)<sub>0-2</sub> -(C<sub>1-20</sub> alkyl)<sub>0-1</sub>-heteroaryl;  
           -S(O)<sub>0-2</sub> -(C<sub>1-20</sub> alkyl)<sub>0-1</sub>-heterocyclyl;  
           -N(R<sub>3</sub>)<sub>2</sub>;

-NR<sub>3</sub>-CO-O-C<sub>1-20</sub>alkyl;

-N<sub>3</sub>;

oxo;

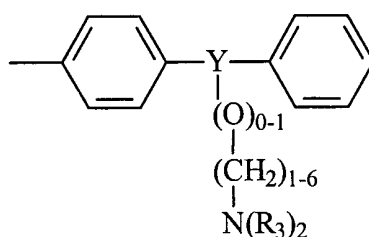
-halogen;

5

-NO<sub>2</sub>;

-OH; and

-SH; or R<sub>4</sub> is



wherein Y is -N- or -CR-;

10

each R<sub>3</sub> is independently selected from the group consisting of hydrogen and C<sub>1-10</sub> alkyl;

each R is selected from the group consisting of hydrogen, C<sub>1-10</sub> alkyl, C<sub>1-10</sub> alkoxy, halogen and trifluoromethyl; and

R<sub>10</sub> is -NO<sub>2</sub> or NH<sub>2</sub>;

15

or a pharmaceutically acceptable salt thereof.

# INTERNATIONAL SEARCH REPORT

International Application No  
PCT/US 98/26473

## A. CLASSIFICATION OF SUBJECT MATTER

IPC 6 C07D471/14 A61K31/44 A61K31/505 C07D401/06 C07D471/04

According to International Patent Classification (IPC) or to both national classification and IPC

## B. FIELDS SEARCHED

Minimum documentation searched (classification system followed by classification symbols)

IPC 6 C07D A61K

Documentation searched other than minimum documentation to the extent that such documents are included in the fields searched

Electronic data base consulted during the international search (name of data base and, where practical, search terms used)

## C. DOCUMENTS CONSIDERED TO BE RELEVANT

Category °	Citation of document, with indication, where appropriate, of the relevant passages	Relevant to claim No.
P, Y	WO 97 48704 A (MINNESOTA MINING & MFG) 24 December 1997 see claim 1	1-26
Y	US 5 627 281 A (GERSTER JOHN F ET AL) 6 May 1997 see claim 1	1-26
Y	US 5 482 936 A (LINDSTROM KYLE J) 9 January 1996 See where Z is -(CH <sub>2</sub> ) <sub>n</sub> - and where Y is NR5. see claim 1	1-26
Y	US 5 389 640 A (GERSTER JOHN F ET AL) 14 February 1995 cited in the application see claim 1	1-26

☒ Further documents are listed in the continuation of box C.

☒ Patent family members are listed in annex.

### ° Special categories of cited documents :

- \*A\* document defining the general state of the art which is not considered to be of particular relevance
- \*E\* earlier document but published on or after the international filing date
- \*L\* document which may throw doubts on priority claim(s) or which is cited to establish the publication date of another citation or other special reason (as specified)
- \*O\* document referring to an oral disclosure, use, exhibition or other means
- \*P\* document published prior to the international filing date but later than the priority date claimed

- \*T\* later document published after the international filing date or priority date and not in conflict with the application but cited to understand the principle or theory underlying the invention
- \*X\* document of particular relevance; the claimed invention cannot be considered novel or cannot be considered to involve an inventive step when the document is taken alone
- \*Y\* document of particular relevance; the claimed invention cannot be considered to involve an inventive step when the document is combined with one or more other such documents, such combination being obvious to a person skilled in the art.
- \*Z\* document member of the same patent family

Date of the actual completion of the international search

6 April 1999

Date of mailing of the international search report

19. 04. 99

Name and mailing address of the ISA

European Patent Office, P.B. 5818 Patentlaan 2  
NL - 2280 HV Rijswijk  
Tel. (+31-70) 340-2040, Tx. 31 651 epo nl,  
Fax: (+31-70) 340-3016

Authorized officer

Gettins, M



# INTERNATIONAL SEARCH REPORT

International Application No

PCT/US 98/26473

## C.(Continuation) DOCUMENTS CONSIDERED TO BE RELEVANT

Category *	Citation of document, with indication, where appropriate, of the relevant passages	Relevant to claim No.
Y	US 5 346 905 A (GERSTER JOHN F) 13 September 1994 cited in the application see claim 1 ---	1-26
Y	US 5 268 376 A (GERSTER JOHN F) 7 December 1993 cited in the application see claim 1 ---	1-26
Y	WO 93 09119 A (MINNESOTA MINING & MFG) 13 May 1993 see claim 1 ---	1-26
Y	US 4 929 624 A (GERSTER JOHN F ET AL) 29 May 1990 cited in the application see claim 1 ---	1-26
Y	US 4 689 338 A (GERSTER JOHN F) 25 August 1987 cited in the application see claim 1 -----	1-26

# INTERNATIONAL SEARCH REPORT

Information on patent family members

International Application No

PCT/US 98/26473

Patent document cited in search report	Publication date	Patent family member(s)	Publication date
WO 9748704 A	24-12-1997	US 5741908 A AU 3956597 A	21-04-1998 07-01-1998
US 5627281 A	06-05-1997	US 5648516 A US 5444065 A US 5352784 A EP 0708773 A JP 9500628 T WO 9502598 A	15-07-1997 22-08-1995 04-10-1997 01-05-1996 21-01-1997 26-01-1995
US 5482936 A	09-01-1996	AU 692033 B AU 4374396 A CA 2209487 A CN 1173178 A CZ 9702204 A EP 0802913 A FI 972967 A HU 77667 A IL 116566 A JP 10512256 T NO 972801 A SK 87297 A WO 9621663 A	28-05-1998 31-07-1996 18-07-1996 11-02-1998 17-12-1997 29-10-1997 11-07-1997 28-07-1998 30-10-1998 24-11-1998 19-08-1997 10-12-1997 18-07-1996
US 5389640 A	14-02-1995	US 5605899 A US 5741909 A AU 658621 B AU 1566992 A AU 673309 B AU 2715795 A CA 2104782 A CZ 9301788 A EP 0582581 A EP 0872478 A HU 67026 A HU 211242 B IL 101110 A IL 114570 A JP 6504789 T NO 933069 A NZ 241784 A SG 46492 A WO 9215582 A	25-02-1997 21-04-1998 27-04-1995 06-10-1992 31-10-1996 21-09-1995 02-09-1992 18-10-1995 16-02-1994 21-10-1998 30-01-1995 28-11-1995 08-12-1995 31-10-1996 02-06-1994 01-11-1993 27-06-1995 20-02-1998 17-09-1992
US 5346905 A	13-09-1994	US 5268376 A US 5525612 A US 5714608 A AU 2514792 A CA 2116782 A CZ 281726 B CZ 9400487 A EP 0603251 A HU 67398 A HU 69407 A HU 9500663 A IL 102951 A JP 6510299 T MX 9205046 A	07-12-1993 11-06-1996 03-02-1998 05-04-1993 18-03-1993 11-12-1996 13-07-1994 29-06-1994 28-04-1995 28-09-1995 28-11-1995 30-09-1997 17-11-1994 01-03-1993

# INTERNATIONAL SEARCH REPORT

Information on patent family members

International Application No

PCT/US 98/26473

Patent document cited in search report	Publication date	Patent family member(s)	Publication date
US 5346905 A		NZ 244075 A	26-05-1995
		WO 9305042 A	18-03-1993
		ZA 9206456 A	04-03-1993
-----			
US 5268376 A	07-12-1993	AU 2514792 A	05-04-1993
		CA 2116782 A	18-03-1993
		CZ 281726 B	11-12-1996
		CZ 9400487 A	13-07-1994
		EP 0603251 A	29-06-1994
		HU 67398 A	28-04-1995
		HU 69407 A	28-09-1995
		HU 9500663 A	28-11-1995
		IL 102951 A	30-09-1997
		JP 6510299 T	17-11-1994
		MX 9205046 A	01-03-1993
		NZ 244075 A	26-05-1995
		WO 9305042 A	18-03-1993
		US 5525612 A	11-06-1996
		US 5714608 A	03-02-1998
		US 5346905 A	13-09-1994
		ZA 9206456 A	04-03-1993
-----			
WO 9309119 A	13-05-1993	US 5266575 A	30-11-1993
		AT 169299 T	15-08-1998
		AU 662569 B	07-09-1995
		AU 2893892 A	07-06-1993
		CA 2121249 A	13-05-1993
		CZ 9401081 A	19-10-1994
		DE 69226537 D	10-09-1998
		DE 69226537 T	04-02-1999
		EP 0641342 A	08-03-1995
		ES 2118835 T	01-10-1998
		HU 68251 A	28-06-1995
		HU 9500742 A	28-11-1995
		IL 103561 A	18-06-1996
		JP 7500835 T	26-01-1995
		MX 9206409 A	01-05-1993
		NZ 244906 A	28-03-1995
		ZA 9208300 A	04-05-1993
-----			
US 4929624 A	29-05-1990	AU 632099 B	17-12-1992
		AU 5142690 A	27-09-1990
		CA 2012226 A	23-09-1990
		CS 9103906 A	17-06-1992
		DE 69011914 D	06-10-1994
		DE 69011914 T	23-03-1995
		EP 0389302 A	26-09-1990
		ES 2060026 T	16-11-1994
		JP 3027381 A	05-02-1991
		US 5037986 A	06-08-1991
-----			
US 4689338 A	25-08-1987	MX 9203474 A	01-07-1992
		AT 49763 T	15-02-1990
		AT 84525 T	15-01-1993
		AU 2991189 A	15-06-1989
		AU 581190 B	16-02-1989
		AU 3540284 A	23-05-1985
		CA 1271477 A	10-07-1990

# INTERNATIONAL SEARCH REPORT

Information on patent family members

International Application No

PCT/US 98/26473

Patent document cited in search report	Publication date	Patent family member(s)	Publication date
US 4689338 A		DE 3486043 A	25-02-1993
		DK 135791 A	16-07-1991
		DK 135891 A,B,	16-07-1991
		DK 135991 A,B,	16-07-1991
		DK 136091 A,B,	16-07-1991
		DK 136191 A,B,	16-07-1991
		DK 542684 A,B,	19-05-1985
		EP 0145340 A	19-06-1985
		EP 0310950 A	12-04-1989
		IE 57874 B	05-05-1993
		PH 22338 A	12-08-1988
-----			