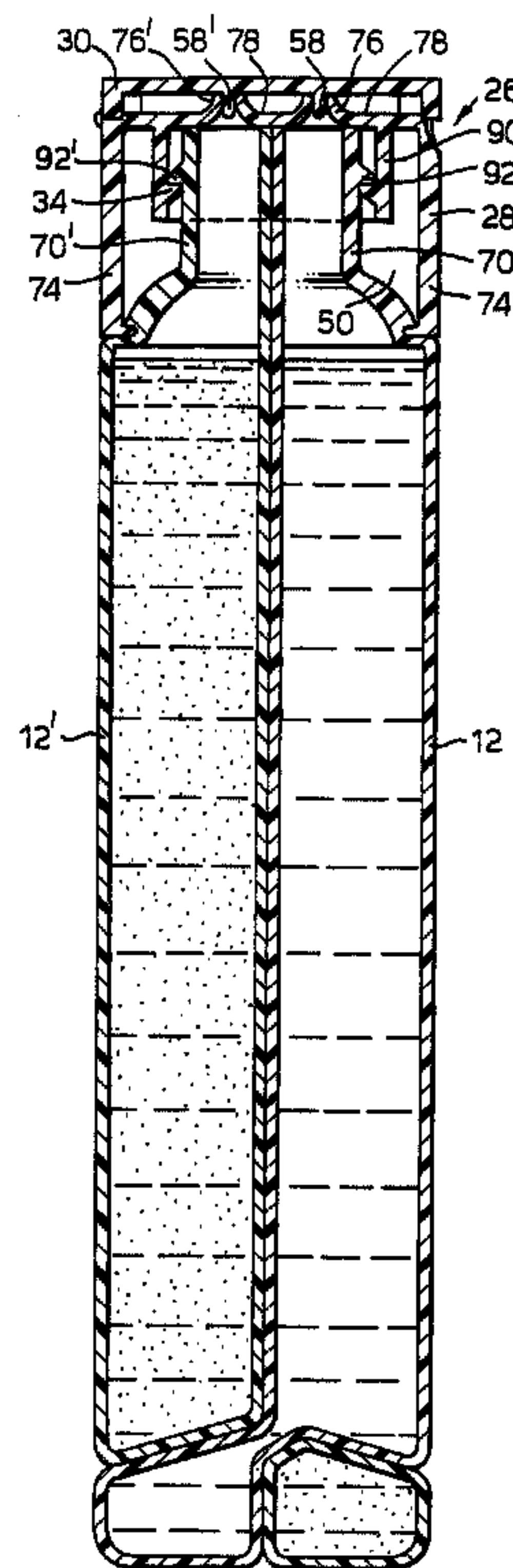




(86) Date de dépôt PCT/PCT Filing Date: 1997/12/11  
(87) Date publication PCT/PCT Publication Date: 1998/07/09  
(45) Date de délivrance/Issue Date: 2007/05/08  
(85) Entrée phase nationale/National Entry: 1999/05/26  
(86) N° demande PCT/PCT Application No.: EP 1997/007146  
(87) N° publication PCT/PCT Publication No.: 1998/029320  
(30) Priorité/Priority: 1996/12/27 (US08/773568)

(51) Cl.Int./Int.Cl. *B65D 81/32* (2006.01),  
*B65D 21/02* (2006.01)  
(72) Inventeurs/Inventors:  
GERHART, MARK DOUGLAS, US;  
COLLIS, WILLIAM KEVIN, US  
(73) Propriétaire/Owner:  
UNILEVER PLC, GB  
(74) Agent: BERESKIN & PARR

(54) Titre : DOUBLE RECIPIENT ET CHAMBRE INDIVIDUELLE POUR CE DERNIER  
(54) Title: DUAL CONTAINER AND INDIVIDUAL CHAMBER THEREFOR



(57) **Abrégé/Abstract:**

A dual bottle formed by two separable interlocked chambers. The chambers preferably each contain different ingredients and have adjacent product exit apertures so that after leaving the chambers the separate product streams can mix. Preferably the chambers are identical, which simplifies manufacture.



**PCT**WORLD INTELLECTUAL PROPERTY ORGANIZATION  
International Bureau

## INTERNATIONAL APPLICATION PUBLISHED UNDER THE PATENT COOPERATION TREATY (PCT)

(51) International Patent Classification<sup>6</sup> :**B65D 81/32****A1**

(11) International Publication Number:

**WO 98/29320**

(43) International Publication Date:

9 July 1998 (09.07.98)

(21) International Application Number: PCT/EP97/07146

(22) International Filing Date: 11 December 1997 (11.12.97)

(30) Priority Data:

08/773,568

27 December 1996 (27.12.96)

US

(71) Applicant (for AU BB CA GB GH GM IE IL KE LC LK LS MN MW NZ SD SG SL SZ TT UG ZW only): UNILEVER PLC [GB/GB]; Unilever House, Blackfriars, London EC4P 4BQ (GB).

(71) Applicant (for all designated States except AU BB CA GB GH GM IE IL KE LC LK LS MN MW NZ SD SG SL SZ TT UG ZW): UNILEVER NV [NL/NL]; Weena 455, NL-3013 AL Rotterdam (NL).

(72) Inventors: GERHART, Mark, Douglas; 869 Four Seasons Road, Westminster, MD 21157 (US). COLLIS, William, Kevin; 685 Hook Road, Westminster, MD 21157 (US).

(74) Agent: MOLE, Peter, Geoffrey; Unilever plc, Patent Division, Colworth House, Sharnbrook, Bedford MK44 1LQ (GB).

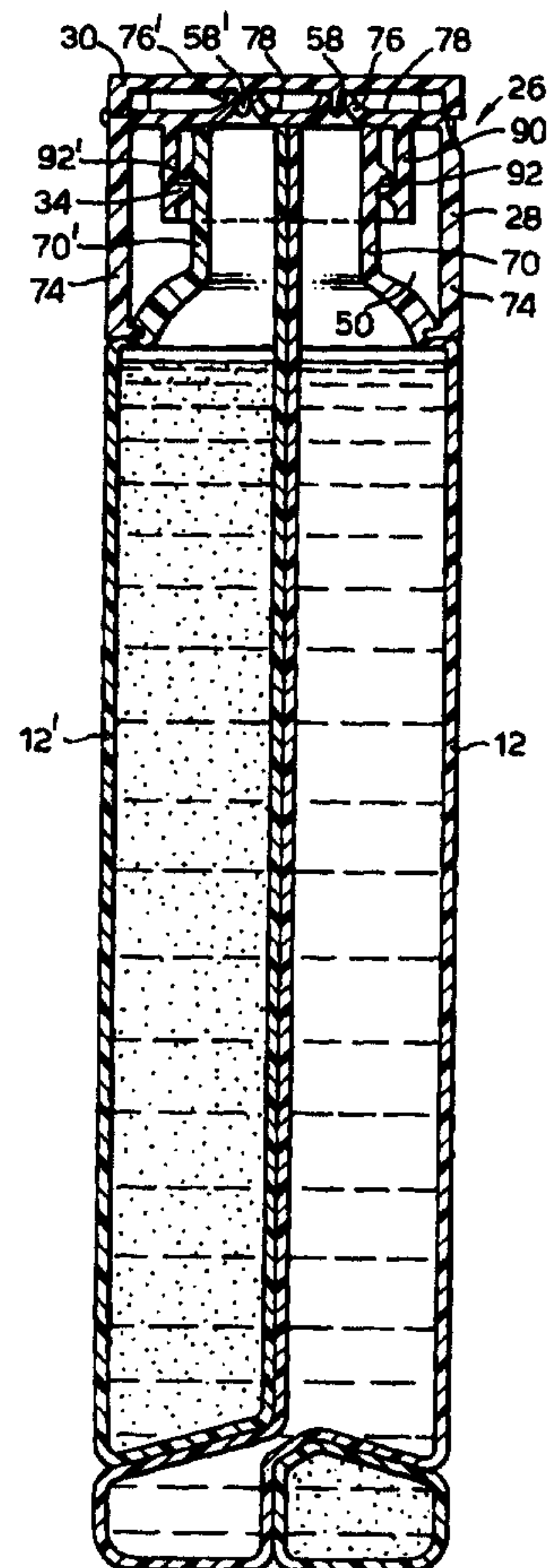
(81) Designated States: AL, AM, AT, AU, AZ, BA, BB, BG, BR, BY, CA, CH, CN, CU, CZ, DE, DK, EE, ES, FI, GB, GE, GH, GM, HU, ID, IL, IS, JP, KE, KG, KP, KR, KZ, LC, LK, LR, LS, LT, LU, LV, MD, MG, MK, MN, MW, MX, NO, NZ, PL, PT, RO, RU, SD, SE, SG, SI, SK, SL, TJ, TM, TR, TT, UA, UG, UZ, VN, YU, ZW, ARIPO patent (GH, GM, KE, LS, MW, SD, SZ, UG, ZW), Eurasian patent (AM, AZ, BY, KG, KZ, MD, RU, TJ, TM), European patent (AT, BE, CH, DE, DK, ES, FI, FR, GB, GR, IE, IT, LU, MC, NL, PT, SE), OAPI patent (BF, BJ, CF, CG, CI, CM, GA, GN, ML, MR, NE, SN, TD, TG).

**Published***With international search report.**Before the expiration of the time limit for amending the claims and to be republished in the event of the receipt of amendments.*

(54) Title: DUAL CONTAINER AND INDIVIDUAL CHAMBER THEREFOR

## (57) Abstract

A dual bottle formed by two separable interlocked chambers. The chambers preferably each contain different ingredients and have adjacent product exit apertures so that after leaving the chambers the separate product streams can mix. Preferably the chambers are identical, which simplifies manufacture.





- 1 -

DUAL CONTAINER AND INDIVIDUAL CHAMBER THEREFOR5 Background of the Invention

In the dispensing of modern consumer products, it is sometimes desirable to keep one or more of the components separate until just before dispensing them in the final  
10 product. For example, it may be necessary to keep bleach and enzyme ingredients separate prior to dispensing the product to prevent undesirable, premature reaction of the components. Other examples where it may be desirable to keep ingredients separate in consumer products include  
15 surfactant and conditioner ingredients in shampoos and surfactant and moisturizer ingredients in shower gels.

While dual containers are desirable, it is also important that their fabrication be as simple and economical as  
20 possible. This objective is furthered if, for example, the dual compartments are identical.

Numerous dual chambered or multiple bottle packages are known in the art.

25

Gentile, U.S. Patent No. 5,289,950 discloses a package for dispensing at least two liquid components simultaneously. The package comprises a container having at least two discrete compartments, each with an upper outlet end. A  
30 closure system for the container includes a crown portion having a peripheral skirt portion depending downwardly. At least two pouring spouts extend upwardly from the crown. Each pouring spout is provided with a through opening which

- 2 -

extends from the upper end of the spout into a compartment. Separate storage compartments 8, 10 are provided. The two compartment container can either be formed of two entirely separate compartments which are held together by a closure system or can be formed by a dividing wall in the container. The closure system engages the outer surface of the container in a fluid tight manner. A conventional groove and bead snap fit engagement, which can be substituted with known equivalent engagements or seals, may be used.

10

Blette, U.S. Patent No. 5,386,928 discloses a system for dispensing materials made of two components including a side by side pair of collapsible tubes that fit within a barrel of a pressurized air applicator. When air is admitted into the barrel, the tubes simultaneously collapse to direct components through outlet ports and into a static mixer where the components are mixed to a homogeneous mass. Each tube includes a relatively rigid front and rear end piece and the end pieces are coupled together by pin elements. In Fig. 7, half moon shaped end pieces 42 are shown.

Gentile, U.S. Patent No. 5,392,947 discloses a dental mouthwash product which includes a dispensing container having at least two discrete compartments. A closure mechanism is sealingly attached to an upper end of the dispensing container. The two compartments can either be formed of two entirely separate compartments which are held together by the closure or can be formed by a dividing wall in the container.

30

Pardo, U.S. Patent No. 4,196,808 discloses sequential closure interlock devices for container packages having multiple product compartments provided with parallel neck



- 3 -

finishes lying generally in a single plane. The unitized package may further comprise means such as a shrink wrap joining the containers into a unified package. More than two compartments and/or bottles or containers may be  
5 utilized and other means than the shrink wrap bands may be utilized to join the bottle or containers into the unified package. For example, label panels spanning the joint between the bottles or containers and bonded to each of the bottles or containers may be used, as may direct bonding of  
10 the bottles or containers to each other. Other types of bands or outer packaging or wraps may also be similarly utilized.

Buske, U.S. Patent No. 3,933,268 discloses a container for  
15 packaging liquids having the form of preferably a right prism with two polygonal bases and being adapted to be placed with at least one of its basal and lateral faces against corresponding faces of similarly formed containers to form a group of containers. At least one of the basal  
20 and lateral faces is provided with means for engaging a corresponding face of a similar container when placed against the corresponding face to counteract slipping between the engaging faces.

25 Poston et al., U.S. Patent No. 3,225,951 comprises a washer reservoir construction which includes integral formations for supporting a bottle of concentrated washer solvent, thus eliminating the need for a separate fastening clip. The washer reservoirs and solvent containers may have  
30 complementary formations of the tongue and groove type.

Abfier et al., U.S. Patent No. DES 353,326 discloses the design for what appears to be a dual container.

WO 98/29320

PCT/EP97/07146

- 4 -

Jennison, U.S. Patent No. 4,165,812 discloses a multi-container package wherein the containers are detachably connected by projections and recesses.

5

Mednis, U.S. Patent No. 4,573,595 discloses a multi purpose container unit whose hollow body neck and shoulder sections are proportioned and constructed in a manner that allows interfacing and mating with an identical or mirror image unit of like size, volume or exterior proportions.

10

Mednis, U.S. Patent No. 4,640,423 discloses containers mated together to form a polyhedron.

15 Douglas et al., U.S. Patent No. 5,158,191 discloses a dual container having two bottles which are releasably interlocked in side-by-side relation by a mortise and tenon. A single cap covers both bottles, but the cap has a separate outlet for each bottle, which may be opened independently of each other.

20

Douglas et al., U.S. Patent No. 5,316,159 discloses a dual bottle container wherein two bottles are releasably interlocked together in side-by-side relation by a plateau on one of the bottles which engages a depression on the other bottle.

25

Reil et al., U.S. Patent No. 5,158,209 discloses a package for flowable media comprised of two tube-shaped parts each forming an entire side wall, two oppositely disposed and adjacent half side wall parts, a half bottom part and a half upper wall part with a half pourer device. These are in

30



- 5 -

each case sealed and connected to each other individually by a synthetic plastic film.

There remains a need for an improved dual container for dispensing separately stored components in a manner so that they can emerge proximate each other and mix into a single product stream.

#### Summary of the Invention

10

According to the present invention there is provided a bottle comprising at least two separable chambers and a common closure for those chambers. Each of the chambers includes a front aspect and an interconnected rear aspect, the front aspect of the chamber comprising a front aspect bottom surface and the rear aspect of the chamber having a rear aspect bottom surface and a rear aspect top surface. The rear aspect bottom surface of each chamber forms a base and the rear aspect top surface of each chamber is complimentary to a bottom surface of the front aspect of each other chamber. The chambers are releasably interlockable independent of the common closure to form a unitary bottle. Preferably, the common closure includes one or more product exit openings and a cap pivotable between the closed position blocking the product exit openings and an open position.

15

20

25

30

In summary, the present invention provides a dual chamber package which is comprised of interlocking bottles suitable for keeping ingredients separate prior to dispensing, but permitting the ingredients to be dispensed proximate each other through product exit finishes leading to adjacent

- 5a -

product exit openings. Preferably, the bottle of the invention includes two identical chambers which are designed and molded in such a way that when placed back to back they interlock, forming the single dual chamber package. The interlocking design of the invention permits assembly at the molder and delivery of a single package for filling. The closure preferably includes a shell surrounding the product exit cylinders and a flip top cap associated with the shell.



- 6 -

For a more complete understanding of the above and other  
5 features and advantages of the invention, reference should  
be made to the following detailed description of the  
preferred embodiments and to the accompanying drawings.

#### Brief Description of the Drawings

10

Fig. 1 is a front perspective view of a dual bottle of the  
invention.

Fig. 2 is a perspective view of the dual bottle showing the  
chambers separated and showing the manner of insertion of  
15 the common closure.

Fig. 3 is a cross section according to the lines 3-3 of Fig.  
1.

Fig. 4 is a cross section along the lines 4-4 of Fig. 1.

Fig. 5 is a cross section along the lines 5-5 of Fig. 1.

20 Fig. 6 is a cross section along the lines 6-6 of Fig. 1.

Fig. 7 is a cross section along the lines 7-7 of Fig. 1.

Fig. 8 is a cross section of the bottle of the invention  
with the cap in the open position and the bottle inverted to  
permit product to pour from the product exit opening.

25

#### Detailed Description of the Invention

As seen in Fig. 1, dual bottle 10 includes chambers 12 and  
30 12', which are preferably identical, as illustrated.

Chamber 12 includes front aspect 14 (Fig. 2) and rear aspect  
16. Preferably both front aspect 14 and rear aspect 16 are  
hollow and their interiors are in communication with each

- 7 -

other so that product can flow from one to the other. Even if front aspect 12 and rear aspect 14 are not in communication with each other, they are preferably interconnected.

5

Rear aspect 16 also includes a side tongue-shaped section 18 as best seen in Fig. 6 and, with respect to chamber 12', as seen in Figs. 1 and 2 (18'). Front aspect 14 includes a bottom surface 20 which is rounded in the embodiment shown.

10 Rear aspect 16 includes a top surface 22 which is complementary at least in part to bottom surface 20 of front aspect 14. Rear aspect 16 also includes bottom surface 24 which serves as a base for the respective chamber, and in part also for the dual bottle. Chambers 12, 12' include at  
15 their tops, separate product exit finishes 70, 70' leading to product exit apertures 27, 27'.

Common closure 26 comprises outer shell walls 74, cap 30  
20 associated with the outer shell walls and product exit apertures 76, 76' in platform 78. Cap 30 is hingedly attached to the shell by plastic strips 32. Inner cylinder 90 of closure 26 includes inwardly directed cylindrical bead 34 which can be snapped fit below outwardly extending beads  
25 92, 92' on finishes 70, 70'.

Chambers 12 and 12' are combined into dual bottle 10 by snapping the chambers together back to back. As best seen in Fig. 2, upper surface 22' of rear aspect 16' is  
30 complementary to lower surface 20 of front aspect 14. Likewise, lower surface 20' of front aspect 14' of chamber 12' is accommodated by the upper surface 22 of rear aspect 16 of chamber 12. Also, side portion 18' of rear aspect 16'



- 8 -

is shaped and dimensioned to accommodate side 40 of front aspect 14 of chamber 12. Chambers 12 and 12' may be interlocked completely independently of common closure 26, although closure 26 may also help stabilize the dual bottle. 5 If desired, projections 102, 102' (phantom Fig. 6) may be present on rear aspects 16, 16' to mate with slots 100, 100' to assist in locking the chambers together.

As can be seen in phantom in Fig. 2, common closure 26 can 10 be inserted on the interlocked chambers 12, 12' from above.

Product exit finishes 70, 70' extend through channel 50 within outer shell walls 74 of closure 26. Within chamber 50, the two components of the product are separately 15 conveyed and do not mix prior to egress through product exit openings 76, 76' in common closure 26. Product exit finishes 70, 70' are each half-moon shaped, comprising a straight portion the ends of which are connected by an arc 108, 108'. When the chambers are snapped together the outer 20 surfaces of the straight portions are disposed contiguous to each other and the arcs of each half together form the profile of a full cylinder.

Cap 30 may be disposed in the open position seen in Figure 8 25 or in the closed position seen in Figure 3. In the closed position, depending plugs 58, 58' of cap 30 extend into and assists in closing the product exit openings 76, 76'.

As best visualized from Fig. 6, the periphery of the dual 30 bottle formed by the two chambers forms a mirror image along (1) a mirror extending perpendicular to the paper along the longitudinal axis of the section as well as (2) along the plane perpendicular thereto and also perpendicular to the



- 9 -

paper (ignoring the slight discontinuities in the periphery where the two chambers meet). In contrast, the interiors of the chambers form a mirror image along (2) but not along (1).

5

The chambers of the dual bottle are preferably thermoplastics such as polyethylene and are preferably made by blow molding.

10

It will be appreciated that the invention provides a dual package which admits of dispensing from adjacent openings yet which comprises two chambers which may be identical, thus simplifying manufacture.

15

It should be understood, of course, that specific forms of the invention herein illustrated and described are intended to be representative only as certain changes may be made therein without departing from the clear teachings of the disclosure. Accordingly, reference should be made to the following appended claims in determining the full scope of the invention.

20

- 10 -

What is claimed is:

1. A bottle comprising
  - 5 a) at least two separable chambers; and
  - b) a common closure for said at least two chambers;
  - 10 c) each of said chambers including a front aspect and an interconnected rear aspect, said front aspect of each said chamber comprising a front aspect bottom surface, said rear aspect of each such chamber having a rear aspect bottom surface and a rear aspect top surface, said rear aspect bottom surface of each said chamber forming a base, and
  - 15 said rear aspect top surface of each said chamber being complementary to a bottom surface of the front aspect of each said other chamber;
  - 20 d) said chambers being releasably interlockable independent of said common closure to form a unitary bottle.
2. The bottle according to claim 1 wherein said chambers
- 25 are identical.
3. The bottle according to claim 1 wherein said common closure further locks together said chambers.
- 30 4. The bottle according to claim 1 wherein said common closure includes one or more product exit openings and a cap pivotable between a closed position blocking the product exit openings and an open position.

- 11 -

5. The bottle according to claim 4 wherein said cap includes a depending plug which fits within said common product exit openings when said cap is in the closed position.

6. The bottle according to claim 1 wherein for each chamber said front aspect interior is in fluid communication with said rear aspect interior.

7. The bottle according to claim 1 wherein said bottle includes two side walls and each of said two chambers forms one of said side walls.

8. The bottle according to claim 1 wherein at least one horizontal cross section is such that the periphery of the bottle forms a mirror image along a first vertical plane and along a second vertical plane perpendicular to said first vertical plane, and wherein the interiors of said chambers form a mirror image along a first vertical plane but not along a vertical plane perpendicular thereto.

9. A chamber for a dual bottle comprising a front aspect and a rear aspect, said front aspect being interconnected with said rear aspect, said rear aspect having a rear aspect bottom surface and a rear aspect top surface, said rear aspect bottom surface forming a base, and said rear aspect top surface having a shape complementary to a bottom surface of the front aspect of said chamber, so that said chamber is capable of interlocking with another said chamber to form a dual bottle.



- 12 -

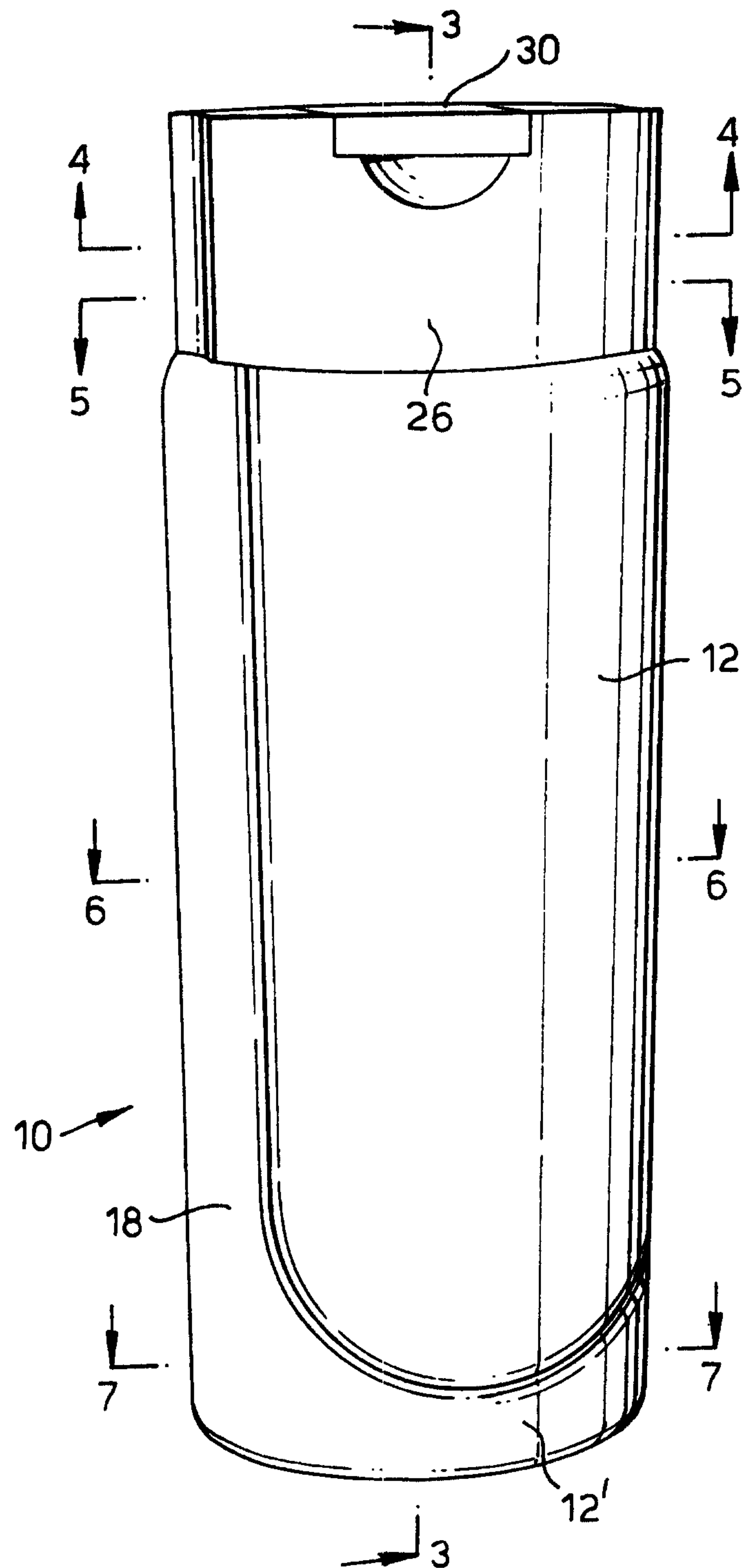
10. The chamber according to claim 9 wherein said front aspect interior is in communication with the interior of the rear aspect of the said chamber.

5

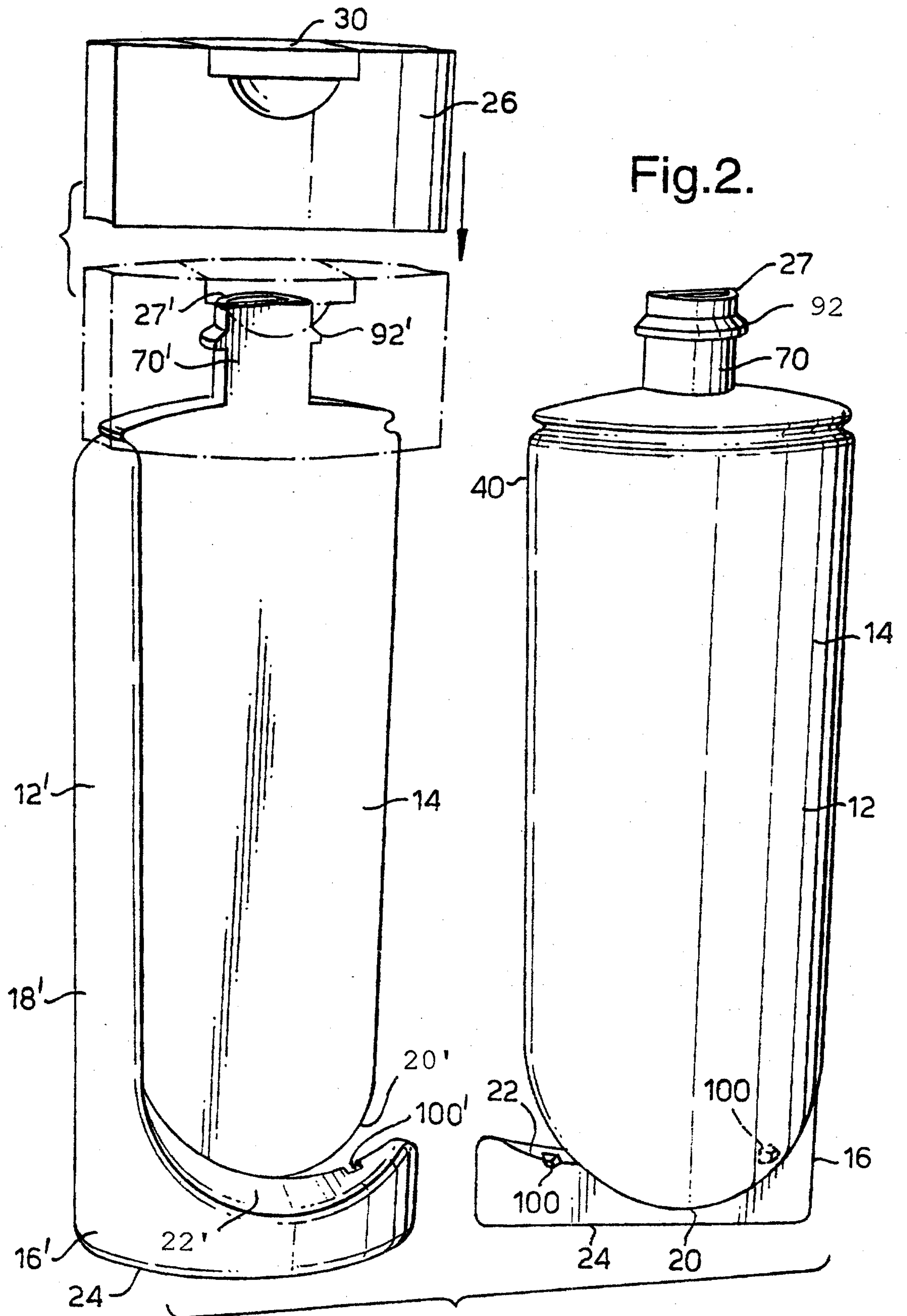
11. The chamber according to claim 9, said chamber having a product exit aperture formed such that said interlocked chambers have product exit apertures adjacent each other.

1/5

Fig. 1.

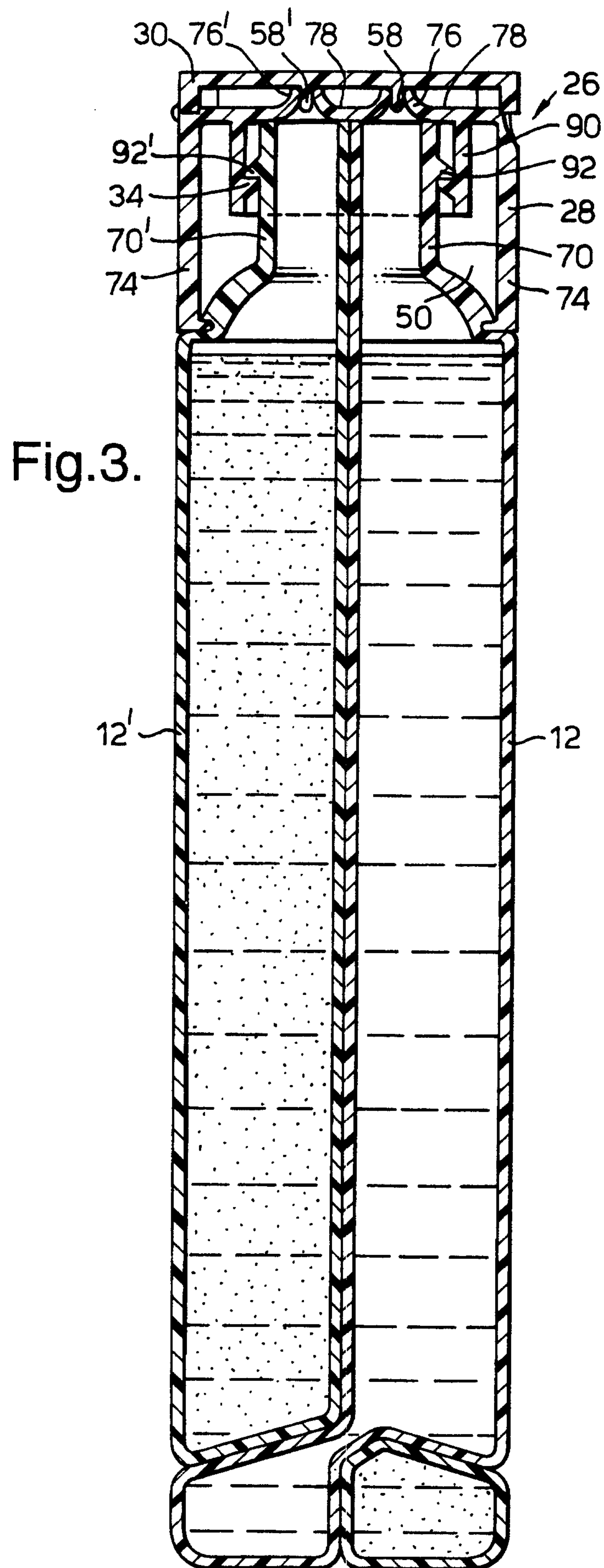


2/5





3/5



4/5

Fig.4.

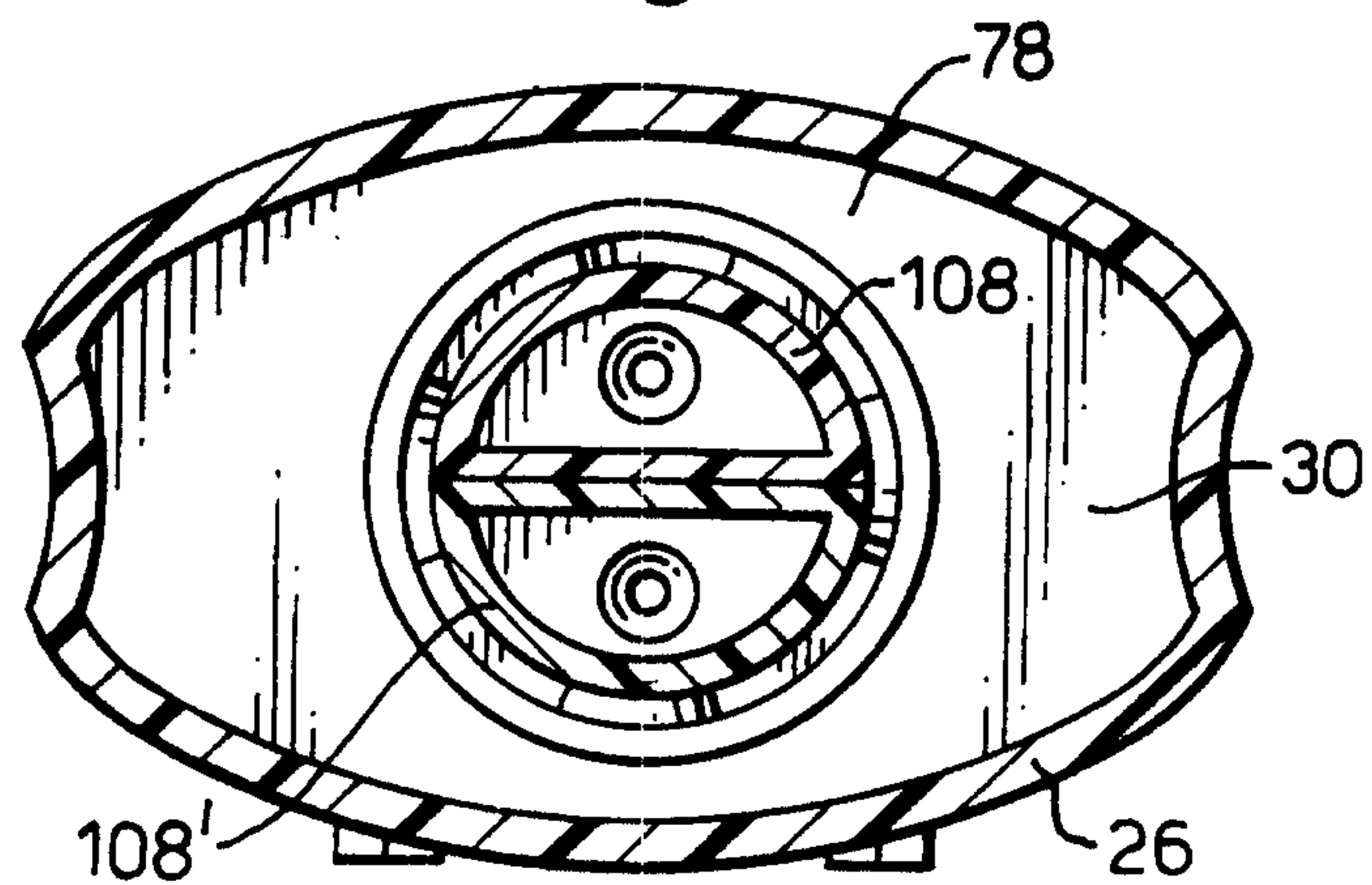


Fig.5.

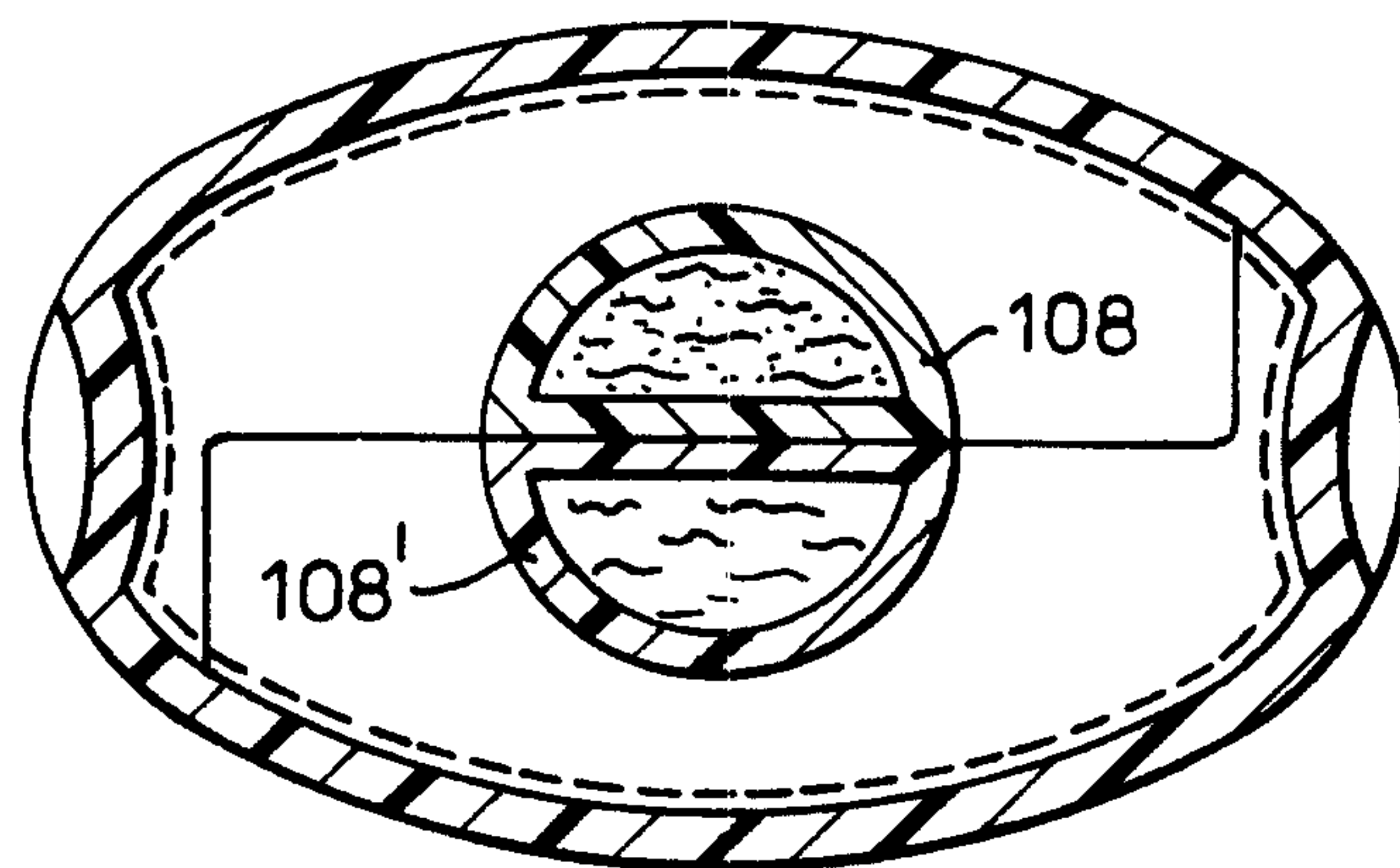
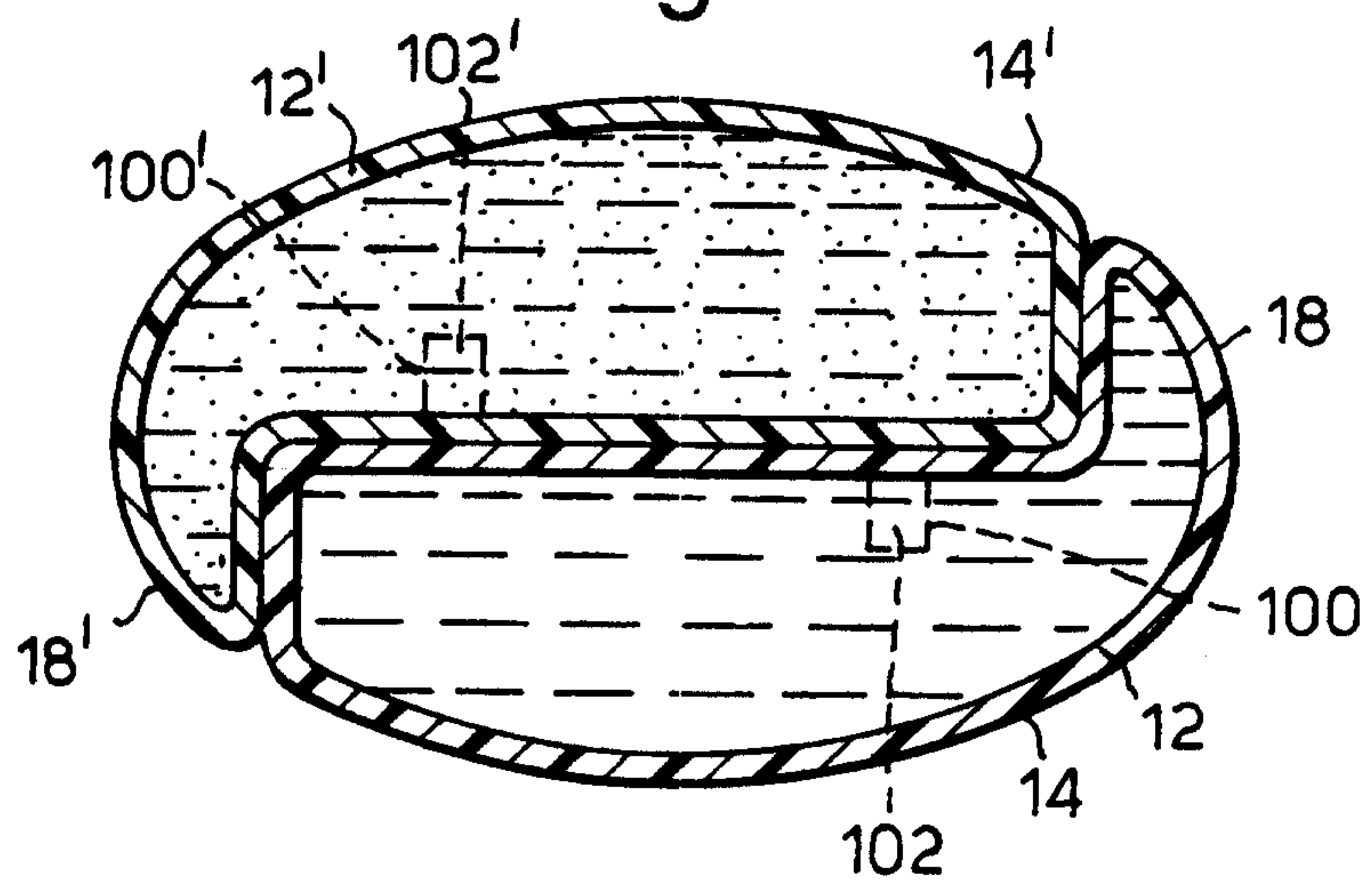


Fig.6.



5/5

Fig.7.

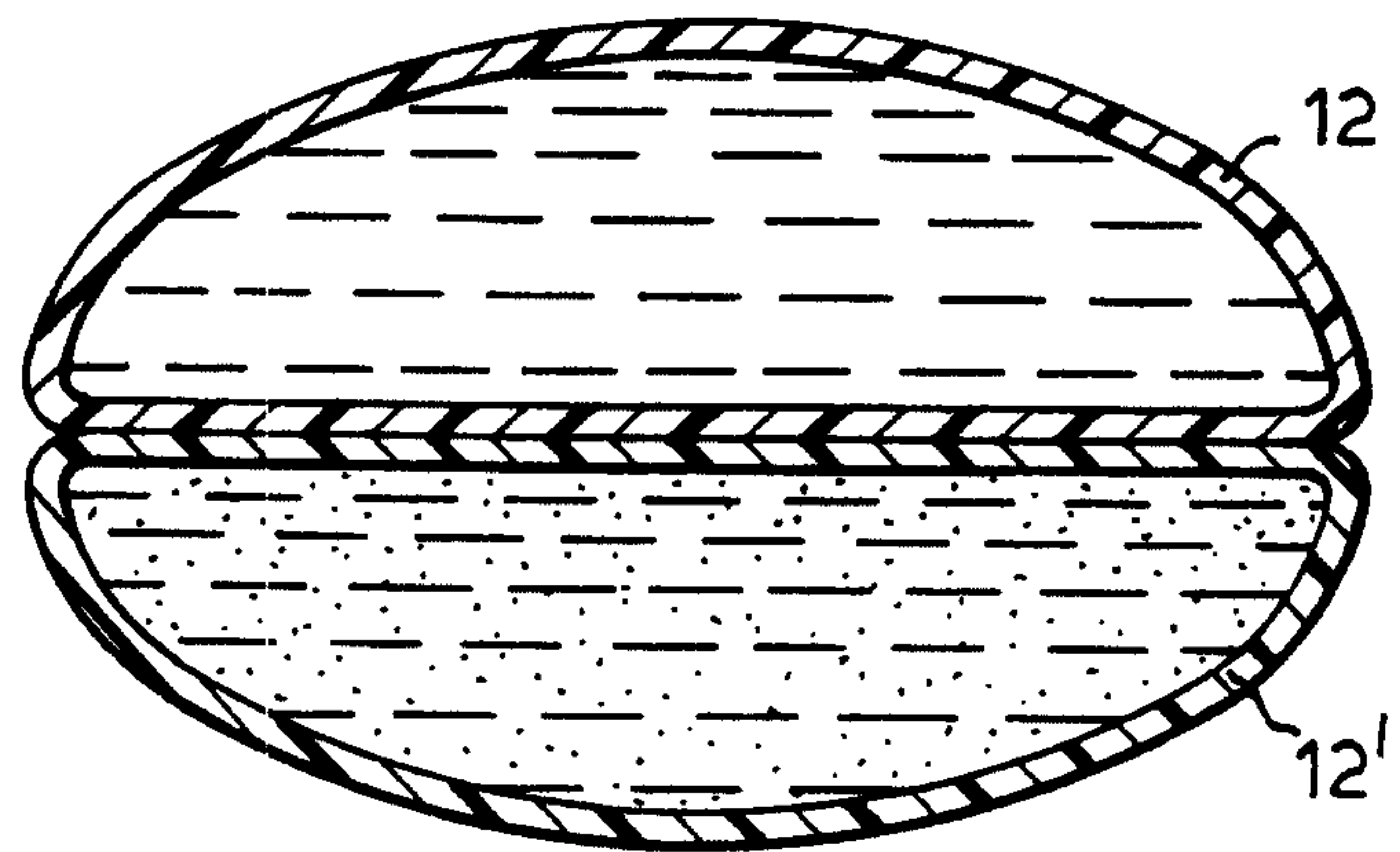


Fig.8.

