

[54] **COMBINED CLOCK AND PICTURE FRAME OR THE LIKE**

[76] Inventors: **Kathleen C. Boyland; Larry D. Edmonds**, both of 28800 Worth Dr., Porterville, Calif. 93257

[\*\*] Term: **7 Years**

[21] Appl. No.: **956,218**

[22] Filed: **Oct. 30, 1978**

[51] Int. Cl. .... **D10-01**

[52] U.S. Cl. .... **D10/2; D6/233**

[58] Field of Search ..... **D10/1, 2, 3, 6, 21, D10/15, 24, 25, 26, 122-125; 58/152 R; D6/233, 242, 244, 245**

[56] **References Cited**

**U.S. PATENT DOCUMENTS**

D. 77,129 12/1928 Schenk ..... D10/2  
 D. 102,514 12/1936 Van Bloem ..... D10/2

D. 102,515 12/1936 Van Bloem ..... D10/25 X  
 D. 133,501 8/1942 Lux ..... D10/26  
 D. 181,502 11/1957 Steg ..... D6/233  
 D. 181,756 12/1957 Spertus ..... D6/242  
 D. 220,965 6/1971 Jordan ..... D10/2  
 D. 248,626 7/1978 Lucich ..... D10/2


*Primary Examiner*—Nelson C. Holtje  
*Attorney, Agent, or Firm*—Richard M. Worrel

[57] **CLAIM**

The ornamental design for a combined clock and picture frame or the like, as shown.

**DESCRIPTION**

FIG. 1 is a front elevational view of a combined clock and picture frame or the like showing my new design; FIG. 2 is a top plan view thereof; FIG. 3 is a left side elevational view thereof; FIG. 4 is a rear elevational view thereof; FIG. 5 is a right side elevational view thereof; FIG. 6 is a bottom plan view thereof.






Fig. 1



Fig. 2



Fig. 3




Fig. 4



Fig. 5



Fig. 6