United States Patent [19]

Carr

[11] **Patent Number: Des. 292,096**

[45] **Date of Patent: ** Sep. 29, 1987**

[54] **PORTABLE RADIO PAGER**

[75] Inventor: **Peter B. Carr,** Hertfordshire, England

[73] Assignee: **Standard Telephones and Cables, Plc,** London, England

[**] Term: **14 Years**

[21] Appl. No.: **706,671**

[22] Filed: **Feb. 28, 1985**

[30] **Foreign Application Priority Data**

Aug. 29, 1984 [GB] United Kingdom 1021772

[52] **U.S. Cl.** **D14/68;** D14/95

[58] **Field of Search** D14/68, 69, 70, 71, D14/72, 75, 76, 95, 99; 455/73, 89, 90, 344, 350, 351

[56] **References Cited**

U.S. PATENT DOCUMENTS

D. 251,561	4/1979	Toth et al.	D14/70
D. 278,628	4/1985	Fukasawa et al.	D14/72 X
D. 279,006	5/1985	Fukasawa et al.	D14/72 X
D. 281,318	11/1985	Davidson	D14/71 X
D. 281,975	12/1985	Okamada	D14/70

Primary Examiner—Bernard Ansher
Assistant Examiner—Theodore M. Shooman
Attorney, Agent, or Firm—Dennis P. Clarke

[57] **CLAIM**

The ornamental design for a portable radio pager, as shown.

DESCRIPTION

FIG. **1** is a front elevational view of a radio pager showing my new design;
FIG. **2** is a top, rear and left side perspective view thereof;
FIG. **3** is a right side elevational view thereof;
FIG. **4** is a left side elevational view thereof; and
FIG. **5** is an enlarged top plan view thereof.

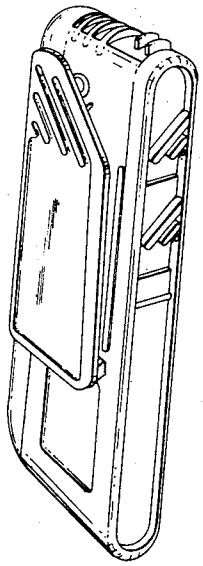

Fig.1.

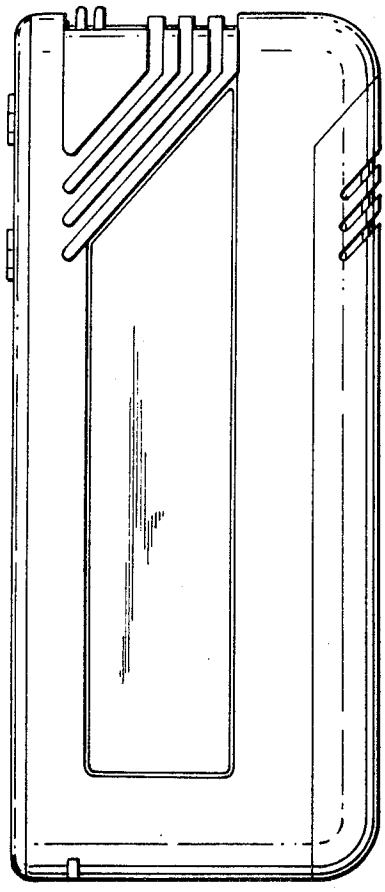

Fig.2.

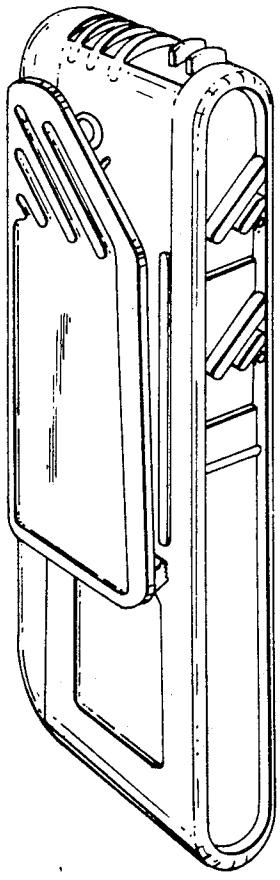

Fig. 3.



Fig. 4.



Fig.5.

