



US00D618554S

(12) **United States Design Patent**
Bruscha et al.

(10) **Patent No.:** **US D618,554 S**
(45) **Date of Patent:** **** Jun. 29, 2010**

(54) **BOTTLE**

(75) Inventors: **Kacie Bruscha**, Phoenix, AZ (US); **Amy K. Rhodes**, Phoenix, AZ (US); **Sam Ciulla**, Wilmette, IL (US); **Kristen Jacokes**, Phoenix, AZ (US); **Judith A. Wallis**, Chandler, AZ (US)

(73) Assignee: **The Dial Corporation**, Scottsdale, AZ (US)

(**) Term: **14 Years**

(21) Appl. No.: **29/340,290**

(22) Filed: **Jul. 16, 2009**

(51) **LOC (9) Cl.** **09-01**

(52) **U.S. Cl.** **D9/550; D9/551**

(58) **Field of Classification Search** D9/516,
D9/530, 541, 542, 543, 549, 550, 551, 558,
D9/571, 572, 575; 215/381–385

See application file for complete search history.

(56) **References Cited**

U.S. PATENT DOCUMENTS

D199,817 S *	12/1964	Harris	D9/529
D205,731 S *	9/1966	Levy	D9/542
D210,271 S *	2/1968	Sterges	D9/543
D212,357 S *	10/1968	Rohde	D24/224
D221,835 S *	9/1971	Rhode	D9/529
D225,155 S *	11/1972	Higgs	D9/542
D225,834 S *	1/1973	Schafer	D9/571
D254,711 S *	4/1980	Shortino	D9/571
D254,712 S *	4/1980	Shortino	D9/571
D254,713 S *	4/1980	Shortino	D9/571
D254,774 S *	4/1980	Shortino	D9/571
D335,259 S *	5/1993	Waine	D9/574
D351,346 S *	10/1994	Kettmeir	D9/520

D353,775 S *	12/1994	Thompson	D9/545
D428,344 S *	7/2000	Preston	D9/558
D469,022 S *	1/2003	Kuzma et al.	D9/550
D495,961 S *	9/2004	Bakic	D9/563
D497,314 S *	10/2004	Dea	D9/573
D505,624 S *	5/2005	Helps	D9/529
D510,033 S *	9/2005	McLeish	D9/563
D529,390 S *	10/2006	Lalanne et al.	D9/544
D538,673 S *	3/2007	Sterling et al.	D9/552
D538,674 S *	3/2007	Sterling et al.	D9/552
D545,210 S *	6/2007	Armstrong et al.	D9/563
D545,211 S *	6/2007	Armstrong et al.	D9/563
D565,422 S *	4/2008	Cowan-Hughes et al.	D9/563

* cited by examiner

Primary Examiner—Stella M Reid

Assistant Examiner—Elizabeth J Oswecki

(74) *Attorney, Agent, or Firm*—Paul A. Pappalardo

(57) **CLAIM**

The ornamental design for a bottle, as shown and described.

DESCRIPTION

FIG. 1 is a front, right side perspective view of a bottle showing our new design;

FIG. 2 is a front side elevation view thereof;

FIG. 3 is a rear side elevation view thereof;

FIG. 4 is a right side elevation view thereof;

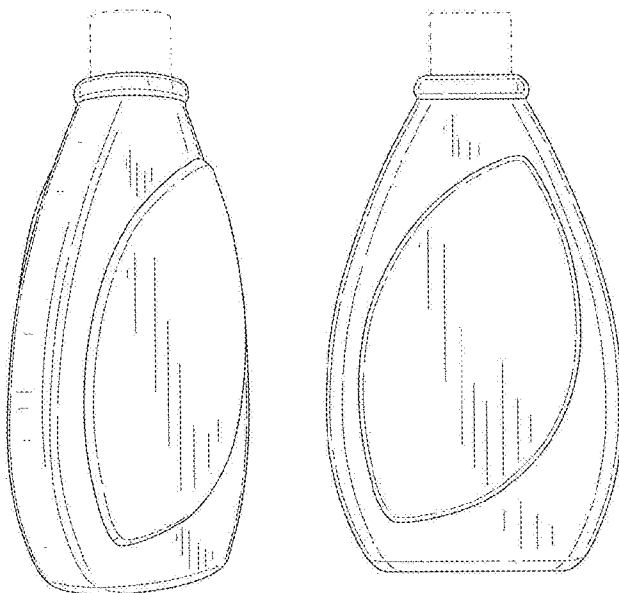
FIG. 5 is a left side elevation view thereof;

FIG. 6 is a top plan view thereof; and,

FIG. 7 is a bottom plan view thereof.

The broken lines shown in the drawing views are included for the purpose of showing environmental structure that forms no part of the claimed design.

1 Claim, 5 Drawing Sheets



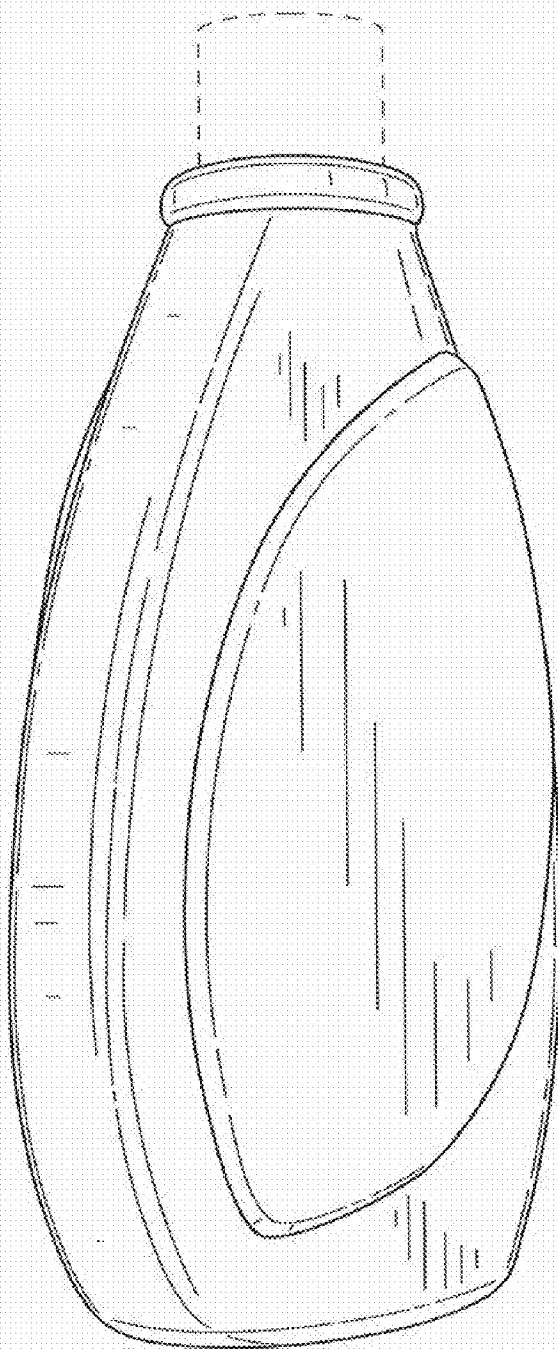


FIG. 1

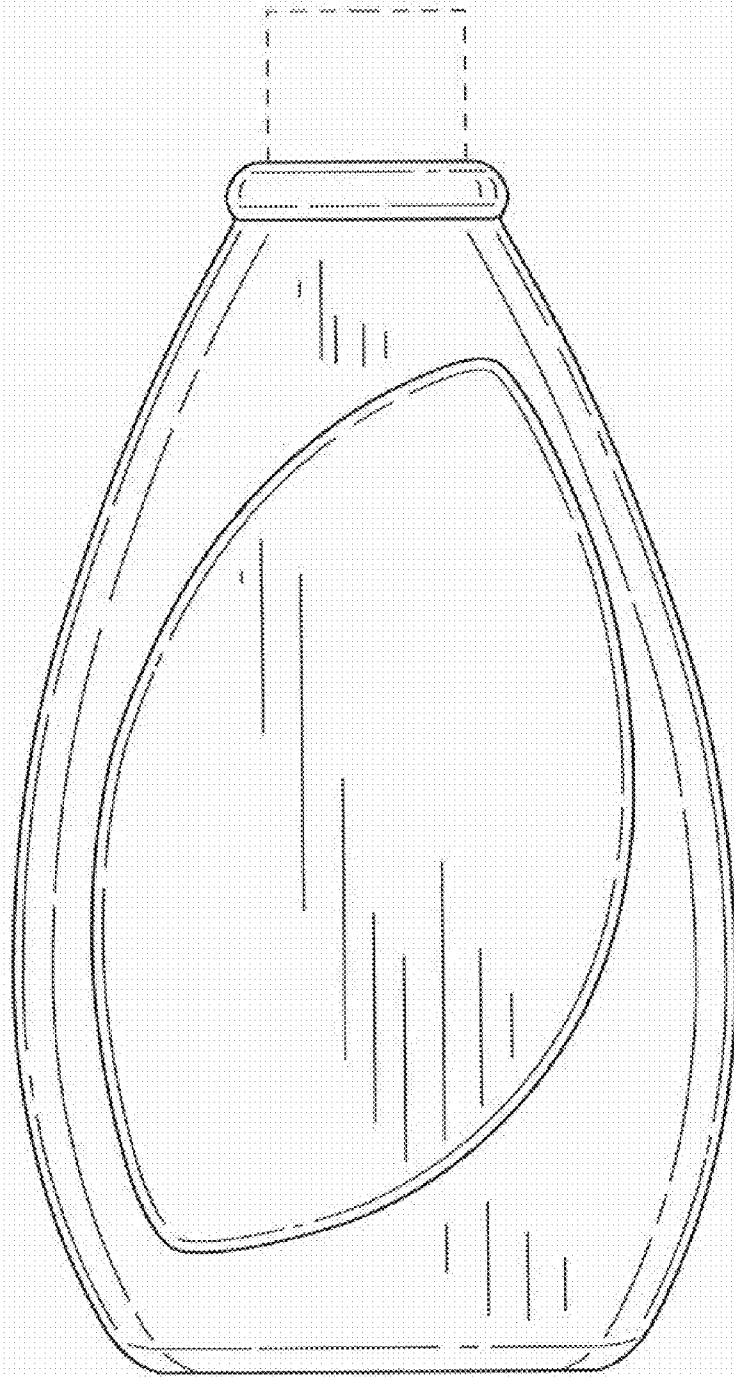


FIG.2

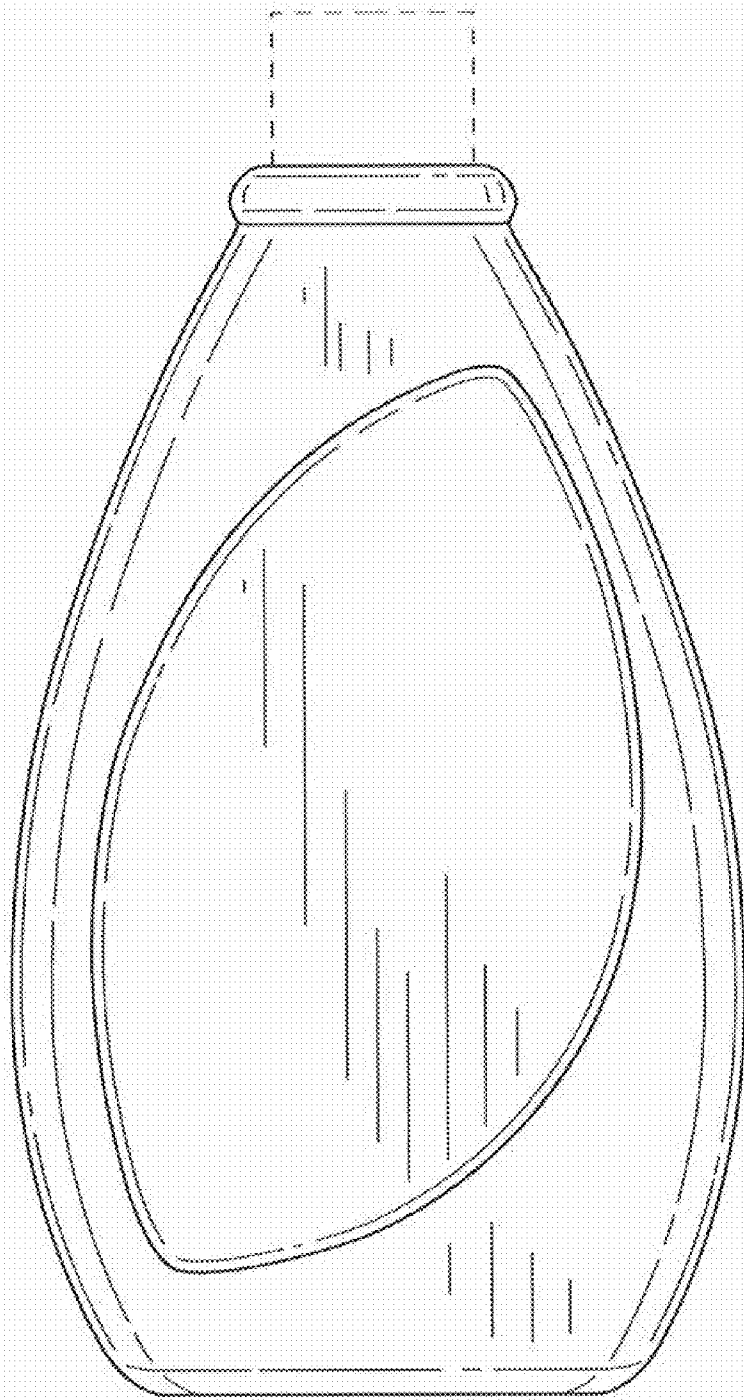


FIG. 3

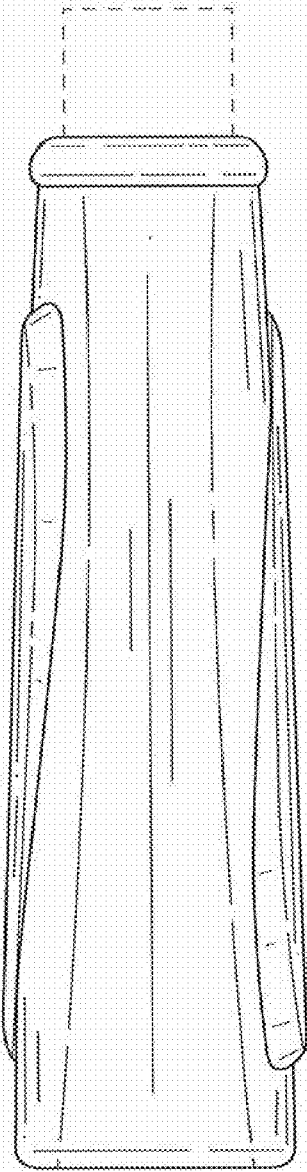


FIG. 4

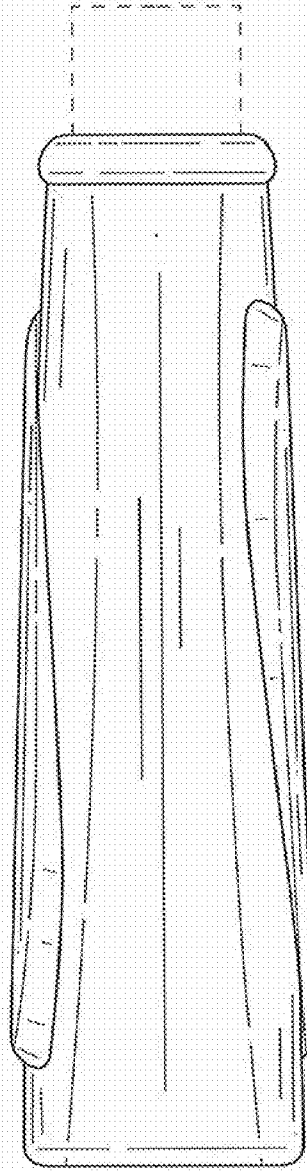


FIG. 5

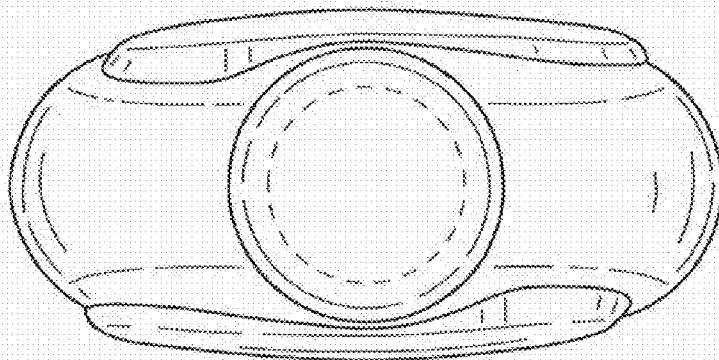


FIG. 6

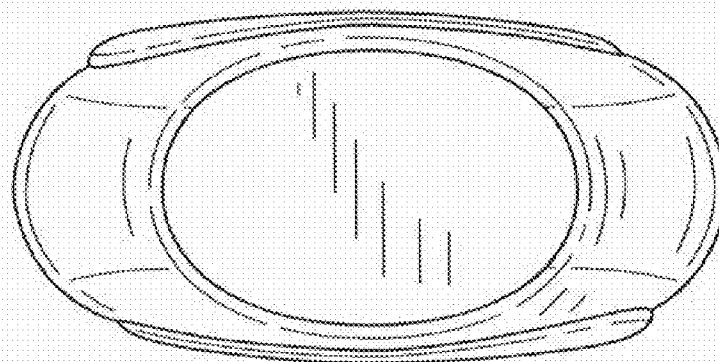


FIG. 7