



US00D516792S

(12) **United States Design Patent** (10) **Patent No.:** **US D516,792 S**
Sedlbauer (45) **Date of Patent:** **** Mar. 14, 2006**

(54) **BOOT**
(75) Inventor: **Stephen W. Sedlbauer**, Burlington (CA)
(73) Assignee: **Coug & Company Inc.**, Burlington (CA)
(**) Term: **14 Years**
(21) Appl. No.: **29/206,393**
(22) Filed: **Jun. 1, 2004**
(51) **LOC (8) Cl.** **02-04**
(52) **U.S. Cl.** **D2/970**
(58) **Field of Classification Search** D2/970,
D2/896, 902, 904, 909-912, 969; D21/760;
36/117.1
See application file for complete search history.

D416,379 S 11/1999 Cintron
D440,387 S 4/2001 Matis et al.
D441,522 S 5/2001 Matis et al.
D442,356 S 5/2001 Aschenbrenner
D447,322 S 9/2001 Auberry
D447,323 S 9/2001 Cadet
D449,152 S * 10/2001 Besko D2/911
D449,435 S 10/2001 Johnson et al.
D455,895 S 4/2002 Yang
D458,010 S 6/2002 Della Valle
D461,294 S * 8/2002 Cook D2/912
D463,655 S 10/2002 Gerdy et al.
D475,841 S * 6/2003 Cook D2/909
D475,842 S 6/2003 Cook
D490,598 S 6/2004 Sedlbauer

FOREIGN PATENT DOCUMENTS

CA 55432 12/1985
CA 55456 12/1985
CA 55457 12/1985
CA 97445 9/2002
CA 97444 11/2002
CA 101325 5/2004

* cited by examiner

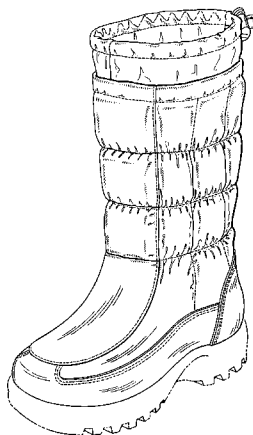
Primary Examiner—Dominic Simone
Assistant Examiner—Rashida C. McCoy
(74) *Attorney, Agent, or Firm*—Riches, McKenzie & Helbert LLP

(56) **References Cited**
U.S. PATENT DOCUMENTS
D92,853 S 7/1934 Martel
D94,079 S 12/1934 Fowler
D243,565 S * 3/1977 DE Massacre D2/910
D253,137 S * 10/1979 Foldes D2/910
D268,543 S 4/1983 Bretschneider
D269,137 S 5/1983 Balbinot
D316,773 S 5/1991 Valle
D324,448 S 3/1992 Blissett
D329,131 S 9/1992 Ostberg
D365,921 S 1/1996 von Conta et al.
D367,354 S 2/1996 Brooks et al.
D369,236 S 4/1996 Maltby
D369,894 S * 5/1996 Stolberg D2/910
D377,411 S 1/1997 Murray
D377,859 S 2/1997 Bramani
D378,472 S 3/1997 Bramani
D386,292 S 11/1997 Brooks et al.
D388,941 S 1/1998 Schapiro et al.
D394,142 S 5/1998 Merceron
D394,146 S 5/1998 Egelja et al.
D394,540 S 5/1998 Egelja
D397,544 S 9/1998 Egelja
D403,496 S 1/1999 McNaught
D404,899 S 2/1999 von Conta
D412,777 S 8/1999 Norton et al.

(57) **CLAIM**
I claim the ornamental design for a boot, as shown and described.

DESCRIPTION
FIG. 1 is a perspective view of a boot showing my new design;
FIG. 2 is a left side elevation view thereof;
FIG. 3 is a right side elevation view thereof;
FIG. 4 is a front elevation view thereof;
FIG. 5 is a rear elevation view thereof; and,
FIG. 6 is a top elevation view thereof.
The broken lines are for illustrative purposes only and form no part of the claimed design.

1 Claim, 5 Drawing Sheets



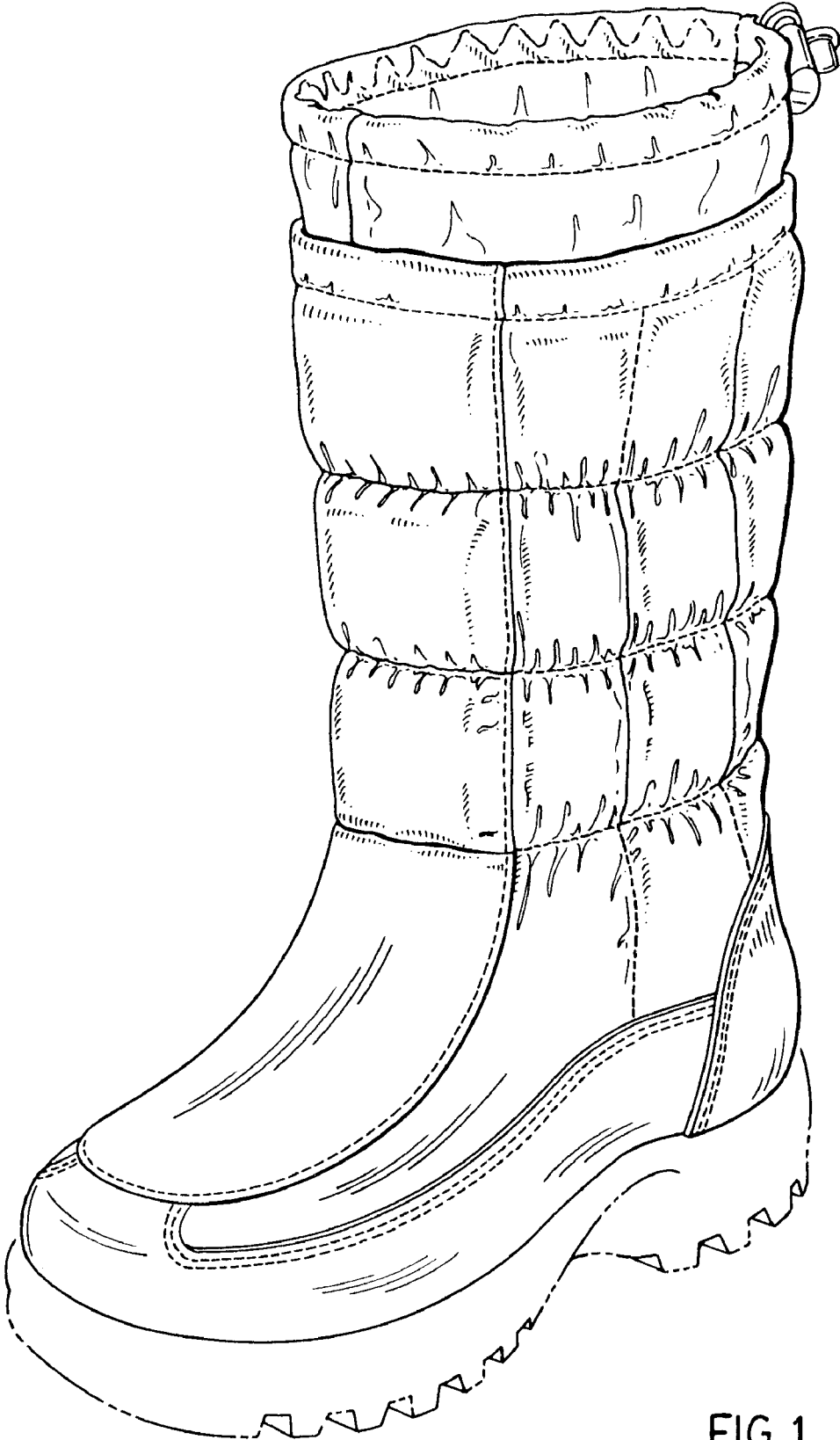


FIG. 1.

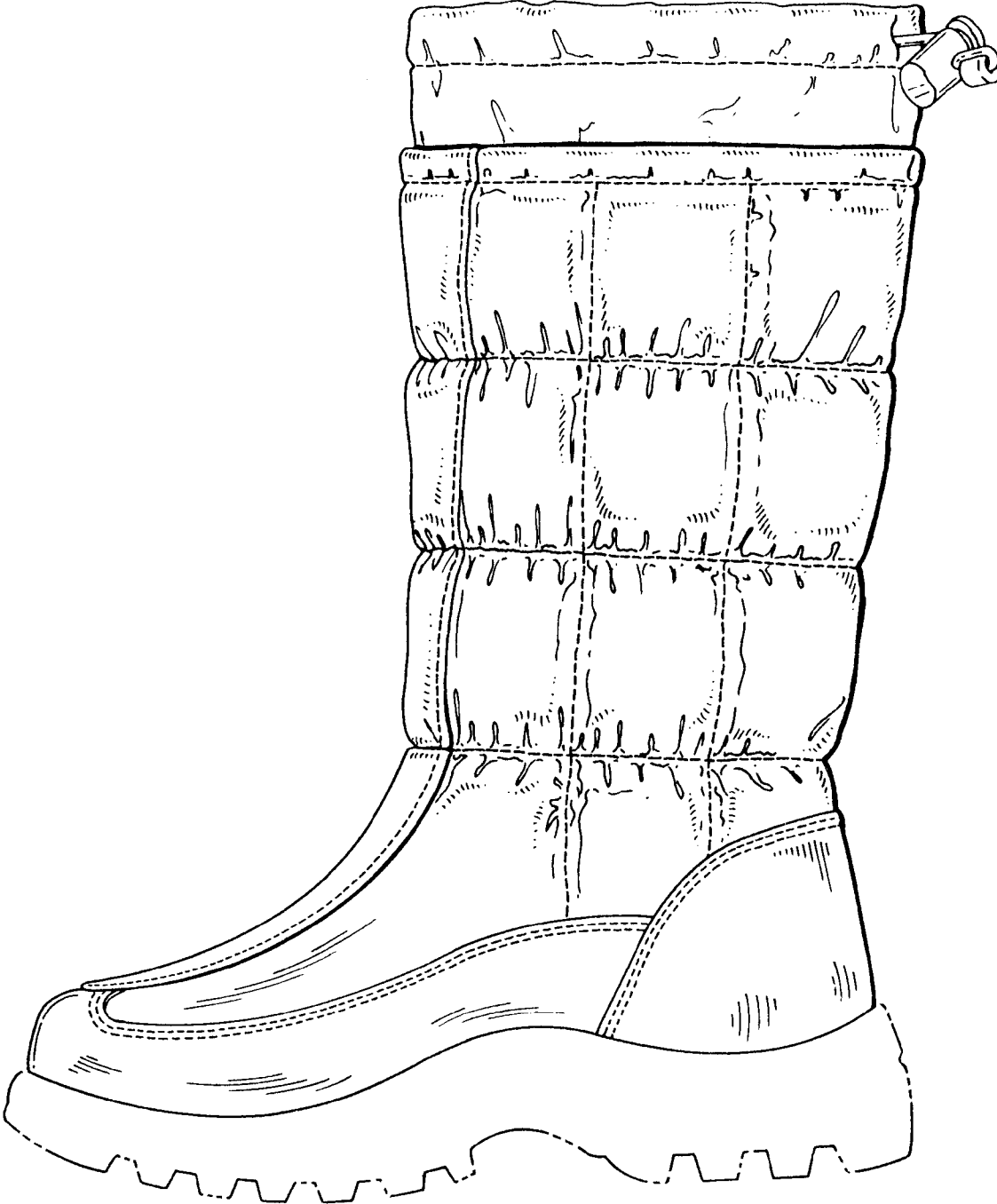


FIG. 2.

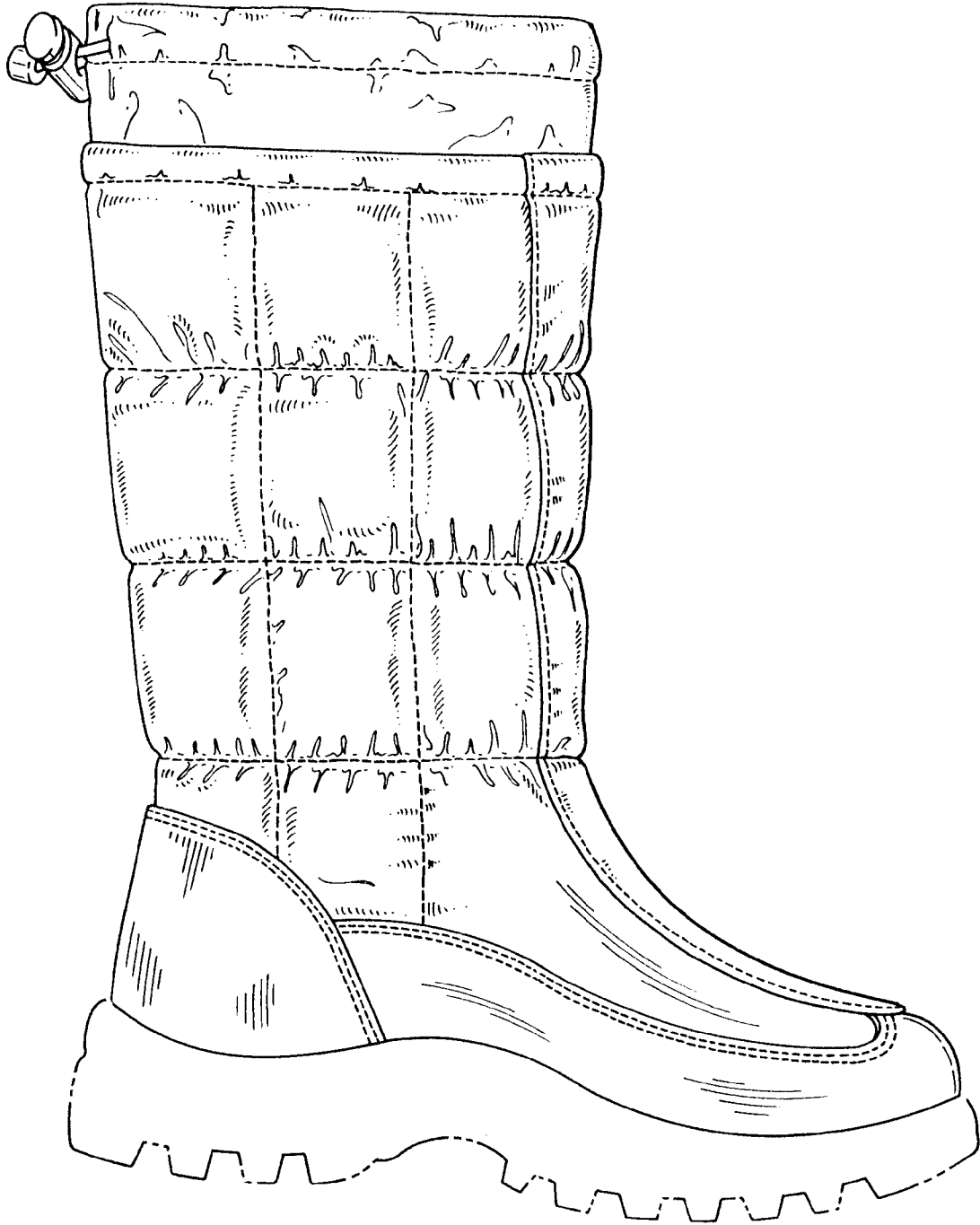


FIG. 3.

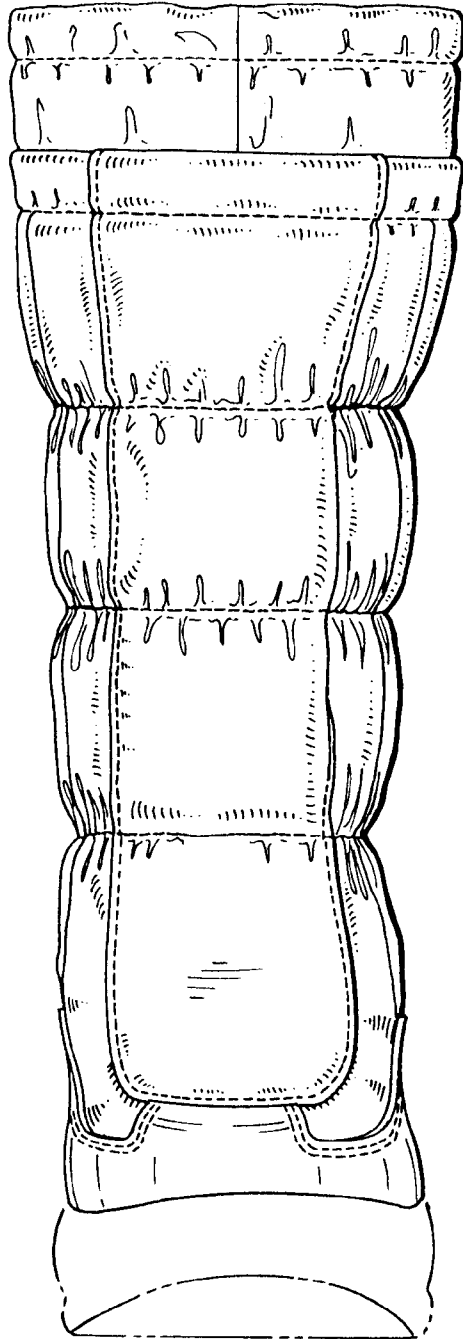


FIG. 4.

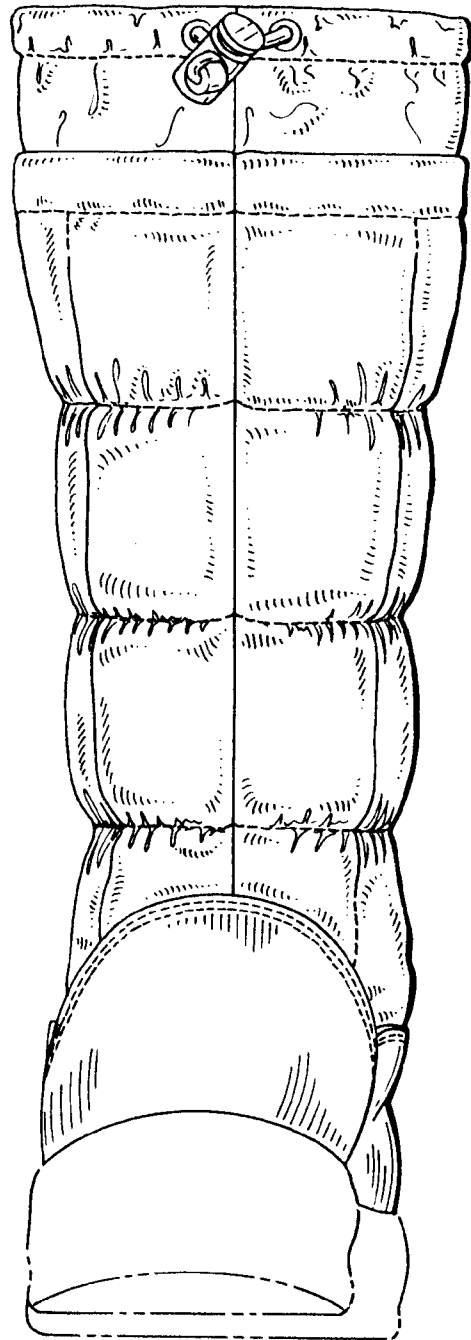


FIG. 5.

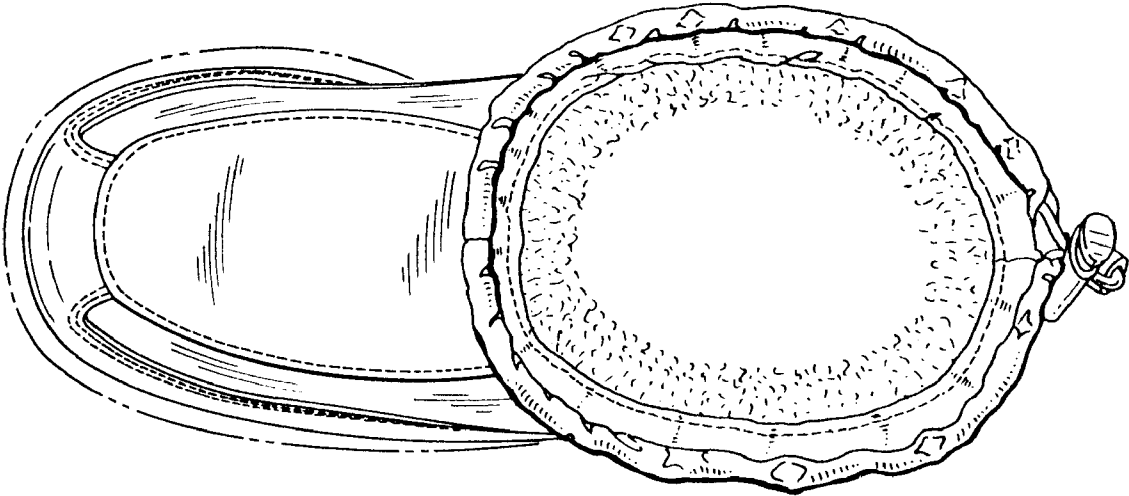


FIG. 6.