



US00D494713S1

(12) **United States Design Patent**
Wheelington, II

(10) **Patent No.:** **US D494,713 S**

(45) **Date of Patent:** **** Aug. 17, 2004**

(54) **FOOTBALL GLOVE**

5,867,830 A * 2/1999 Chen 2/161.1

(76) Inventor: **Wade L. Wheelington, II**, 1760
Layven Ave., Florissant, MO (US)
63031

* cited by examiner

Primary Examiner—Robert A. Delehanty
(74) *Attorney, Agent, or Firm*—John M. Brandt

(**) Term: **14 Years**

(57) **CLAIM**

(21) Appl. No.: **29/170,343**

The ornamental design for a football glove, as shown and described.

(22) Filed: **Nov. 4, 2002**

DESCRIPTION

Related U.S. Application Data

(63) Continuation of application No. 29/136,106, filed on Jan. 24, 2001, now Pat. No. Des. 450,161.

(51) **LOC (7) Cl.** **02-06**

(52) **U.S. Cl.** **D29/117**

(58) **Field of Search** D2/616–621, 623;
D29/113, 116.2, 117.1, 117.2, 123; D24/190;
2/16–20, 159–162, 170, 907, 910, 917

(56) **References Cited**

U.S. PATENT DOCUMENTS

1,179,871 A * 4/1916 St. John 2/161.3
2,167,226 A * 7/1939 Wells et al. 2/159
2,465,136 A * 3/1949 Troccoli 2/161.3
3,096,523 A * 7/1963 Bruchas D29/113
4,051,553 A * 10/1977 Howard 2/20
4,691,387 A * 9/1987 Lopez D29/117.1
D294,984 S * 3/1988 Green D29/117.1
5,117,509 A * 6/1992 Bowers 2/161.1
5,168,578 A * 12/1992 Stanley 2/19
D372,112 S * 7/1996 Garneau D2/616
5,704,065 A * 1/1998 Feuerhake 2/161.2

FIG. 1 is a front elevational view of the palm side of a right-handed football glove shown with the thumb portion of the glove in open position, and illustrated in accordance with my new design;

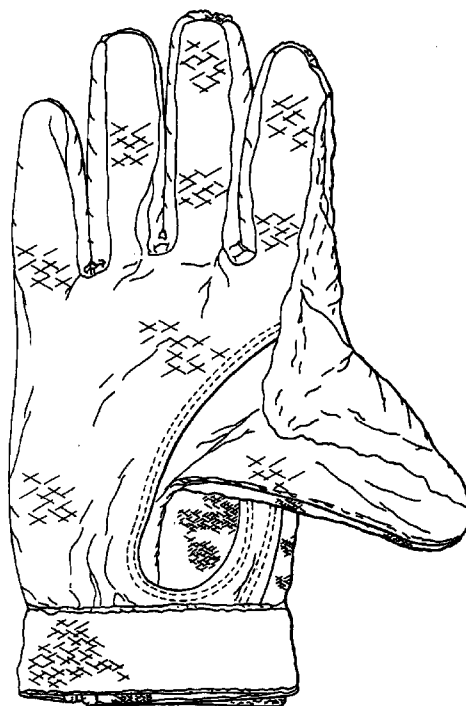
FIG. 2 is a back elevational view of the design of FIG. 1; FIG. 3 is a front elevational view of the football glove of FIG. 1 shown with the thumb portion of the glove in closed position; and,

FIG. 4 is a back elevational view of the design of FIG. 3. The new and distinctive feature of the design shown is embodied in the webbed area between the thumb and forefinger of the glove shown and described. Although only the right glove is shown, the left hand mate glove is a mirror image of each of the above views. Lines shown in phantom in FIG. 2 (“graphics”) are for illustrative purposes only and no part of the claimed design.

The fragmentary crosshatched pattern shown in the drawing is understood to represent natural and/or synthetic leather and is repeated uniformly throughout the areas shown.

The broken lines shown on the palm of the glove in FIGS. 1 and 3 are understood to represent stitching.

1 Claim, 4 Drawing Sheets



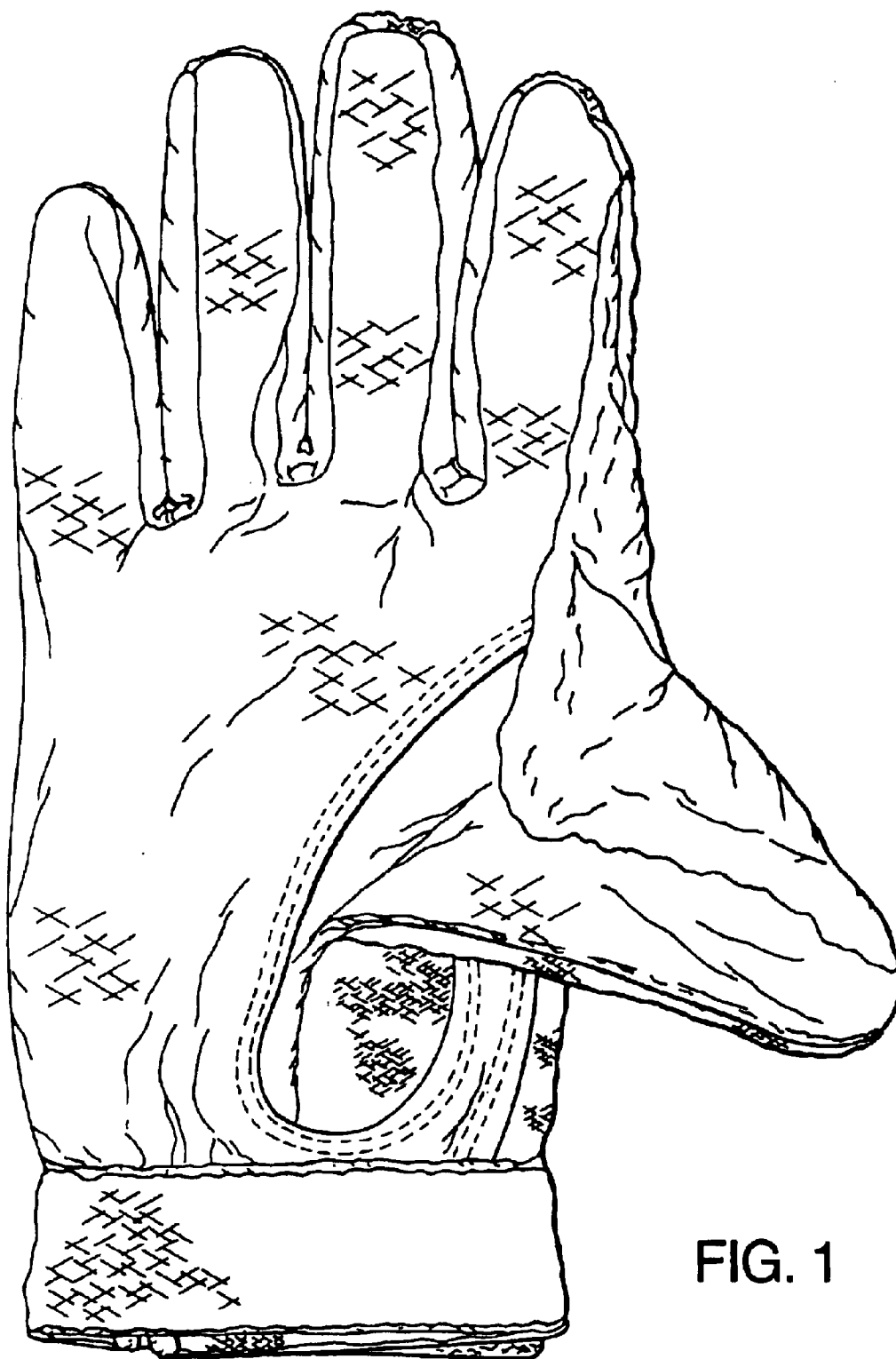


FIG. 1

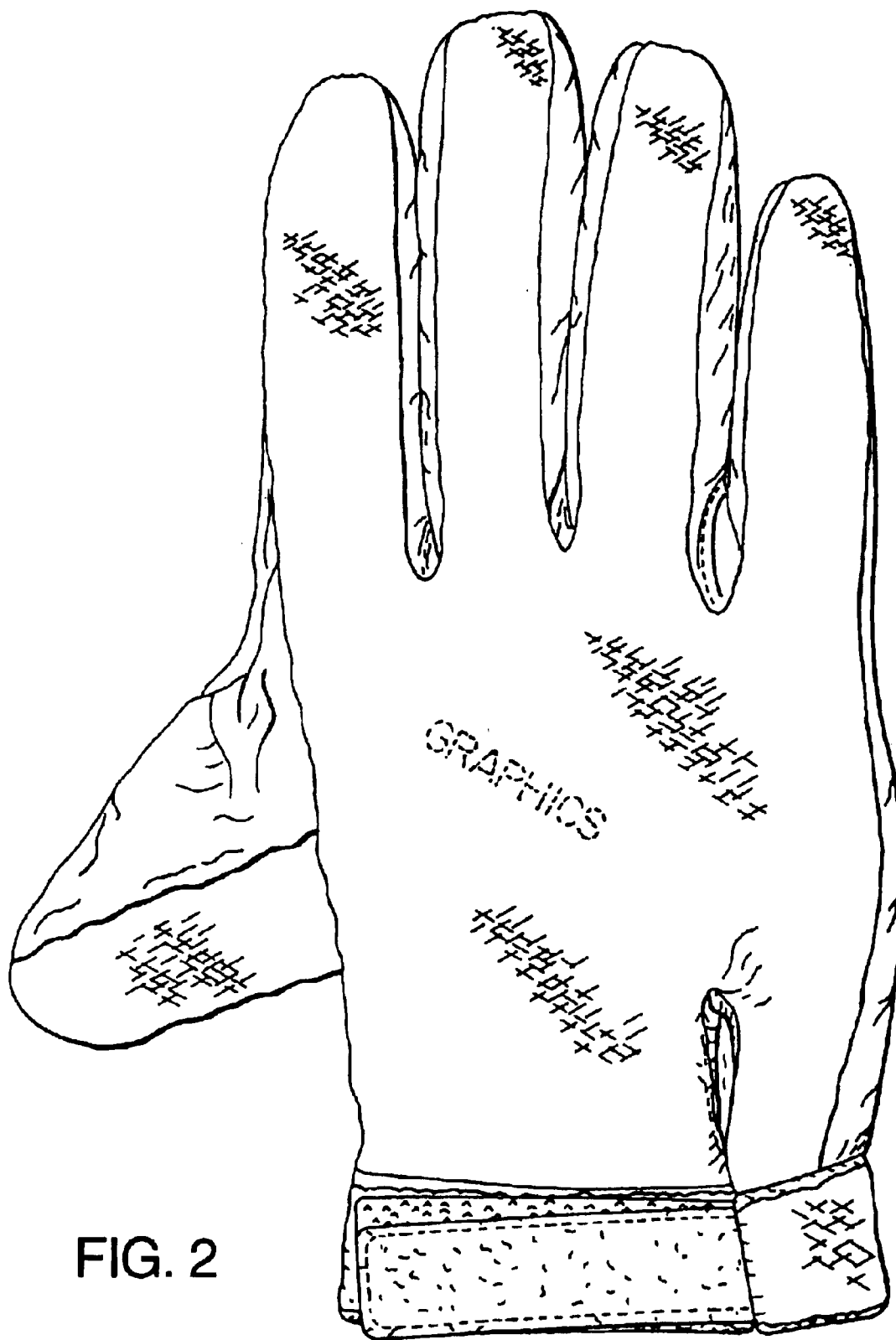


FIG. 2

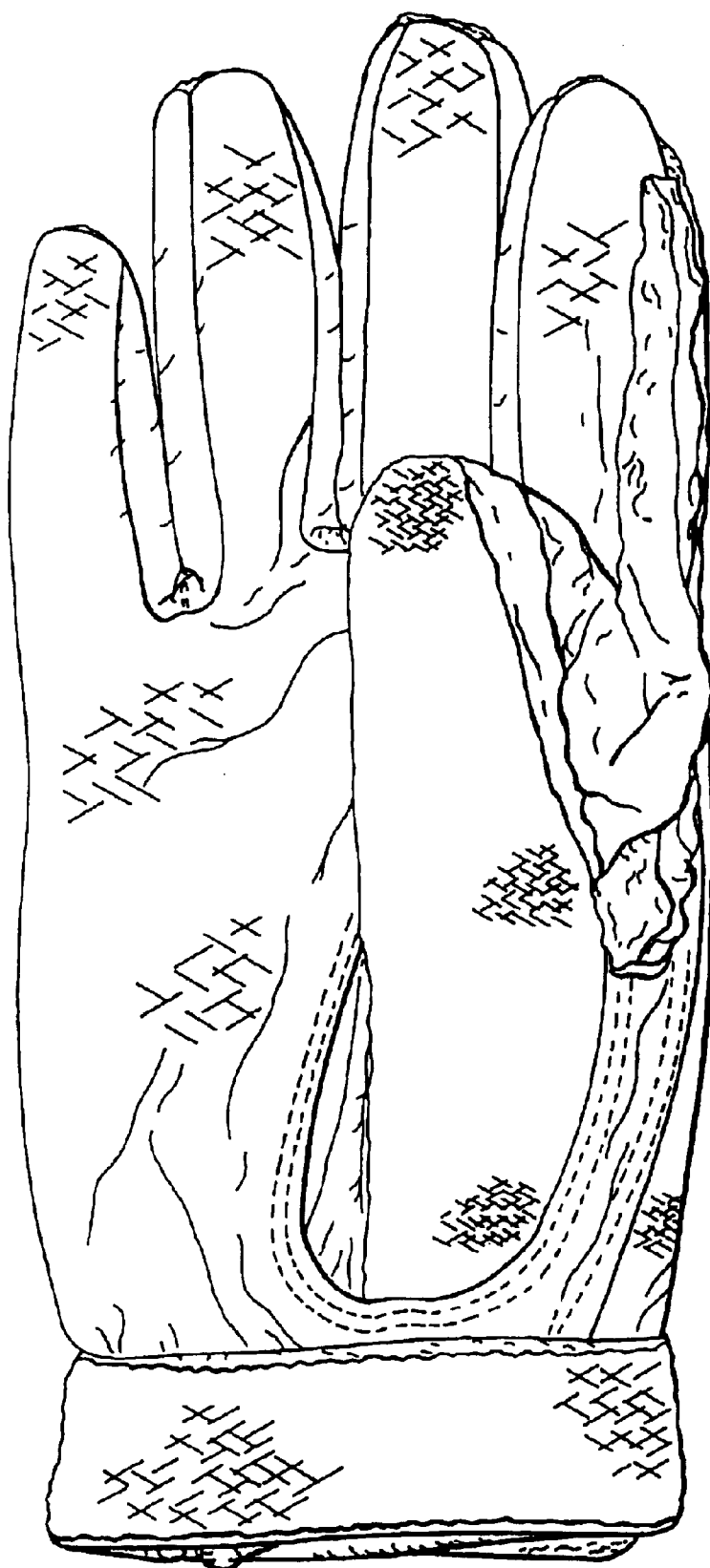


FIG. 3

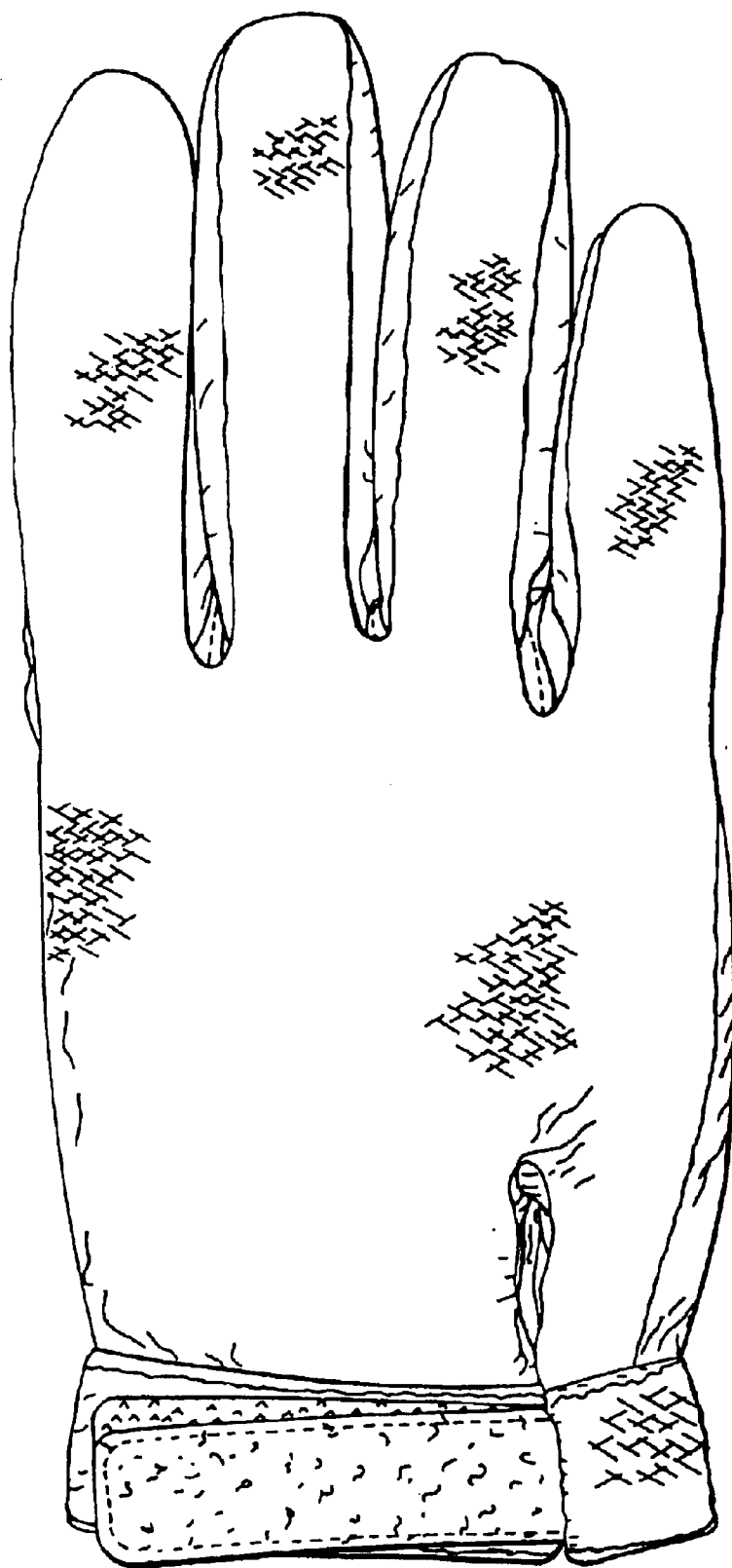


FIG. 4