

(No Model.)

M. D. WIEDINGER.
WINDOW GUARD.

No. 533,937.

Patented Feb. 12, 1895.

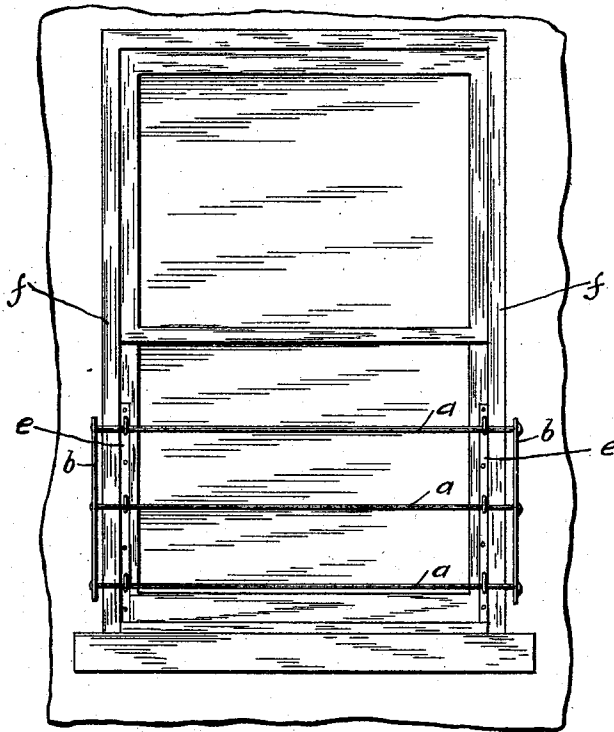


Fig. 1

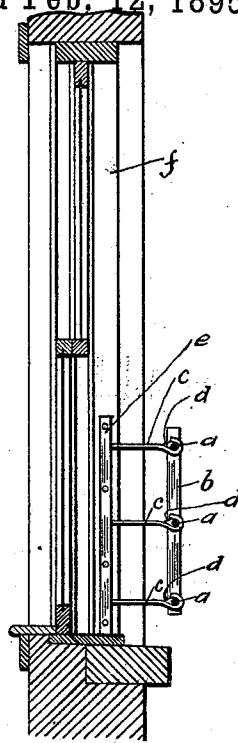


Fig. 2.

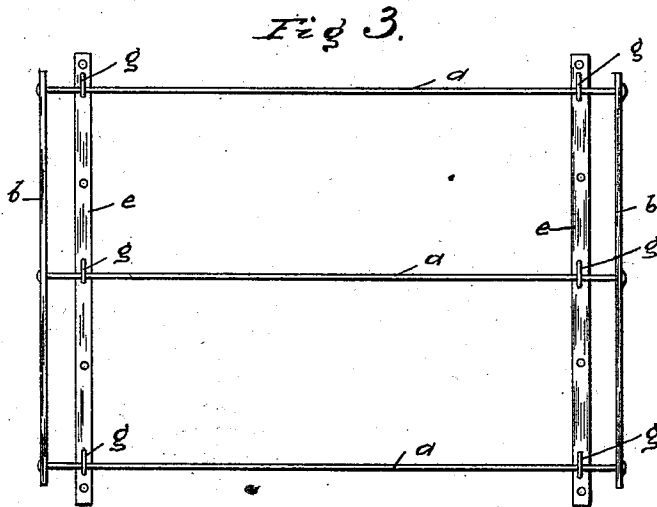


Fig. 3.

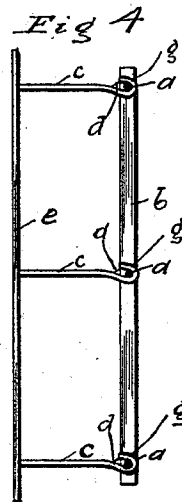


Fig. 4

Witnesses
M. H. L. King
James Ward

Inventor
Mary D. Wiedinger
By her Attorney
Louis K. Gilson

UNITED STATES PATENT OFFICE.

MARY D. WIEDINGER, OF CHICAGO, ILLINOIS.

WINDOW-GUARD.

SPECIFICATION forming part of Letters Patent No. 533,937, dated February 12, 1895.

Application filed March 30, 1894. Serial No. 505,733. (No model.)

To all whom it may concern:

Be it known that I, MARY D. WIEDINGER, a citizen of the United States, residing at Chicago, in the county of Cook and State of Illinois, have invented certain new and useful Improvements in Window-Guards; and I do declare the following to be a full, clear, and exact description of the invention, such as will enable others skilled in the art to which it appertains to make and use the same, reference being had to the accompanying drawings, and to the letters of reference marked thereon, which form a part of this specification.

My invention relates to guards adapted to protect children or plants from falling from a window and for use in strong form, as a support for window cleaners.

The invention consists of the use of a frame of ample length to cross any window of ordinary size and of hooks attached permanently to the window casing for carrying the frame, the hooks being provided with tongue pieces to prevent the easy disengagement therefrom of the frame.

In the accompanying drawings, Figure 1, is an elevation of a window and frame with my guard attached. Fig. 2, is a transverse, vertical section of the same. Fig. 3, is an elevation of the guard and supports independent of the window frame. Fig. 4, is a transverse, vertical section of the same.

The window casing is shown at *f*. The frame of the guard comprises the bars, *a, a, a*, which may be of any desired number, and the end pieces, *b, b*, into which the bars, *a*, are firmly secured. The length of the bars, *a*, is such that it is ample to extend entirely across any window unless it be of very unusual width. The rods, *c, c, c*, are securely set in the uprights, *e, e*, which are firmly attached to the window casing, the rods, *c*, projecting outward horizontally and being spaced apart to correspond with the spacing of the bars, *a, a, a*.

The outer end of the rods, *c, c, c*, are provided with up-turned hooks, *g, g, g*, adapted to receive the bars, *a*, and the mouths of these hooks are closed by the springs, *d, d, d*, in such manner that the bars, *a, a, a*, may freely pass them in entering the hooks but cannot leave the hooks until these springs are depressed. The length of the rods *c*, is such that their outer ends project beyond the face of the wall of the house.

The uprights, *e*, are provided with a sufficient number of screw holes to admit of their attachment to the window casing securely enough to resist any pressure which may be brought against the guard.

The device is easily detachable from the window casing and being of such size that it may be applied to any window, may be removed from house to house, and is consequently of great convenience to renters.

I claim as my invention and desire to protect by Letters Patent—

A window guard adapted to windows of different widths consisting of longitudinal rods, *a*, of sufficient length to over lap the widest window to which the guard is intended to be applied, and cross bars *b*, for rigidly connecting the bars *a*, in combination with rails *e*, for rigid attachment to the window casing in vertical position, and arms *c*, fixed in the rails *e*, so as to project outwardly from the window casing and having hooks at their outer ends for the engagement of the bars *a*, the arms *c*, and bars *a* being correspondingly spaced apart, substantially as described and for the purpose specified.

In testimony whereof I affix my signature in presence of two witnesses.

MARY D. WIEDINGER.

Witnesses:

LOUIS K. GILLSON,
M. H. L. WING.