



US00D511595S

(12) **United States Design Patent** (10) **Patent No.:** **US D511,595 S**  
**Bates** (45) **Date of Patent:** **\*\* Nov. 15, 2005**

(54) **STRAP FITTING FOR GIRTH STRAPS FOR SADDLES**

(75) Inventor: **Kenneth John Bates**, Darlington (AU)

(73) Assignee: **Hammersmith Nominees Pty Ltd.**, Perth (AU)

(\*\*) Term: **14 Years**

(21) Appl. No.: **29/213,044**

(22) Filed: **Sep. 10, 2004**

(30) **Foreign Application Priority Data**

Apr. 29, 2004 (AU) ..... 1628/2004

(51) **LOC (8) Cl.** ..... **30-04**

(52) **U.S. Cl.** ..... **D30/139**; 54/42.1

(58) **Field of Search** ..... D30/134, 135, D30/138-141, 153-54; 54/87, 23, 46.1, 44.1, 42.1, 38.1, 37.1, 69, 64, 34; 119/776, 783, 758, 797, 798, 801, 802-804, 863, 907; 242/405.2-405.3, 580; D7/393-94; D8/97, 300, 307, 321; 16/110.1, 413, 415-16, 419-20, 444; 482/129, 907, 910; D11/200, 201; 24/165, 178, 163 R, 308, 71 T, 359, 455, 196, 200, 169, 176, 182, 198

(56) **References Cited**

**U.S. PATENT DOCUMENTS**

119,112 A \* 9/1871 Borst ..... 54/38.1  
140,968 A \* 7/1873 Tompkins ..... 54/38.1  
173,481 A \* 2/1876 Lund ..... 54/87

288,614 A \* 11/1883 Boring ..... 54/69  
581,747 A \* 5/1897 Miller ..... 54/42.1  
762,278 A \* 6/1904 Clarkson ..... 54/69  
1,153,122 A \* 9/1915 Lear et al. .... 54/42.1  
1,503,715 A \* 8/1924 Schnitger ..... 54/23  
1,536,622 A \* 5/1925 Nichols ..... 24/698.2  
D96,861 S \* 9/1935 Schaffer ..... D11/200  
2,022,837 A \* 12/1935 Worcester ..... 54/46.1  
D161,175 S \* 12/1950 Halio ..... D11/201  
2,798,404 A \* 7/1957 Schaefer et al. .... 411/409  
D213,204 S \* 1/1969 Copley ..... D30/138  
D259,238 S \* 5/1981 Schenck, III ..... D8/307  
D344,430 S \* 2/1994 Raoult ..... D7/394  
5,749,325 A \* 5/1998 Albanese ..... 119/792  
6,334,262 B1 \* 1/2002 Ferrand ..... 33/511  
6,353,971 B1 \* 3/2002 Krawczyk ..... 16/412  
D456,237 S \* 4/2002 Sokurenko et al. .... D8/307

\* cited by examiner

*Primary Examiner*—Alan P. Douglas

*Assistant Examiner*—Susan M Lee

(74) *Attorney, Agent, or Firm*—Knobbe Martens Olson & Bear LLP

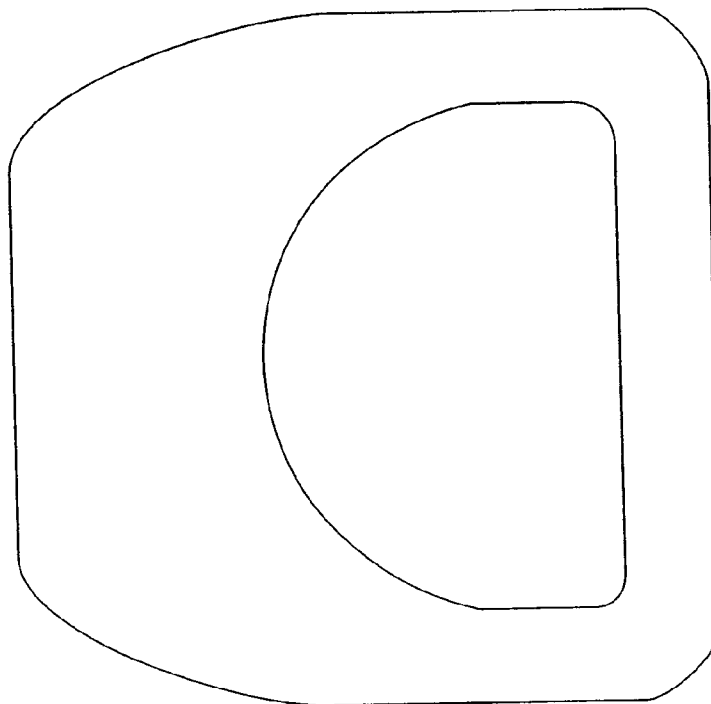
(57) **CLAIM**

The strap fitting for girth straps for saddles, as shown and described.

**DESCRIPTION**

FIG. 1 is a front view of the strap fitting (the rear view is a mirror image of the front view); and, FIG. 2 is a perspective view of the strap fitting.

**1 Claim, 1 Drawing Sheet**



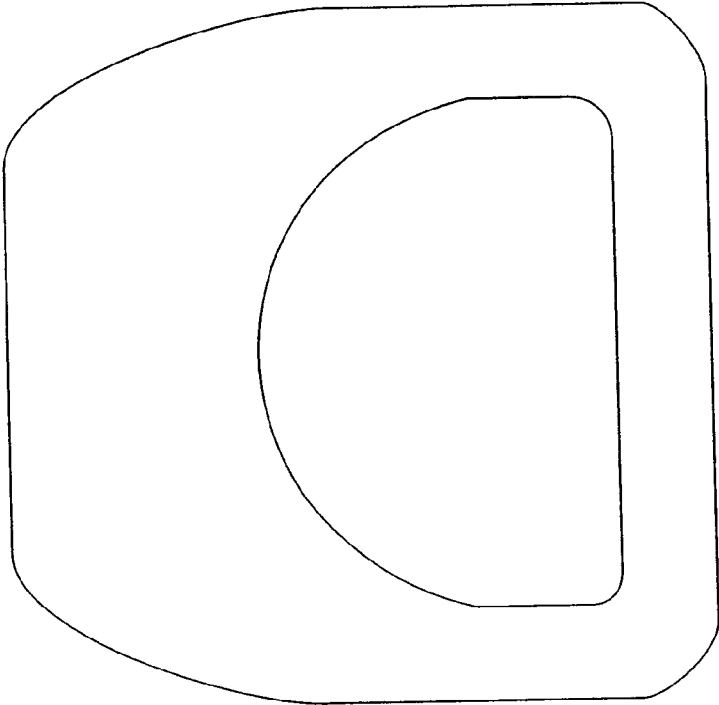


FIG. 1

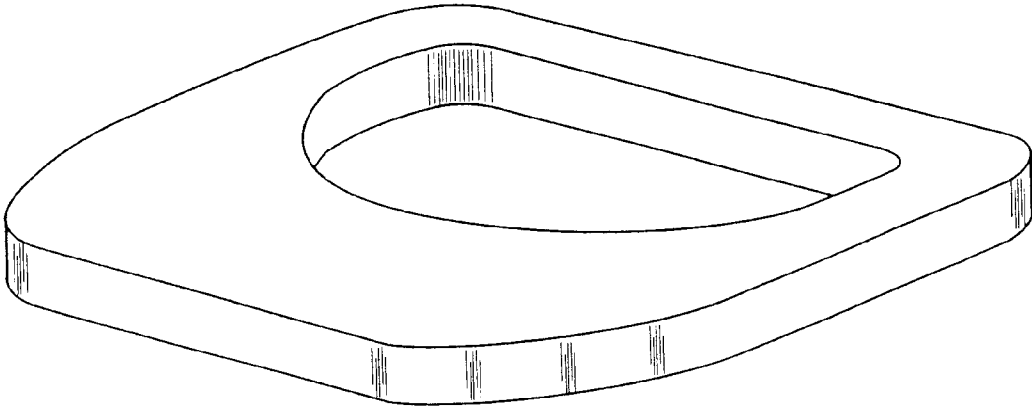


FIG. 2