



US00D577152S

(12) **United States Design Patent**
Ceva

(10) **Patent No.:** **US D577,152 S**

(45) **Date of Patent:** **** *Sep. 16, 2008**

(54) **HAIR CURLING IRON**

(75) Inventor: **Carlos José Ceva**, Buenos Aires (AR)

(73) Assignee: **Bayari Holdings S.A.**, Panama (PA)

(*) Notice: This patent is subject to a terminal disclaimer.

(**) Term: **14 Years**

(21) Appl. No.: **29/262,748**

(22) Filed: **Jul. 11, 2006**

(30) **Foreign Application Priority Data**

Jan. 25, 2006 (AR) 74685

(51) **LOC (8) Cl.** **28-03**

(52) **U.S. Cl.** **D28/35**

(58) **Field of Classification Search** D28/35-38;
132/223-269; 219/222, 225
See application file for complete search history.

(56) **References Cited**

U.S. PATENT DOCUMENTS

D281,823 S * 12/1985 Sherman D28/35

D299,278 S * 1/1989 Reeves et al. D28/35

D430,954 S * 9/2000 Gudefin D28/35
2003/0056803 A1 * 3/2003 Lin 132/232
2005/0098192 A1 * 5/2005 Cafaro 132/232

* cited by examiner

Primary Examiner—Jennifer Rivard

(74) *Attorney, Agent, or Firm*—Hughes Hubbard & Reed LLP

(57) **CLAIM**

The ornamental design for a hair curling iron, as shown and described.

DESCRIPTION

FIG. 1 is a perspective view of a hair curling iron showing my new design;

FIG. 2 is a front elevational view thereof;

FIG. 3 is a back elevational view thereof;

FIG. 4 is a left side view thereof;

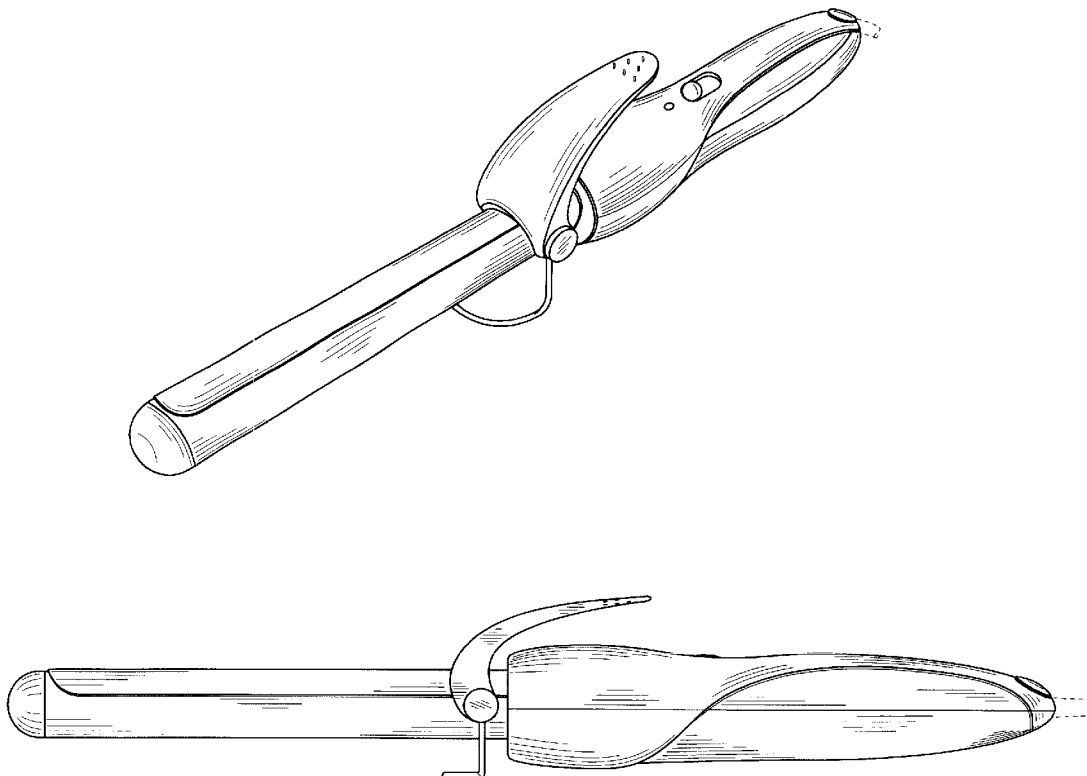
FIG. 5 is a right side elevational view thereof;

FIG. 6 is a top plan view thereof; and,

FIG. 7 is a bottom plan view of the hair curling iron with its top and bottom prongs in an closed position.

The broken lines in FIGS. 1 and 3-7 are shown for illustrative purposes only and form no part of the claimed design.

1 Claim, 3 Drawing Sheets



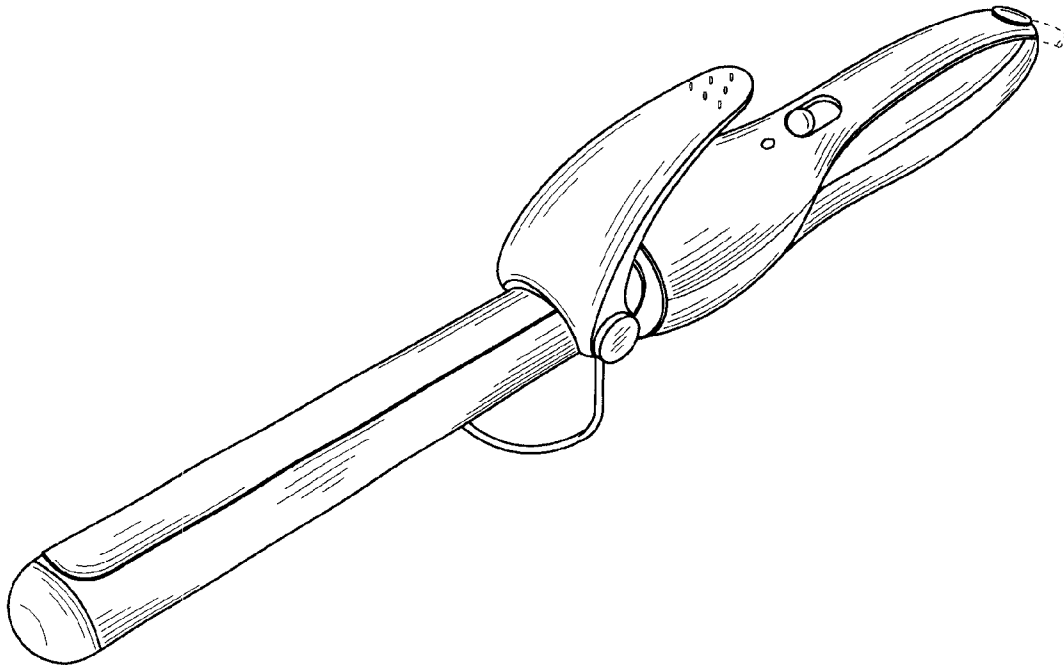


FIG. 1

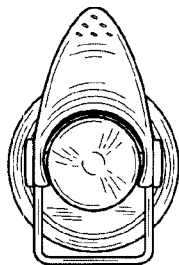


FIG. 2

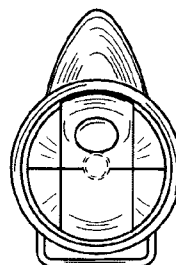


FIG. 3

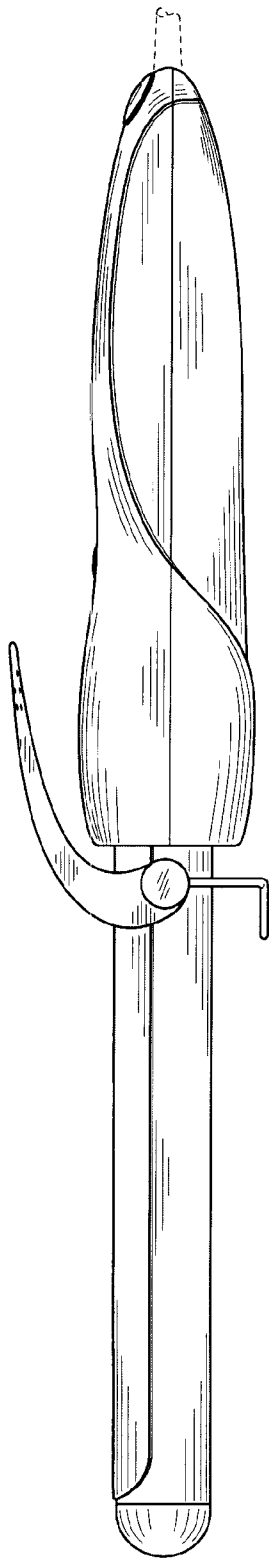


FIG. 4

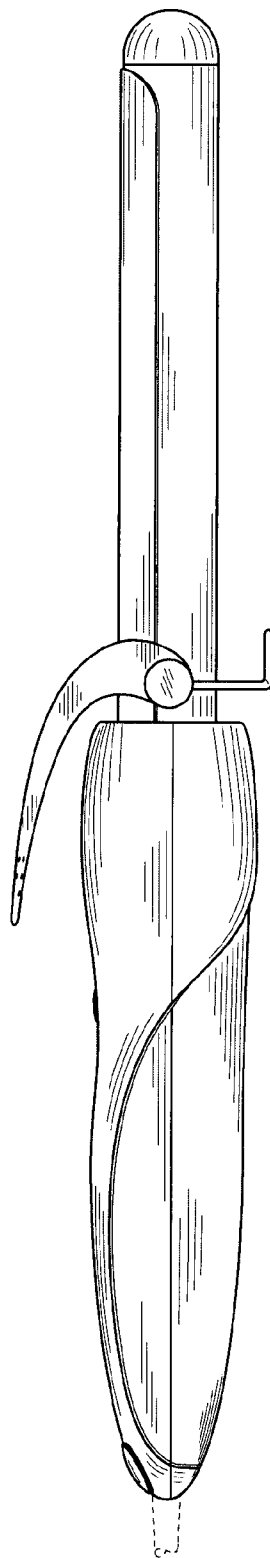


FIG. 5

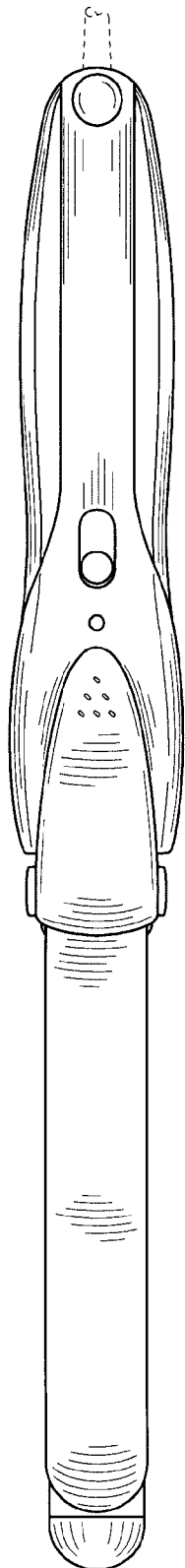


FIG. 6

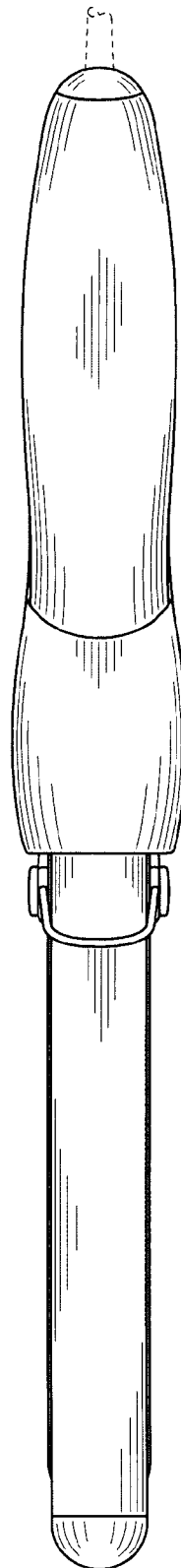


FIG. 7