



US00D345091S

United States Patent [19] Malone

[11] **Patent Number: Des. 345,091**
[45] **Date of Patent: ** Mar. 15, 1994**

- [54] **DOOR SECURITY BRACE**
- [76] **Inventor: Anthony Malone, 2884 Highway 594, Monroe, La. 71203**
- [**] **Term: 14 Years**
- [21] **Appl. No.: 875,153**
- [22] **Filed: Apr. 28, 1992**
- [52] **U.S. Cl. D8/331**
- [58] **Field of Search D8/330-331, D8/343; 292/288-289, 300, 291-292**

- [56] **References Cited**
- U.S. PATENT DOCUMENTS**
- 2,151,587 3/1939 Cassileth 292/288
- 2,692,157 10/1954 Soderberg 292/288
- 4,082,334 4/1978 Volta et al. 292/288
- 4,575,140 3/1986 Dargis 292/288
- 4,955,648 9/1990 Miller 292/288

Primary Examiner—Brian N. Vinson
Attorney, Agent, or Firm—Brady, O'Boyle & Gates

[57] **CLAIM**

The ornamental design for a door security brace, as shown and described.

DESCRIPTION

FIG. 1 is a top, front, and right side perspective view of a door security brace showing my new design, the broken-line disclosure of a fragment of a door and frame being for illustrative purposes only and forming no part of the claimed design;

FIG. 2 is an enlarged front elevational view thereof;

FIG. 3 is an enlarged top plan view thereof;

FIG. 4 is an enlarged bottom plan view thereof;

FIG. 5 is an enlarged left side elevational view thereof; and,

FIG. 6 is an enlarged right side elevational view thereof.

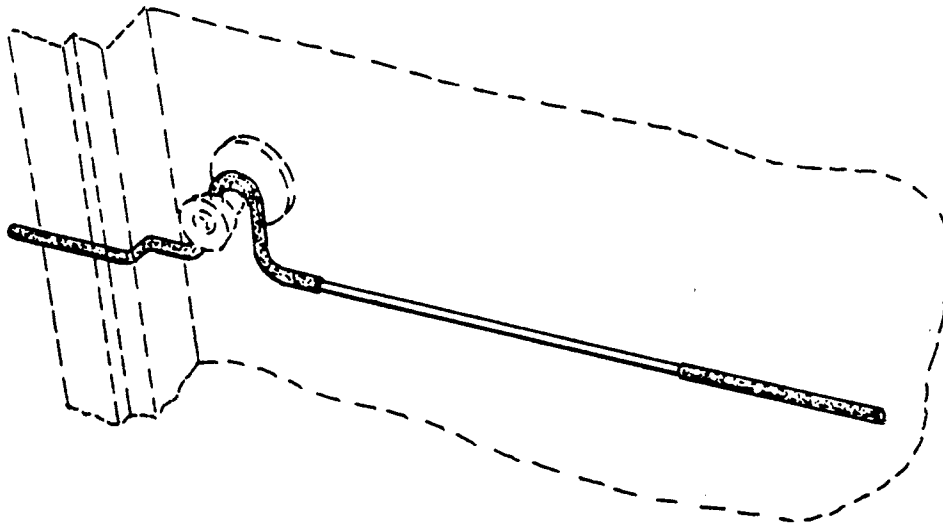


FIG. 1

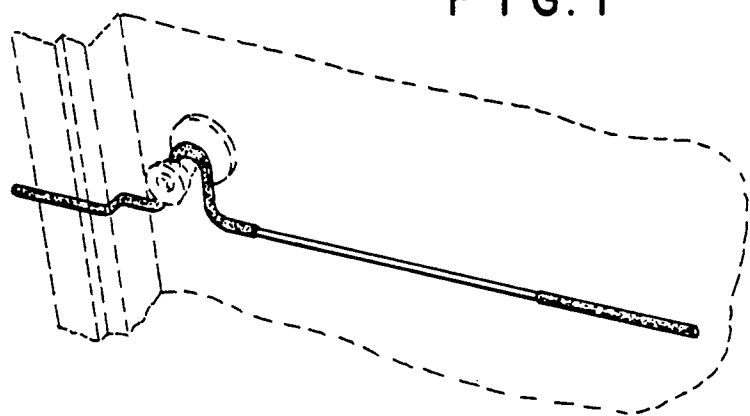


FIG. 2

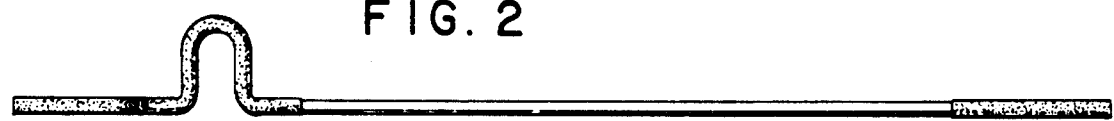


FIG. 3




FIG. 4




FIG. 5



FIG. 6

