



US00D480652S

(12) **United States Design Patent** (10) **Patent No.:** **US D480,652 S**
Streltsov (45) **Date of Patent:** **** Oct. 14, 2003**

(54) **WATCH CASING AND PORTION OF A STRAP**

D411,115 S * 6/1999 Houlihan et al. D10/30

OTHER PUBLICATIONS

(75) Inventor: **Sergei Streltsov**, London (GB)

Timex 2003 catalog, p. 29 Styles T54281, T54291, and T54301 and p. 31 Style T54631.

(73) Assignee: **Timex Group B.V.** (NL)

* cited by examiner

(**) Term: **14 Years**

Primary Examiner—Nelson C. Holtje

(21) Appl. No.: **29/174,988**

(74) *Attorney, Agent, or Firm*—Carmody & Torrance LLP

(22) Filed: **Jan. 28, 2003**

(57) **CLAIM**

(51) **LOC (7) Cl.** **10-02**

The ornamental design for a watch casing and portion of a strap, as shown and described.

(52) **U.S. Cl.** **D10/30**

(58) **Field of Search** D10/30-39, 122-132;
368/82-84, 239-242, 280-282, 276, 277,
10-11

DESCRIPTION

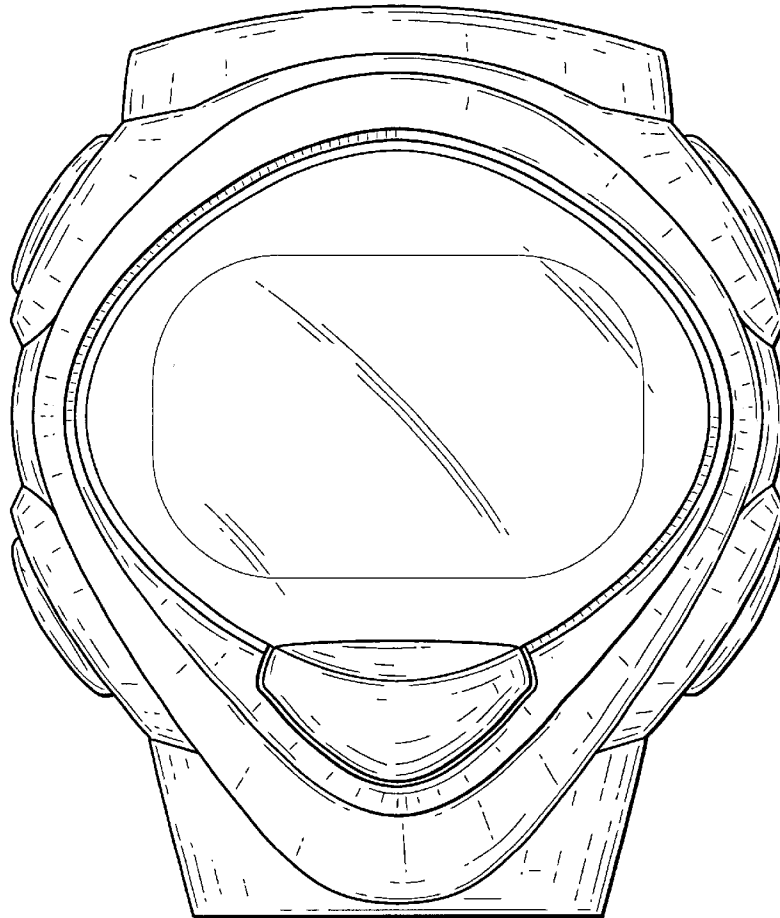
(56) **References Cited**

U.S. PATENT DOCUMENTS

- D324,827 S * 3/1992 Morishima D10/30
- D349,246 S * 8/1994 Nakai D10/38
- D355,376 S * 2/1995 Nakai D10/38
- D382,818 S * 8/1997 Houlihan D10/30

FIG. 1 is a top plan view of a watch casing and portion of a strap showing my new design;
FIG. 2 is a left side elevational view thereof;
FIG. 3 is a right side elevational view thereof;
FIG. 4 is a first end elevational view thereof;
FIG. 5 is a second end elevational view thereof; and,
FIG. 6 is a bottom plan view.

1 Claim, 5 Drawing Sheets



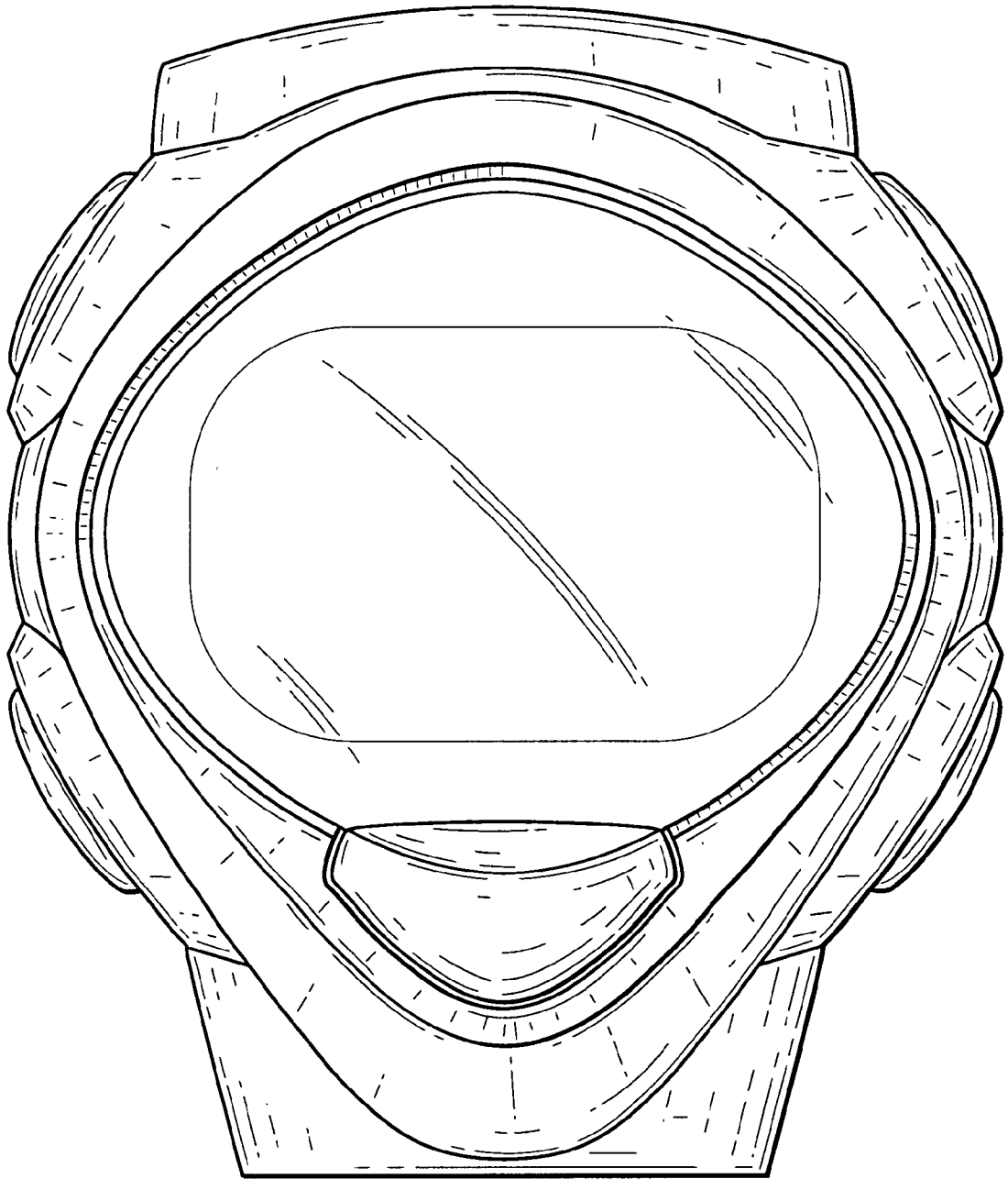


FIG. 1

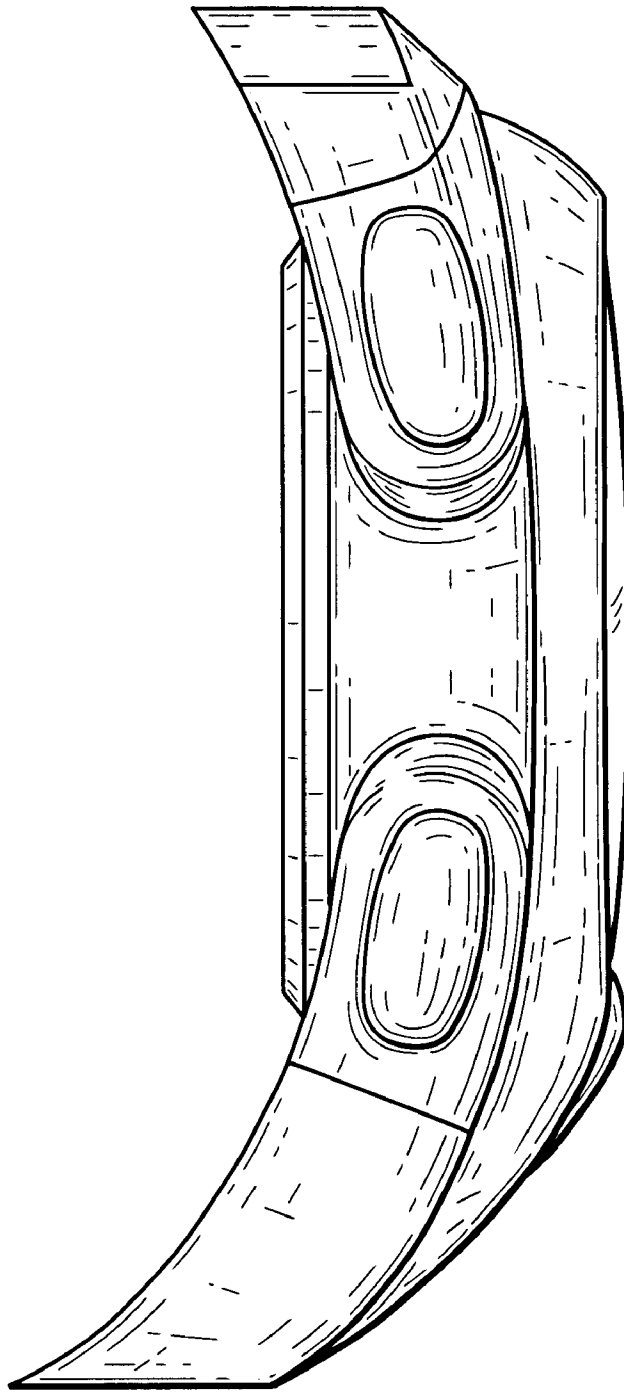


FIG. 2




FIG. 3

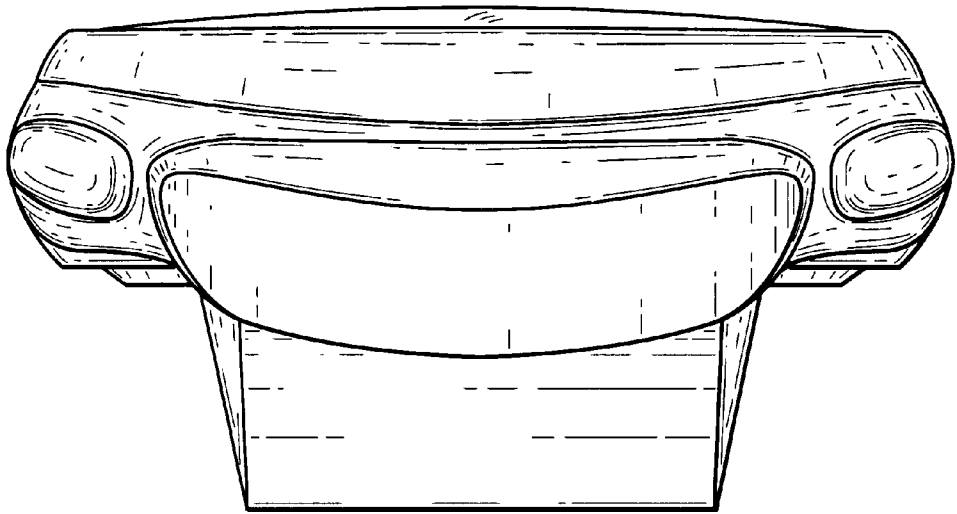


FIG. 4

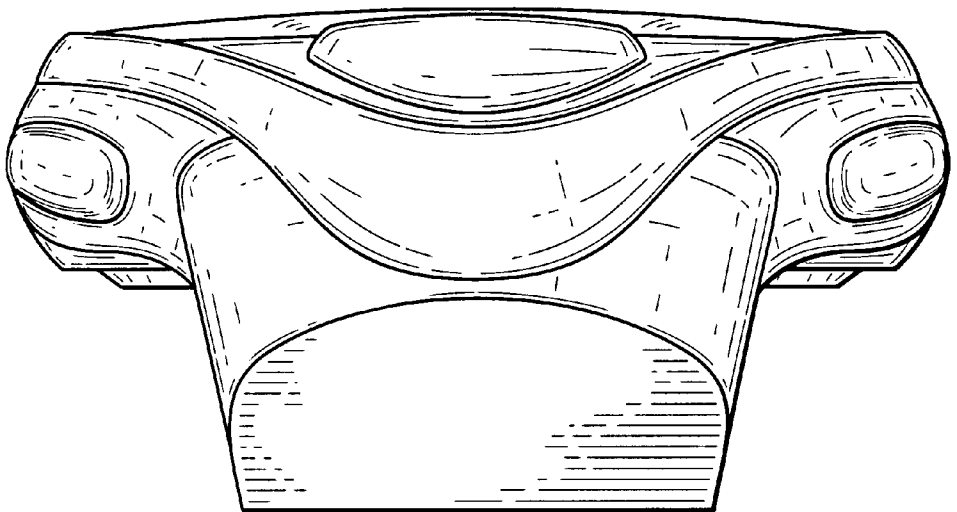


FIG. 5

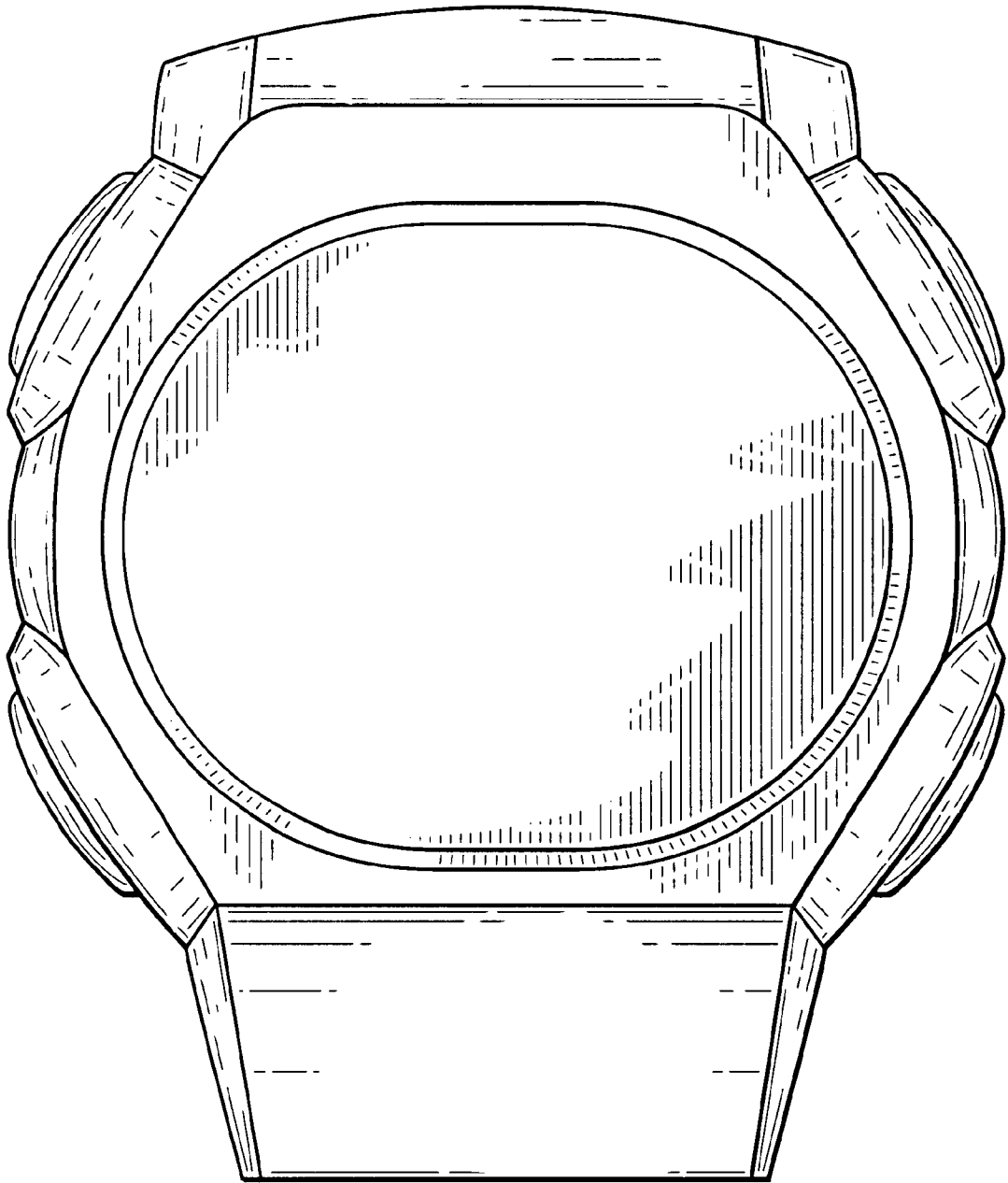


FIG. 6