

[54] HUMIDITY AND TEMPERATURE METER

[75] Inventor: Timo Toivonen, Espoo, Finland

[73] Assignee: Vaisala Oy, Finland

[\*\*] Term: 14 Years

[21] Appl. No.: 241,128

[22] Filed: Sep. 6, 1988

[30] Foreign Application Priority Data

Mar. 3, 1988 [FI] Finland ..... 183/88

[52] U.S. Cl. .... D10/52

[58] Field of Search ..... D10/49, 50, 51, 52,  
D10/56, 57; 73/335, 336, 336.5, 337, 337.5, 338,  
338.3, 338.5; 324/61 R, 65 R; 374/165, 170,  
194, 208, 209

[56] References Cited

U.S. PATENT DOCUMENTS

D. 229,968 1/1974 Williams ..... D10/46  
D. 255,335 6/1980 Joslin et al. .... D10/56  
D. 300,727 4/1989 Fukushima ..... D10/52  
3,855,863 12/1974 Kuehn et al. .... 73/336 X  
4,444,990 4/1984 Villar ..... 374/208 X

4,572,365 2/1986 Bruno et al. .... 374/209 X  
4,619,271 10/1986 Burger et al. .... 374/209 X

OTHER PUBLICATIONS

Wahl Digital Heat-Prober Thermometer, Maxi-Temp.  
8/76, cover.

Pacer Industries, Inc., Model: HTA 4200, 8/10/82,  
cover.

Extech, Electronic Hygro-Thermometer, 1987, p. 8.

Primary Examiner—Nelson C. Holtje

Assistant Examiner—Antoine D. Davis

Attorney, Agent, or Firm—Steinberg & Raskin

[57] CLAIM

The ornamental design for a humidity and temperature meter, as shown and described.

DESCRIPTION

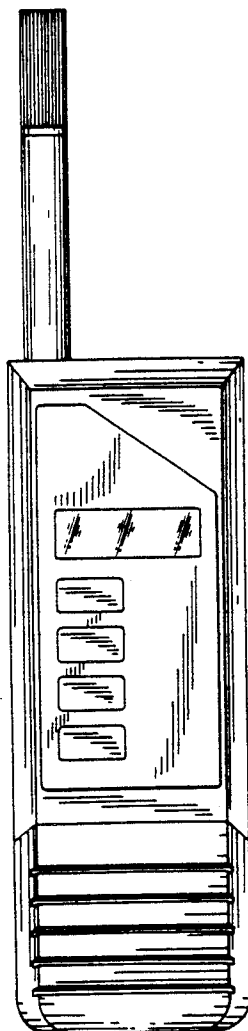
FIG. 1 is a front elevation view of a humidity and temperature meter showing my new design;

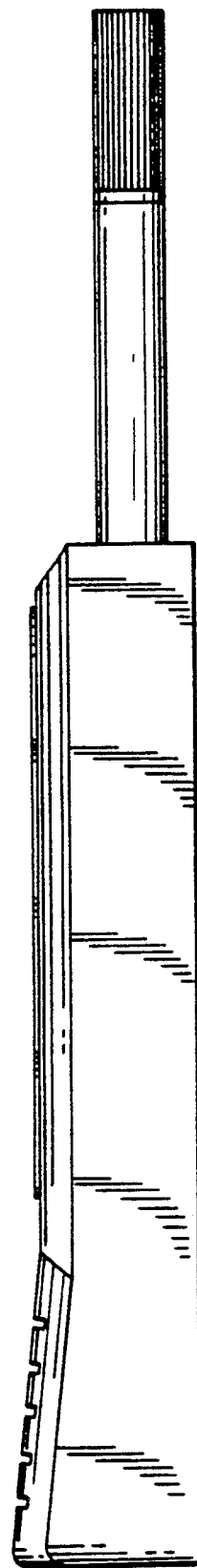
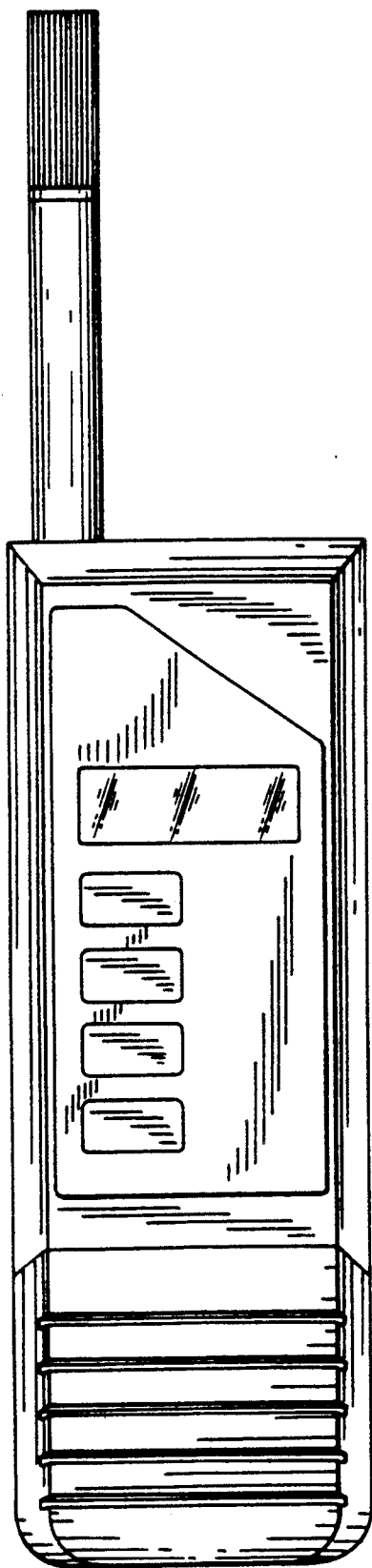
FIG. 2 is a right side elevational view, the left side elevational view being a mirror image;

FIG. 3 is a top plan view;


FIG. 4 is a rear elevational view; and

FIG. 5 is a bottom plan view thereof.


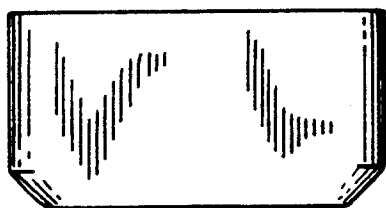




*FIG. 3*



*FIG. 5*



*FIG. 4*