

A. B. Sweetland,

Refrigerator.

No. 102064.

Patented Apr. 19. 1870.

Fig. 1. y

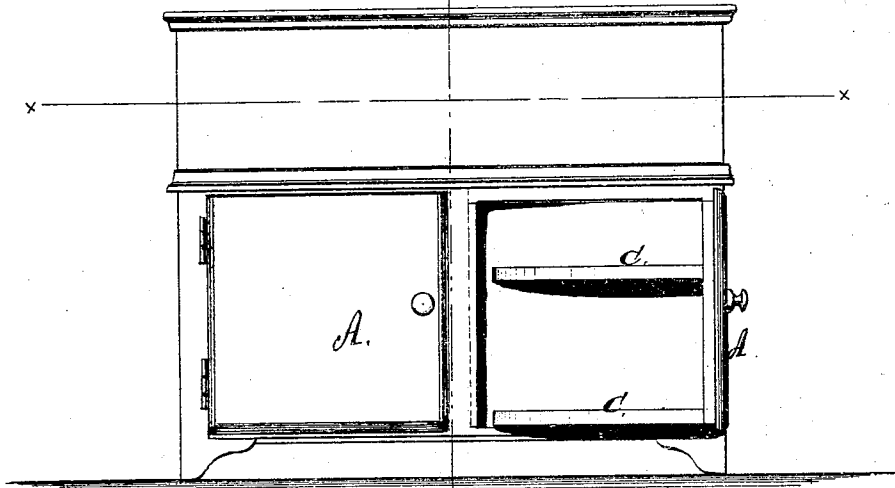


Fig. 2. y

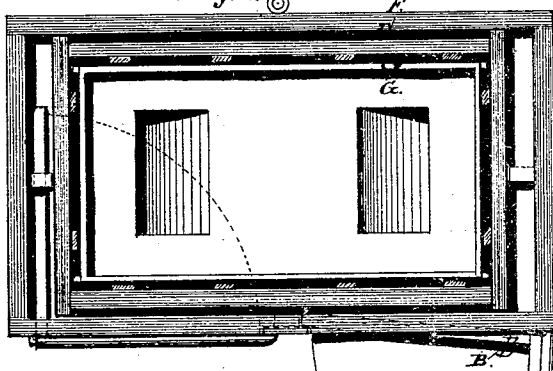
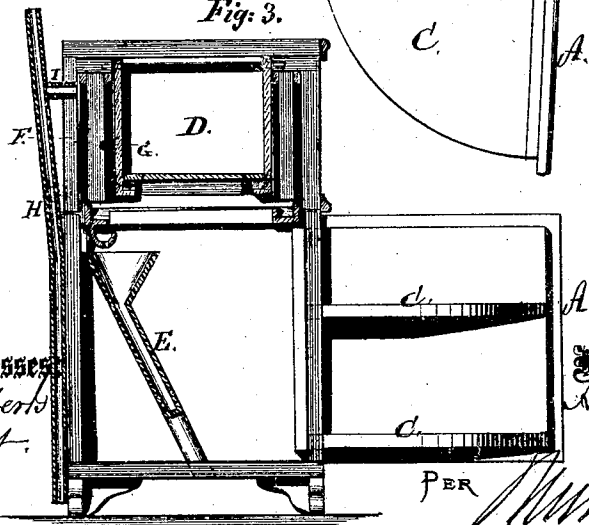


Fig. 3.



Witnesses:
Alex. T. Roberts
A. W. East.

Inventor:
A. B. Sweetland

PER

Attorneys.

UNITED STATES PATENT OFFICE.

ANTHONY B. SWEETLAND, OF FITCHBURG, MASSACHUSETTS, ASSIGNOR TO HIMSELF AND JAMES DALEY, OF SAME PLACE.

IMPROVED REFRIGERATOR.

Specification forming part of Letters Patent No. **102,064**, dated April 19, 1870.

To all whom it may concern:

Be it known that I, ANTHONY B. SWEETLAND, of Fitchburg, in the county of Worcester and State of Massachusetts, have invented a new and useful Improvement in Refrigerators; and I do hereby declare that the following is a full, clear, and exact description thereof, which will enable others skilled in the art to make and use the same, reference being had to the accompanying drawings, forming part of this specification.

This invention relates to a new and useful improvement in refrigerators for keeping food (or articles designed for food) at a low temperature, and consequently from decay; and it consists in providing the refrigerator with double doors, which swing simultaneously with each other, and in the arrangement of the shelves thereon, and in the method of disposing of the gases and providing for ventilation, as hereinafter more fully described.

In the accompanying drawings, Figure 1 is a front view with one of the doors open. Fig. 2 is a horizontal section of Fig. 1 on the line *x x*. Fig. 3 is a vertical section of Fig. 1 on the line *y y*.

Similar letters of reference indicate corresponding parts.

In this example of my invention the refrigerator is made with two front outside doors, each door having another inside door or shutter connected therewith at right angles, so that when the outer door is opened the inner door closes the front and excludes the outer air, as seen in Fig. 2.

A is the outer door, and B is the inner door.

C represents the shelves, which are made to fit the angle formed by the combined doors,

the outer edges of the shelves forming arcs of circles described from the center of the hinge of the door. By this arrangement, when the outer door is opened, the shelves attached thereto are (with the article on the shelves) withdrawn from the refrigerator, and the inner door closes the aperture, thus preventing the escape of the cold air and the entrance of the warmer air from the outside.

D is the ice-chamber, directly over the shelves, with openings into the space beneath for the descent of the cold air. The water from the ice passes to the center, and is discharged from the pipe E. There are two air-spaces, F and G, around the ice-box. The outer one, F, is for conveying the warm air and gases from the inside to an outside pipe, H, through the tube I, which pipe is open at both ends, and arranged so that a draft is created through it, which carries upward the warm air and gases from the interior. The inner space, G, around the ice-chamber, allows the cold air to descend.

The advantages of this arrangement must be obvious to all.

Having thus described my invention, I claim as new and desire to secure by Letters Patent—

1. In combination with a refrigerator having ice-box D, the doors A B, provided with shelves C, as and for the purpose specified.

2. The outside space, F, around the ice-chamber, tube I, and the outside pipe, H, combined and operating substantially as and for the purposes described.

ANTHONY B. SWEETLAND.

Witnesses:

CHARLES E. LOCKE,
G. G. RUGGLES.