



(86) Date de dépôt PCT/PCT Filing Date: 2005/02/22  
(87) Date publication PCT/PCT Publication Date: 2005/10/13  
(85) Entrée phase nationale/National Entry: 2006/08/28  
(86) N° demande PCT/PCT Application No.: EP 2005/001814  
(87) N° publication PCT/PCT Publication No.: 2005/094828  
(30) Priorité/Priority: 2004/03/02 (EP04100830.1)

(51) Cl.Int./Int.Cl. *A61K 31/506* (2006.01),  
*A61P 25/08* (2006.01), *A61P 25/22* (2006.01),  
*A61P 25/24* (2006.01), *C07D 239/38* (2006.01)

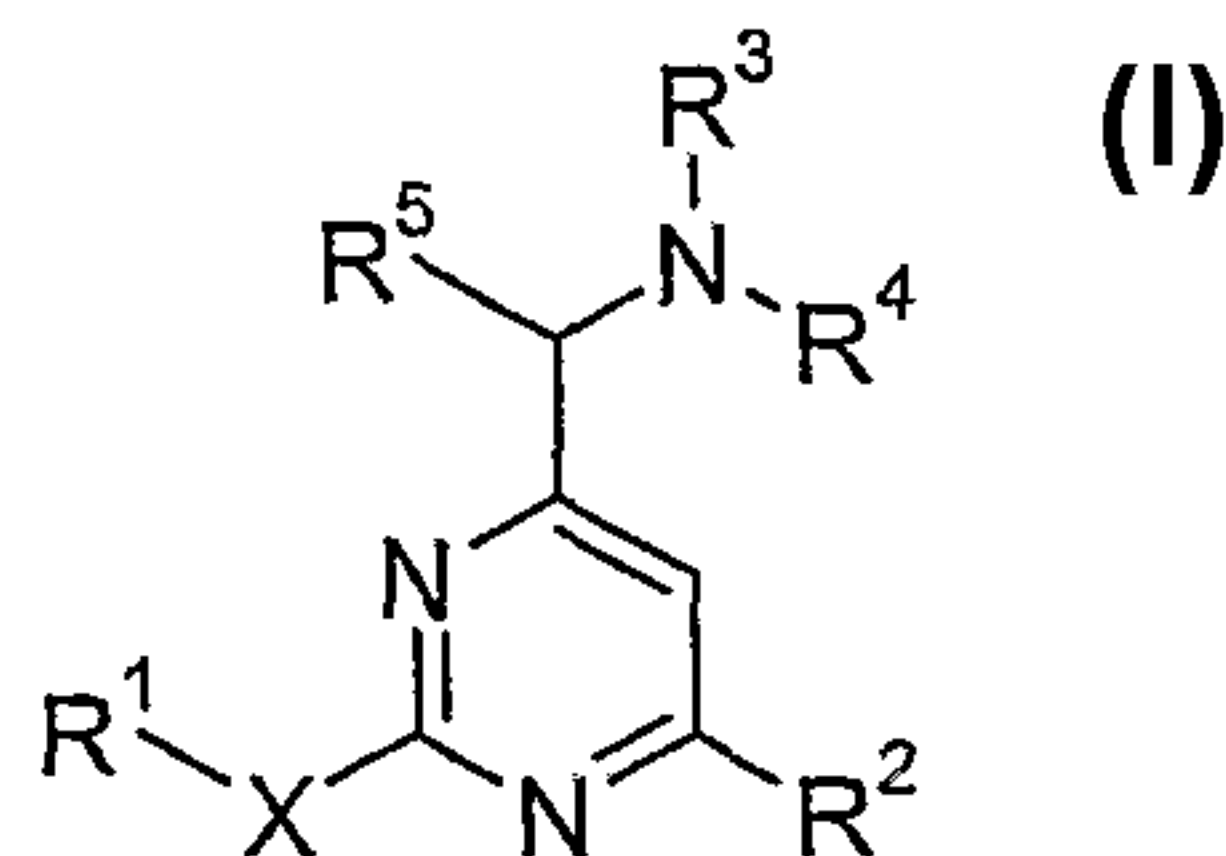
(71) Demandeur/Applicant:  
F. HOFFMANN-LA ROCHE AG, CH

(72) Inventeurs/Inventors:  
MALHERBE, PARI, CH;  
MASCIADRI, RAFFAELLO, CH;  
PRINSSEN, ERIC, FR;  
SPOOREN, WILL, FR;  
THOMAS, ANDREW WILLIAM, CH

(74) Agent: BORDEN LADNER GERVAIS LLP

(54) Titre : DERIVES DE 4-(SULFANYL-PYRIMIDINE-4-YLMETHYLE)-MORPHOLINE ET COMPOSES ASSOCIES  
UTILISES EN TANT QUE LIGANDS RECEPTEURS GABA DANS LE TRAITEMENT DE L'ANXIETE, DE LA  
DEPRESSION ET DE L'EPILEPSIE

(54) Title: 4- (SULFANYL-PYRIMIDIN-4-YLMETHYL) -MORPHOLINE DERIVATIVES AND RELATED COMPOUNDS AS  
GABA RECEPTOR LIGANDS FOR THE TREATMENT OF ANXIETY, DEPRESSION AND EPILEPSY

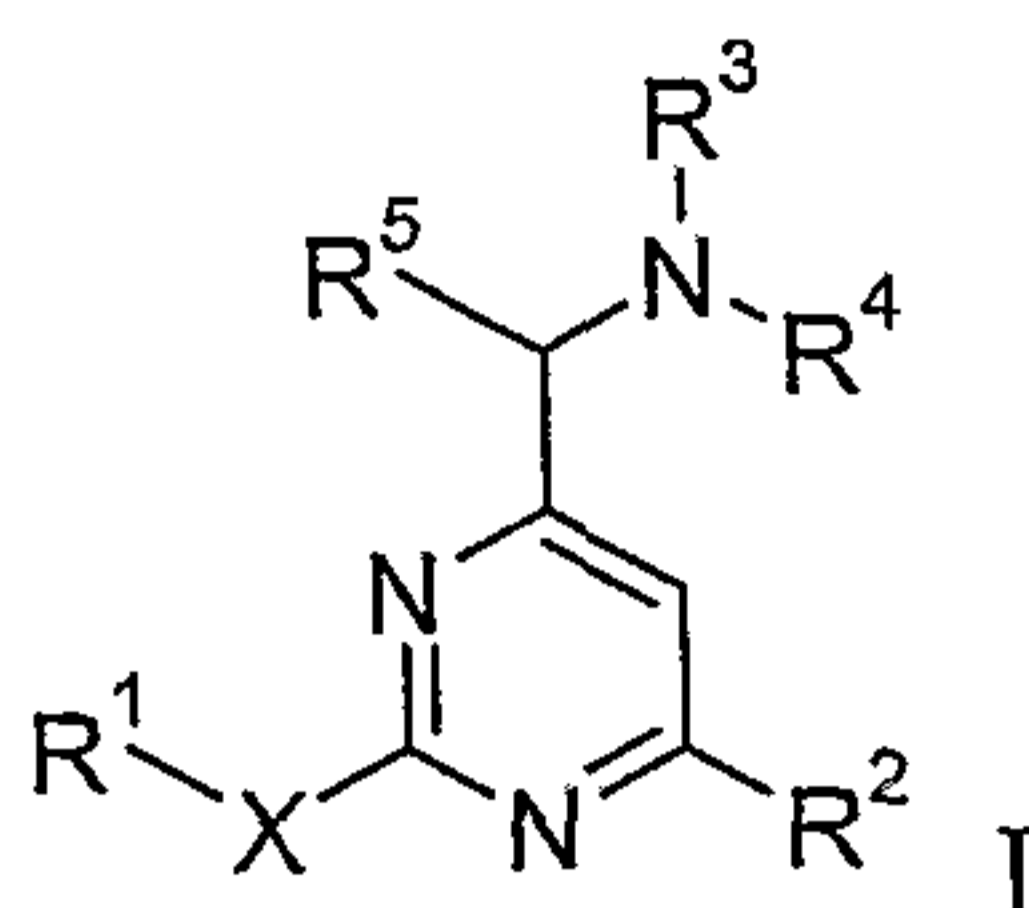


(57) Abrégé/Abstract:

The present invention relates to compounds of Formula (I) wherein X is -S- or -NH-; R<sup>1</sup> is alkyl, alkenyl, arylalkyl, arylalkenyl or aryl-O-alkyl, wherein the aryl groups are optionally substituted by one or more substituents, selected from the group consisting of lower alkyl, lower alkoxy, halogen or lower halogen-alkyl; R<sup>2</sup> is hydrogen, lower alkyl or cycloalkyl; R<sup>3</sup>/R<sup>4</sup> may form together with the N-atom to which they are attached a non aromatic 5, 6 or 7 membered ring, which may contain in addition to the N-atom one additional heteroatom selected from the group consisting of O, S or N, and wherein the ring is optionally substituted by hydroxy, lower alkyl, lower alkoxy, -NR<sub>2</sub>, -CONR<sub>2</sub>, -CO-lower alkyl or benzyl; or may form together with the N-atom to which they are attached a heterocyclic ring system, containing at least two rings and which may contain one or two additional heretoatoms, selected from the group consisting of N or O; R is hydrogen or lower alkyl; R<sup>5</sup> is hydrogen or lower alkyl; and to pharmaceutically suitable acid addition salts thereof. It has been found that the compounds are active on the GABA<sub>B</sub> receptor and therefore useful for the treatment of anxiety, depression, epilepsy, schizophrenia, cognitive disorders, spasticity and skeletal muscle rigidity, spinal cord injury, multiple sclerosis, amyotrophic lateral sclerosis, cerebral palsy, neuropathic pain and craving associated with cocaine and nicotine, psychosis, panic disorder, posttraumatic stress disorders or gastro-intestinal disorders.

Abstract

The present invention relates to compounds of formula



5

wherein

X is -S- or -NH-;

R<sup>1</sup> is alkyl, alkenyl, arylalkyl, arylalkenyl or aryl-O-alkyl, wherein the aryl groups are optionally substituted by one or more substituents, selected from the group consisting of lower alkyl, lower alkoxy, halogen or lower halogen-alkyl;

10

R<sup>2</sup> is hydrogen, lower alkyl or cycloalkyl;

R<sup>3</sup>/R<sup>4</sup> may form together with the N-atom to which they are attached a non aromatic 5, 6 or 7 membered ring, which may contain in addition to the N-atom one additional heteroatom selected from the group consisting of O, S or N, and wherein the ring is optionally substituted by hydroxy, lower alkyl, lower alkoxy, -NR<sub>2</sub>, -CONR<sub>2</sub>, -CO-lower alkyl or benzyl; or may form together with the N-atom to which they are attached a heterocyclic ring system, containing at least two rings and which may contain one or two additional heteroatoms, selected from the group consisting of

15

20

N or O;

R is hydrogen or lower alkyl;

R<sup>5</sup> is hydrogen or lower alkyl;

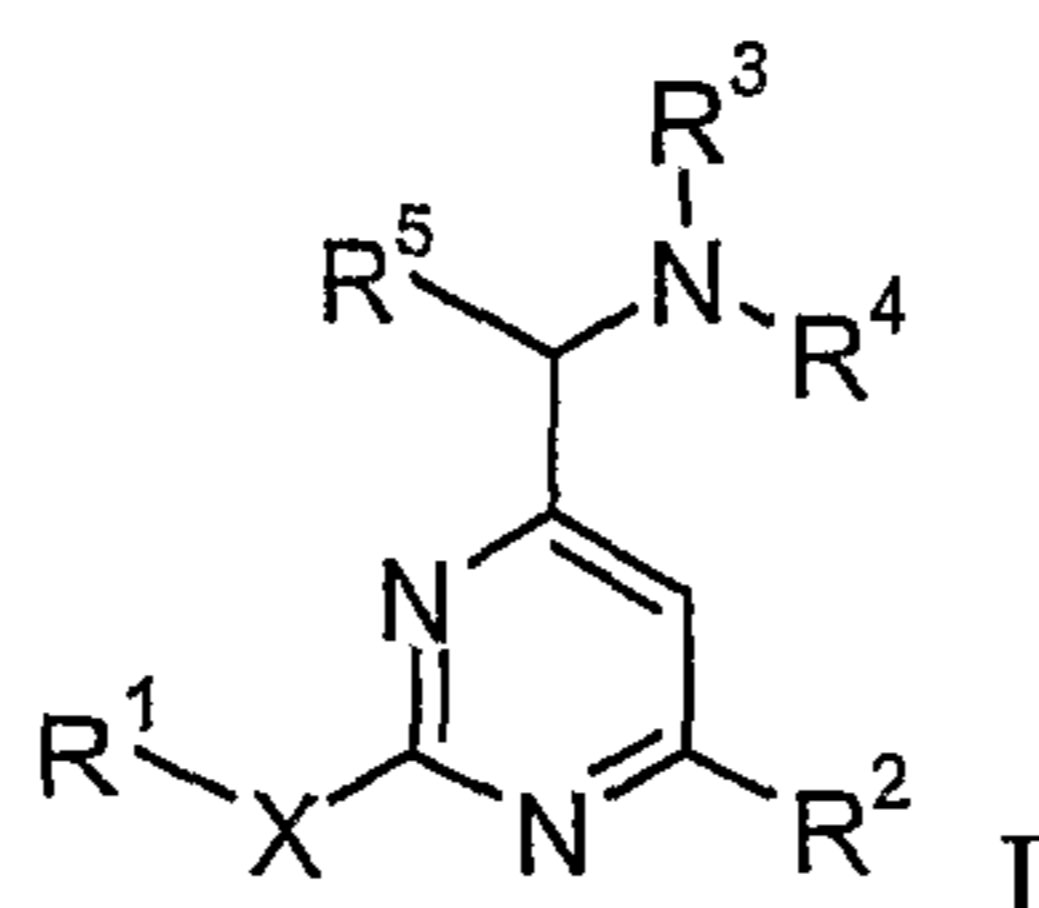
and to pharmaceutically suitable acid addition salts thereof.

It has been found that the compounds are active on the GABA<sub>B</sub> receptor and therefore useful for the treatment of anxiety, depression, epilepsy, schizophrenia, cognitive disorders, spasticity and skeletal muscle rigidity, spinal cord injury, multiple sclerosis, amyotrophic lateral sclerosis, cerebral palsy, neuropathic pain and craving associated with cocaine and nicotine, psychosis, panic disorder, posttraumatic stress disorders or gastro-intestinal disorders.

30

4- (SULFANYL-PYRIMIDIN-4-YLMETHYL) -MORPHOLINE DERIVATIVES AND RELATED COMPOUNDS AS GABA RECEPTOR LIGANDS FOR THE TREATMENT OF ANXIETY, DEPRESSION AND EPILEPSY

The present invention relates to compounds of formula



5 wherein

- X is -S- or -NH-;
- R<sup>1</sup> is alkyl, alkenyl, arylalkyl, arylalkenyl or aryl-O-alkyl, wherein the aryl groups are optionally substituted by one or more substituents, selected from the group consisting of lower alkyl, lower alkoxy, halogen or lower halogen-alkyl;
- 10 R<sup>2</sup> is hydrogen, lower alkyl or cycloalkyl;
- R<sup>3</sup>/R<sup>4</sup> may form together with the N-atom to which they are attached a non aromatic 5, 6 or 7 membered ring, which may contain in addition to the N-atom one additional heteroatom selected from the group consisting of O, S or N, and wherein the ring is optionally substituted by hydroxy, lower alkyl,
- 15 lower alkoxy, -NR<sub>2</sub>, -CONR<sub>2</sub>, -CO-lower alkyl or benzyl; or may form together with the N-atom to which they are attached a heterocyclic ring system, containing at least two rings and which may contain one or two additional heteroatoms, selected from the group consisting of N or O;
- 20 R<sup>5</sup> is hydrogen or lower alkyl;
- R is hydrogen or lower alkyl;
- and to pharmaceutically suitable acid addition salts thereof.

The compounds of formula I and their salts are distinguished by valuable therapeutic  
25 properties. It has been found that the compounds are active on the GABA<sub>B</sub> receptor.

$\gamma$ -Aminobutyric acid (GABA), the most abundant inhibitory neurotransmitter, activates both ionotropic GABA<sub>A/C</sub> and metabotropic GABA<sub>B</sub> receptors (*Hill and Bowery,*

POP/21.10.2004

*Nature*, 290, 149-152, 1981). GABA<sub>B</sub> receptors that are present in most regions of the mammalian brain on presynaptic terminals and postsynaptic neurons are involved in the fine-tuning of inhibitory synaptic transmission. Presynaptic GABA<sub>B</sub> receptors through modulation of high-voltage activated Ca<sup>2+</sup> channels (P/Q- and N-type) inhibit the release  
5 of many neurotransmitters. Postsynaptic GABA<sub>B</sub> receptors activates G-protein coupled inwardly rectifying K<sup>+</sup> (GIRK) channel and regulates adenylyl cyclase (*Billinton et al., Trends Neurosci.*, 24, 277-282, 2001; *Bowery et al., Pharmacol. Rev.*, 54, 247-264, 2002). Since the GABA<sub>B</sub> receptors are strategically located to modulate the activity of various neurotransmitter systems, GABA<sub>B</sub> receptor ligands hence could have potential use as  
10 therapeutics in the treatment of anxiety, depression, epilepsy, schizophrenia and cognitive disorders (*Vacher and Bettler, Curr. Drug Target, CNS Neurol. Disord.* 2, 248-259, 2003; *Bettler et al., Physiol Rev.* 84, 835-867, 2004).

Native GABA<sub>B</sub> receptors are heteromeric structures composed of two types of subunits, GABA<sub>B</sub>R1 and GABA<sub>B</sub>R2 subunits (*Kaupmann et al., Nature*, 386, 239-246,  
15 1997 and *Nature*, 396, 683-687, 1998). The structure of GABA<sub>B</sub>R1 and R2 show that they belong to a family of G-protein coupled receptors (GPCRs) called family 3. Other members of the family 3 GPCRs include the metabotropic glutamate (mGlu1-8), calcium-sensing, vomeronasal, pheromone and putative taste receptors (*Pin et al., Pharmacol. Ther.* 98, 325-354, 2003). The family 3 receptors (including GABA<sub>B</sub> receptors)  
20 are characterized by two distinctly separated topological domains: an exceptionally long extracellular amino-terminal domain (ATD, 500-600 amino acids), which contains a venus flytrap module for the agonist binding (orthosteric site) (*Galvez et al., J. Biol. Chem.*, 275, 41166-41174, 2000) and the 7TM helical segments plus intracellular carboxyl-terminal domain that is involved in receptor activation and G-protein coupling.  
25 The mechanism of receptor activation by agonist in GABA<sub>B</sub>R1R2 heterodimer is unique among the GPCRs. In the heteromer, only GABA<sub>B</sub>R1 subunit binds to GABA, while the GABA<sub>B</sub>R2 is responsible for coupling and activation of G-protein (*Havlickova et al., Mol. Pharmacol.* 62, 343-350, 2002; *Kniazeff et al., J. Neurosci.*, 22, 7352-7361, 2002).

*Schuler et al., Neuron*, 31, 47-58, 2001 have demonstrated that the GABA<sub>B</sub>R1 knock-  
30 out (KO) mice exhibit spontaneous seizures and hyperalgesia. These KO mice have lost all the biochemical and electrophysiological GABA<sub>B</sub> responses. Interestingly, the GABA<sub>B</sub>R1 KO mice were more anxious in two anxiety paradigm, namely the light-dark box (decreased time in light) and staircase tests (decreased rears and steps climbed). They showed a clear impairment of passive avoidance performance model indicating impaired  
35 memory processes. The GABA<sub>B</sub>R1 KO also displayed increased hyperlocomotion and hyperactivity in new environment. The GABA<sub>B</sub>R1 gene is mapped to chromosome

6p21.3, which is within the HLA class I, a region with linkage for schizophrenia, epilepsy and dyslexia (*Peters et al., Neurogenetics, 2, 47-54, 1998*). *Mondabon et al., Am. J. Med. Genet 122B/1, 134, 2003* have reported about a weak association of the Ala20Val polymorphism of GABA<sub>B</sub>R1 gene with schizophrenia. Moreover, *Gassmann et al., J Neurosci. 24, 6086-6097, 2004* has shown that GABA<sub>B</sub>R2KO mice suffer from spontaneous seizures, hyperalgesia, hyperlocomotor activity and severe memory impairment, comparable to GABA<sub>B</sub>R1KO mice. Therefore, heteromeric GABA<sub>B</sub> R1R2 receptors are responsible for these phenotypes.

Baclofen (Lioresal $\theta$ ,  $\beta$ -chlorophenyl GABA), a selective GABA<sub>B</sub> receptor agonist with EC<sub>50</sub> = 210 nM at native receptor, is the only ligand, which has been used since 1972 in clinical study for the treatment of spasticity and skeletal muscle rigidity in patients following spinal cord injury, multiple sclerosis, amyotrophic lateral sclerosis, cerebral palsy. Most of the preclinical and clinical studies conducted with baclofen and GABA<sub>B</sub> receptor agonists were for the treatment of neuropathic pain and craving associated with cocaine and nicotine (*Misgeld et al., Prog. Neurobiol. 46, 423-462, 1995; Enna et al., Life Sci, 62, 1525-1530, 1998; McCarson and Enna, Neuropharmacology, 38, 1767-1773, 1999; Brebner et al., Neuropharmacology, 38, 1797-1804, 1999; Paterson et al., Psychopharmacology, 172, 179-186, 2004*). In panic disorder patients, Baclofen was shown to be significantly effective in reducing the number of panic attacks and symptoms of anxiety as assessed with the Hamilton anxiety scale, Zung anxiety scale and Katz-R nervousness subscale (*Breslow et al., Am. J. Psychiatry, 146, 353-356, 1989*). In a study with a small group of veterans with chronic, combat-related posttraumatic stress disorder (PTSD), baclofen was found to be an effective and well-tolerated treatment. It resulted in significant improvements in the overall symptoms of PTSD, most notably the avoidance, emotional numbing and hyperarousal symptoms and also in reduced accompanying anxiety and depression (*Drake et al., Ann. Pharmacother. 37, 1177-1181, 2003*). In preclinical study, baclofen was able to reverse the reduction in prepulse inhibition (PPI) of the acoustic startle response induced by dizocilpine, but not by apomorphine in rat PPI model of psychosis (*Bortolato et al., Psychopharmacology, 171, 322-330, 2004*). Therefore, GABA<sub>B</sub> receptor agonist has a potential in the pharmacological therapy of psychotic disorders. Unfortunately, Baclofen has a number of side-effects disadvantages including the poor blood-brain-barrier penetration, very short duration of action and narrow therapeutic window (muscle relaxation, sedation and tolerance) that limit its utility.

*Urwyler et al., Mol. Pharmacol., 60, 963-971, 2001* have reported on a novel class of GABA<sub>B</sub> receptor ligands, called positive allosteric modulators, CGP7930 [2,6-di-tert-

butyl-4-(3-hydroxy-2,2-dimethyl-propyl)-phenol] and its aldehyde analogue CGP13501. These ligands have no effect on their own at GABA<sub>B</sub> receptors, but in concert with endogenous GABA, they increase both the potency and maximal efficacy of GABA at the GABA<sub>B</sub>R1R2 (*Pin et al., Mol. Pharmacol., 60, 881-884, 2001*). Interestingly, recent study  
5 with CGP7930 (*Binet et al., J Biol Chem., 279, 29085-29091, 2004*) has shown that this positive modulator activates directly the seven transmembrane domains (7TMD) of GABA<sub>B</sub>R2 subunit. *Mombereau et al., Neuropsychopharmacology, 1-13, 2004* have recently reported on the anxiolytic effects of acute and chronic treatment with the GABA<sub>B</sub> receptor positive modulator, GS39783 (*N,N*-dicyclopentyl-2-methylsulfanyl-5-nitro-  
10 pyrimidine-4,6-diamine) (*Urwyler et al., J. Pharmacol. Exp. Ther., 307, 322-330, 2003*) in the light-dark box and elevated zero maze test models of anxiety. Because the GABA<sub>B</sub> enhancers have no effect on receptor activity in the absence of GABA, but do enhance allosterically the affinity of the GABA<sub>B</sub> receptor for the endogenous GABA, it is expected that these ligands should have an improved side effect profile as compared to baclofen.  
15 Indeed, GS39783 at 0.1-200 mg/kg, PO had no effect on spontaneous locomotor activity, rotarod, body temperature and traction test in comparison to baclofen, which showed these side effects at 2.5-15 mg/kg, PO. GS39783 did not have any effect on cognition performance as assessed by passive avoidance behavioral test in mice and rats. Furthermore, GS39783 exhibited anxiolytic-like effects in the elevated plus maze (rat),  
20 elevated zero maze (mice and rats), and the stress-induced hyperthermia (mice) test paradigms. Therefore, GS39783 represents a novel anxiolytic without side-effects associated with baclofen or benzodiazepines (*Cryan et al., J Pharmacol Exp Ther., 310, 952-963, 2004*). The preclinical investigation with the CGP7930 and GS39783 has shown that both compounds were effective at decreasing cocaine self-administration in rats  
25 (*Smith et al., Psychopharmacology, 173, 105-111, 2004*). The positive modulator, CGP7930 has also been preclinically studied for the treatment of Gastro-Esophageal Reflux Disease (GERD) and was found to be effective (WO 03/090731, Use of GABA<sub>B</sub> receptor positive modulators in gastro-intestinal disorders).

Positive allosteric modulators have been reported for other family 3 GPCRs including  
30 mGlu1 receptor (*Knoflach et al., Proc. Natl. Acad. Sci., USA, 98, 13402-13407, 2001*; *Wichmann et al., Farmaco, 57, 989-992, 2002*), Calcium-sensing receptor (NPS R-467 and NPS R-568) (*Hammerland et al., Mol. Pharmacol., 53, 1083-1088, 1998*) (US 6,313, 146), mGlu2 receptor [LY487379, *N*-(4-(2-methoxyphenoxy)-phenyl)-*N*-(2,2,2-trifluoroethylsulfonyl)-pyrid-3-ylmethylamine and its analogs] (WO 01/56990,  
35 Potentiators of glutamate receptors) and mGlu5 receptor (CPPHA, *N*-{4-chloro-2-[(1,3-dioxo-1,3-dihydro-2*H*-isoindol-2-yl)methyl] phenyl}-2-hydroxybenzamide) (*O'Brien et al., J. Pharmaco. Exp. Ther., 27, Jan. 27, 2004*). Interestingly, it has been demonstrated

that these positive modulators bind to a novel allosteric site located within the seven transmembrane domains (7TMD), thereby enhancing the agonist affinity by stabilizing the active state of the 7TMD region (*Knoflach et al., Proc. Natl. Acad. Sci., USA 98, 13402-13407, 2001; Schaffhauser et al., Mol. Pharmacol., 64, 798-810, 2003*). Moreover, the NPS  
5 R-467, NPS R-568 (Tecalcet) and related compounds represent the first positive allosteric modulators that entered the clinical trails due to their allosteric mode of action.

Objects of the invention are the compounds of formula I and pharmaceutically acceptable acid addition salts thereof, the preparation of the compounds of formula I and  
10 salts thereof, medicaments containing a compound of formula I or a pharmaceutically acceptable acid addition salt thereof, the manufacture of such medicaments and the use of the compounds of formula I and their pharmaceutically acceptable salts in the control or prevention of illnesses, especially of illnesses and disorders of the kind referred to earlier, such as anxiety, depression, epilepsy, schizophrenia, cognitive disorders,  
15 spasticity and skeletal muscle rigidity, spinal cord injury, multiple sclerosis, amyotrophic lateral sclerosis, cerebral palsy, neuropathic pain and craving associated with cocaine and nicotine, psychosis, panic disorder, posttraumatic stress disorders or gastro-intestinal disorders, and, respectively, for the manufacture of corresponding medicaments.

The following definitions of the general terms used in the present description apply  
20 irrespective of whether the terms in question appear alone or in combination.

As used herein, the term "alkyl" denotes a straight- or branched-carbon chain group containing from 1 to 12 carbon atoms, for example, methyl, ethyl, pentyl, hexyl, octyl, nonyl and the like.

The term "lower alkyl" denotes a straight- or branched-chain alkyl group  
25 containing from 1 to 7 carbon atoms. Preferred lower alkyl groups contain from 1 to 4 carbon atoms.

As used herein, the term "alkenyl" denotes a straight- or branched-carbon chain group containing from 2 to 12 carbon atoms and at least one double bond, for example, ethenyl, propenyl, isopropenyl, butenyl and the like.

30 As used herein, the term "arylalkyl" or "arylalkenyl" denotes an unsaturated aromatic ring, for example phenyl or naphthyl, which binds to an alkyl or alkenyl carbon chain as defined above.

The term "halogen" denotes chlorine, iodine, fluorine and bromine.

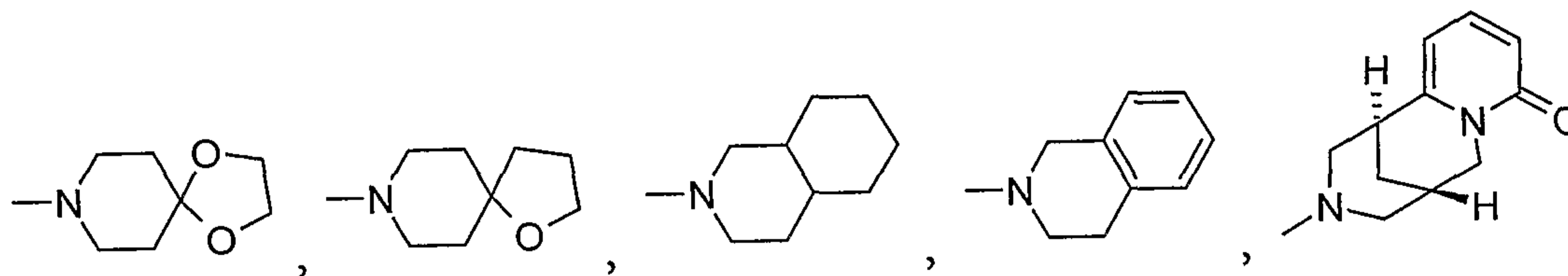
The term "halogen-alkyl" denotes an alkyl group as defined above, which is substituted by one or more halogen atoms.

The term "lower alkoxy" denotes a group wherein the alkyl residue is as defined above and the alkyl group is connected via an oxygen atom.

5 The term "cycloalkyl" denotes a carbon ring with 3 to 6 carbon atoms, preferred is cyclopropyl.

The term "5, 6 or 7 membered ring, which may contain in addition to the N-atom an additional heteroatom selected from the group consisting of O, S or N" denotes a non aromatic ring, for example pyrrolidin, piperidin, morpholin, thiomorpholin, 1-oxo-  
10 thiomorpholin, 1,1-dioxo-thiomorpholin, piperazin, 1,4-diazepane, 1,4-oxazepane or the like.

The term "wherein R<sup>3</sup> and R<sup>4</sup> form together with the N-atom a heterocyclic ring system, containing at least two rings and which may contain one or two additional heteroatoms, selected from the group consisting of N or O" denotes for example the  
15 following groups:



The term "pharmaceutically acceptable acid addition salts" embraces salts with inorganic and organic acids, such as hydrochloric acid, nitric acid, sulfuric acid, phosphoric acid, citric acid, formic acid, fumaric acid, maleic acid, acetic acid, succinic  
20 acid, tartaric acid, methane-sulfonic acid, p-toluenesulfonic acid and the like.

Preferred compounds of the present invention are those, wherein X is -S-. Especially preferred compounds from this group are those, wherein R<sup>1</sup> is alkyl and R<sup>3</sup> and R<sup>4</sup> form together with the N-atom a five or six membered ring which may contain an additional O-heteroatom, and which is unsubstituted or substituted by lower alkyl.

25

Preferred compounds from this group are those, wherein R<sup>3</sup> and R<sup>4</sup> form together with the N-atom a morpholine ring, for example the following compounds:

4-(2-hexylsulfanyl-6-methyl-pyrimidin-4-ylmethyl)-morpholine,  
4-(6-methyl-2-pentylsulfanyl-pyrimidin-4-ylmethyl)-morpholine,  
30 4-(2-hexylsulfanyl-6-trifluoromethyl-pyrimidin-4-ylmethyl)-morpholine,  
4-(2-hexylsulfanyl-6-ethyl-pyrimidin-4-ylmethyl)-morpholine and

4-[1-(2-hexylsulfanyl-6-methyl-pyrimidin-4-yl)-ethyl]-morpholine.

Preferred compounds from this group are further those, wherein R<sup>3</sup> and R<sup>4</sup> form together with the N-atom a pyrrolidine or piperidine ring, which is optionally substituted  
5 by lower alkyl, for example the following compounds:

2-hexylsulfanyl-4-methyl-6-pyrrolidin-1-ylmethyl-pyrimidine,  
2-hexylsulfanyl-4-methyl-6-(2-methyl-piperidin-1-ylmethyl)-pyrimidine,  
4-(2,6-dimethyl-piperidin-1-ylmethyl)-2-hexylsulfanyl-6-methyl-pyrimidine and  
4-(*cis*-2,6-dimethyl-piperidin-1-ylmethyl)-2-hexylsulfanyl-6-methyl-pyrimidine.

10

Preferred compounds of the present invention are further those, wherein R<sup>1</sup> is arylalkyl, optionally substituted by lower alkyl and R<sup>3</sup> and R<sup>4</sup> form together with the N-atom a five or six membered ring which may contain an additional O-heteroatom, for example the following compound:

15 4-[2-(4-*tert*-butyl-benzylsulfanyl)-6-methyl-pyrimidin-4-ylmethyl]-morpholine.

Further preferred are compounds, wherein R<sup>3</sup> and R<sup>4</sup> form together with the N-atom a heterocyclic ring system, containing at least two rings and which may contain one or two additional heteroatoms, selected from the group consisting of N or O", for example the  
20 following compound:

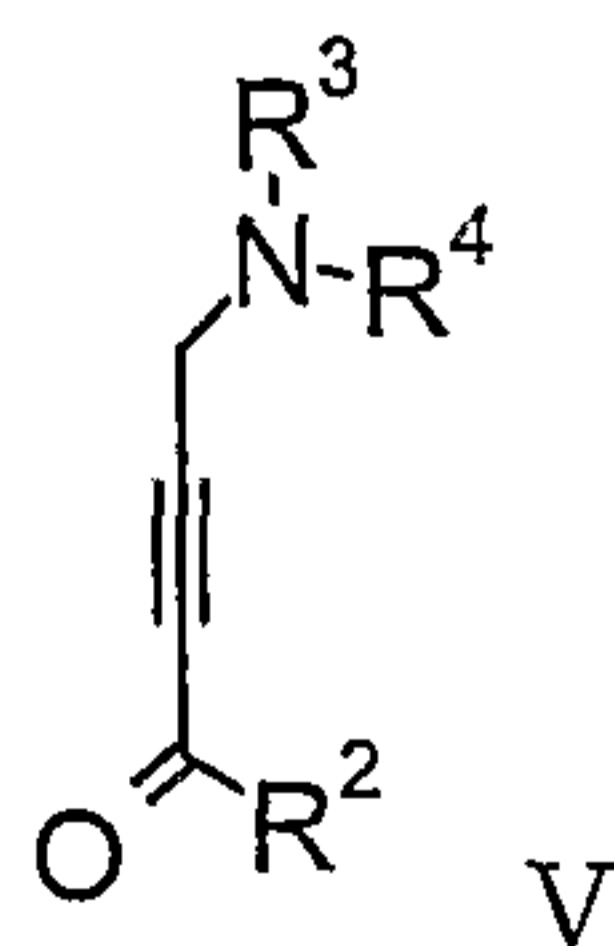
(1*S*,5*S*)-3-(2-Hexylsulfanyl-6-methyl-pyrimidin-4-ylmethyl)-1,2,3,4,5,6-hexahydro-1,5-methano-pyrido[1,2-*a*][1,5]diazocin-8-one.

Compounds of formula I, wherein R<sup>5</sup> is hydrogen are most preferred.

A further object of the present invention are further compounds, wherein R<sup>5</sup> is methyl or  
25 X is -NH-.

The afore-mentioned compounds of formula I can be manufactured in accordance with the invention by the following process variants:

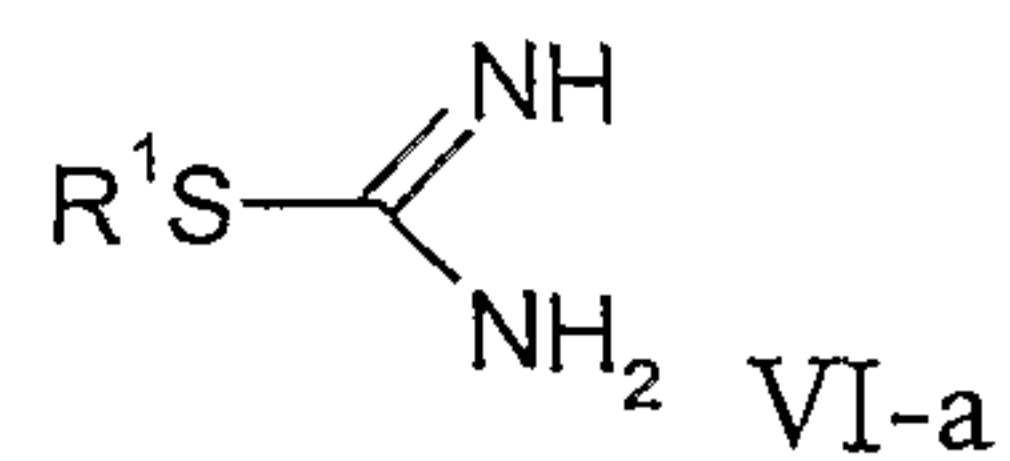
a) reacting a compound of formula



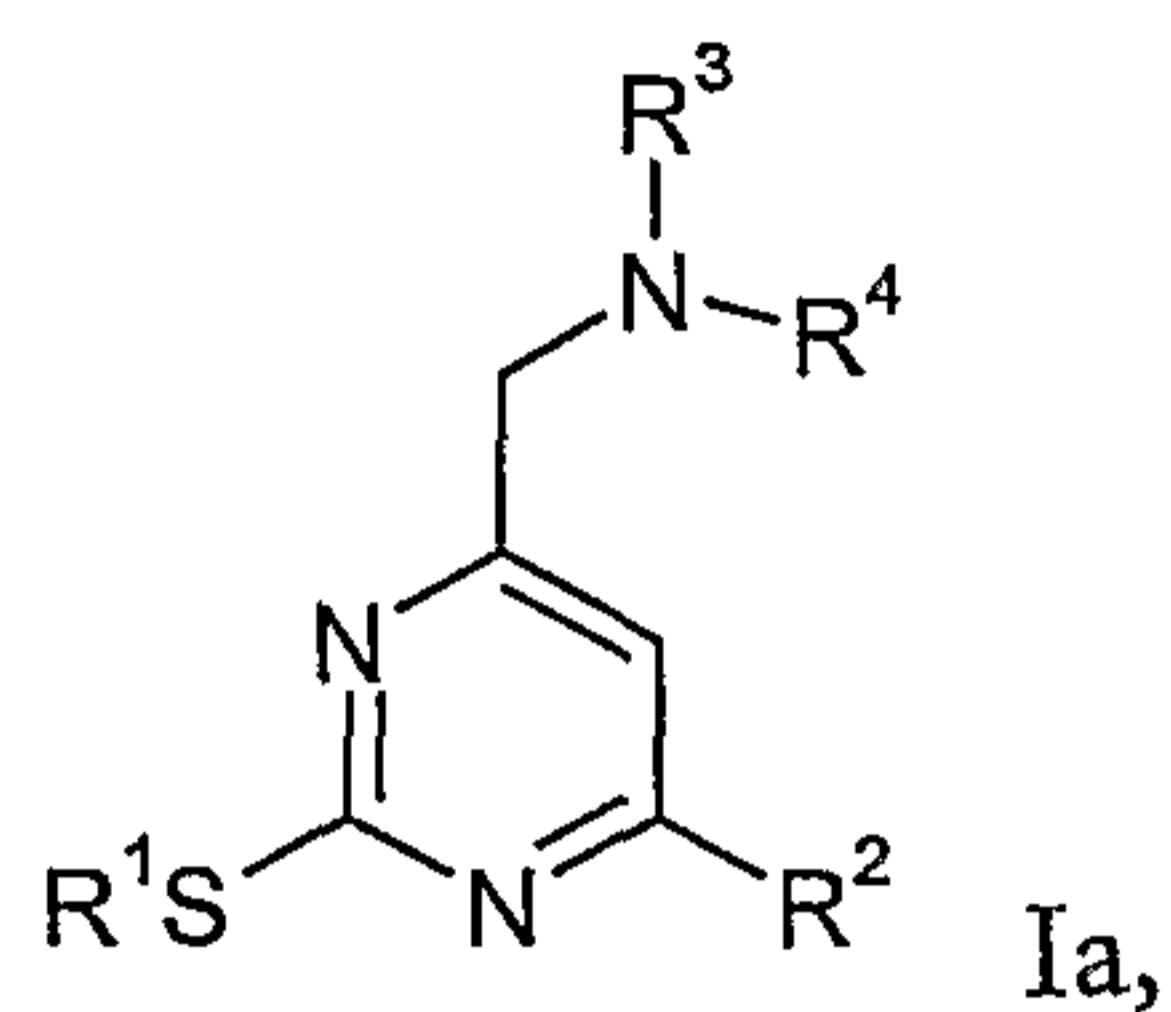
30

with a compound of formula

- 8 -

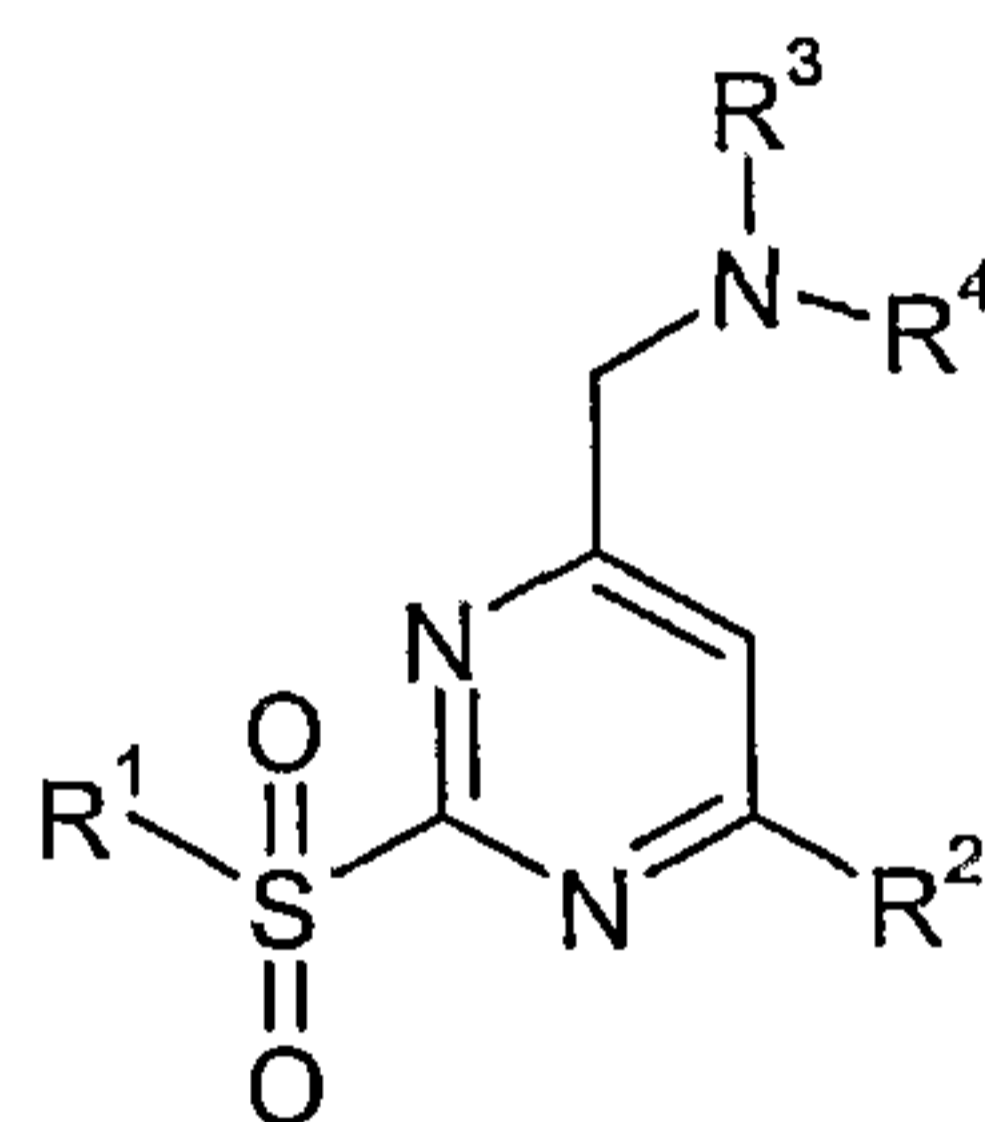


to a compound of formula



5 wherein  $\text{R}^1$  to  $\text{R}^4$  are as described above, or

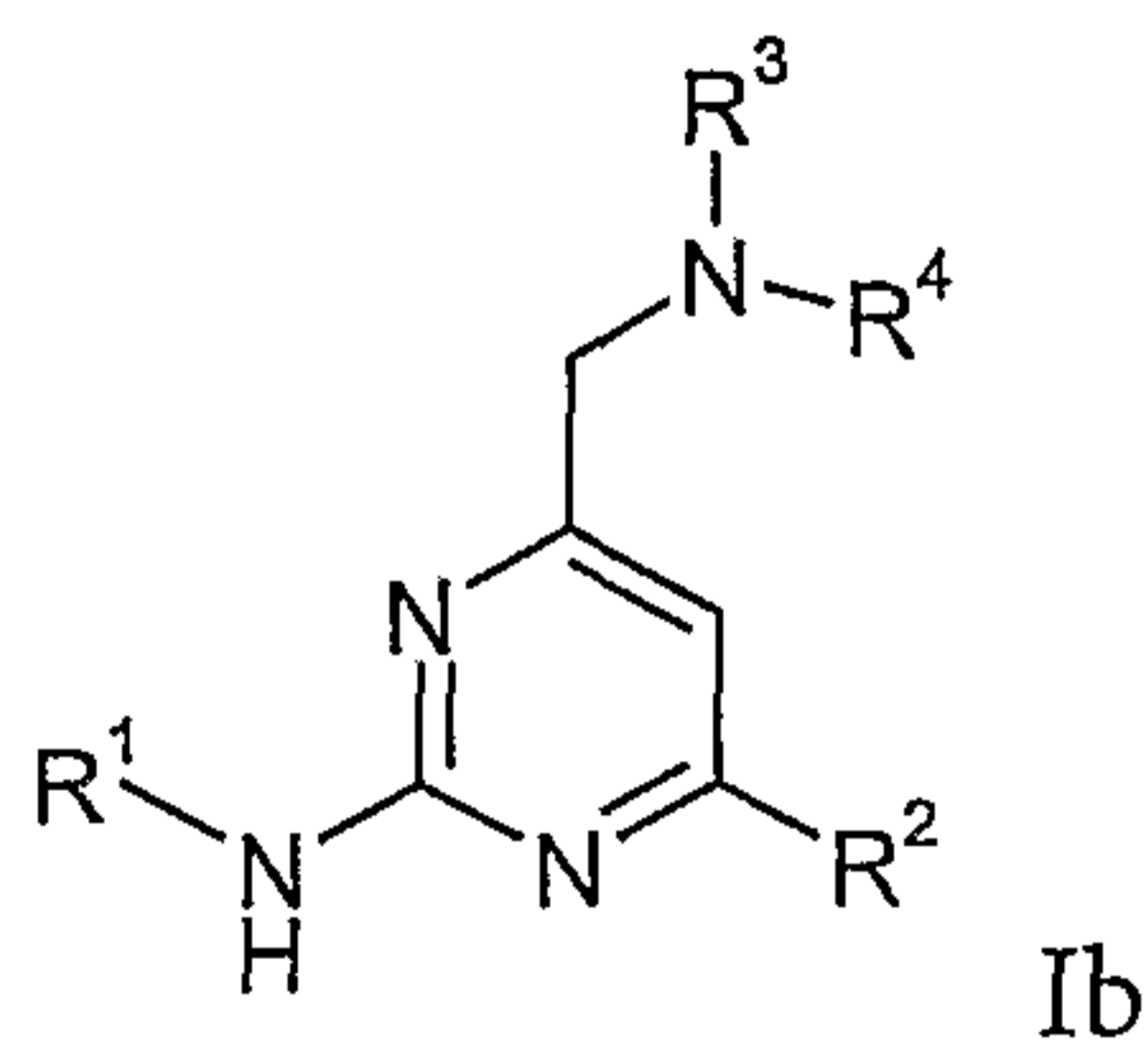
b) reacting a compound of formula



10 with an amine of formula

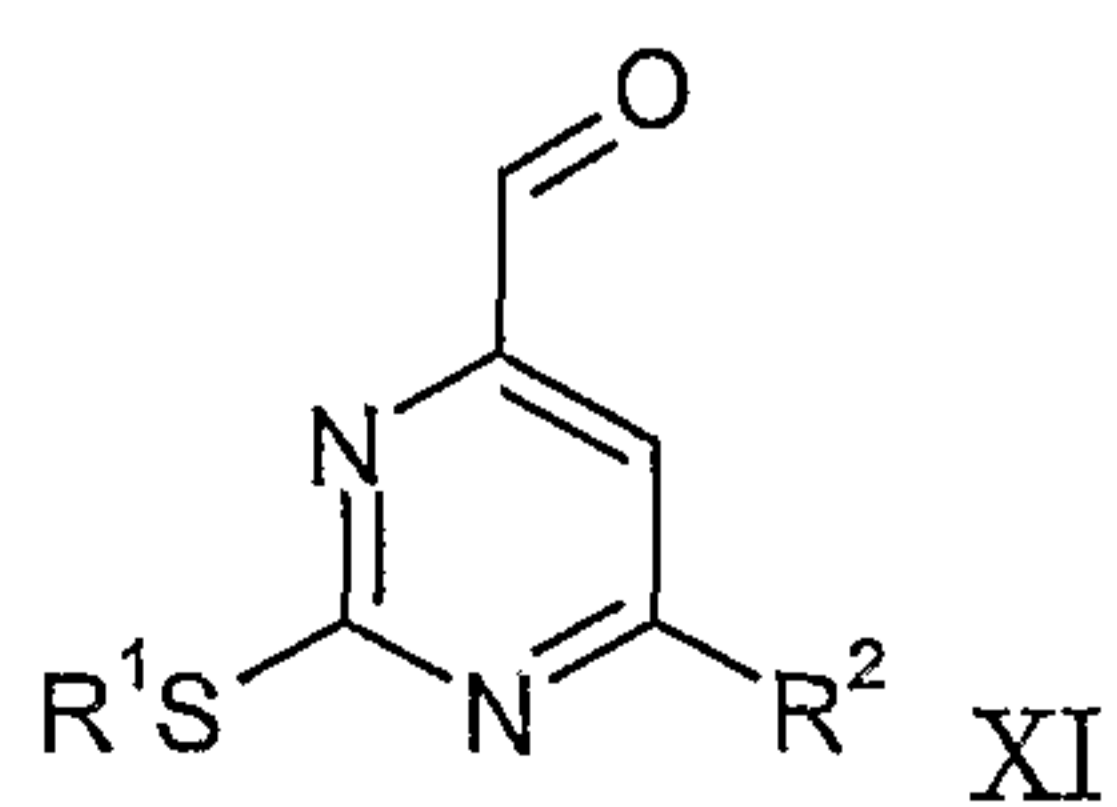


to a compound of formula



15 wherein  $\text{R}^1$  to  $\text{R}^4$  are as described above, or

c) reacting a compound of formula

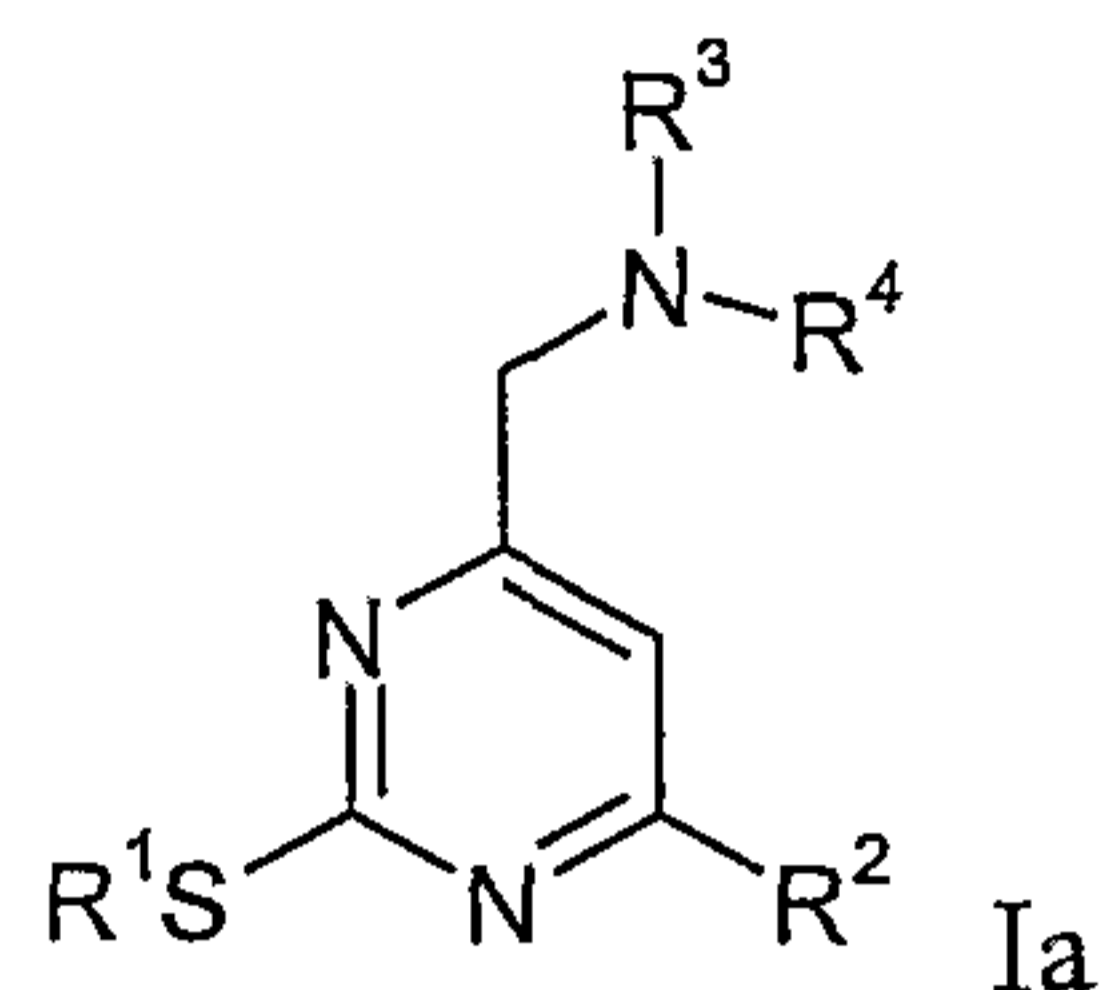


- 9 -

with an amine of formula

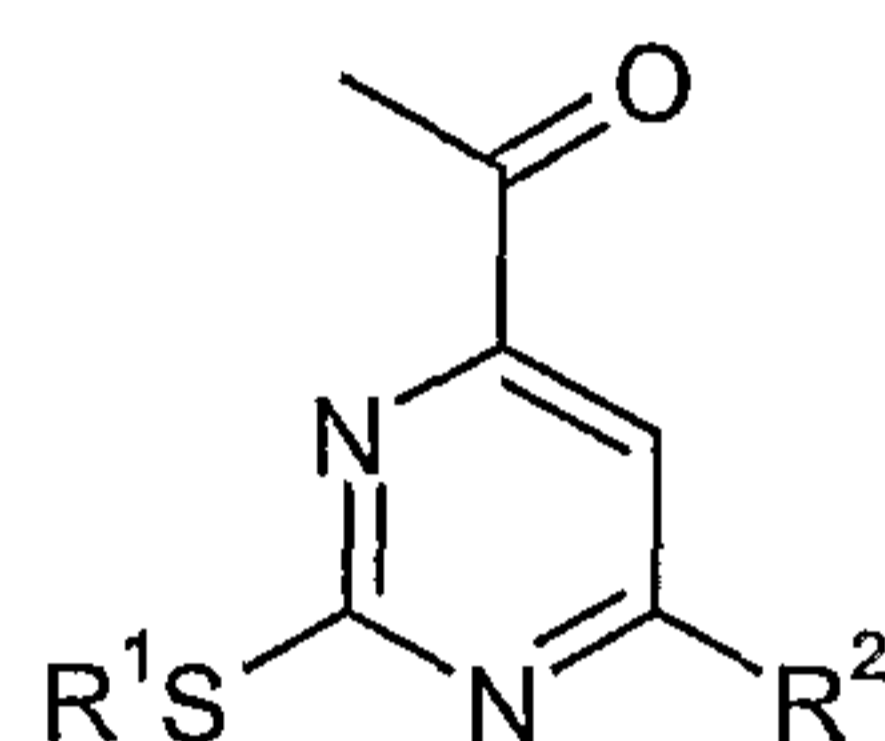


to give a compound of formula



5 wherein R<sup>1</sup> to R<sup>4</sup> are as described above, or

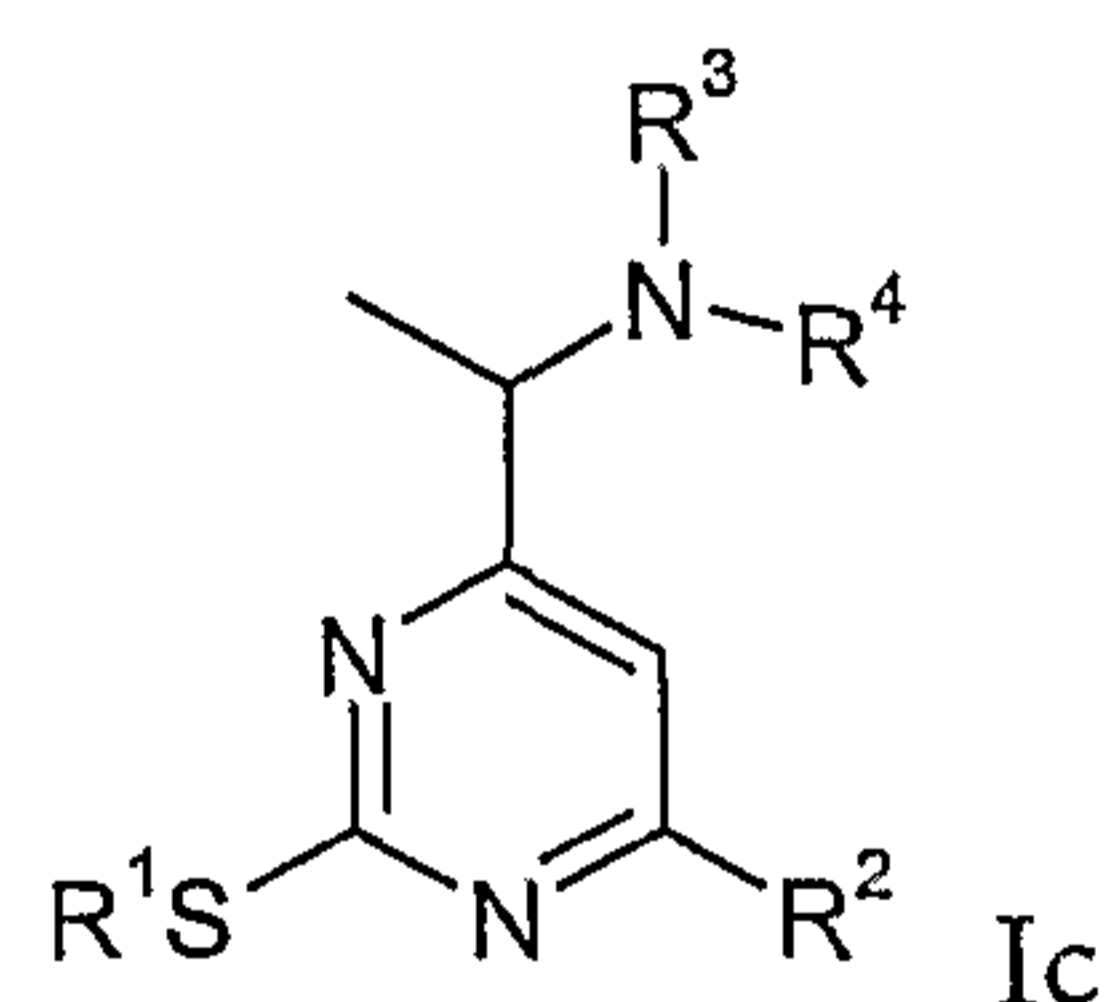
d) reacting a compound of formula



with an amine of formula



10 to give a compound of formula



wherein R<sup>1</sup> to R<sup>4</sup> are as described above, and

if desired, converting the compound of formula I obtained into a pharmaceutically acceptable salt.

15 In the following the preparation of compounds of formula I is described in more detail:

In schemes 1 – 4 are described processes for preparation of compound of formula I, starting from known compounds, from commercial products or from compounds, which can be prepared in conventional manner.

The preparation of compounds of formula I are further described in detail in working examples 1 – 43.

In the process description, the following abbreviations have been used:

TEA = triethylamine

5 THF = tetrahydrofuran

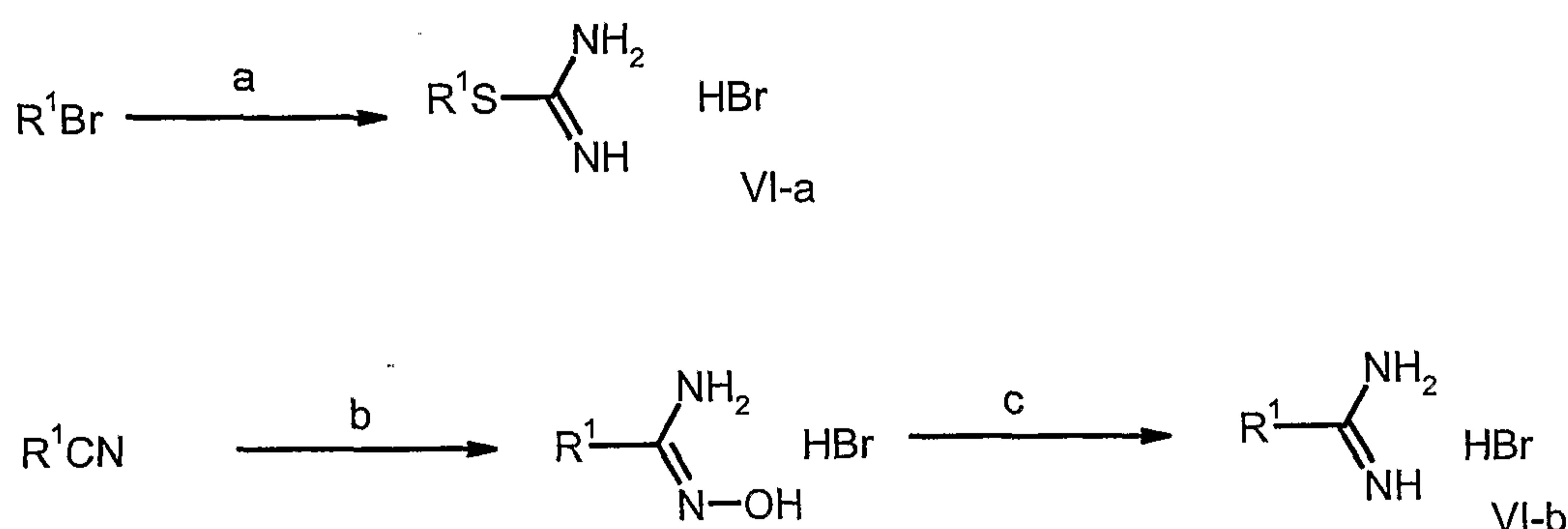
OXONE® = potassium monopersulfate triple salt

DCM = 4-(dicyanomethylene)-2-methyl-6-(4-dimethylaminostyryl)-4*H*-pyran

DMF = N,N-dimethylformamide

10

Scheme 1



a) thiourea, EtOH, reflux, 24 h,

b) NH<sub>2</sub>OH HCl, TEA, EtOH, reflux, 24 h,

c) MsOH, RaNi, EtOH, H<sub>2</sub>, 3 h.

15

In accordance with scheme 1, the intermediates of formulas VI-a and VI-b may be prepared as follows:

Step a:

Thiourea and a corresponding compound of formula R<sup>1</sup>Br, for example 1-bromohexane are heated at reflux under nitrogen in an alcohol, for example ethanol, for about 20 h. The alcohol is evaporated, and after usual isolation and purification the corresponding isothiourea hydrobromide of formula VI-a is obtained.

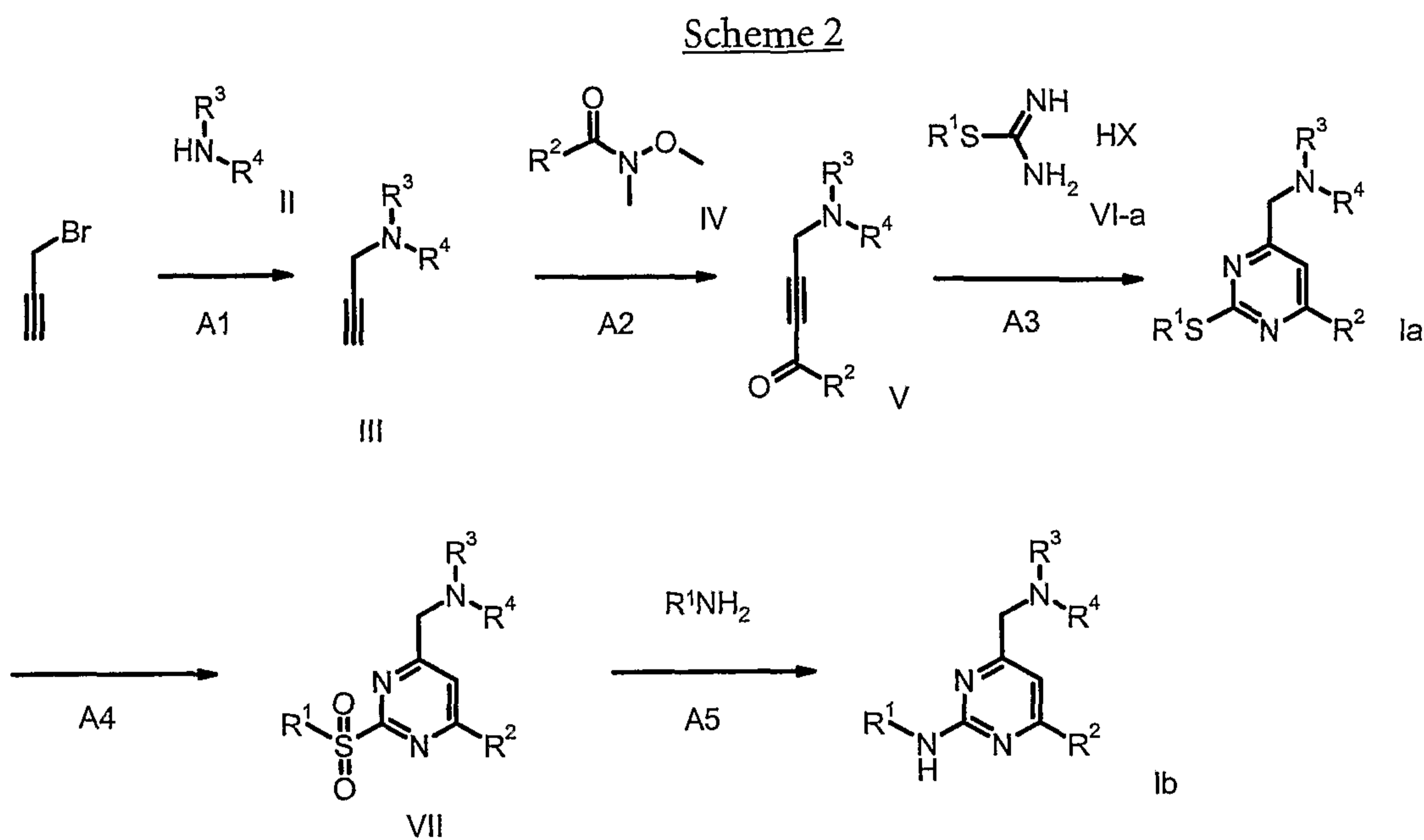
Step b:

A cyanide of formula R<sup>1</sup>CN and hydroxylamine hydrochloride are dissolved in an alcohol, for example in ethanol, and treated with triethylamine. After isolation and purification the corresponding N-hydroxy-amidine are obtained.

Step c:

To a solution of the N-hydroxy-amidine, obtained in step b and an alcohol, for example ethanol, is added fresh Raney Nickel and methanesulfonic acid (MsOH). The reaction

mixture is stirred for about 3 h at room temperature in a hydrogen atmosphere. After isolation and purification the corresponding amidine mesylates are obtained.



A1)  $\text{K}_2\text{CO}_3$ , MeOH, 0-20 °C,

A2)  $i\text{PrMgCl}$ , THF, -20 °C or  $\text{BuLi}$ , THF -70 °C,

A3) TEA, THF, 20 °C or NaOMe, MeOH,

10 A4) OXONE® (potassium monopersulfate triple salt), MeOH,

A5) THF, 20 °C.

In accordance with scheme 2, the intermediates of formulas VI-a and VI-b may be prepared as follows:

Intermediate compounds of formula IV:

15 N,O-dimethyl-hydroxylamine HCl is suspended under nitrogen in DCM and cooled in ice. Triethylamine is added slowly, then acetyl chloride is added slowly, the temperature reached about 20° despite ice cooling and slow addition. Stirring without cooling is continued for about 30 min. After extraction and purification N-methoxy-N-methyl-acetamide is obtained.

20 or

N,O-dimethyl-hydroxylamine HCl is suspended under nitrogen in DCM and cooled in ice. Triethylamine is added slowly, then cyclopropanecarbonyl chloride is added slowly. Stirring without cooling is continued for 1 h. Extraction: 2 x DCM, 1 x 1 N HCl, 1 x NaCl. Distillation: 75 °C/20 mbar. One obtained cyclopropanecarboxylic acid methoxy-

25 methyl-amide

Step A1:

- 12 -

A compound of formula  $\text{HNR}^3\text{R}^4$  (II), for example morpholine, is dissolved in an alcohol, for example in MeOH and cooled in ice under nitrogen, then potassium carbonate and propargyl bromide are added while stirring in ice. Stirring without cooling was continued for about 4h. The obtained suspension is worked up in usual  
5 manner. One obtained a compound of formula III, for example 4-prop-2-ynyl-morpholine.

Step A2:

The compound obtained in step A1 is dissolved under nitrogen in THF and cooled to about  $-40\text{ }^\circ\text{C}$ . Then a solution of isopropyl magnesium chloride in THF is added while  
10 keeping the temperature below  $-20\text{ }^\circ\text{C}$ . Stirring at  $-40\text{ }^\circ$  to  $-30\text{ }^\circ\text{C}$  is continued for about 30 min. In a separate flask, a compound of formula IV, for example N-methoxy-N-methylacetamide is dissolved under nitrogen in THF and cooled to  $-10\text{ }^\circ\text{C}$  in ice/MeOH. The Grignard solution prepared above was transferred to the Weinreb amide solution at  $-10\text{ }^\circ\text{C}$  via teflon tubing under slightly positive nitrogen pressure in vessel 1. Stirring at  
15  $-10\text{ }^\circ$  to  $0\text{ }^\circ\text{C}$  is continued for about 2 h. The resulting suspension is worked up in usual manner. One obtained a compound of formula V, for example 5-morpholin-4-yl-pent-3-yn-2-one.

Step A3:

The compound obtained in step A2, for example 5-morpholin-4-yl-pent-3-yn-2-one,  
20 and a compound of formula VI-a, for example 2-hexyl-isothiourea hydrobromide are dissolved under nitrogen in DMF, then N,N-diisopropyl ethylamine is added and stirring at the room temperature continued for about 18 hours. The resulting suspension is worked up in usual manner. One obtained a compound of formula Ia, for example 4-(2-hexylsulfanyl-6-methyl-pyrimidin-4-ylmethyl)-morpholine.

25 Step A4:

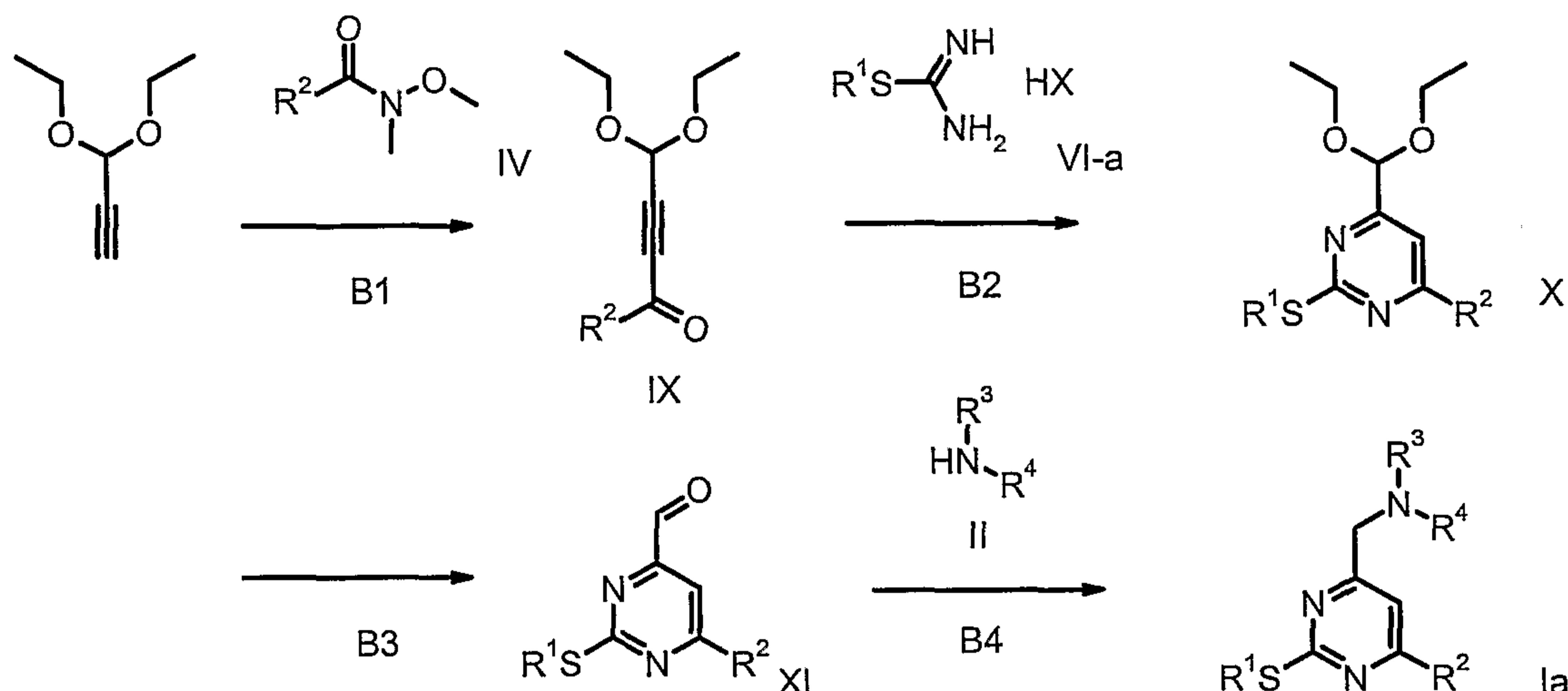
The compound of formula Ia obtained in step A3, for example 4-(2-hexylsulfanyl-6-methyl-pyrimidin-4-ylmethyl)-morpholine is dissolved in MeOH and treated with potassium monopersulfate triple salt (OXONE®) for about 2h. One obtained a compound of formula VII, for example 4-(2-hexylsulfonyl-6-methyl-pyrimidin-4-ylmethyl)-morpholine.  
30

Step A5:

A compound of formula VII, obtained in step A4, and an amine of formula  $\text{R}^1\text{NH}_2$ , dissolved in THF are stirred at  $20\text{ }^\circ\text{C}$  over night. One obtained a compound of formula Ib.

35

Scheme 3



B1) BuLi, THF -70 °C to -30 °C,

5 B2) TEA, THF, 20 °C,

B3) 4N HCl or TFA/H<sub>2</sub>O,

B4) NaBH<sub>3</sub>CN or pyBH<sub>3</sub>, EtOH/AcOH 10:1, 20°C or Ti(OiPr)<sub>4</sub>, neat, NaBH<sub>3</sub>CN, iPrOH

In accordance with scheme 3, compounds of formula Ia may be prepared as follows:

10 Step B1:

Propargylaldehyde diethylacetal is dissolved in THF under argon and cooled to -70 °C. Then a solution of butyllithium in hexane is added and stirring continued for about 30 min at -30 °C. Then a corresponding compound of formula IV, for example N-methoxy-N-methylacetamide, in THF is added. After 30 min at -30 °C, the reaction was quenched  
 15 by addition of saturated NH<sub>4</sub>Cl solution. After usual work up one obtained a corresponding compound of formula IX, for example 5,5-diethoxy-pent-3-yn-2-one.

Step B2:

The compound obtained in step B1, for example 5,5-diethoxy-pent-3-yn-2-one, and a corresponding compound of formula VI-a, for example 2-hexyl-isothiourea  
 20 hydrobromide are dissolved under nitrogen in THF. Then triethylamine is added slowly while cooling with an ice bath to keep the temperature at 20 °C. The suspension is stirred without cooling for about 5 h. The product obtained, for example 4-diethoxymethyl-2-hexylsulfanyl-6-methyl-pyrimidine is worked up in usual manner.

Step B3:

25 A compound obtained in step B2, for example 4-diethoxymethyl-2-hexylsulfanyl-6-methyl-pyrimidine, is dissolved in THF and aqueous H<sub>2</sub>SO<sub>4</sub> and is heated at 50 °C for about 33 h. Then the solution is poured in cold Na<sub>2</sub>CO<sub>3</sub> solution and worked up in

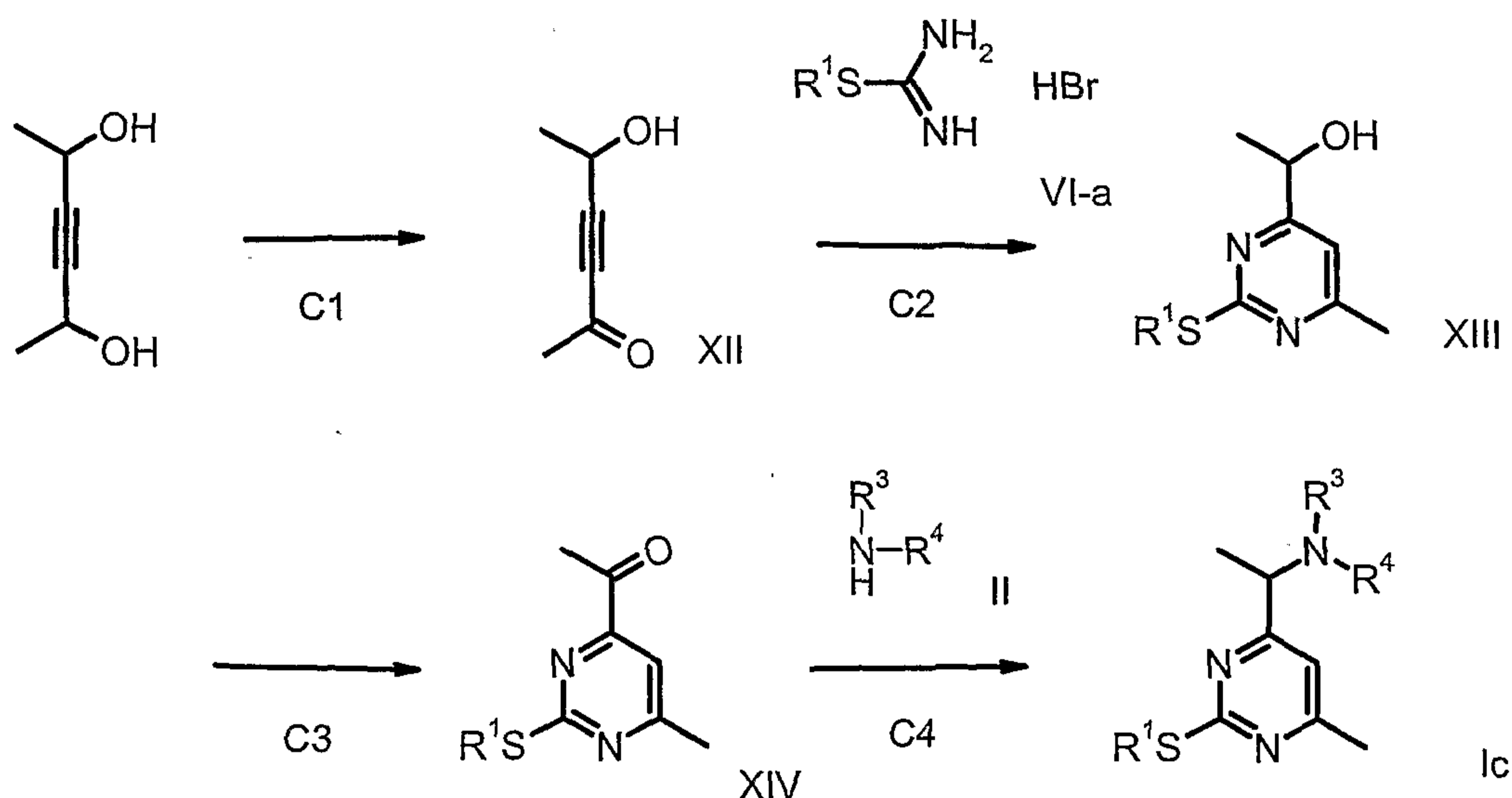
conventional manner. One obtained a compound of formula XI, for example 2-hexylsulfanyl-6-methyl-pyrimidine-4-carbaldehyde.

Step B4:

A compound of formula XI, obtained in step B3, for example 2-hexylsulfanyl-6-methyl-pyrimidine-4-carbaldehyde, is dissolved in ethanol and acetic acid. Then a compound of  
 5 formula II, for example pyrrolidine and sodium cyanoborohydride are added slowly at 20 °C and stirring continued for about 24 h. The reaction mixture is worked up in conventional manner. One obtained a compound of formula Ia, for example 2-hexylsulfanyl-4-methyl-6-pyrrolidin-1-ylmethyl-pyrimidine.

10

Scheme 4



C1) CrO<sub>3</sub> in 4 N H<sub>2</sub>SO<sub>4</sub>, acetone, 0-20 °C,

15 C2) TEA, THF, 20 °C,

C3) CrO<sub>3</sub> in 4 N H<sub>2</sub>SO<sub>4</sub>, acetone, 0-20 °C

C4) Ti(OiPr)<sub>4</sub>, NaBH<sub>3</sub>CN, iPrOH,

In accordance with scheme 4, compounds of formula Ic may be prepared as follows:

Step C1:

20 A solution of 3-hexyn-2,5-diol in acetone is cooled in ice under nitrogen. Jones' reagent (45 mmol, 2 M CrO<sub>3</sub> in 4 M H<sub>2</sub>SO<sub>4</sub>) is added slowly at 5 °C over 2 h. The resulting green solution was decanted from the chromium salts and extracted with AcOEt and sat. NaCl solution. The crude product is purified. One obtained 5-hydroxy-hex-3-yn-2-one of formula XII.

25

Step C2:

5-Hydroxy-hex-3-yn-2-one and a compound of formula VI-a, for example 2-hexyl-isothiourea hydrobromide are dissolved in THF. Then triethylamine is added and stirring continued for about 3 h. The obtained product is isolated and purified. One obtained a compound of formula XIII, for example 1-(2-hexylsulfanyl-6-methyl-pyrimidin-4-yl)-ethanol.

Step C3:

A compound, obtained in step C2, for example 1-(2-hexylsulfanyl-6-methyl-pyrimidin-4-yl)-ethanol is dissolved under nitrogen in acetone. Then Jones' reagent, prepared from 20 g CrO<sub>3</sub> in 100 mL 4 M H<sub>2</sub>SO<sub>4</sub>, is add dropwise. After stirring for about 2 h at 20 °C, the resulting solution is isolated and purified in conventional manner. One obtained a compound of formula XIV, for example 1-(2-hexylsulfanyl-6-methyl-pyrimidin-4-yl)-ethanone.

Step C4:

15 A compound of formula XIV, for example 1-(2-hexylsulfanyl-6-methyl-pyrimidin-4-yl)-ethanone and a compound of formula II, for example morpholine, are dissolved in tetraisopropyl orthotitanate and heated at about 80 °C for 16 h. The solution is diluted with 2-propanol and treated with sodium cyanoborohydride at about 20 °C for 6 h. The obtained product of formula Ic, for example 4-[1-(2-hexylsulfanyl-6-methyl-pyrimidin-4-yl)-ethyl]-morpholine is isolated and purified in conventional manner.

As mentioned earlier, the compounds of formula I and their pharmaceutically usable addition salts possess valuable pharmacological properties. It has been found that the compounds of the present invention have an affinity to the GABA<sub>B</sub> receptor.

25 The compounds were investigated in accordance with the tests given hereinafter.

Intracellular Ca<sup>2+</sup> mobilization assay.

The Chinese Hamster Ovary (CHO) cells stably expressing human GABA<sub>B</sub>R1aR2a and Gα16 were seeded at 5x10<sup>4</sup> cells/well in the poly-D-lysine treated, 96-well, black/clear-bottomed plates (BD Biosciences, Palo Alto, CA). 24 h later, the cells were loaded for 90 min at 37°C with 4 μM Flou-4 acetoxymethyl ester (Catalog No. F-14202, Molecular Probes, Eugene, OR) in loading buffer (1xHBSS, 20 mM HEPES, 2.5 mM Probenecid). Hanks' Balanced Salt Solution (HBSS) (10X) (catalog No. 14065-049) and HEPES (1M) (catalog No. 15630-056) were purchased from Invitrogen, Carlsbad, CA. Probenecid (250 mM) (catalog No. P8761) was from Sigma, Buchs, Switzerland. The cells were washed 35 five times with loading buffer to remove excess dye and intracellular calcium

mobilization,  $[Ca^{2+}]_i$  were measured using a Fluorometric Imaging Plate Reader (FLIPR, Molecular Devices, Menlo Park, CA) as described previously (Porter et al., *Br. J. Pharmacol.*, 128,

13-20, 1999). The enhancers were applied 15 min before the application of the GABA.

- 5 For GABA shift assay, concentration-response curves of GABA (0.0003-30  $\mu$ M) were determined in the absence and presence of 10  $\mu$ M enhancer. The GABA-shift is defined as  $\text{Log} [EC_{50} (\text{GABA} + 10 \mu\text{M enhancer}) / EC_{50} (\text{GABA alone})]$ . The % maximum enhancing effect (%  $E_{\text{max}}$ ) and potency ( $EC_{50}$  value) of each enhancer was determined from concentration-response curve of the enhancer (0.001-30  $\mu$ M) in the presence of 10
- 10 nM GABA ( $EC_{10}$ ). Responses were measured as peak increase in fluorescence minus basal, normalized to the maximal stimulatory effect induced by 10  $\mu$ M GABA alone (considered 100%) and 10 nM GABA alone (considered 0%). The data were fitted with the equation  $Y=100 + (Max - 100)/(1+(EC_{50}/[drug])^n)$  where Max is the maximum effect,  $EC_{50}$  the concentration eliciting a half-maximum effect and n the Hill slope.

15

Example	Intracellular $Ca^{2+}$ mobilization Assay in CHO-GABA <sub>B</sub> R1aR2a-G $\alpha$ 16 cell		GABA shift
	$E_{\text{max}}$ (%) at 10nM GABA alone = 0% 10 $\mu$ M GABA alone = 100%	$EC_{50}$ ( $\mu$ M) at 10nM GABA	$\text{Log} [EC_{50}(\text{GABA} + 10 \mu\text{M cp})/EC_{50}(\text{GABA alone})]$
1	46	2.2	-0.75
2	52	1.7	-0.55
11	41	4.2	-0.60
16	48	8.5	-0.50
31	60	9.6	-0.69
35	62	1.8	-0.92
37	74.2	8.2	-0.76
38	61	6.3	-0.71

39	62	6.4	-0.48
41	60	4.1	-0.86
43	49	4.4	-0.70

The compounds of formula I as well as their pharmaceutically usable acid addition salts can be used as medicaments, e.g. in the form of pharmaceutical preparations. The pharmaceutical preparations can be administered orally, e.g. in the form of tablets, coated tablets, dragées, hard and soft gelatine capsules, solutions, emulsions or suspensions. The administration can, however, also be effected rectally, e.g. in the form of suppositories, or parenterally, e.g. in the form of injection solutions.

The compounds of formula I and their pharmaceutically usable acid addition salts can be processed with pharmaceutically inert, inorganic or organic excipients for the production of tablets, coated tablets, dragees and hard gelatine capsules. Lactose, corn starch or derivatives thereof, talc, stearic acid or its salts etc can be used as such excipients e.g. for tablets, dragées and hard gelatine capsules.

Suitable excipients for soft gelatine capsules are e.g. vegetable oils, waxes, fats, semi-solid and liquid polyols etc.

Suitable excipients for the manufacture of solutions and syrups are e.g. water, polyols, saccharose, invert sugar, glucose etc.

Suitable excipients for injection solutions are e.g. water, alcohols, polyols, glycerol, vegetable oils etc.

Suitable excipients for suppositories are e.g. natural or hardened oils, waxes, fats, semi-liquid or liquid polyols etc.

Moreover, the pharmaceutical preparations can contain preservatives, solubilizers, stabilizers, wetting agents, emulsifiers, sweeteners, colorants, flavorants, salts for varying the osmotic pressure, buffers, masking agents or antioxidants. They can also contain still other therapeutically valuable substances.

The dosage can vary within wide limits and will, of course, be fitted to the individual requirements in each particular case. In general, in the case of oral administration a daily dosage of about 10 to 1000 mg per person of a compound of

general formula I should be appropriate, although the above upper limit can also be exceeded when necessary.

Tablet Formulation (Wet Granulation)

	<u>Item</u>	<u>Ingredients</u>	<u>mg/tablet</u>			
			5 mg	25 mg	100 mg	500 mg
5						
	1.	Compound of formula IA or IB	5	25	100	500
	2.	Lactose Anhydrous DTG	125	105	30	150
	3.	Sta-Rx 1500	6	6	6	30
	4.	Microcrystalline Cellulose	30	30	30	150
10	5.	Magnesium Stearate	1	1	1	1
		Total	167	167	167	831

Manufacturing Procedure

1. Mix items 1, 2, 3 and 4 and granulate with purified water.
2. Dry the granules at 50°C.
- 15 3. Pass the granules through suitable milling equipment.
4. Add item 5 and mix for three minutes; compress on a suitable press.

Capsule Formulation

	<u>Item</u>	<u>Ingredients</u>	<u>mg/capsule</u>			
			5 mg	25 mg	100 mg	500 mg
20	1.	Compound of formula IA or IB	5	25	100	500
	2.	Hydrous Lactose	159	123	148	---
	3.	Corn Starch	25	35	40	70
	4.	Talc	10	15	10	25
	5.	Magnesium Stearate	1	2	2	5
25		Total	200	200	300	600

Manufacturing Procedure

1. Mix items 1, 2 and 3 in a suitable mixer for 30 minutes.
2. Add items 4 and 5 and mix for 3 minutes.
3. Fill into a suitable capsule.

The following Examples illustrate the present invention without limiting it. All temperatures are given in degrees Celsius.

**Intermediates IV:**

5 **N-Methoxy-N-methyl-acetamide**

N,O-dimethyl-hydroxylamine HCl (100 g, 1025 mmol) was suspended under nitrogen in DCM (1000 mL) and cooled in ice. Triethylamine (300 mL, 2152 mmol) was added slowly, then acetyl chloride (76.5 mL, 1076 mmol) was added slowly, the temperature reached

10 20° despite ice cooling and slow addition. Stirring without cooling was continued for 30 min. Extraction: 1 x DCM, 1 x 1 N HCl, 2 x saturated NaCl solution. Distillation at 42 °C/20 mbar gave 69 g (65 %) of a colorless oil.

**Cyclopropanecarboxylic acid methoxy-methyl-amide**

15 N,O-dimethyl-hydroxylamine HCl (40 g, 410 mmol) was suspended under nitrogen in DCM (400 mL) and cooled in ice. Triethylamine (63 mL, 451 mmol) was added slowly, then cyclopropanecarbonyl chloride (41 mL, 451 mmol) was added slowly. Stirring without cooling was continued for 1 h. Extraction: 2 x DCM, 1 x 1 N HCl, 1 x NaCl. Distillation: 75 °C/20 mbar. One obtained 32.5 g (61 %) of a colorless oil.

20 **Intermediates VI:**

**2-Hexyl-isothiourea hydrobromide**

Thiourea (50 g, 657 mmol) and 1-bromohexane (119 mL, 723 mmol) were heated at reflux under nitrogen in ethanol (500 mL) for 20 h. Ethanol was evaporated, and the thick oil stirred in diethyl ether (500 mL). The product precipitated spontaneously. After  
25 filtration one obtained 144.5 g (91 %) of white crystals, m.p. 75 °C.

**2-Thio-2-(3,7,9-trimethyl-2,6-decadienyl)pseudo-urea hydrobromide**

In analogous manner using (2*E*,6*E*)-1-bromo-3,7,9-trimethyl-deca-2,6-diene.

**2-(4-Methyl-benzyl)-isothiourea hydrobromide**

In analogous manner using 4-methyl-benzylbromide.

30 **2-((*E*)-3-*m*-Tolyl-allyl)-isothiourea hydrobromide**

In analogous manner using 1-((*E*)-3-bromo-propenyl)-3-methyl-benzene.

**2-(4-*tert*-Butyl-benzyl)-isothiourea hydrobromide**

In analogous manner using 4-*tert*-butyl-benzylbromide.

**2-(3-Phenyl-propyl)-isothiourea hydrobromide**

In analogous manner using 1-bromo-3-phenylpropane. One obtained 25.9g (72 %) of a white solid, m.p. 96 °C.

#### 2-(1,3-Dimethyl-butyl)-isothiourea hydrobromide

In analogous manner using 2-Bromo-4-methyl-pentane.

#### 5 2-Butyl-isothiourea hydroiodide

In analogous manner using 1-iodobutane.

#### 2-(4-Phenoxy-butyl)-isothiourea hydrobromide

In analogous manner using 4-phenoxybutyl bromide.

#### N-Hydroxy-nonanamidine

- 10 Octyl cyanide (2 g, 14 mmol) and hydroxylamine hydrochloride (2.495 g, 36 mmol) were dissolved in EtOH (10 mL) and treated with triethylamine (5 mL, 36 mmol) at reflux over night. Extraction: AcOEt / water. Silica gel chromatography: heptane/ AcOEt 1:2 afforded a white solid (0.65 g, 26 %). MS: m/z = 173 (M + H).

#### Nonanamidine Mesylate

- 15 To a solution of N-hydroxy-nonanamidine (0.6 g, 3.48 mmol) in ethanol (5 mL) was added fresh Raney Nickel (0.05 g) and methanesulfonic acid (0.08 ml, 1.26 mmol). The reaction mixture was stirred for 3 h at 20 °C in a hydrogen atmosphere. Filtration over Celite and evaporation afforded a light green oil (0.5 g, 56 %). MS: m/z = 157 (M + H).

#### 20 Step A1:

##### 4-Prop-2-ynyl-morpholine

- Morpholine (100ml, 1.148mol) was dissolved in MeOH (1 L) and cooled in ice under nitrogen, then potassium carbonate (120 g, 0.63 mol) and propargyl bromide (124 mL, 1.148 mol) were added while stirring in ice. Stirring without cooling was continued for  
25 4h. The white suspension was filtered through paper and the solids were washed with MeOH (100 ml) and the MeOH was carefully evaporated . The white precipitate was suspended in DCM (400 ml), filtered through paper, and carefully evaporated. Finally the oil was distilled at 60 °C/16 mbar. One obtained 100 g (70 %) of a colorless oil.

#### 30 Step A2:

##### 5-Morpholin-4-yl-pent-3-yn-2-one

- 4-Prop-2-ynyl-morpholine (22 g, 176 mmol) was dissolved under nitrogen in THF (40 mL) and cooled to -40 °C. Then a 2 M solution of isopropyl magnesium chloride in THF (97 mL, 193 mmol) was added while keeping the temperature below -20 °C. Stirring at  
35 -40 °C to -30 °C was continued for 30 min. In a separate flask, N-methoxy-N-methylacetamide (20 g, 193 mmol) was dissolved under nitrogen in THF (40 mL) and

cooled to -10 °C in ice/MeOH. The Grignard solution prepared above was transferred to the Weinreb amide solution at -10 °C via teflon tubing under slightly positive nitrogen pressure in vessel 1. There was no exotherm. Stirring at -10 °C to 0 °C was continued for 2 h. The resulting white suspension was poured on a 1:1-mixture of ice and saturated NH<sub>4</sub>Cl solution (400 mL). Extraction: 2 x AcOEt, 1 x saturated NaCl solution. One  
5 obtained a yellow oil (26.1 g, 89 %). Chromatography on silica gel in heptane/ ethyl acetate 1:2 gave 19.4 g (66 %) of a brown oil which was distilled in the Kugelrohr at 130 °C/0.2 mbar. One obtained 15.8 g (53 %) of a yellow oil.

### 10 Step A3:

#### Example 1

4-(2-Hexylsulfanyl-6-methyl-pyrimidin-4-ylmethyl)-morpholine

5-Morpholin-4-yl-pent-3-yn-2-one (1 g, 6 mmol) and 2-hexyl-isothiourea hydrobromide (1.06 g, 7 mmol) were dissolved under nitrogen in DMF (10 mL), then  
15 N,N-diisopropyl ethylamine (4.1 mL, 24 mmol) was added and stirring at the room temperature continued for 18 hours.

DMF was evaporated. The product was extracted with AcOEt (2 x 50 mL), saturated solution of NH<sub>4</sub>Cl (2 x 50 mL), dried and concentrated. The residue was purified by flash chromatography on an aminated silica gel column with a heptane/ethyl acetate gradient.

20 One obtained 440 mg (24 %) of a yellow liquid. MS: m/z = 310 (M + H).

#### Example 2

4-(6-Methyl-2-pentylsulfanyl-pyrimidin-4-ylmethyl)-morpholine

In analogous manner using N-pentylisothiuronium hydrochloride. One obtained 260  
25 mg (29 %) of a brown oil. MS: m/z = 296 (M+H).

#### Example 3

4-[6-Methyl-2-((2E,6E)-3,7,9-trimethyl-deca-2,6-dienylsulfanyl)-pyrimidin-4-ylmethyl]-morpholine

30 In analogous manner using 2-thio-2-(3,7,9-trimethyl-2,6-decadienyl)pseudo-urea hydrobromide. One obtained 300 mg (35 %) of a colorless oil. MS: m/z = 404 (M+H).

#### Example 4

4-[6-Methyl-2-((E)-3-phenyl-allylsulfanyl)-pyrimidin-4-ylmethyl]-morpholine

35 In analogous manner using 2-((E)-3-phenyl-allyl)-isothiourea. One obtained 300 mg (34 %) of a colorless oil. MS: m/z = 342 (M+H).

**Example 5**

4-[2-(4-Methoxy-benzylsulfanyl)-6-methyl-pyrimidin-4-ylmethyl]-morpholine

- 5 In analogous manner using 2-(p-methoxybenzyl)-2-thiopseudourea. One obtained 414 mg (40 %) of a colorless oil. MS:  $m/z = 346$  (M+H).

**Example 6**

4-[6-Methyl-2-(4-methyl-benzylsulfanyl)-pyrimidin-4-ylmethyl]-morpholine

- 10 In analogous manner using 2-(4-methyl-benzyl)-isothiourea hydrobromide. One obtained 427 mg (48 %) of a colorless oil. MS:  $m/z = 330$  (M+H).

**Example 7**

4-[6-Methyl-2-((E)-3-*m*-tolyl-allylsulfanyl)-pyrimidin-4-ylmethyl]-morpholine

- 15 In analogous manner using 2-((E)-3-*m*-tolyl-allyl)-isothiourea. One obtained 100 mg (20 %) of a yellow oil. MS:  $m/z = 356$  (M+H).

**Example 8**

4-[6-Methyl-2-(4-phenoxy-butylsulfanyl)-pyrimidin-4-ylmethyl]-morpholine

- 20 In analogous manner using 2-(4-phenoxy-butyl)-isothiourea hydrobromide. One obtained 100 mg (18 %) of a yellow oil. MS:  $m/z = 374$  (M+H).

**Example 9**

4-(2-Butylsulfanyl-6-methyl-pyrimidin-4-ylmethyl)-morpholine

- 25 In analogous manner using 2-butyl-isothiourea hydroiodide. One obtained 100 mg (23 %) of a yellow oil. MS:  $m/z = 282$  (M+H).

**Example 10**

4-[2-(1,3-Dimethyl-butylsulfanyl)-6-methyl-pyrimidin-4-ylmethyl]-morpholine

- 30 In analogous manner using 2-(1,3-dimethyl-butyl)-isothiourea hydrobromide. One obtained 100 mg (20 %) of a yellow oil. MS:  $m/z = 310$  (M+H).

**Example 11**

4-[2-(4-*tert*-Butyl-benzylsulfanyl)-6-methyl-pyrimidin-4-ylmethyl]-morpholine

- 35 In analogous manner using 2-(4-*tert*-butyl-benzyl)-isothiourea hydrobromide. One obtained 200 mg (32 %) of a yellow oil. MS:  $m/z = 372$  (M+H).

## Example 12

4-[6-Methyl-2-(3-phenyl-propylsulfanyl)-pyrimidin-4-ylmethyl]-morpholine

- 5 In analogous manner using 2-(3-phenyl-propyl)-isothioureia hydrobromide. One obtained 300 mg (48 %) of a yellow oil. MS:  $m/z = 344$  (M+H).

## Example 13

4-(2-Ethylsulfanyl-6-methyl-pyrimidin-4-ylmethyl)-morpholine

- 10 In analogous manner using 2-ethyl-2-thiopseudourea hydrobromide. One obtained 1.5 g (55 %) of a yellow oil. MS:  $m/z = 254$  (M+H).

## Example 14

4-(6-Methyl-2-octyl-pyrimidin-4-ylmethyl)-morpholine

- 15 5-Morpholin-4-yl-pent-3-yn-2-one (0.2 g, 1.2 mmol) and nonanamidine mesylate (0.5 g, 3 mmol) were dissolved in MeOH (5ml) and treated with a 5.4 M solution of sodium methylate in MeOH (1.33 ml, 7 mmol) at reflux for 15 h. MeOH was evaporated, and the mixture extracted with AcOEt and water. The crude product was purified by chromatography on Si-amine with a heptane/AcOEt gradient of 100:0 to 80:20 affording  
20 a light yellow oil (0.2 g, 54 %). MS:  $m/z = 306.4$  (M+H).

## Step A4:

4-(2-Ethanesulfonyl-6-methyl-pyrimidin-4-ylmethyl)-morpholine

- 25 4-(2-Ethylsulfanyl-6-methyl-pyrimidin-4-ylmethyl)-morpholine (2 g, 6.4 mmol) was dissolved in MeOH (20 mL) and treated with potassium monopersulfate triple salt (5.57 g, 9 mmol) for 2 h. Filtered, filtrate stirred with 10 % aqueous NaHSO<sub>3</sub> solution (10 mL) for 5 min and then extracted with AcOEt/H<sub>2</sub>O. Chromatography on silica gel with a gradient heptane/AcOEt 3:2 to 2:3 afforded a colorless oil (0.6 g, 36 %).  
MS:  $m/z = 286$  (M+H).

30

## Step A5:

## Example 15

(3,5-Bis-trifluoromethyl-benzyl)-(4-methyl-6-morpholin-4-ylmethyl-pyrimidin-2-yl)-amine

- 35 4-(2-Ethanesulfonyl-6-methyl-pyrimidin-4-ylmethyl)-morpholine (0.2 g, 0.55 mmol) and 3,5-bis(trifluoromethyl)benzylamine (0.51 g, 2.1 mmol) dissolved in THF (2 mL)

were stirred at 20 °C overnight. Evaporated and extracted with AcOEt (40 ml) and NaHCO<sub>3</sub> (40 ml).

Chromathography on silica gel in AcOEt / heptane 2:1 gave a light yellow oil (60 mg, 20 %). MS: m/z = 435 (M+H).

#### Step B1:

##### 5,5-Diethoxy-pent-3-yn-2-one

Propargylaldehyde diethylacetal (40 g, 312 mmol) was dissolved in THF (200 mL) under argon and cooled to -70 °C. Then a 1.6 M solution of n-butyllithium in hexane (234 mL, 374 mmol) was added and stirring continued for 30 min at -30 °C. Then N-methoxy-N-methylacetamide (38.6 g, 374 mmol) in THF (10 mL) was added. After 30 min at -30 °C, the reaction was quenched by addition of saturated NH<sub>4</sub>Cl solution (20 mL). The product was extracted with AcOEt (2 x 200 mL), saturated solution of NH<sub>4</sub>Cl (2 x 200 mL), dried and concentrated. Chromatography on silica gel with a heptane / ethyl acetate gradient 100:0 to 95:5 gave 38.5 g (72 %) of a colorless oil. GC/MS: m/z = 232(M).

##### 5,5-Diethoxy-1,1,1-trifluoro-pent-3-yn-2-one

3,3-Diethoxy-1-propyne (10 mL, 70 mmol) was dissolved under argon in THF (200 mL) and cooled to -70 °C. Then a 1.6 M solution of n-butyllithium in hexane (48 mL, 77 mmol) was added slowly at -70 °C, then allowed to warm to -30 °C and stirred at -30 °C for 30 min, then cooled again to -70 °C. Ethyl trifluoroacetate (9.2 mL, 77 mmol) was added in one portion at -70 °C (the temperature rose to -50 °) then stirred without cooling until -30 °C was reached, then quenched with sat. NH<sub>4</sub>Cl solution (20 mL). Extraction: 2 x AcOEt, 1 x sat. NH<sub>4</sub>Cl sat., 1 x sat. NaCl. Chromatography on silica gel in heptane/ethyl acetate 5:1 afforded 4.94 g (31 %) of an orange oil. GC/MS: m/z = 223 (M-H).

##### 1-Cyclopropyl-4,4-diethoxy-but-2-yn-1-one

3,3-Diethoxy-1-propyne (10 mL, 70 mmol) was dissolved under argon in THF (150 mL) and cooled to -70 °C. Then a 1.6 M solution of n-butyllithium in hexane (48 mL, 77 mmol) was added slowly at -70 °C, then allowed to warm to -30 °C and stirred at -30 °C for 30 min, then cooled again to -70 °C. Cyclopropanecarboxylic acid methoxy-methylamide (10 g, 77 mmol) was added at once at -70 °C (the temperature rose to -50 °) then stirred without cooling until 0 °C was reached, then quenched with sat. NH<sub>4</sub>Cl solution (20 mL). Extraction: 2 x AcOEt, 1 x sat. NH<sub>4</sub>Cl, 1 x sat. NaCl. The crude brown oil (15 g) was purified by chromatography on silica gel in heptane/ethyl acetate 10:1. One obtained 6 g (43 %) of a yellowish oil. MS: m/z = 151(M).

**4,4-Diethoxy-but-2-ynal**

3,3-Diethoxy-1-propyne (10 mL, 70 mmol) was dissolved under argon in THF (50 mL) and cooled to -70 °C. Then a 1.6 M solution of n-butyllithium in hexane (48 mL, 77 mmol) was added slowly at -70 °C, then allowed to warm to -40 °C and stirred at -40 °C for 15 min, then cooled again to -70 °C. DMF (6 mL, 77 mmol) was added at -70 °C, then stirred without cooling until -10 °C were reached, then quenched with sat. NH<sub>4</sub>Cl solution (10 mL). Extraction: AcOEt, sat. NH<sub>4</sub>Cl solution. Chromatography: heptane/ethyl acetate 95:5. One obtained 300 mg (2.7 %) of a volatile colorless oil, which was directly used in the next step.

**Step B2:****4-Diethoxymethyl-2-hexylsulfanyl-6-methyl-pyrimidine**

5,5-Diethoxy-pent-3-yn-2-one (15 g, 88 mmol) and 2-hexyl-isothiourea hydrobromide (23 g, 97 mmol) were dissolved under nitrogen in THF (150 mL). Then triethylamine (27 mL, 194 mmol) was added slowly while cooling with an ice bath to keep the temperature at 20 °C. The suspension was stirred without cooling for 5 h. The product was extracted with AcOEt, sat. NH<sub>4</sub>Cl solution, dried and concentrated. The residue was purified by silica gel chromatography in heptane/AcOEt 20:1. One obtained 22.3 g (80 %) of a colorless oil and 2.8 g of a yellow by-product.

**4-Diethoxymethyl-2-hexylsulfanyl-6-trifluoromethyl-pyrimidine**

5,5-Diethoxy-1,1,1-trifluoro-pent-3-yn-2-one (2 g, 8.9 mmol) and 2-hexyl-isothiourea hydrobromide (2.4 g, 9.8 mmol) were dissolved under nitrogen in THF (20 mL). Then triethylamine (2.7 mL, 19.6 mmol) was added slowly. The reaction was exothermic (40 °C). The suspension was stirred for 4 h at 20 °C. The product was extracted with AcOEt, sat. NH<sub>4</sub>Cl solution, dried and concentrated. The residue was purified by silica gel chromatography in heptane/AcOEt 20:1. One obtained 2.5 g (76 %) of a colorless oil. MS: m/z = 367 (M+H).

**4-Cyclopropyl-6-diethoxymethyl-2-hexylsulfanyl-pyrimidine**

1-Cyclopropyl-4,4-diethoxy-but-2-yn-1-one (2 g, 10 mmol) and 2-hexyl-isothiourea hydrobromide (2.7 g, 11.2 mmol) were dissolved under nitrogen in THF (20 mL). Then triethylamine (3.1 mL, 22.4 mmol) was added slowly. The reaction was slightly exothermic (28 °C). The suspension was stirred for 5 h at 20 °C. The product was extracted with AcOEt, sat. NH<sub>4</sub>Cl solution, dried and concentrated. The residue was purified by silica gel chromatography in heptane/ethyl acetate 95:5. One obtained 2.86 g (83 %) of a colorless oil. MS: m/z = 339 (M+H).

**4-Diethoxymethyl-2-hexylsulfanyl-pyrimidine**

(4,4-Diethoxy-but-2-ynal and 2-hexyl-isothiourea hydrobromide (300 mg, 1.9 mmol) (509 g, 2.1 mmol) were dissolved under nitrogen in THF (3 mL). Then triethylamine (0.6 mL, 4.2 mmol) was added. Then suspension was stirred at 20 °C overnight. The product  
5 was extracted with AcOEt, sat. NH<sub>4</sub>Cl solution, dried and concentrated. The residue was purified by silica gel chromatography in heptane/ethyl acetate 95:5. One obtained 260 mg (45 %) of a colorless oil. MS: m/z = 299 (M+H).

**Step B3:****10 2-Hexylsulfanyl-6-methyl-pyrimidine-4-carbaldehyde**

4-Diethoxymethyl-2-hexylsulfanyl-6-methyl-pyrimidine (19 g, 60.8 mmol) was dissolved in THF (100 mL) and 4 N aqueous H<sub>2</sub>SO<sub>4</sub> (100 mL) and heated at 50 °C for 33 h. Poured in cold 10 % Na<sub>2</sub>CO<sub>3</sub> solution (400 mL) and extracted with ethyl acetate and a sat. solution of NaCl. The crude oil was purified by silica gel chromatography with a  
15 heptane/ DCM gradient of 100:0 to 67:33. One obtained 10.7 g (74 %) of a yellow oil.

**2-Hexylsulfanyl-6-trifluoromethyl-pyrimidine-4-carbaldehyde**

4-Diethoxymethyl-2-hexylsulfanyl-6-trifluoromethyl-pyrimidine (1.6 g, 4.4 mmol) was stirred in trifluoroacetic acid (15 mL) and water (1.5 mL) for 10 h at 20 °C. The reaction mixture was evaporated to dryness and the residue extracted with ethyl acetate, sat.  
20 Na<sub>2</sub>CO<sub>3</sub> solution and sat. NaCl solution. One obtained 1.18 g (92 %) of a yellow oil. MS: m/z = 311 (M+H+H<sub>2</sub>O, hydrate).

**6-Cyclopropyl-2-hexylsulfanyl-pyrimidine-4-carbaldehyde**

4-Cyclopropyl-6-diethoxymethyl-2-hexylsulfanyl-pyrimidine (2.7 g, 8 mmol) was dissolved in THF (13 mL) and 4 N HCl (13 mL) and stirred at 20 °C for 19 h. The  
25 reaction mixture was poured in cold 10 % Na<sub>2</sub>CO<sub>3</sub> (100 mL) and extracted twice with AcOEt and once with sat. NaCl solution. The crude product was purified by chromatography on silica gel in heptane/ DCM with a gradient of 100:0 to 67:33. One obtained 2 g (94 %) of a yellow oil, which solidified upon standing in the fridge. MS: m/z = 264 (M).

**30 2-Hexylsulfanyl-pyrimidine-4-carbaldehyde**

4-Diethoxymethyl-2-hexylsulfanyl-pyrimidine (250 mg, 0.8 mmol) was stirred in THF (5 mL) and 4 N HCl (5 mL) at 20 °C for 64 h. The reaction mixture was poured in cold 10 % Na<sub>2</sub>CO<sub>3</sub> and extracted twice with AcOEt and once with sat. NaCl solution. The crude product was purified by chromatography on silica gel in heptane/ AcOEt 10:1. One  
35 obtained 138 mg (73 %) of a yellow oil. MS: m/z = 224 (M).

Step B4:

#### Example 16

##### 2-Hexylsulfanyl-4-methyl-6-pyrrolidin-1-ylmethyl-pyrimidine

2-Hexylsulfanyl-6-methyl-pyrimidine-4-carbaldehyde (0.1 g, 0.42 mmol) was dissolved  
5 in ethanol (1 mL) and acetic acid (0.1 mL). Then pyrrolidine (0.07 mL, 1 mmol) and  
sodium cyanoborohydride (26 mg, 0.4 mmol) were added slowly at 20 °C and stirring  
continued for 24 h. The reaction mixture was evaporated to dryness and dissolved in a  
minimal amount of DMF (0.8 mL) and directly purified by preparative HPLC  
10 chromatography on a YMC combiprep ODS-AQ column (75 x 20 mm iD, S-5 μM, 12  
nm) with an acetonitrile-water gradient. One obtained 34.7 mg (28 %) of a yellow liquid.  
MS:  $m/z = 294$  (M+H).

#### Example 17

##### 1-(2-Hexylsulfanyl-6-methyl-pyrimidin-4-ylmethyl)-pyrrolidin-3-ol

15 In analogous manner using 3-pyrrolidinol. MS:  $m/z = 310$  (M+H).

#### Example 18

##### [1-(2-Hexylsulfanyl-6-methyl-pyrimidin-4-ylmethyl)-pyrrolidin-3-yl]-dimethyl-amine

In analogous manner using 3-(dimethylamino)pyrrolidine. MS:  $m/z = 337$  (M+H).  
20

#### Example 19

##### 2-Hexylsulfanyl-4-methyl-6-piperidin-1-ylmethyl-pyrimidine

In analogous manner using piperidine. MS:  $m/z = 308$  (M+H).

#### Example 20

25 8-(2-Hexylsulfanyl-6-methyl-pyrimidin-4-ylmethyl)-1,4-dioxo-8-aza-spiro[4.5]decane

In analogous manner using 1,4 dioxo-8-azaspiro(4.5)decane. MS:  $m/z = 366$  (M+H).

#### Example 21

##### 1-(2-Hexylsulfanyl-6-methyl-pyrimidin-4-ylmethyl)-piperidine-3-carboxylic acid amide

30 In analogous manner using nipecotamide. MS:  $m/z = 351$  (M+H).

#### Example 22

##### 4-(3,5-Dimethyl-piperidin-1-ylmethyl)-2-hexylsulfanyl-6-methyl-pyrimidine

In analogous manner using 3,5-dimethyl-piperidine. MS:  $m/z = 336$  (M+H).

- 28 -

## Example 23

1-(2-Hexylsulfanyl-6-methyl-pyrimidin-4-ylmethyl)-piperidin-4-ol

In analogous manner using 4-hydroxypiperidine. MS:  $m/z = 324$  (M+H).

5

## Example 24

2-(2-Hexylsulfanyl-6-methyl-pyrimidin-4-ylmethyl)-decahydro-isoquinoline

In analogous manner using decahydroisoquinoline. MS:  $m/z = 362$  (M+H).

## Example 25

10 1-(2-Hexylsulfanyl-6-methyl-pyrimidin-4-ylmethyl)-4-methyl-[1,4]diazepane

In analogous manner using N-methylhomopiperazine. MS:  $m/z = 337$  (M+H).

## Example 26

2-(2-Hexylsulfanyl-6-methyl-pyrimidin-4-ylmethyl)-1,2,3,4-tetrahydro-isoquinoline

15 In analogous manner using 1,2,3,4-tetrahydroisoquinoline. MS:  $m/z = 356$  (M+H).

## Example 27

1-(2-Hexylsulfanyl-6-methyl-pyrimidin-4-ylmethyl)-azepane

In analogous manner using hexamethyleneimine. MS:  $m/z = 322$  (M+H).

20

## Example 28

(2S,6R)-4-(2-Hexylsulfanyl-6-methyl-pyrimidin-4-ylmethyl)-2,6-dimethyl-morpholine

In analogous manner using *cis*-2,6-dimethylmorpholine. MS:  $m/z = 338$  (M+H).

25

## Example 29

1-(2-Hexylsulfanyl-6-methyl-pyrimidin-4-ylmethyl)-piperidin-3-ol

In analogous manner using 3-hydroxypiperidine. MS:  $m/z = 324$  (M+H).

## Example 30

30 4-(4-Ethyl-piperazin-1-ylmethyl)-2-hexylsulfanyl-6-methyl-pyrimidine

In analogous manner using N-ethylpiperazine. MS:  $m/z = 337$  (M+H).

## Example 31

2-Hexylsulfanyl-4-methyl-6-(2-methyl-piperidin-1-ylmethyl)-pyrimidine

35 In analogous manner using 2-methylpiperidine. MS:  $m/z = 322$  (M+H).

- 29 -

## Example 32

1-[4-(2-Hexylsulfanyl-6-methyl-pyrimidin-4-ylmethyl)-[1,4]diazepan-1-yl]-ethanone  
In analogous manner using N-acetylhomopiperazine. MS:  $m/z = 365$  (M+H).

5

## Example 33

4-(2-Hexylsulfanyl-6-methyl-pyrimidin-4-ylmethyl)-[1,4]oxazepane  
In analogous manner using homomorpholine hydrochloride. MS:  $m/z = 323$  (M+H).

## Example 34

10 4-(3,5-Dimethyl-piperazin-1-ylmethyl)-2-hexylsulfanyl-6-methyl-pyrimidine  
In analogous manner using 2,6-dimethylpiperazine. MS:  $m/z = 337$  (M+H).

## Example 35

15 (1S,5S)-3-(2-Hexylsulfanyl-6-methyl-pyrimidin-4-ylmethyl)-1,2,3,4,5,6-hexahydro-1,5-  
methano-pyrido[1,2-*a*][1,5]diazocin-8-one  
In analogous manner using (-)-cytisine. MS:  $m/z = 413$  (M+H).

## Example 36

1-Benzyl-4-(2-hexylsulfanyl-6-methyl-pyrimidin-4-ylmethyl)-[1,4]diazepane  
20 In analogous manner using 1-benzyl-hexahydro-1,4diazepine. MS:  $m/z = 413$  (M+H).

## Example 37

4-(2,6-Dimethyl-piperidin-1-ylmethyl)-2-hexylsulfanyl-6-methyl-pyrimidine  
2-Hexylsulfanyl-6-methyl-pyrimidine-4-carbaldehyde (0.2 g, 1mmol) and  
25 2,6-dimethylpiperidine (0.23 mL, 2mmol) were dissolved in tetraisopropyl orthotitanate  
(0.5 mL) and stirred at 20 °C for 1 h. The solution was diluted with 2-propanol (5 mL)  
and treated with sodium cyanoborohydride (105 mg, 2 mmol) at 20 °C for 20 h. Water (1  
mL) was added, and the resulting precipitate filtered off and evaporated. The product was  
extracted with AcOEt, sat. NH<sub>4</sub>Cl solution, dried and concentrated. The residue was  
30 purified by preparative HPLC chromatography on a YMC combiprep ODS-AQ column  
(75 x 20 mm iD, S-5 μM, 12 nm) with an acetonitrile-water gradient. One obtained 37  
mg (36 %) of a colorless liquid. MS:  $m/z = 336$  (M+H).

## Example 38

35 4-(*cis*-2,6-Dimethyl-piperidin-1-ylmethyl)-2-hexylsulfanyl-6-methyl-pyrimidine  
In analogous manner using *cis*-2,6-dimethylpiperidine. MS:  $m/z = 336$  (M+H).

- 30 -

## Example 39

4-(2-Hexylsulfanyl-6-trifluoromethyl-pyrimidin-4-ylmethyl)-morpholine  
2-Hexylsulfanyl-6-trifluoromethyl-pyrimidine-4-carbaldehyde (0.5 g, 1.7 mmol) and  
5 morpholine (0.16 mL, 1.9 mmol) were dissolved in ethanol (5 mL) and acetic acid  
(0.5 mL) and treated with borane-pyridine complex (0.19 mL, 1.9 mmol) for 4 h at 20 °C.  
The reaction mixture was evaporated to dryness. Extraction: 2 x AcOEt, 1 x 10 %  
aqueous Na<sub>2</sub>CO<sub>3</sub>. One obtained a mixture of the expected product and the reduced  
aldehyde which was more polar. This mixture was separated by chromatography on Si-  
10 amine from Silicycle with a gradient of heptane/ethyl acetate from 10:1 up to 1:1. Gave  
220 mg (35 %) of a colorless oil. MS: m/z = 364 (M+H).

## Example 40

4-(6-Cyclopropyl-2-hexylsulfanyl-pyrimidin-4-ylmethyl)-morpholine  
15 in analogous manner from 6-cyclopropyl-2-hexylsulfanyl-pyrimidine-4-carbaldehyde.  
One obtained 342 mg (54%) of a colorless oil. MS: m/z = 336 (M+H).

## Example 41

4-(2-Hexylsulfanyl-6-ethyl-pyrimidin-4-ylmethyl)-morpholine  
20 in analogous manner from 6-ethyl-2-hexylsulfanyl-pyrimidine-4-carbaldehyde. One  
obtained a colorless oil. MS: m/z = 324 (M+H).

## Example 42

4-(2-Hexylsulfanyl-pyrimidin-4-ylmethyl)-morpholine  
25 in analogous manner from 2-hexylsulfanyl-pyrimidine-4-carbaldehyde. One obtained 62  
mg (36 %) of a colorless oil. MS: m/z = 296 (M+H).

## Step C1:

## 5-Hydroxy-hex-3-yn-2-one

30 A solution of 3-hexyn-2,5-diol (5 mL, 45 mmol) in acetone (50 mL) was cooled in ice  
under nitrogen. Jones' reagent (22 ml, 45 mmol, 2 M CrO<sub>3</sub> in 4 M H<sub>2</sub>SO<sub>4</sub>) was added  
slowly at 5 °C over 2 h. The resulting green solution was decanted from the chromium  
salts and extracted with AcOEt and sat. NaCl solution. The crude product was purified by  
chromatography on silica gel with a heptane/AcOEt gradient. One obtained 2.2 g (45 %)  
35 of a colorless oil.

- 31 -

**Step C2:****1-(2-Hexylsulfanyl-6-methyl-pyrimidin-4-yl)-ethanol**

5-Hydroxy-hex-3-yn-2-one (2 g, 18 mmol) and 2-hexyl-isothiourea hydrobromide (5.2 g, 21 mmol) were dissolved in THF (10 mL). Then the triethylamine (5.5 mL, 40 mmol) was added and stirring continued for 3 h. The reaction was slightly exothermic. The mixture was extracted with AcOEt and sat. NH<sub>4</sub>Cl solution. The crude product was purified by chromatography on silica gel with a heptane/AcOEt gradient. One obtained 2.8g (61%) of a light yellow oil. MS: m/z = 254 (M)

**10 Step C3:****1-(2-Hexylsulfanyl-6-methyl-pyrimidin-4-yl)-ethanone**

1-(2-Hexylsulfanyl-6-methyl-pyrimidin-4-yl)-ethanol (2.2 g, 8.65 mmol) was dissolved under nitrogen in acetone (20 mL). Then 2 M Jones' reagent prepared from 20 g CrO<sub>3</sub> in 100 mL 4 M H<sub>2</sub>SO<sub>4</sub> (6.5 mL, 13 mmol) was add dropwise. After stirring for 2 h at 20 °C, the resulting green solution was decanted from the chromium salts and extracted with AcOEt and sat. NaCl solution. The crude product was purified by chromatography on silica gel with a heptane/AcOEt gradient. One obtained 960 mg (44 %) of white crystals. MS: m/z = 252 (M).

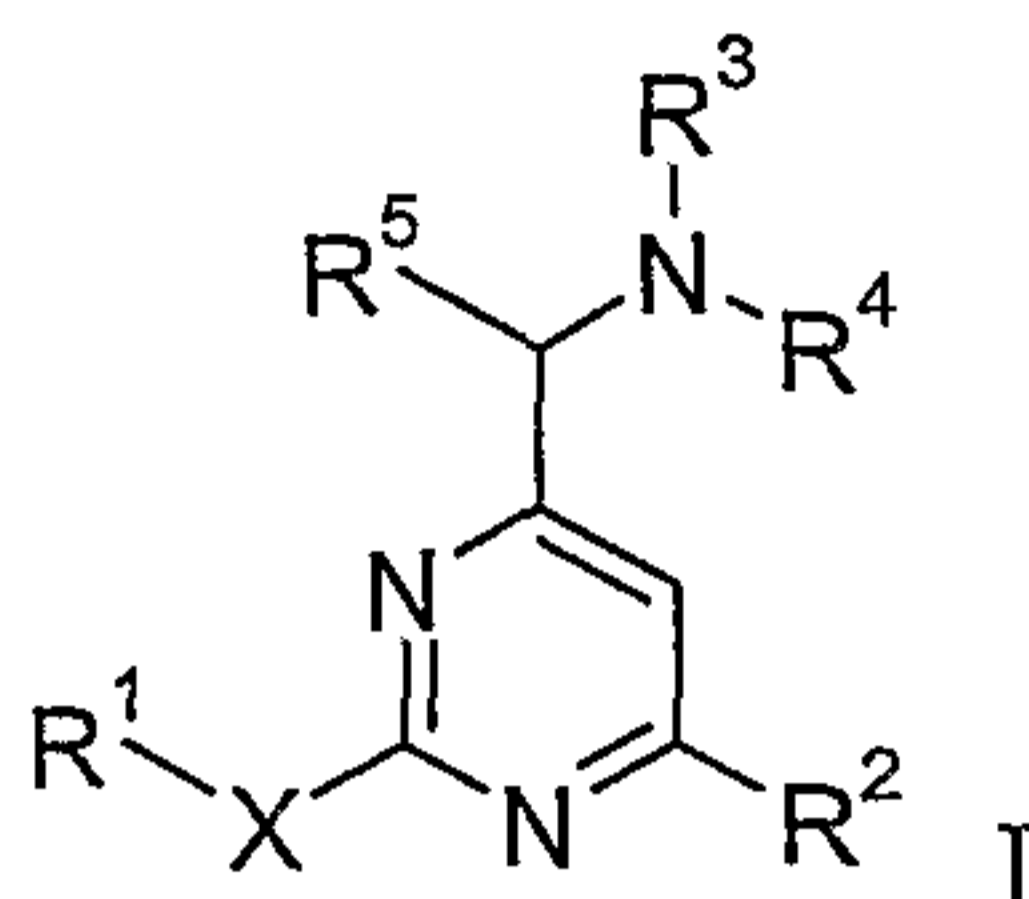
**20 Step C4:****Example 43****4-[1-(2-Hexylsulfanyl-6-methyl-pyrimidin-4-yl)-ethyl]-morpholine**

1-(2-Hexylsulfanyl-6-methyl-pyrimidin-4-yl)-ethanone (200 mg, 0.79 mmol) and morpholine (138 μL, 1.58 mol) were dissolved in tetraisopropyl orthotitanate (0.5 mL) and heated at 80 °C for 16 h. The brown solution was diluted with 2-propanol (5 mL) and treated with sodium cyanoborohydride (32 mg, 0.5 mmol) at 20 °C for 6 h. Extraction: 2 x AcOEt, 2 x sat. NH<sub>4</sub>Cl solution. Chromatography: Si-amine, heptane/ethyl acetate 85:15. One obtained 86 mg (34 %) of a yellow oil. MS: m/z = 324 (M+H).

30

Claims

## 1. Compounds of the general formula



5 wherein

X is -S- or -NH-;

R<sup>1</sup> is alkyl, alkenyl, arylalkyl, arylalkenyl or aryl-O-alkyl, wherein the aryl groups are optionally substituted by one or more substituents, selected from the group consisting of lower alkyl, lower alkoxy, halogen or lower halogen-alkyl;

10 R<sup>2</sup> is hydrogen, lower alkyl or cycloalkyl;

R<sup>3</sup>/R<sup>4</sup> may form together with the N-atom to which they are attached a non aromatic 5, 6 or 7 membered ring, which may contain in addition to the N-atom one additional heteroatom selected from the group consisting of O, S or N, and wherein the ring is optionally substituted by hydroxy, lower alkyl, lower alkoxy, -NR<sub>2</sub>, -CONR<sub>2</sub>, -CO-lower alkyl or benzyl; or

15 may form together with the N-atom to which they are attached a heterocyclic ring system, containing at least two rings and which may contain one or two additional heteroatoms, selected from the group consisting of N or O;

20 R is hydrogen or lower alkyl;

R<sup>5</sup> is hydrogen or lower alkyl;

and pharmaceutically suitable acid addition salts thereof.

2. Compounds in accordance with claim 1, wherein X is -S-.

25

3. Compounds in accordance with claim 2, wherein R<sup>1</sup> is alkyl and R<sup>3</sup> and R<sup>4</sup> form together with the N-atom a five or six membered ring which may contain an additional O-heteroatom, and which is unsubstituted or substituted by lower alkyl.

4. Compounds in accordance with claim 3, wherein R<sup>3</sup> and R<sup>4</sup> form together with the N-atom a morpholine ring.

5. Compounds in accordance with claim 4, which compounds are  
5 4-(2-hexylsulfanyl-6-methyl-pyrimidin-4-ylmethyl)-morpholine,  
4-(6-methyl-2-pentylsulfanyl-pyrimidin-4-ylmethyl)-morpholine,  
4-(2-hexylsulfanyl-6-trifluoromethyl-pyrimidin-4-ylmethyl)-morpholine,  
4-(2-hexylsulfanyl-6-ethyl-pyrimidin-4-ylmethyl)-morpholine and  
4-[1-(2-hexylsulfanyl-6-methyl-pyrimidin-4-yl)-ethyl]-morpholine.

10

6. Compounds in accordance with claim 3, wherein R<sup>3</sup> and R<sup>4</sup> form together with the N-atom a pyrrolidine or piperidine ring, which is optionally substituted by lower alkyl.

7. Compounds in accordance with claim 6, which compounds are  
15 2-hexylsulfanyl-4-methyl-6-pyrrolidin-1-ylmethyl-pyrimidine,  
2-hexylsulfanyl-4-methyl-6-(2-methyl-piperidin-1-ylmethyl)-pyrimidine,  
4-(2,6-dimethyl-piperidin-1-ylmethyl)-2-hexylsulfanyl-6-methyl-pyrimidine and  
4-(*cis*-2,6-dimethyl-piperidin-1-ylmethyl)-2-hexylsulfanyl-6-methyl-pyrimidine.

20 8. Compounds in accordance with claim 2, wherein R<sup>1</sup> is arylalkyl, optionally substituted by lower alkyl and R<sup>3</sup> and R<sup>4</sup> form together with the N-atom a five or six membered ring which may contain an additional O-heteroatom.

9. Compounds in accordance with claim 8, wherein the compound is  
25 4-[2-(4-*tert*-butyl-benzylsulfanyl)-6-methyl-pyrimidin-4-ylmethyl]-morpholine.

10. Compounds in accordance with claim 2, wherein R<sup>3</sup> and R<sup>4</sup> form together with the N-atom a heterocyclic ring system, containing at least two rings and which may contain one or two heteroatoms, selected from the group consisting of N or O.

30

11. Compounds in accordance with claim 10, wherein the compound is (1*S*,5*S*)-3-(2-hexylsulfanyl-6-methyl-pyrimidin-4-ylmethyl)-1,2,3,4,5,6-hexahydro-1,5-methano-pyrido[1,2-*a*][1,5]diazocin-8-one.

35

12. Compounds of formula I in accordance with claim 1, wherein R<sup>5</sup> is hydrogen.

13. Compounds of formula I in accordance with claim 1, wherein R<sup>5</sup> is methyl.

14. Compounds of formula I in accordance with claim 1, wherein X is  
5 -NH-.

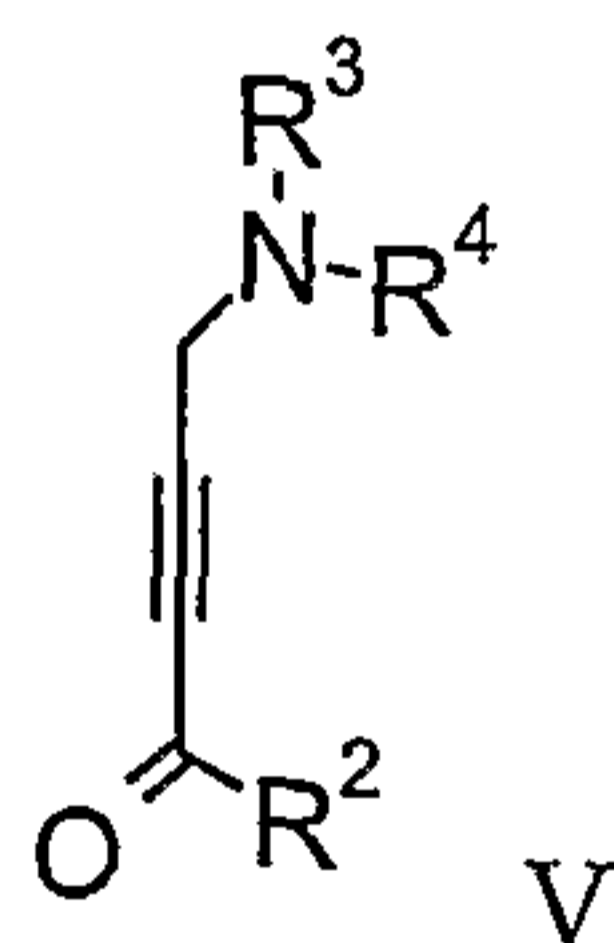
15. A medicament containing one or more compounds of formula I of any one of claims 1 – 14 or a pharmaceutically acceptable salt thereof and an inert carrier for the treatment of diseases related to GABA<sub>B</sub> receptor.

10

16. A medicament according to claim 15 for the treatment of anxiety, depression, epilepsy, schizophrenia, cognitive disorders, spasticity and skeletal muscle rigidity, spinal cord injury, multiple sclerosis, amyotrophic lateral sclerosis, cerebral palsy, neuropathic pain and craving associated with cocaine and nicotine, psychosis,  
15 panic disorders, posttraumatic stress disorders or gastro-intestinal disorders.

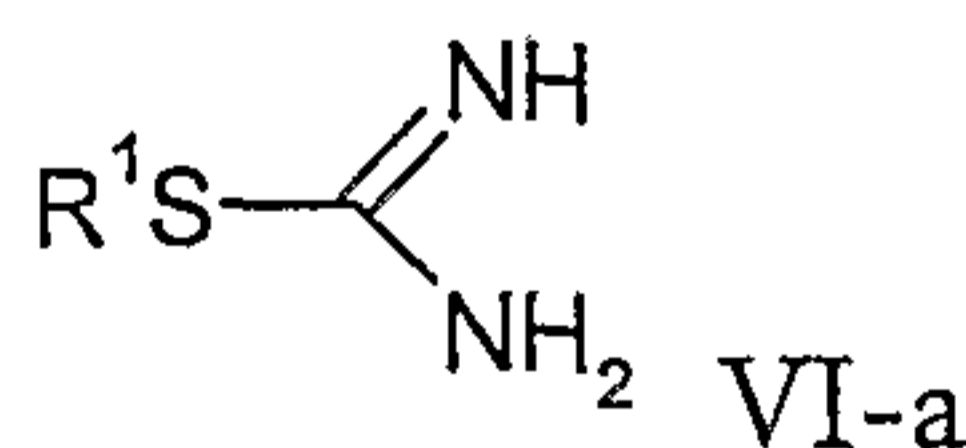
17. A process for preparing a compound of formula I as defined in claim 1, which process comprises

b) reacting a compound of formula

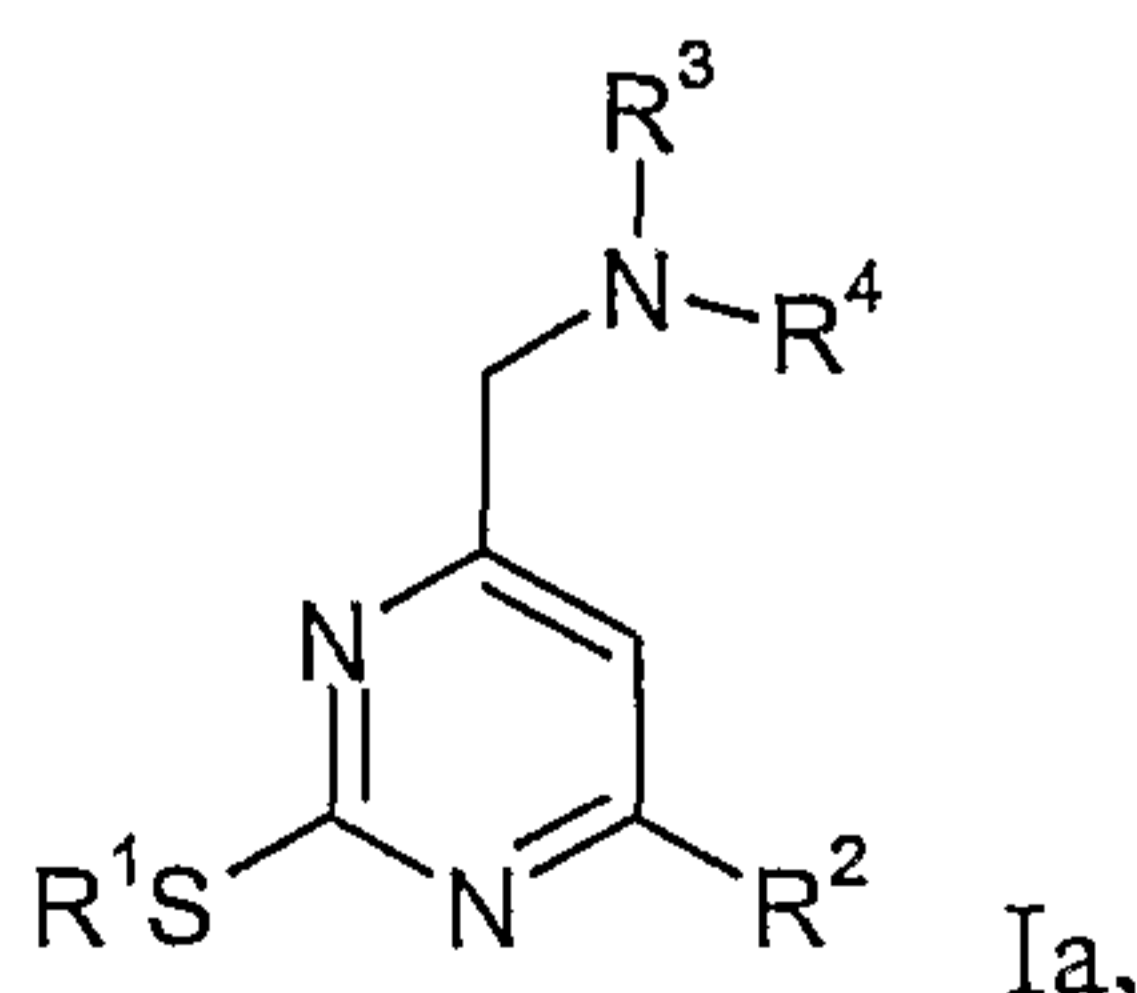


20

with a compound of formula

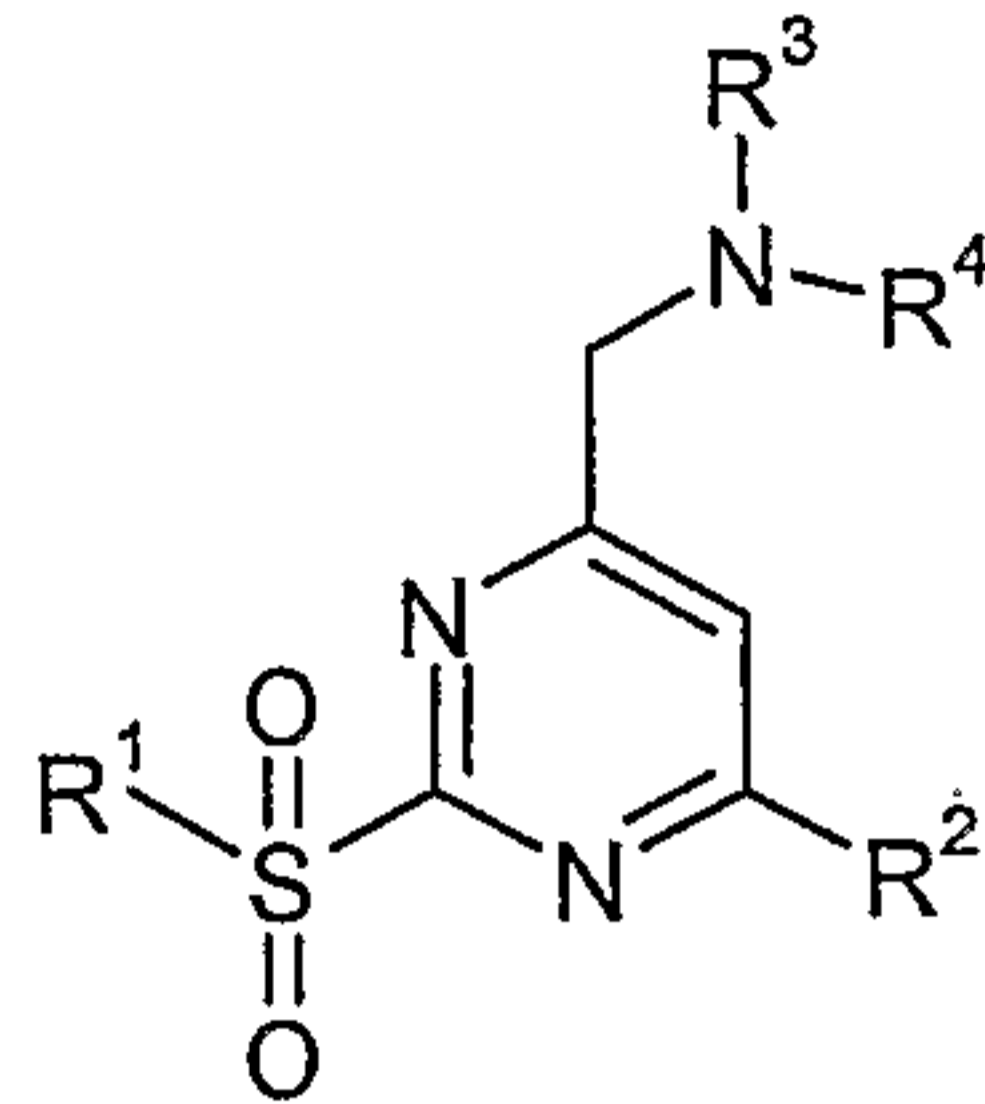


25 to a compound of formula



wherein R<sup>1</sup> to R<sup>4</sup> are as described in claim 1, or

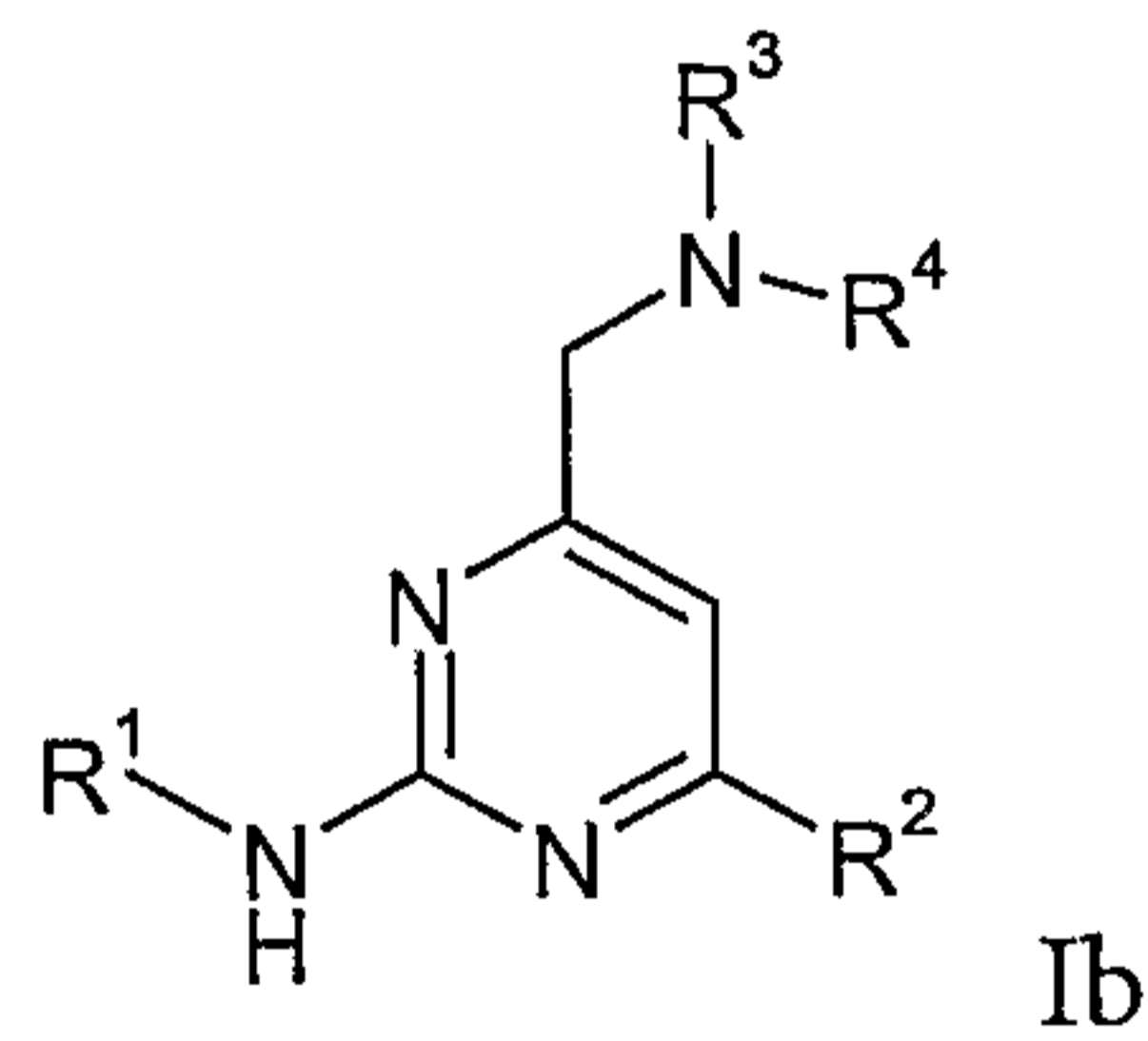
b) reacting a compound of formula



5 with an amine of formula

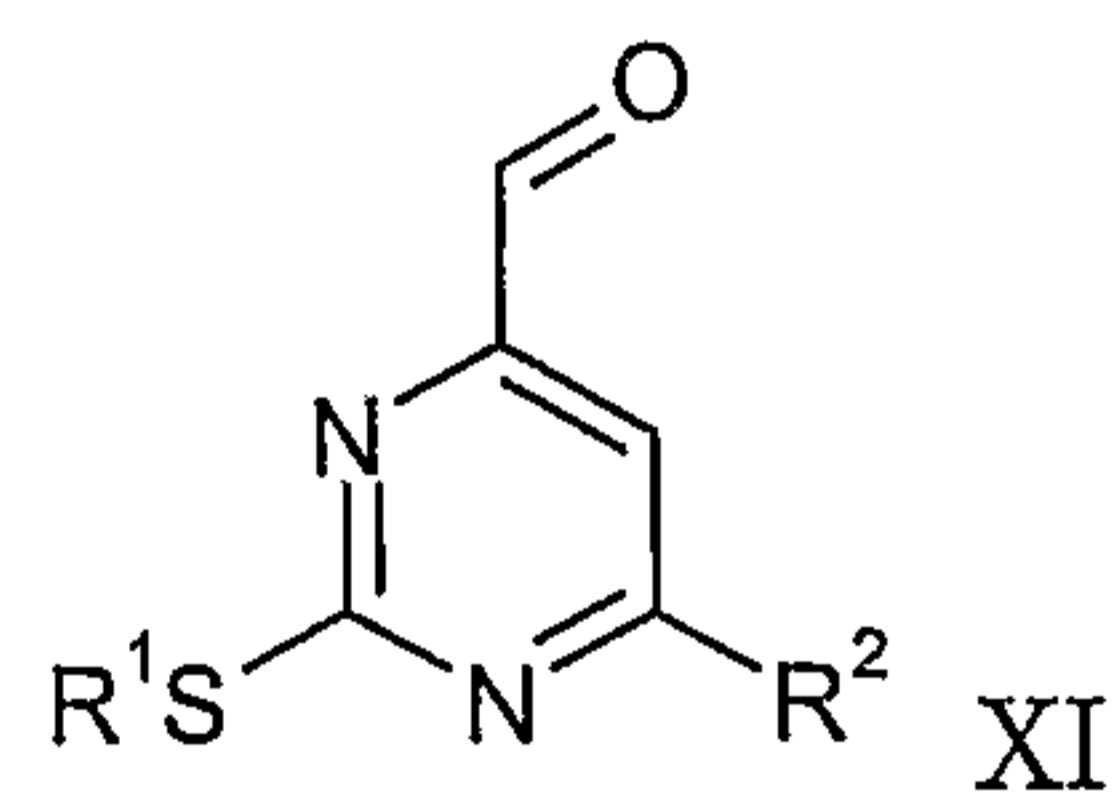


to a compound of formula

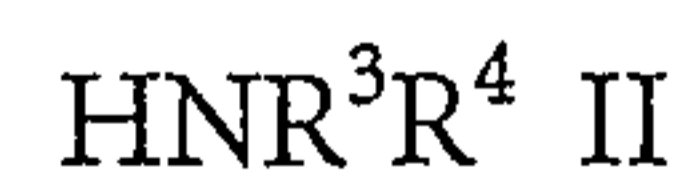


10 wherein  $\text{R}^1$  to  $\text{R}^4$  are as described in claim 1, or

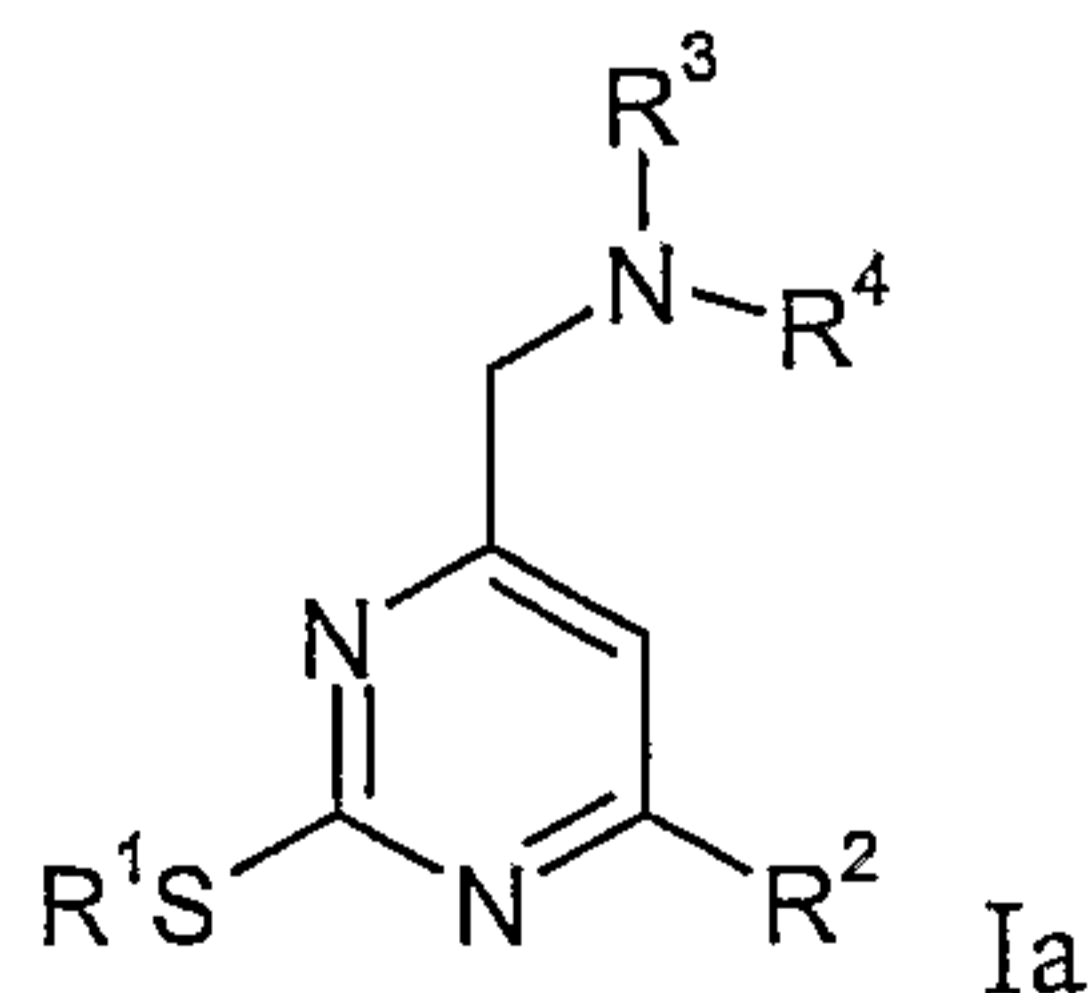
c) reacting a compound of formula



with an amine of formula



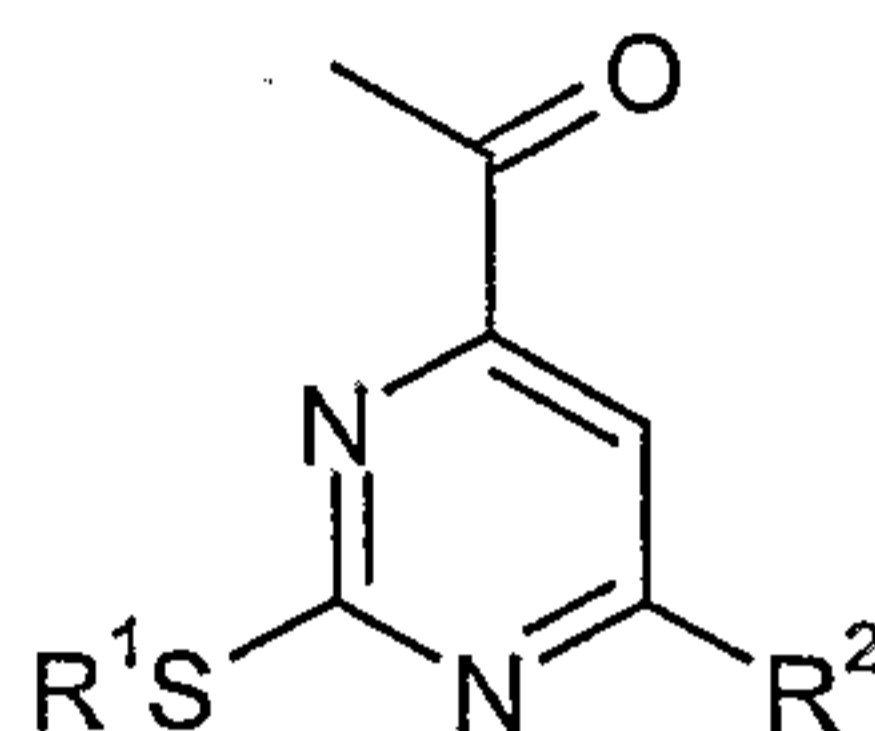
15 to give a compound of formula



- 36 -

wherein R<sup>1</sup> to R<sup>4</sup> are as described in claim 1, or

d) reacting a compound of formula

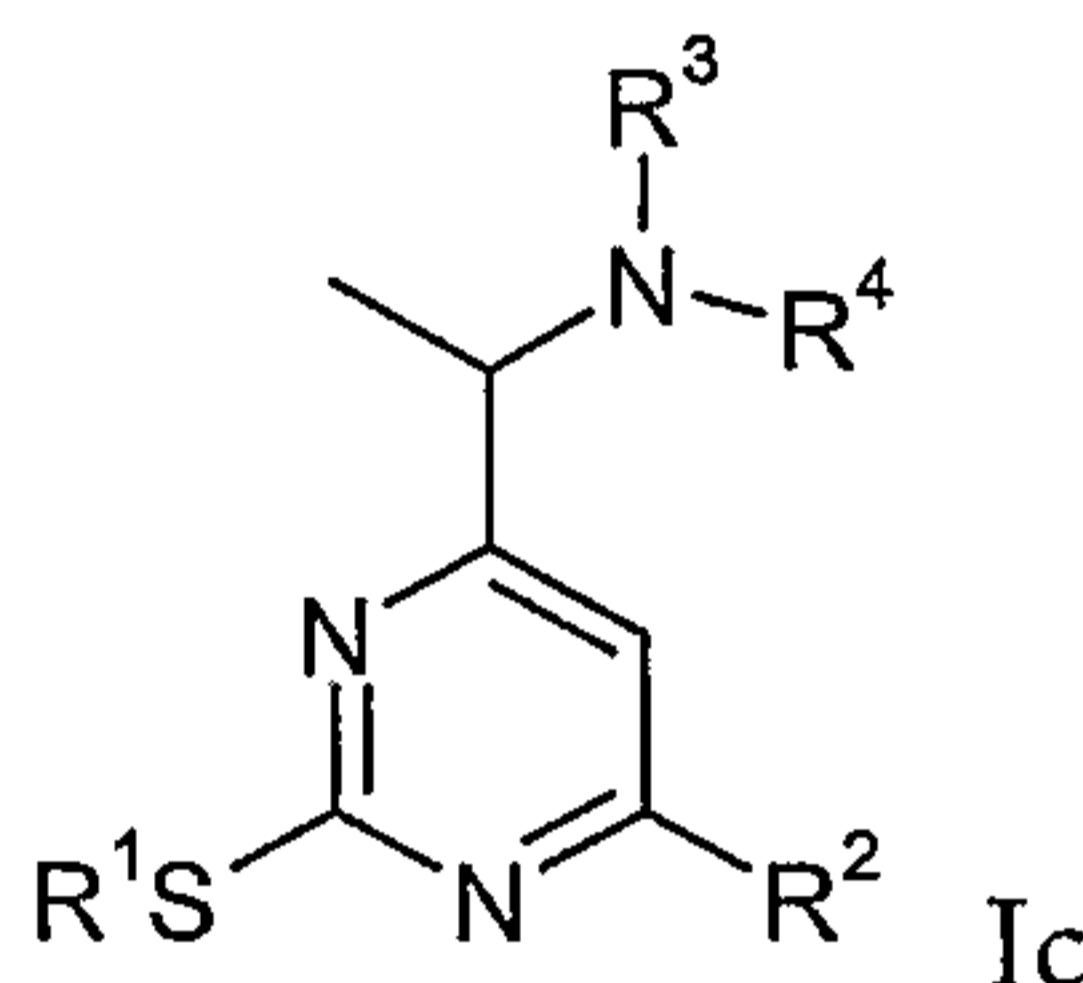


with an amine of formula

5



to give a compound of formula



wherein R<sup>1</sup> to R<sup>4</sup> are as described in claim 1, and

if desired, converting the compound of formula I obtained into a pharmaceutically acceptable salt.

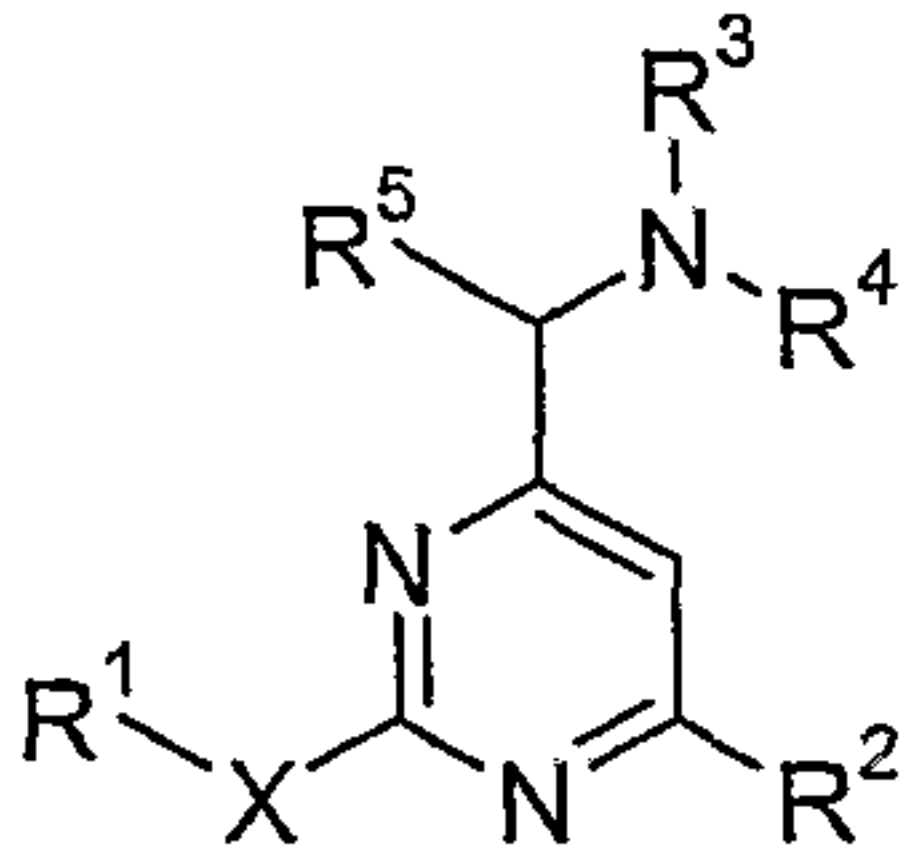
10

18. A compound of formula I in accordance with claim 1, whenever prepared by a process as claimed in claim 17 or by an equivalent method.

19. The use of a compound of formula I in accordance with any one of claims 1 – 14 for the manufacture of a medicament for the treatment of anxiety, depression, epilepsy, schizophrenia, cognitive disorders, spasticity and skeletal muscle rigidity, spinal cord injury, multiple sclerosis, amyotrophic lateral sclerosis, cerebral palsy, neuropathic pain and craving associated with cocaine and nicotine, psychosis, panic disorders, posttraumatic stress disorders or gastro-intestinal disorders.

20

20. The invention as hereinbefore described.



(I)