



(19) **United States**

(12) **Patent Application Publication**
Snell

(10) **Pub. No.: US 2005/0155894 A1**

(43) **Pub. Date: Jul. 21, 2005**

(54) **PRESSING AND VACUUM-PACKING DIAPER**

Publication Classification

(75) Inventor: **Alan Kay Snell**, Idaho Falls, ID (US)

(51) **Int. Cl.⁷ B65D 81/20**

Correspondence Address:
TILLMAN IVSAN, PLLC
PO BOX 471581
CHARLOTTE, NC 28247 (US)

(52) **U.S. Cl. 206/524.8; 206/438; 206/440**

(73) Assignee: **DIAPERROOS, LLC**, Charlotte, NC (US)

(57) **ABSTRACT**

(21) Appl. No.: **10/907,385**

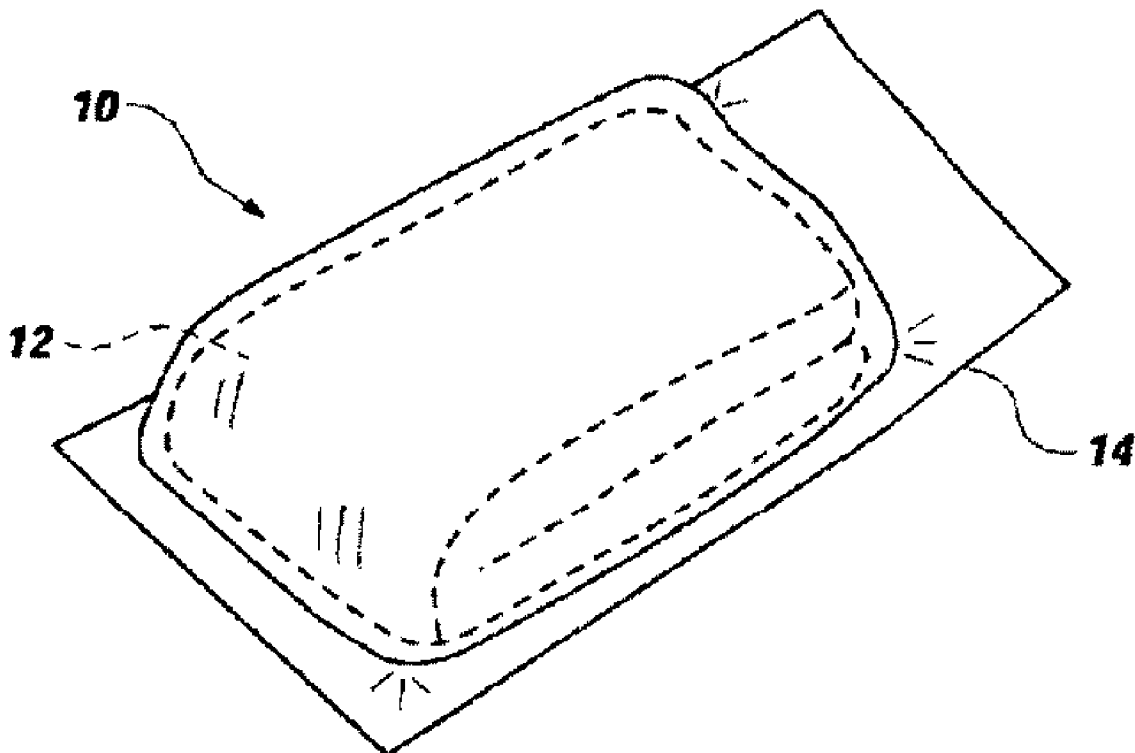
(22) Filed: **Mar. 31, 2005**

A method of packaging a diaper includes: disposing a compressible absorbent diaper within a flexible substantially air impermeable encasement; creating a vacuum state within an interior space defined by the encasement; sealing the encasement such that the interior space of the substantially air impermeable encasement is completely sealed, and such that the compressible absorbent diaper is completely enclosed within the sealed interior space; and pressing at least a portion of the compressible absorbent diaper with a smooth surface. Pressing may occur before vacuum-packing, after vacuum-packing, during vacuum-packing, or both before and after vacuum-packing.

Related U.S. Application Data

(63) Continuation of application No. 10/907,333, filed on Mar. 29, 2005, which is a continuation-in-part of application No. 10/665,169, filed on Sep. 18, 2003.

(60) Provisional application No. 60/451,433, filed on Mar. 4, 2003. Provisional application No. 60/660,792, filed on Mar. 11, 2005.






FIG. 1A




FIG. 1B

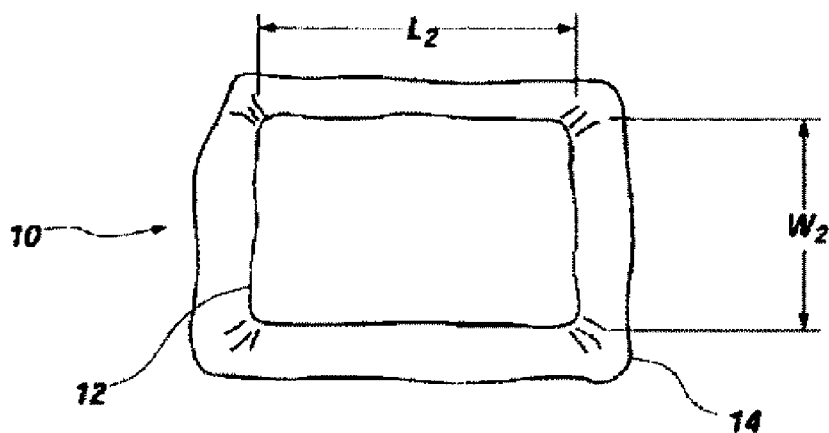


FIG. 2A

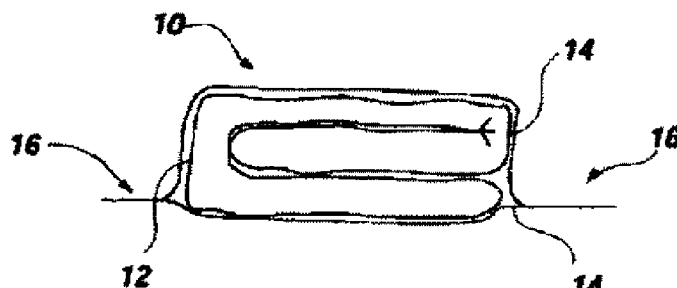


FIG. 2B

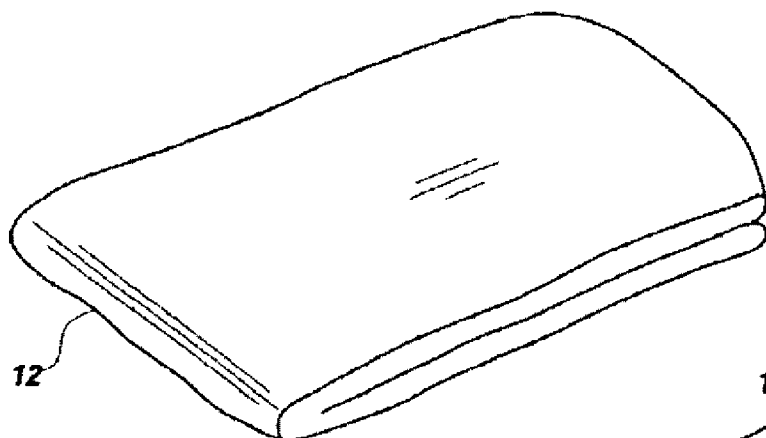


FIG. 3A

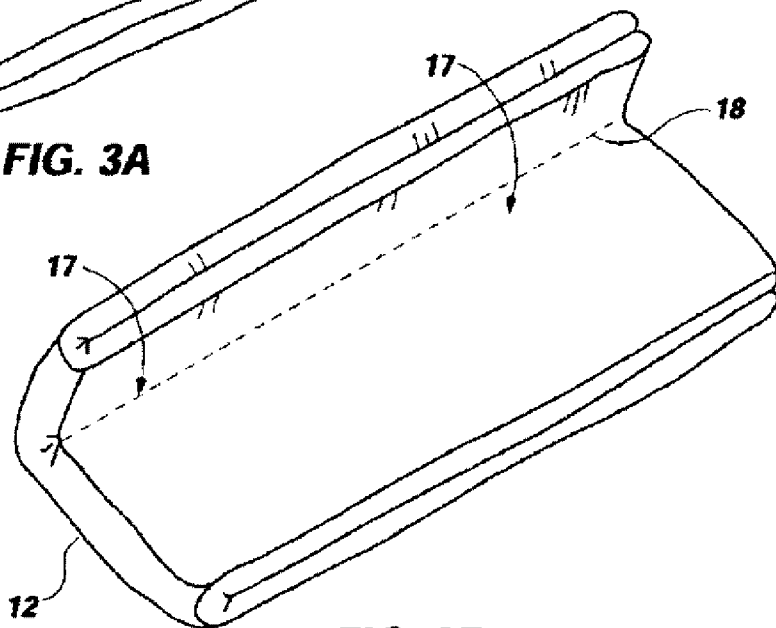


FIG. 3B

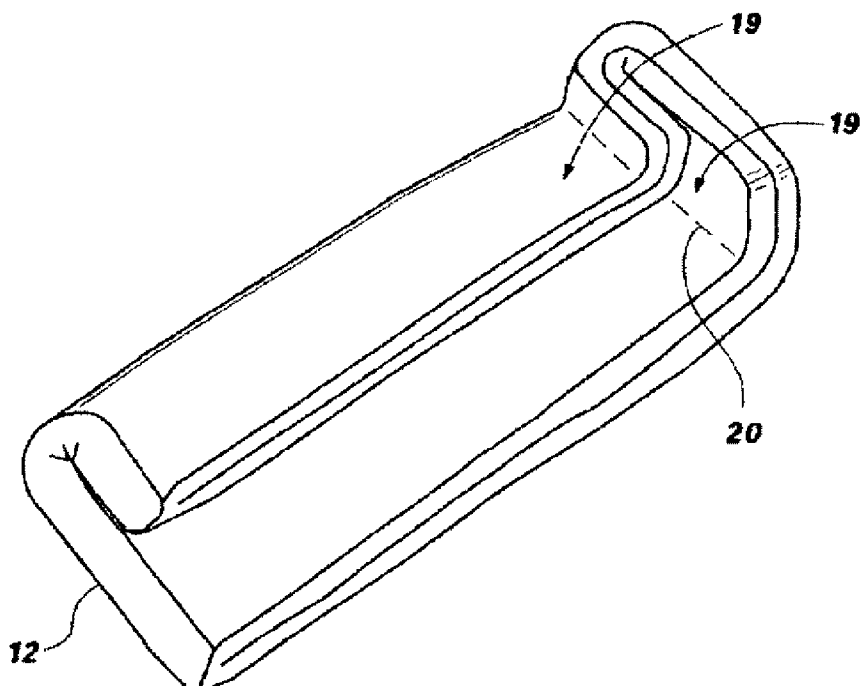


FIG. 3C

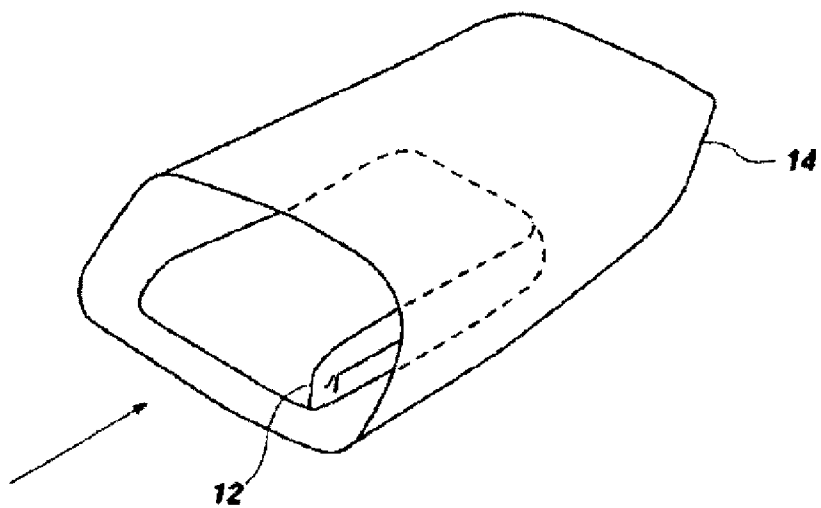


FIG. 3D

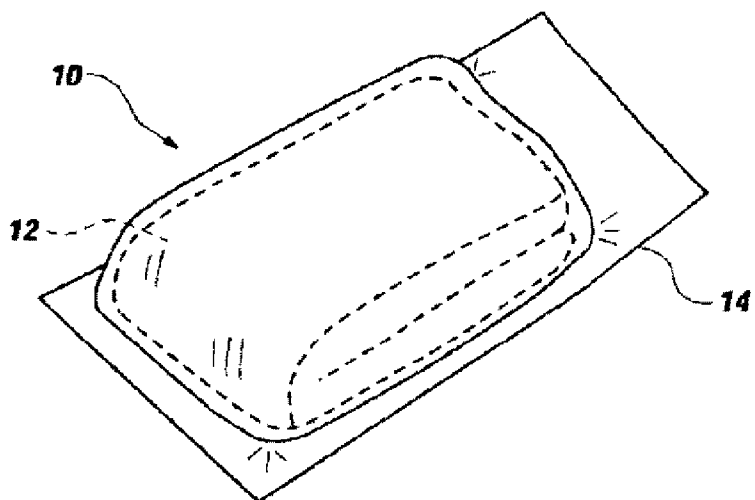


FIG. 3E

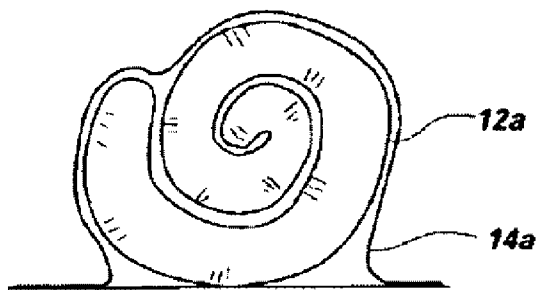


FIG. 4

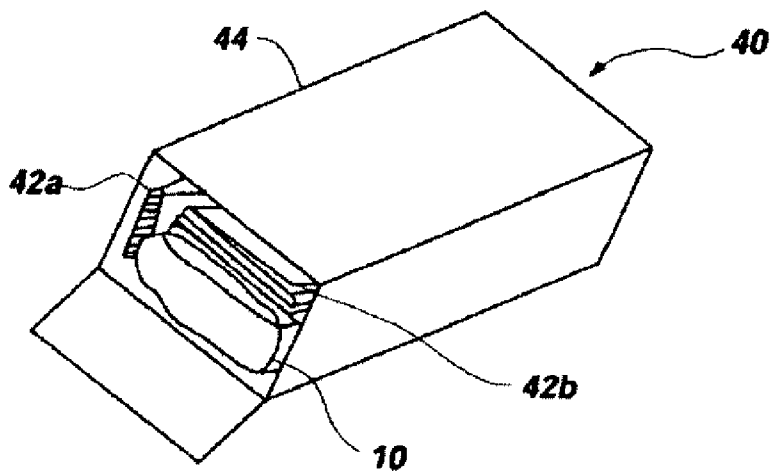


FIG. 5

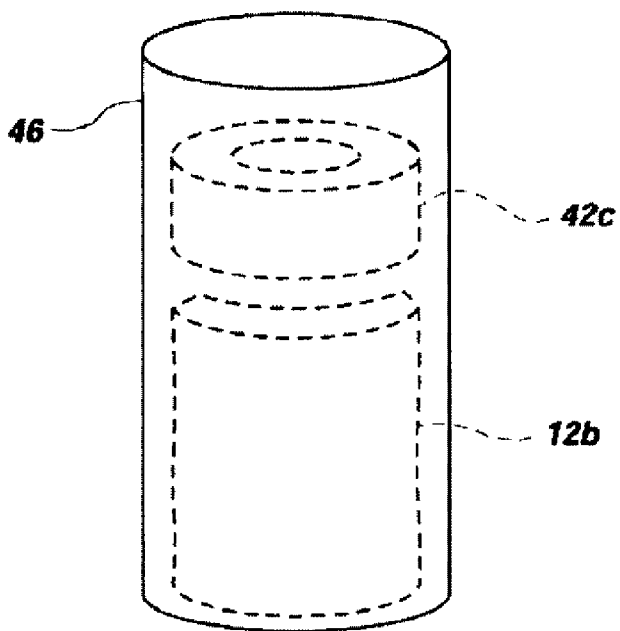


FIG. 6

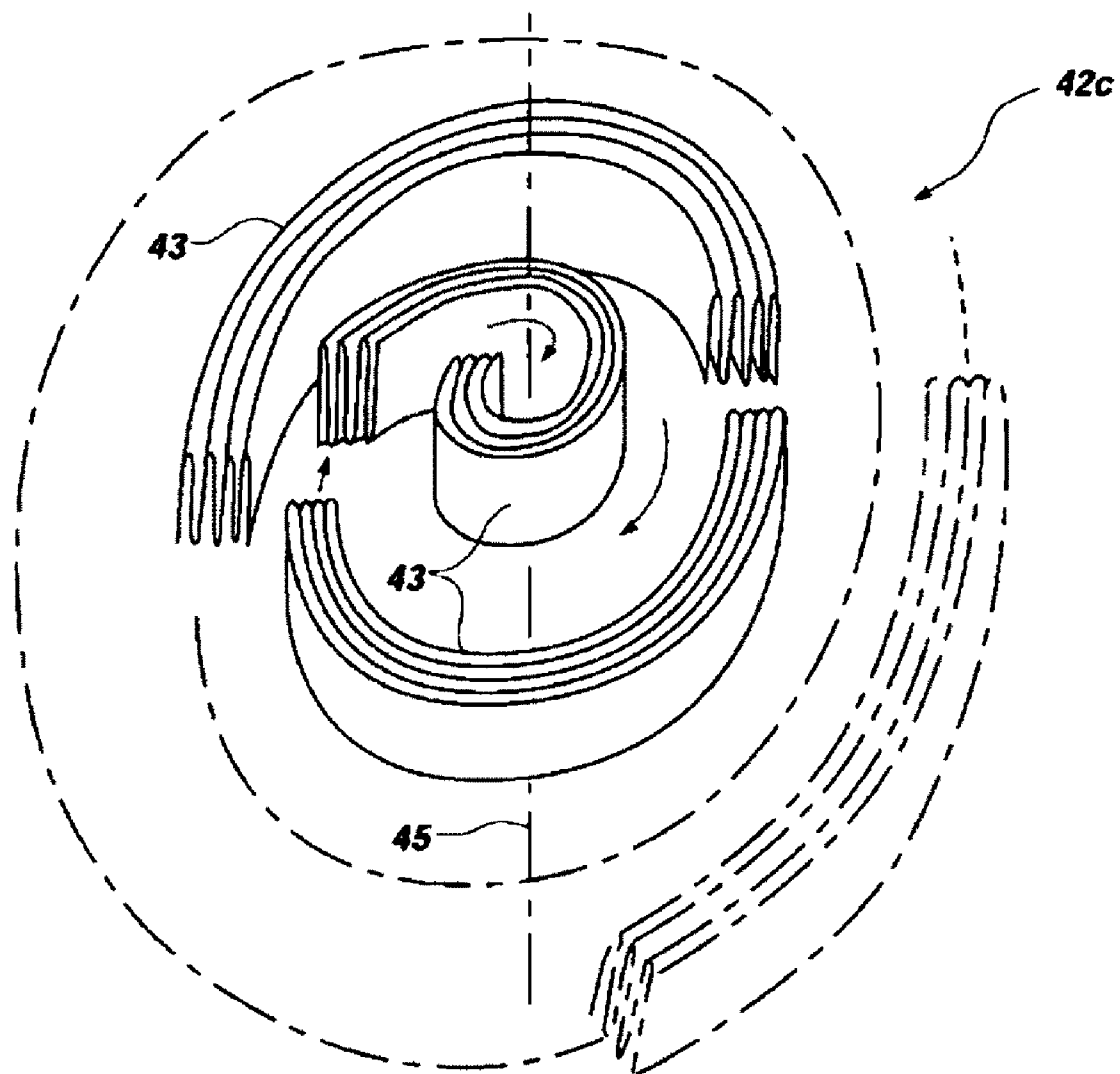


FIG. 6A

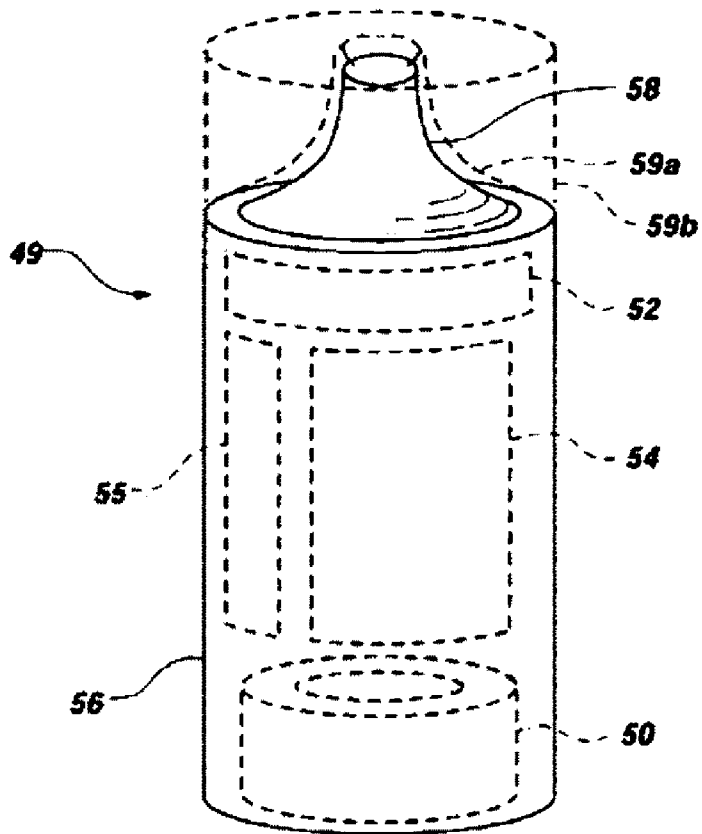


FIG. 7

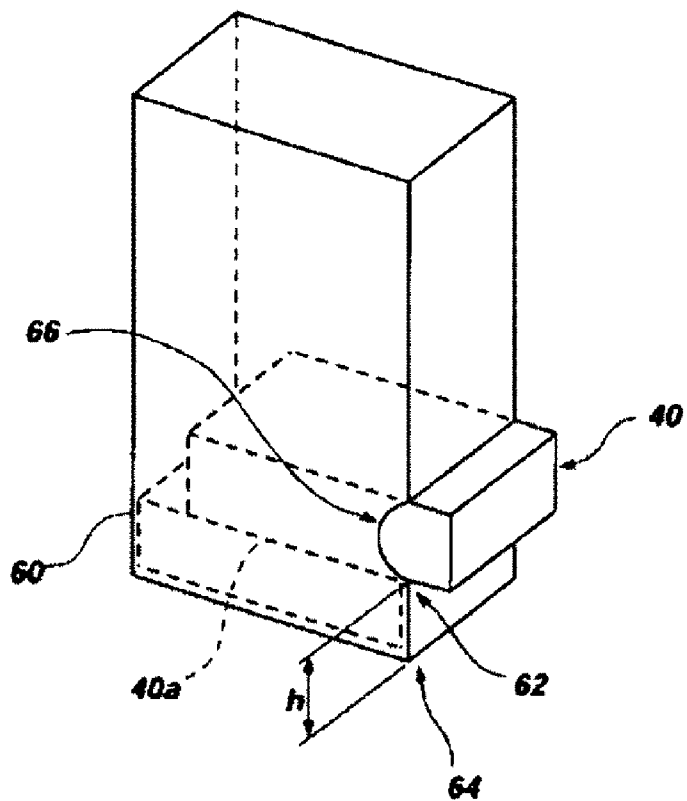


FIG. 8

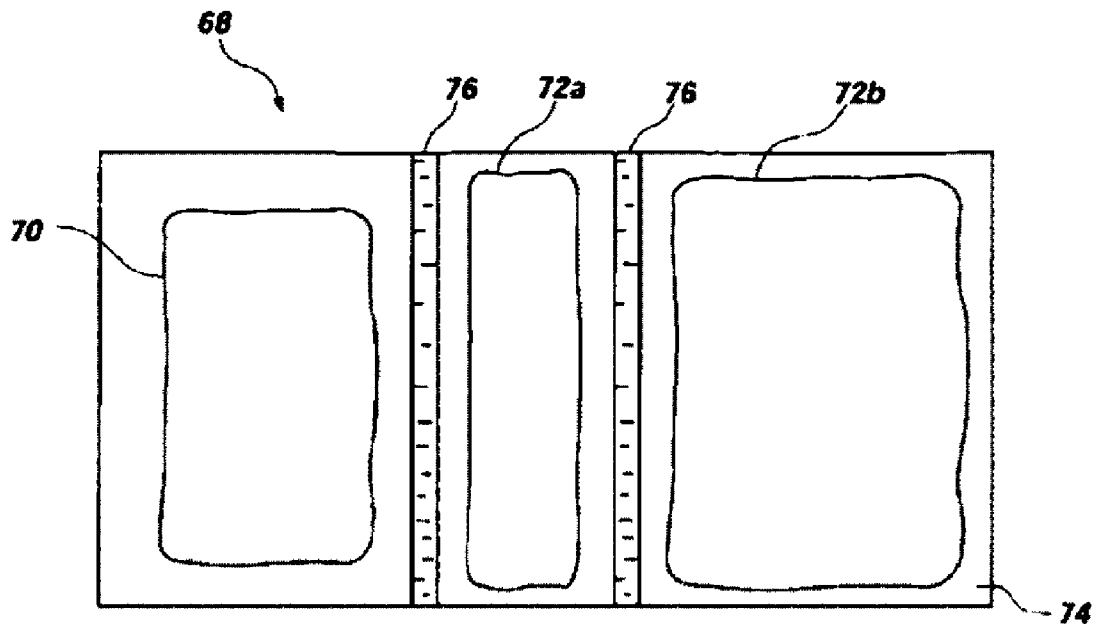


FIG. 9A

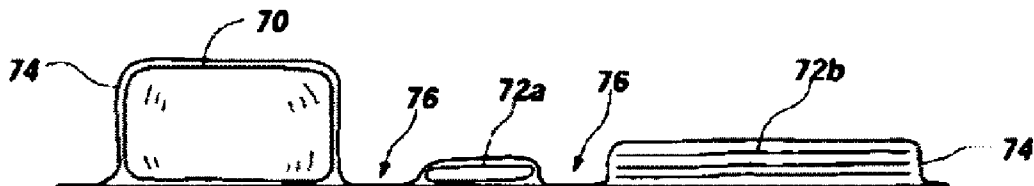


FIG. 9B

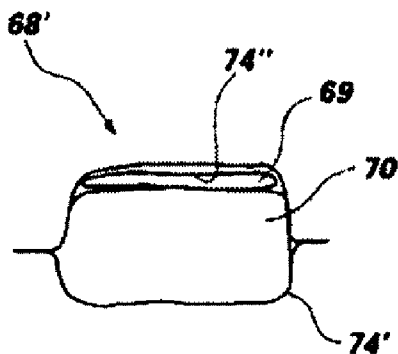
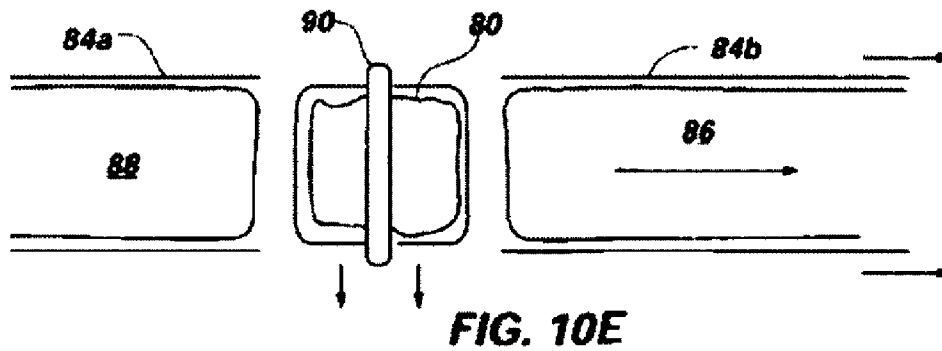
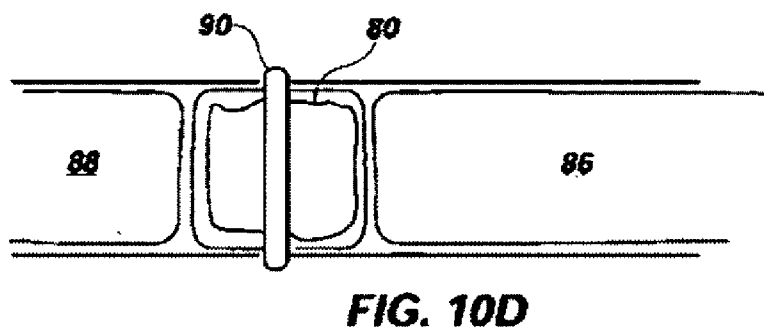
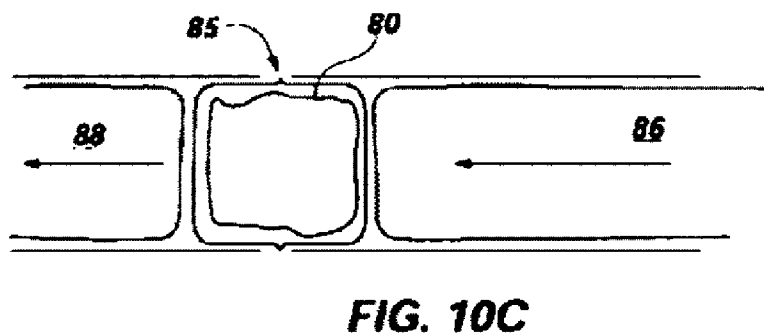
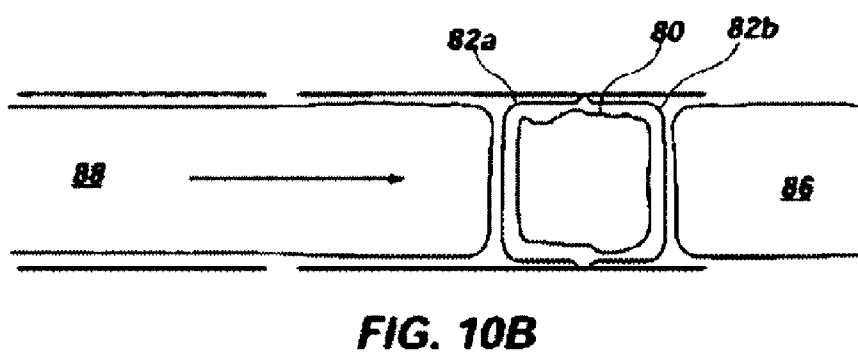
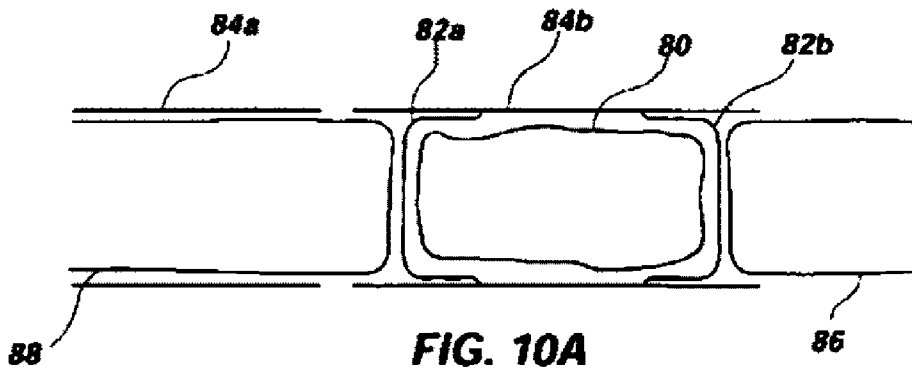


FIG. 9C



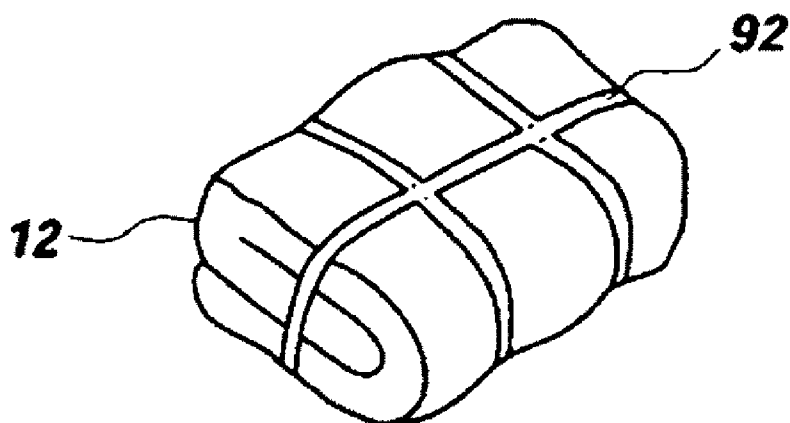


FIG. 11A

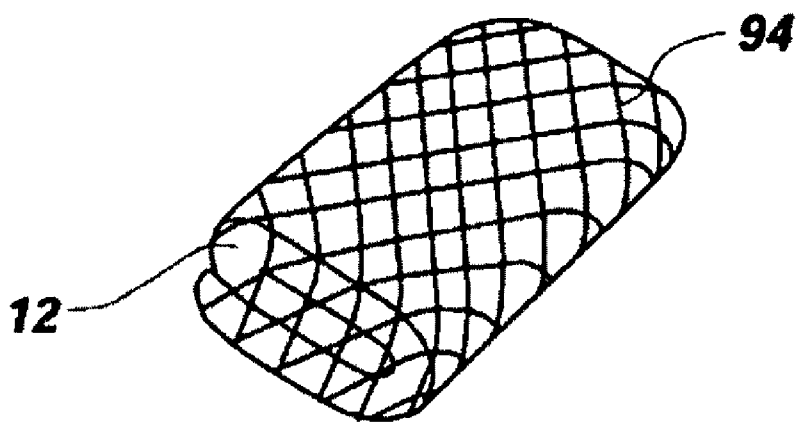


FIG. 11B

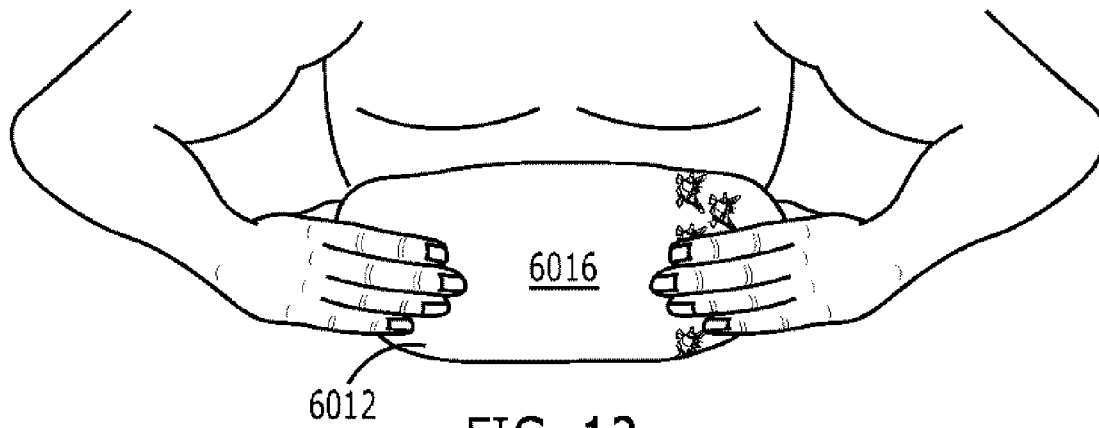


FIG. 12

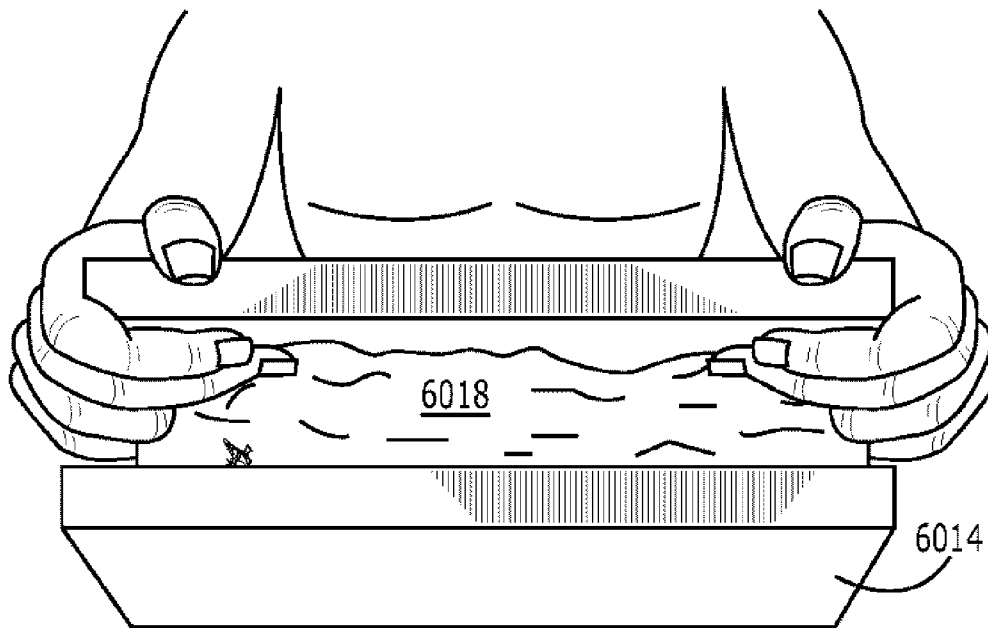
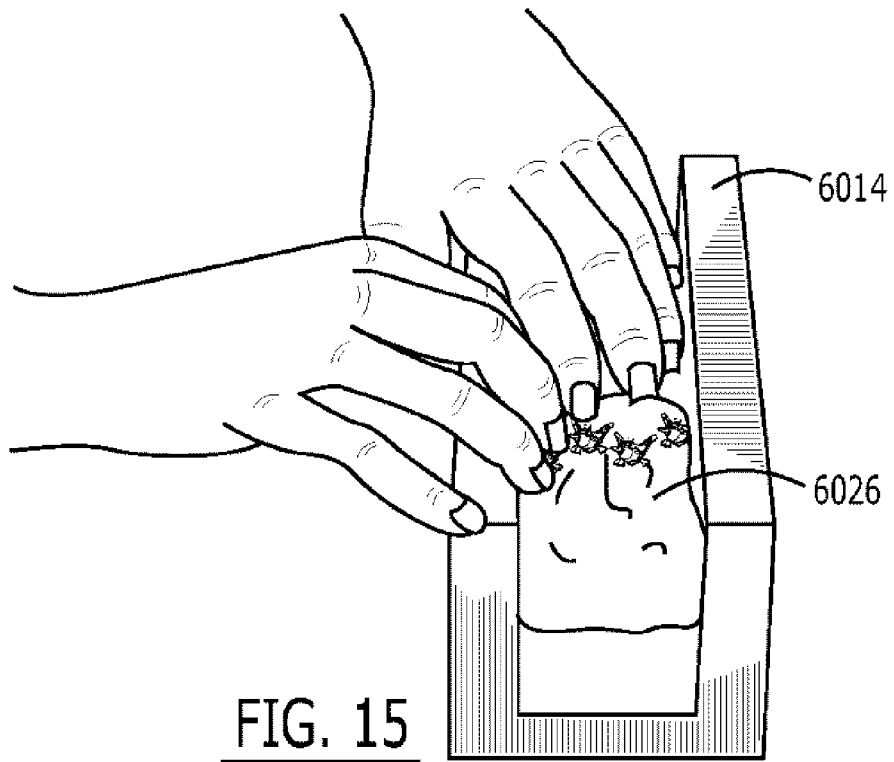
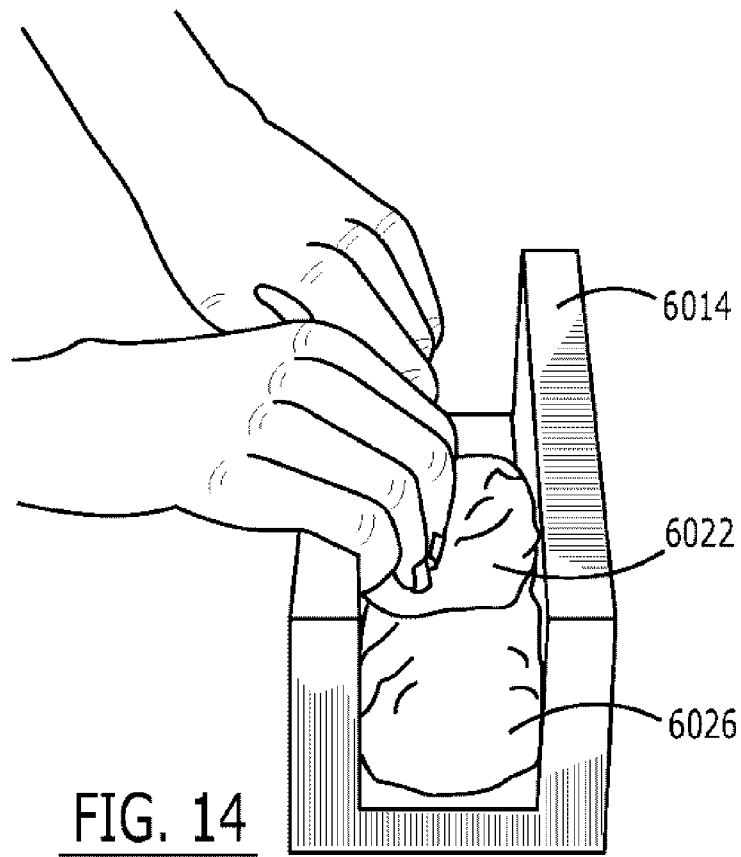
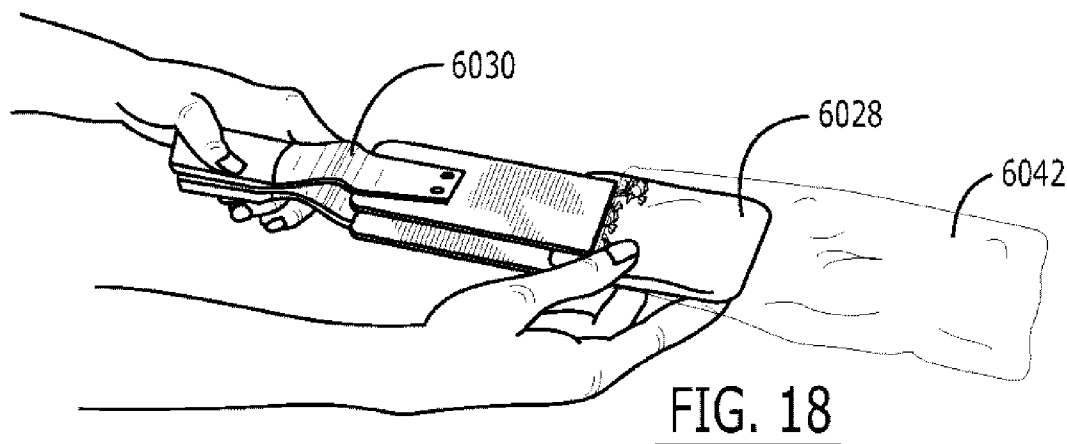
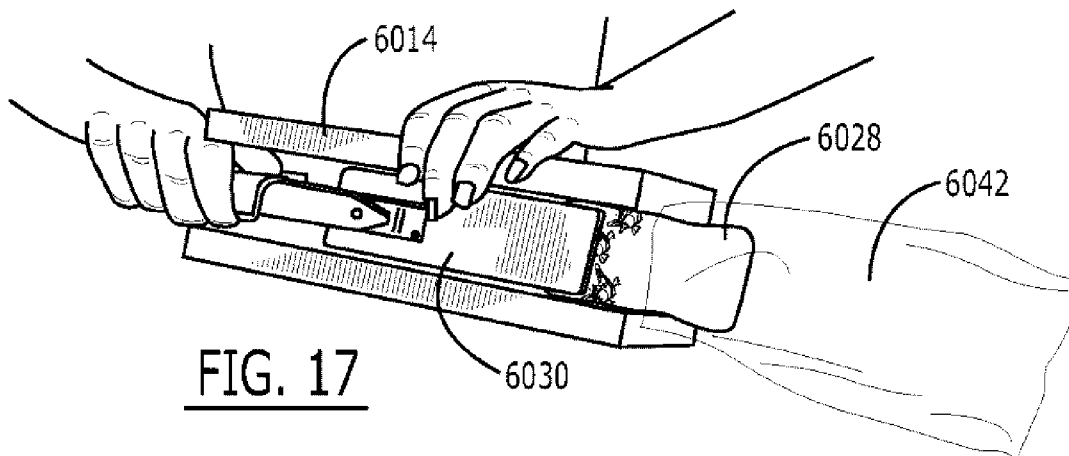
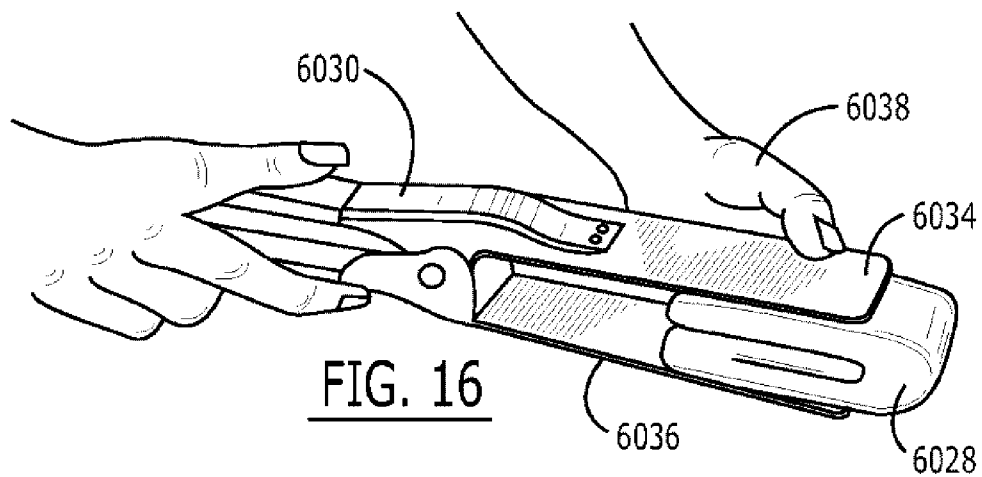


FIG. 13





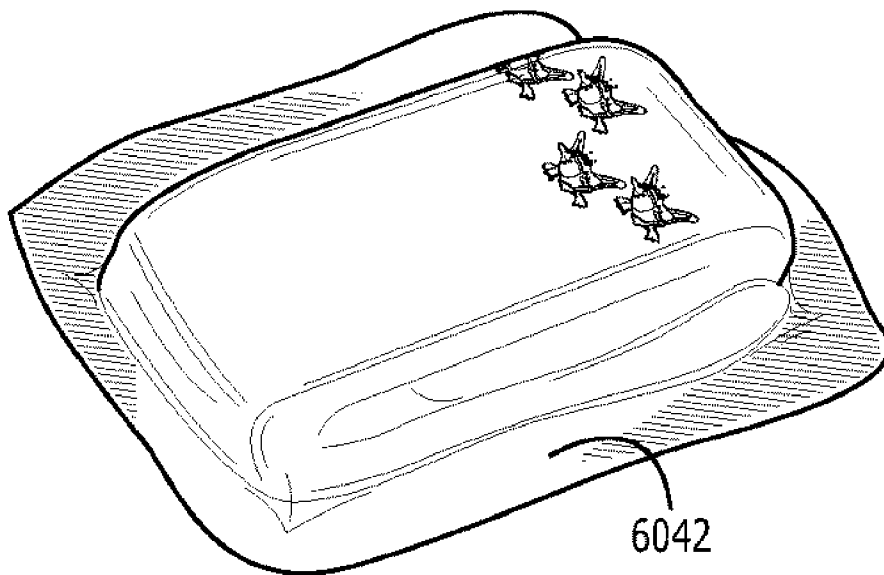
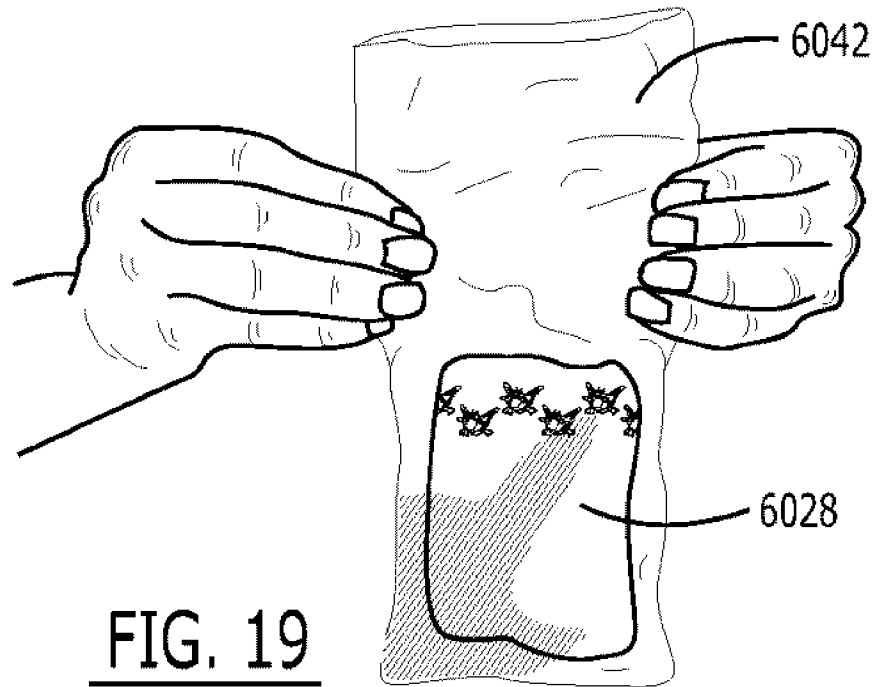
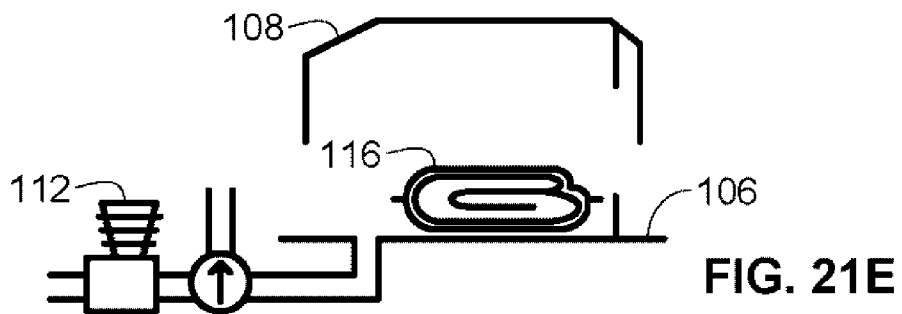
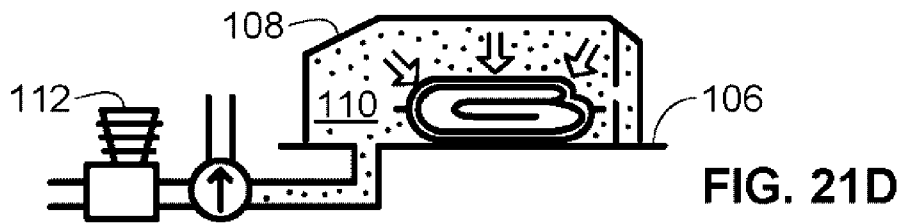
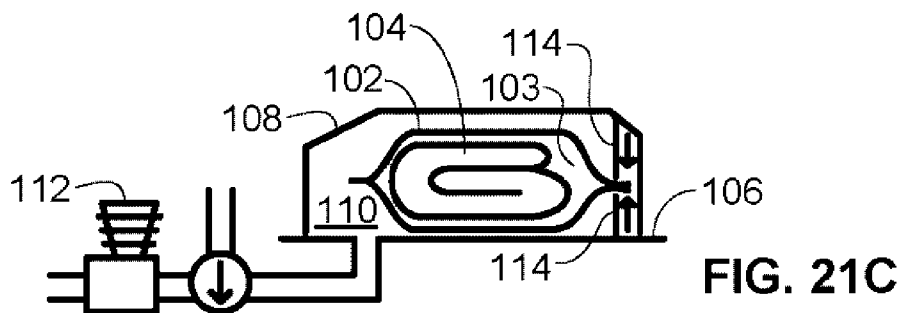
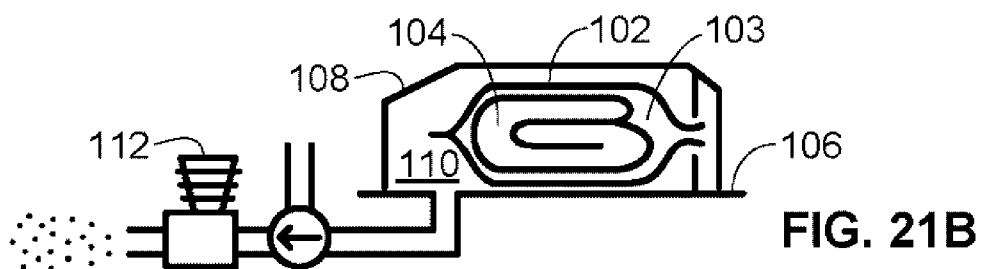
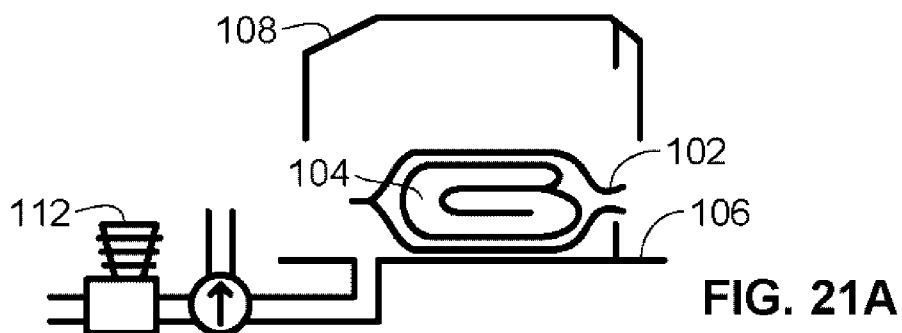


FIG. 20



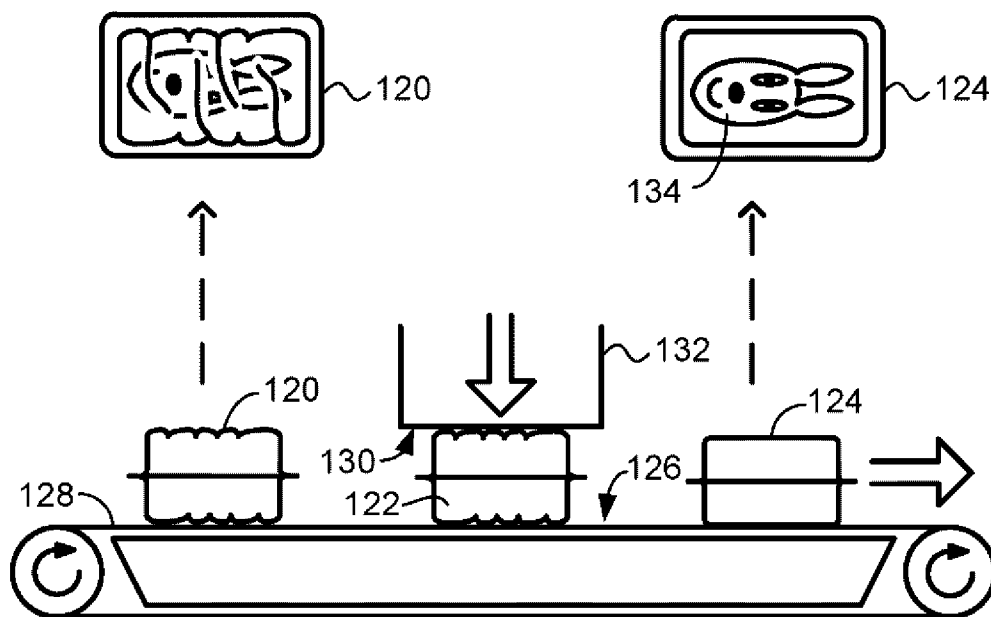


FIG. 22

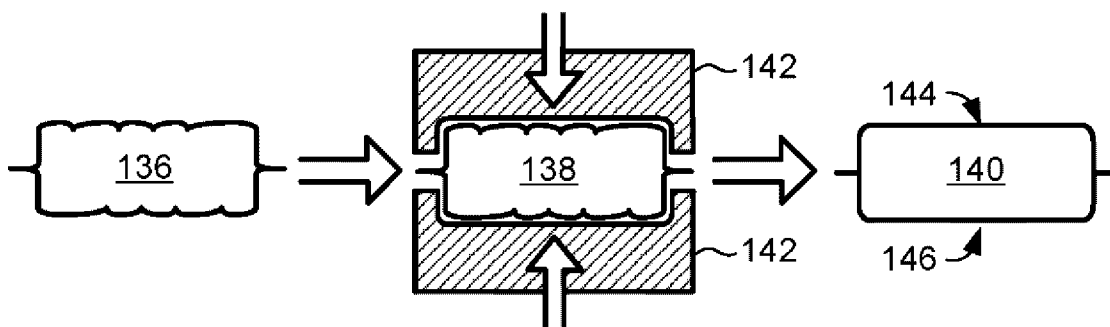


FIG. 23

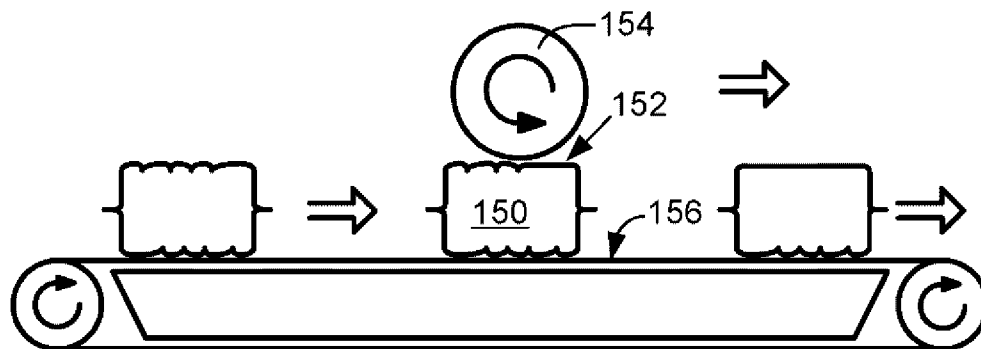


FIG. 24

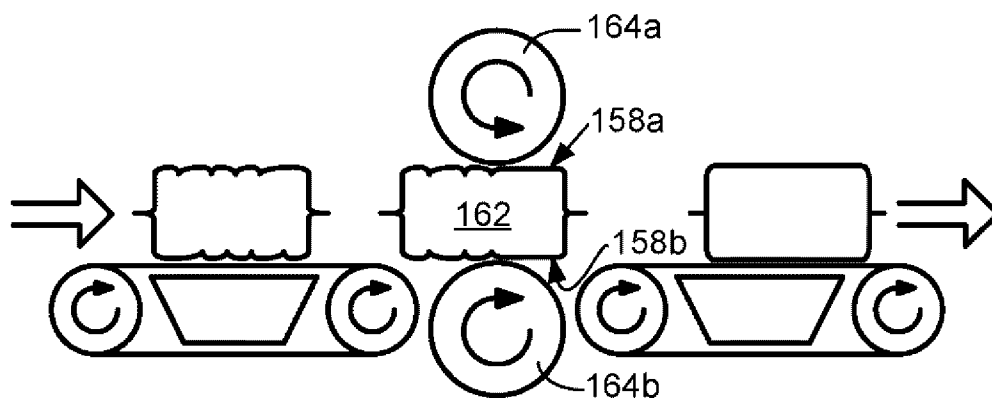


FIG. 25

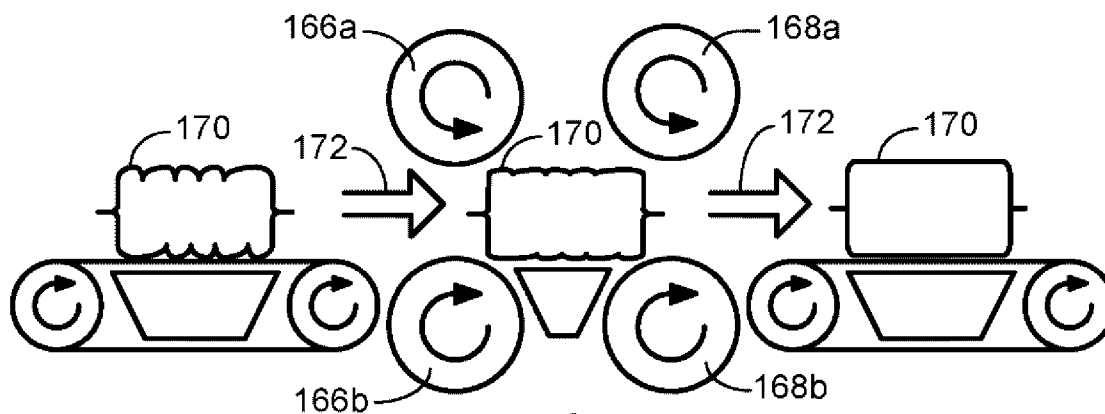


FIG. 26

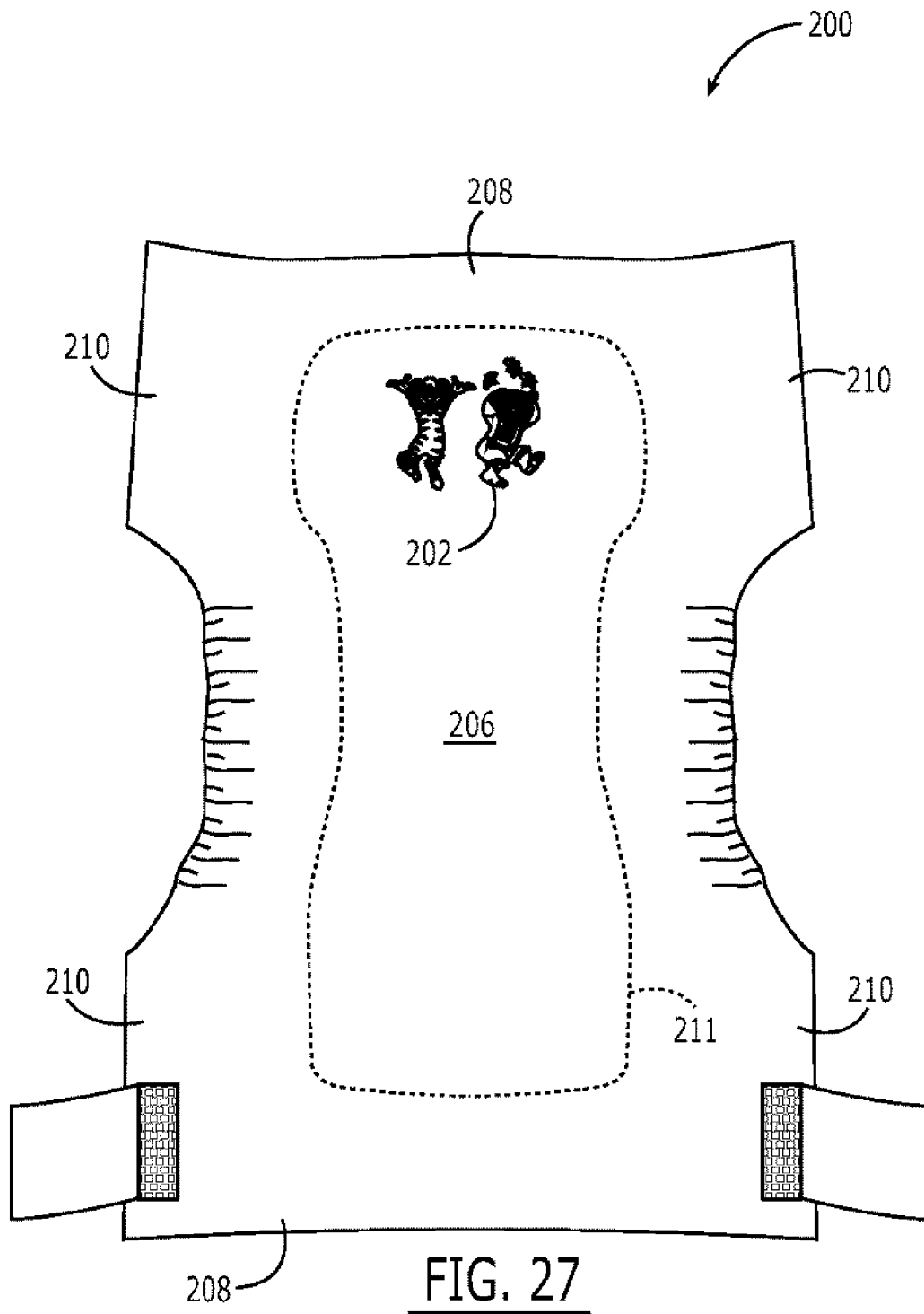


FIG. 27

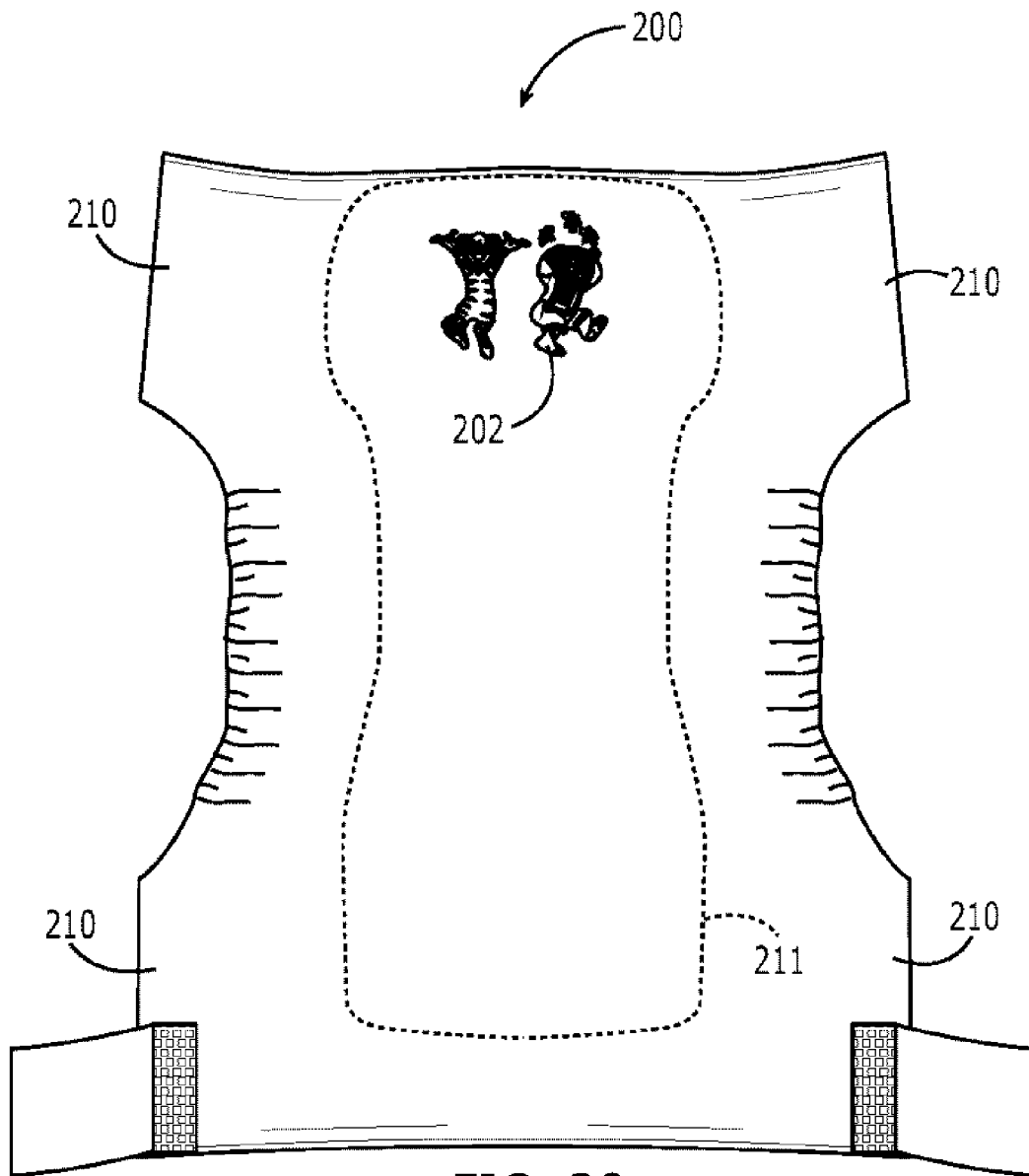


FIG. 28

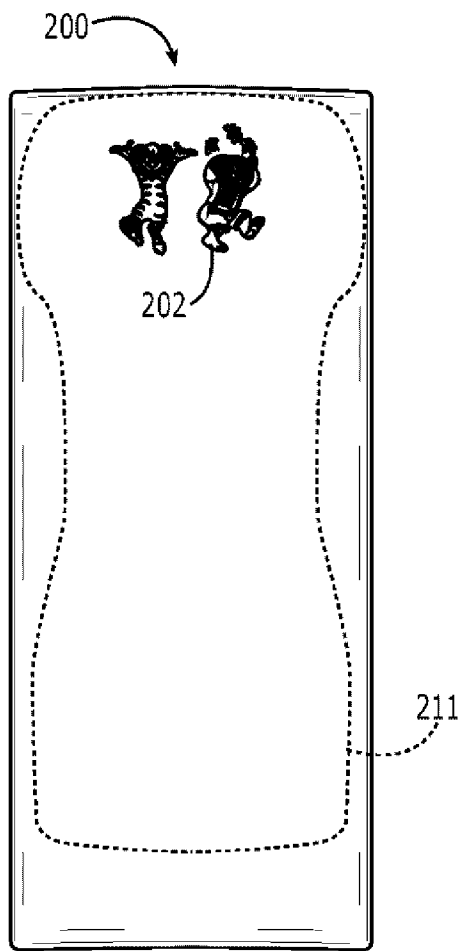


FIG. 29A

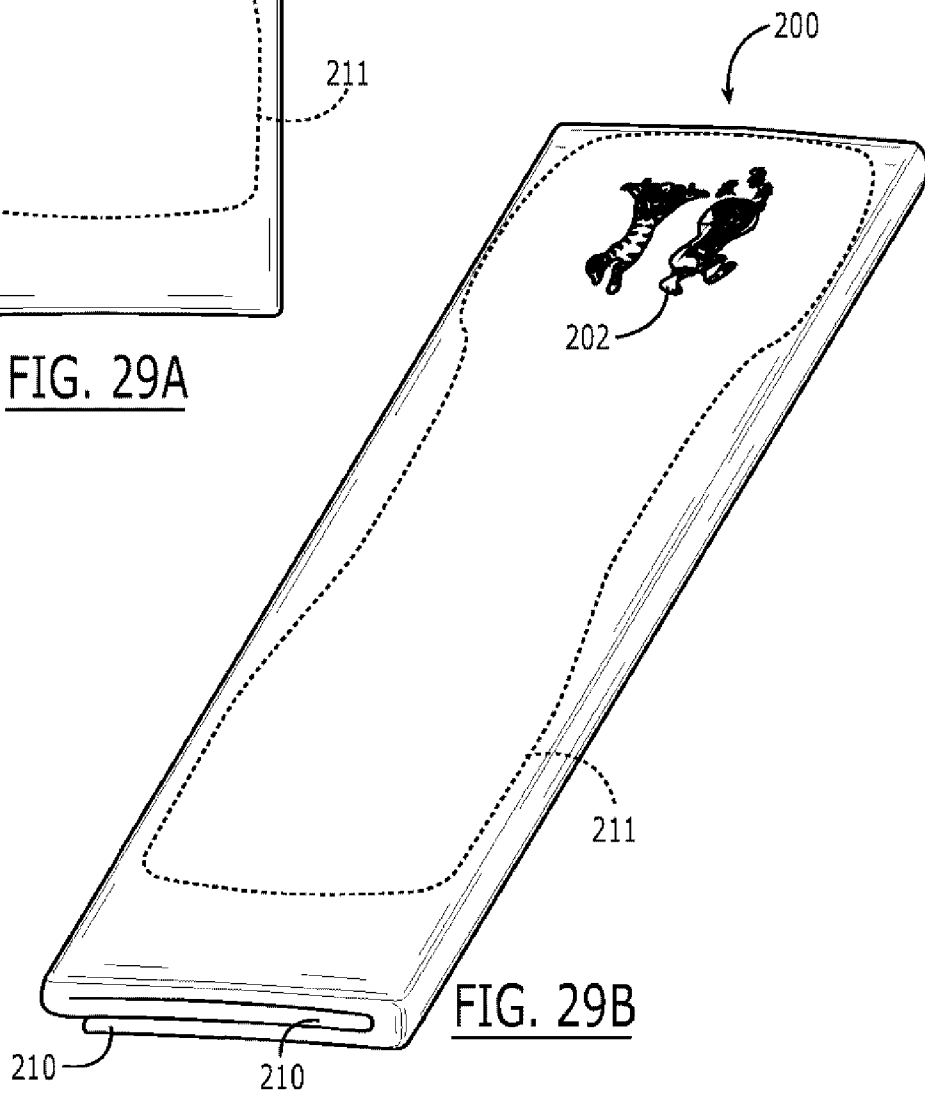


FIG. 29B

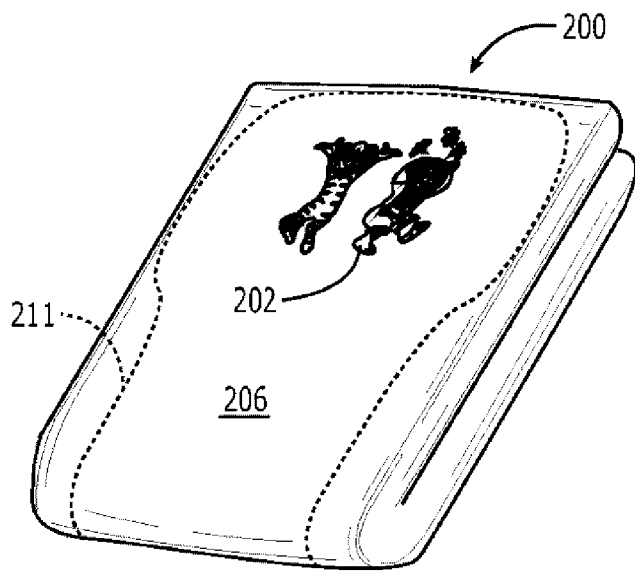


FIG. 30

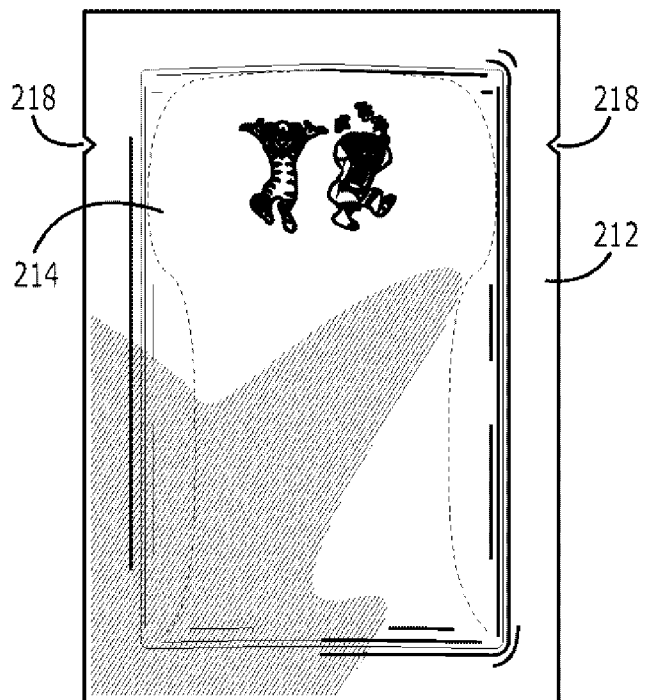


FIG. 31A

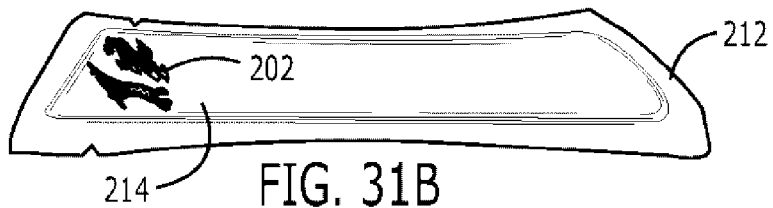


FIG. 31B

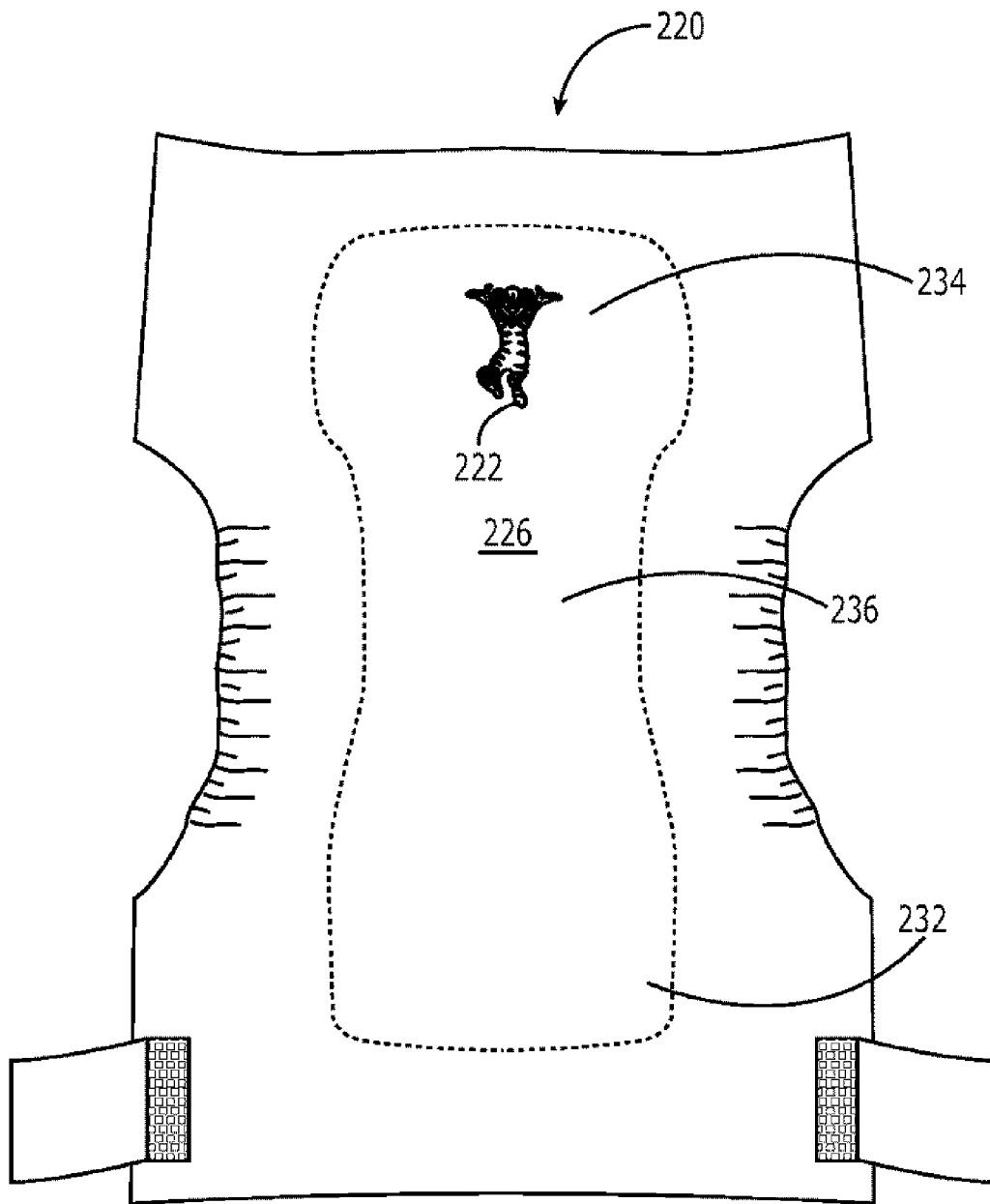


FIG. 32

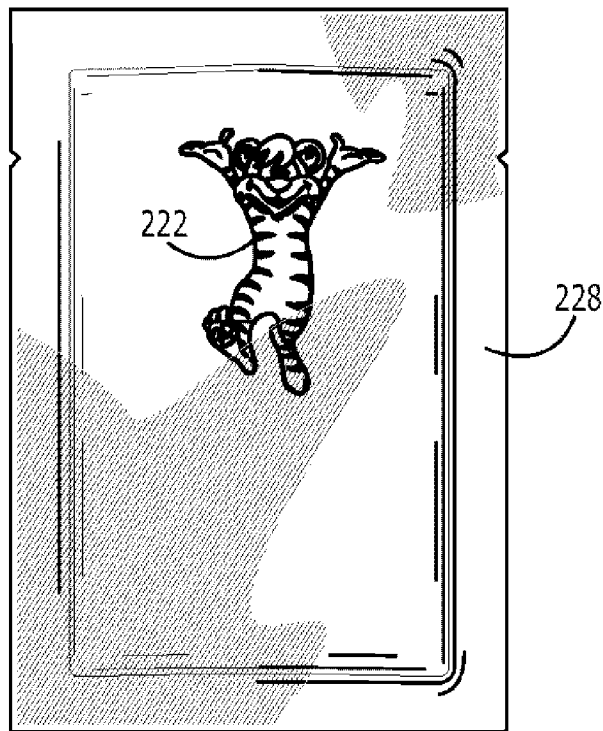


FIG. 33A




FIG. 33B

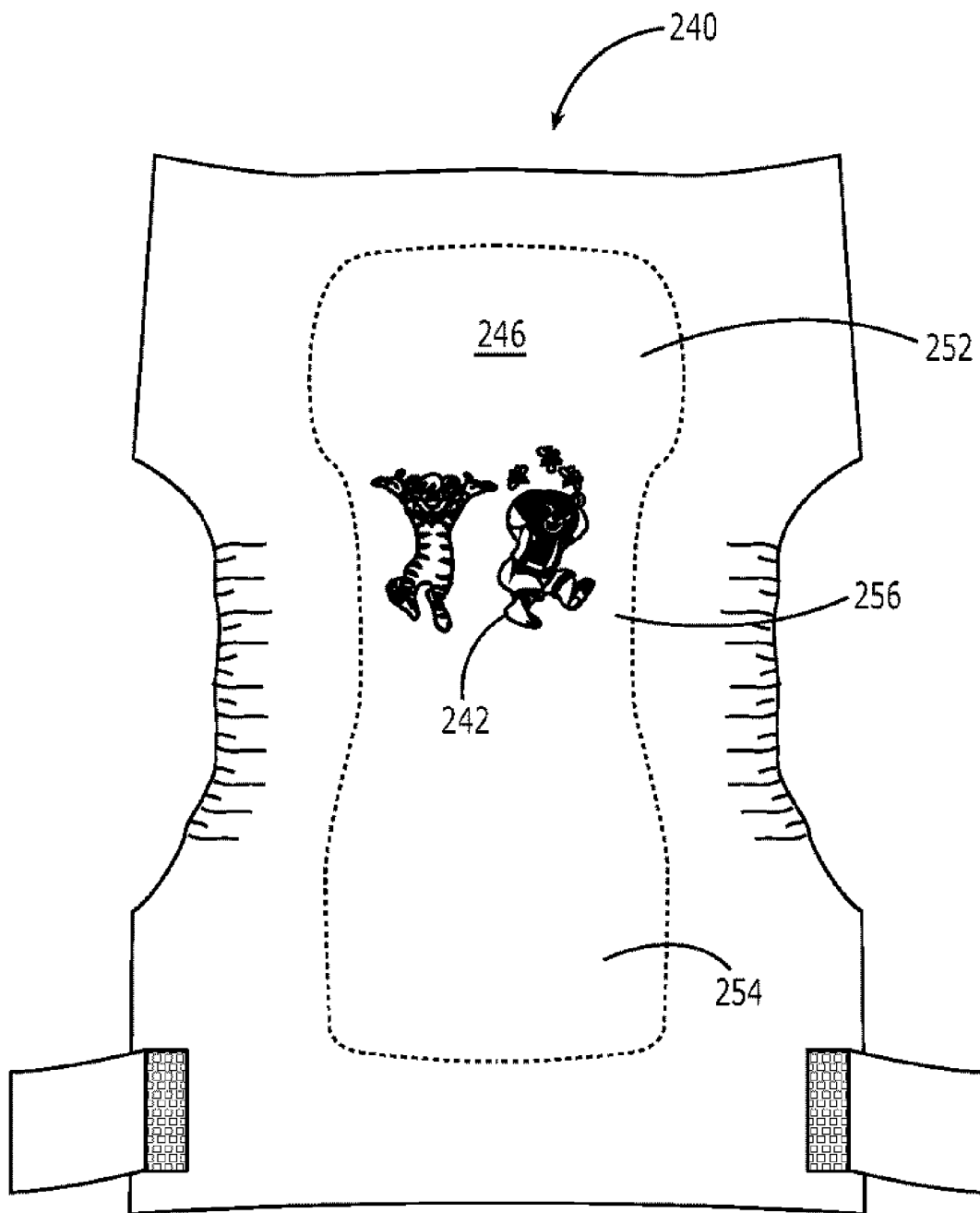


FIG. 34

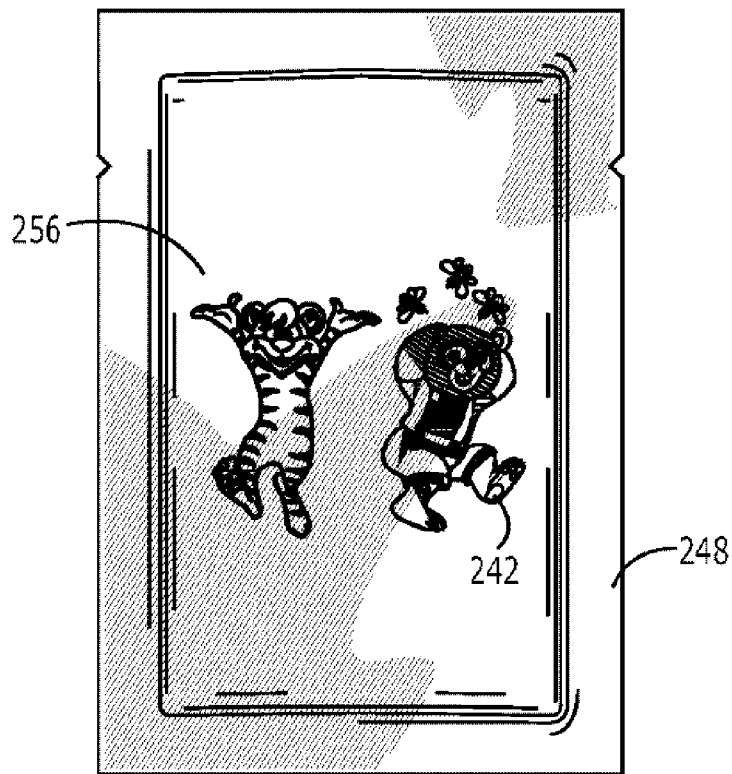


FIG. 35A

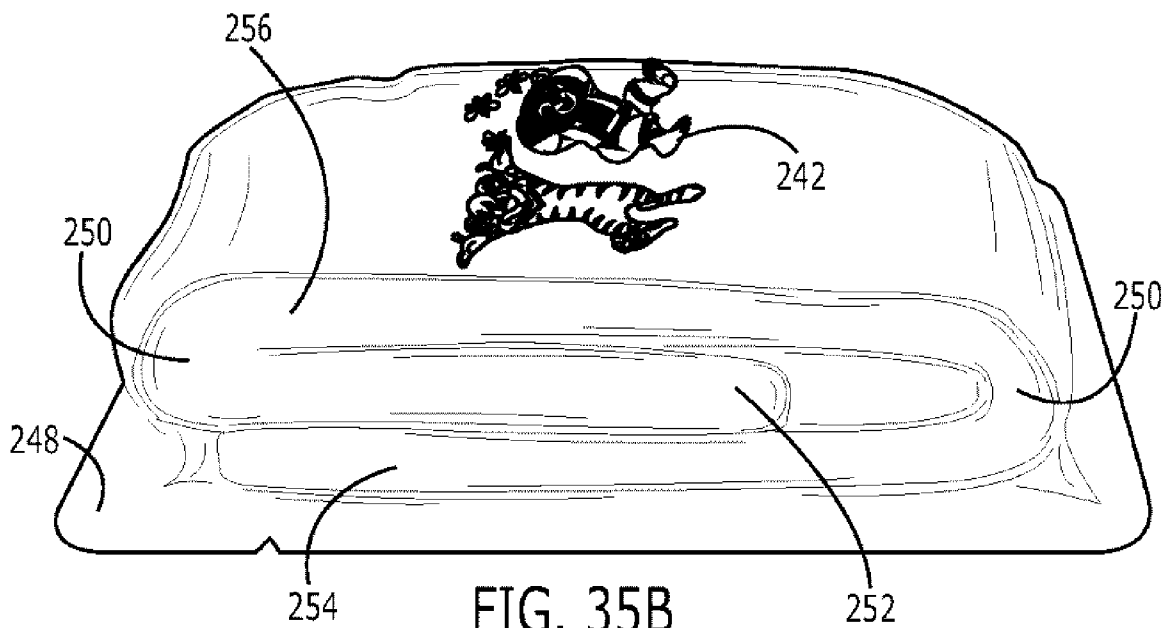


FIG. 35B

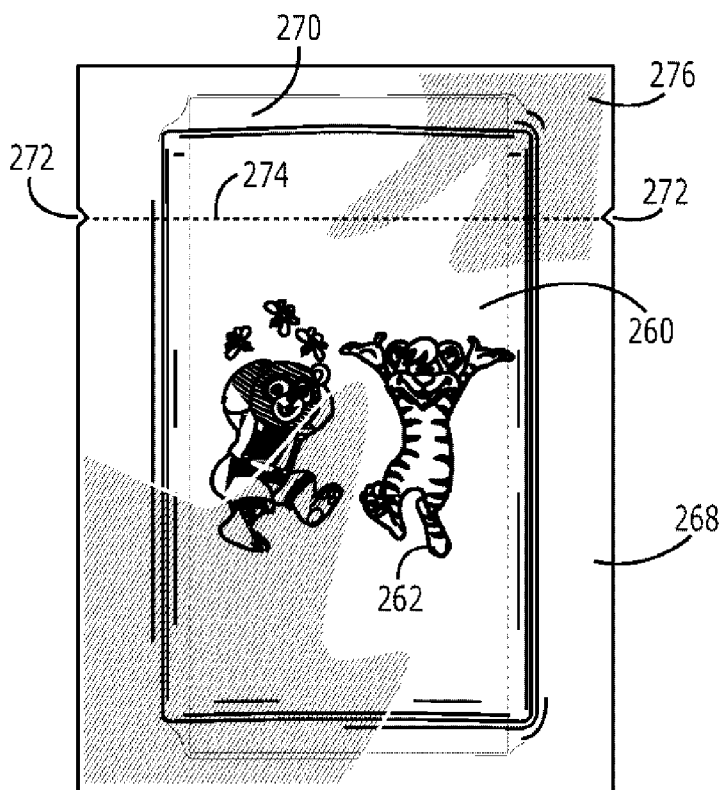


FIG. 36A

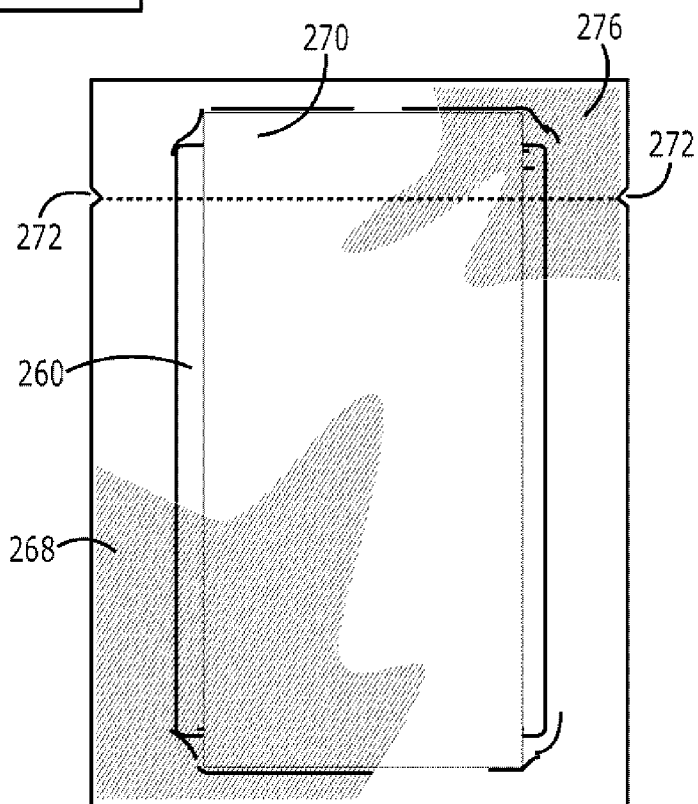


FIG. 36B

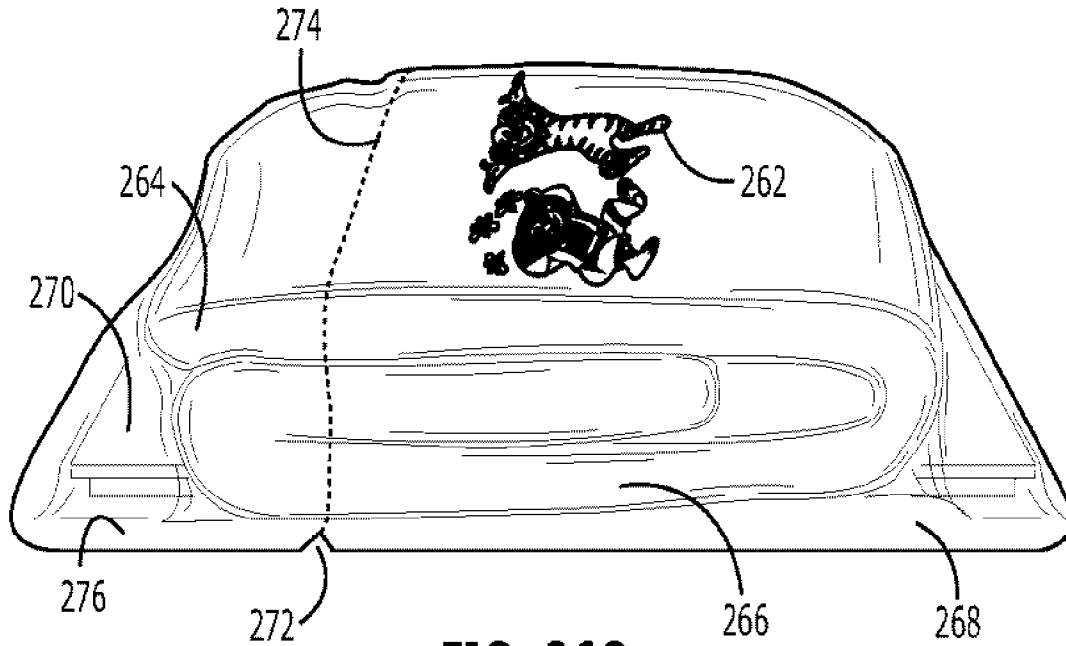


FIG. 36C

PRESSING AND VACUUM-PACKING DIAPER

CROSS-REFERENCE TO RELATED APPLICATIONS

[0001] This application is a continuation of and claims priority to U.S. patent application Ser. No. 10/907,333, filed Mar. 29, 2005, which is hereby incorporated herein by reference, and which application is: (1) a continuation-in-part of and claims priority to U.S. patent application Ser. No. 10/665,169, filed Sep. 18, 2003, which is hereby incorporated herein by reference, and which application is a non-provisional of and claims priority to U.S. Provisional Patent Application No. 60/451,433, filed Mar. 4, 2003, which is hereby incorporated herein by reference; and (2) a non-provisional application of and claims priority to U.S. Patent Application No. 60/660,792, filed on Mar. 11, 2005, which is hereby incorporated herein by reference. Moreover, the '169 application published on Sep. 9, 2004, as patent application Publication No. US 2004/0176735 A1, which publication also is incorporated herein by reference.

BACKGROUND

[0002] The present invention relates generally to disposable packaged diapers and related infant and incontinent adult care accessories. More particularly, the present invention relates to a reduced size packaged diaper, and related infant and incontinent adult care accessories and kits.

[0003] Diapers are generally a necessity for very young children and incontinent adults. Individuals incapable of controlling the release of bodily waste in a manner sufficiently reliable to enable the use of restroom facilities, and those caring for such individuals, typically need to carry extra disposable diapers and changing accessories. This is typically because it is difficult to predict when a diaper worn by an individual may need to be changed. Caretakers of babies and others requiring diapers often carry spare, clean diapers for this reason.

[0004] Many of the following discussions and examples are directed to use of diapers in infant care. However, it will be apparent that many of the same considerations apply to use of diapers for non-infant, incontinent persons.

[0005] Storage and carriage of clean diapers is often inconvenient. For instance, disposable diapers are generally rather bulky items not given to easy storage or carriage in a purse, pocket, or otherwise about the person. In addition, the problem can be exacerbated in that diapers can be subject to expansion from the typically somewhat compressed state in which they are normally provided to consumers, especially in circumstances where the diapers are subject to contact with other items within a storage bag. For example, many disposable diapers are provided in a bi-fold configuration meant to minimize the space taken in storing the diaper. However, after being removed from their original packaging, bi-fold diapers often unfold or otherwise expand to consume an even larger storage space. Thus, disposable diapers can become more bulky and difficult to carry than when in their nominal, packaged condition.

[0006] In addition, it is often the case that it is not sufficient to simply change a soiled diaper and replace it with a clean diaper. For instance, cleaning of the individual who wore the diaper may need to be performed with diaper

accessories, such as moist wipes. Also, it may be necessary to apply ointment or powder to the individual wearing the diaper to treat or prevent incidents of diaper rash or other skin conditions. Due to these considerations, caretakers of individuals requiring diapers often carry clean diapers and diaper changing accessories in a dedicated container, is often referred to as a "diaper bag." By doing so, when it becomes necessary to change a diaper, all of the materials needed by the caretaker are available in one location.

[0007] While a conventional diaper bag provides a dedicated container in which diapers and diaper accessories can be stored and carried, the requirement of carriage of a diaper bag often adds to the difficulty of a caretaker's responsibility. For example, parents of young children often must carry a purse or briefcase for the parent's own needs. In addition to this, the parent may need to carry the young child; and, of course, the child's diaper bag. This can leave the parent with no free hands for other tasks.

[0008] While conventional clean diapers and diaper changing accessories can be stored and carried in other carrying containers such as purses, backpacks, briefcases, etc., the bulky nature of conventional disposable diapers results in the diapers occupying a relatively large space within the carrying container. In addition, diaper changing accessories such as moist wipes, ointment, powder, etc., add to the space consumed by conventional clean diapers and can be difficult to locate among other items stored in the backpack, purse, case, or the like.

[0009] Where the diapers being carried by the caretaker are for bottle feeding infants, the problems discussed above are further exacerbated by the need to carry materials for feeding the baby. In addition to the accoutrement necessary to attending to changing the baby's diaper, things such as bottles, nipples, containers of formula or milk, etc., generally must also be carried.

SUMMARY OF THE INVENTION

[0010] It has been recognized that it would be advantageous to develop a packaged diaper that requires a relatively small amount of storage space. In addition, it has been recognized that it would be advantageous to develop a diaper and related accessory kit that consumes a relatively small amount of space while providing substantially all of the materials necessary to change an individual's diaper. It has also been recognized that it would be advantageous to develop an infant care kit that consumes a relatively small amount of space while providing substantially all of the materials necessary to feed the infant and change the infant's diaper.

[0011] The invention provides a packaged diaper, including a diaper, having a first, nominal size, and a second, reduced size, the reduced size of the diaper being convenient for carriage and storage of the diaper. An encasement can also be provided, in which the diaper can be disposed in the second, reduced size. The encasement can confine the diaper so that the diaper is retained in its reduced size by the encasement and so that the diaper is returned to its nominal size upon opening of the encasement.

[0012] In accordance with another aspect of the invention, a packaged diaper is provided, including a diaper, having a first, nominal configuration characterized by a nominal

length, width and height, and a second, reduced configuration characterized by a second, reduced length, width and height. The reduced length can be between about 2 inches to about 4 inches, the reduced width can be between about 1.0 inch to about 2.5 inches, and the reduced thickness can be between about 0.5 inches to about 1.5 inches. An encasement can also be provided, in which the diaper can be disposed and retained in the second, reduced configuration.

[0013] In accordance with another aspect of the invention, a packaged diaper is provided, including a diaper, having a first, nominal size and shape, and a reduced, substantially cylindrical size and shape. The reduced, substantially cylindrical shape can have a diameter between about 0.5 inches to about 1.5 inches and a length between about 2 inches to about 4 inches. An encasement can also be provided, in which the diaper can be disposed and retained in the reduced, substantially cylindrical shape.

[0014] In accordance with another aspect of the invention, a packaged diaper is provided, including a diaper having a first, nominal volumetric configuration characterized by a nominal length and width of the diaper, and a second, reduced volumetric configuration characterized by a reduced length and width of the diaper. An encasement can also be provided, the encasement formed of a substantially air impermeable material. The diaper can be disposed in the encasement in the second, reduced volumetric configuration and the encasement can be at least partially evacuated of air so as to contain the diaper in at least a partial vacuum state. Differential pressure within and without the encasement can maintain the second, reduced volumetric configuration of the diaper and the encasement can be sealed to confine the diaper so that the diaper is returned to its nominal volumetric configuration upon opening of the encasement.

[0015] In accordance with another aspect of the invention, a method of packaging a diaper is provided and includes the steps of: a) folding the diaper at least once along both a lengthwise and a crosswise aspect of the diaper; b) disposing the folded diaper within an encasement comprised of a substantially air impermeable material; c) evacuating air from the encasement and the folded diaper; and d) sealing the encasement to maintain a vacuum created within the encasement and the folded diaper.

[0016] In accordance with another aspect of the invention, a method of packaging a diaper is provided and includes the steps of: a) volumetrically reducing a size of the diaper to a size convenient for carriage and storage of the diaper; b) disposing the volumetrically reduced diaper within an encasement; and c) maintaining the volumetrically reduced size of the diaper with the encasement.

[0017] In a more detailed aspect, the encasement can facilitate this by virtue of its hoop strength and/or by means of a pressure differential acting upon the encasement.

[0018] In accordance with another aspect of the invention, a diaper changing kit is provided and includes a packaged diaper in accordance with one or more previously set forth aspects of the invention, at least one diaper accessory, and a container in which the packaged diaper and the diaper accessory can be disposed. In a more detailed aspect, the accessory can be one or more of: a) a moistened wipe; b) baby powder; c) a medicament; d) a swab; e) a lotion; and, a disposal bag for a dirty diaper. In another more detailed

aspect the container can be configured to have a first, oversized size and shape and a second smaller size and shape, and to also function as a disposal container for a dirty diaper.

[0019] In accordance with another aspect of the invention, an infant care kit is provided and includes a diaper, a diaper accessory, a portion of infant food and an infant feeding assembly. The infant feeding assembly can have a hollow body and a nipple portion couplable thereto. The diaper, diaper accessory, and portion of infant food can each be disposed in the infant feeding assembly. The infant feeding assembly can be configured to: i) contain each of the diaper, at least one diaper accessory and at least one portion of infant food; and ii) upon removal of the diaper and diaper accessory, receive the portion of infant food within the hollow body and deliver the infant food to an infant with the food delivery device. In a more detailed aspect a warming pack can also be provided for warming the infant food.

[0020] In accordance with another aspect of the invention, a packaged diaper is provided and includes a diaper, having a first, nominal size, and a second, reduced size, the reduced size of the diaper being convenient for carriage and storage of the diaper. A restraint can also be provided, in which the diaper can be disposed in the second, reduced size. The restraint can confine the diaper so that the diaper is retained in its reduced size by the restraint and so that the diaper is returned to its nominal size upon opening of the restraint.

[0021] In accordance with another aspect of the invention, a packaged diaper is provided and includes a densified diaper volumetrically reduced to a second reduced volume and increased density from a first greater volume and lesser nominal density. The reduction of the diaper can entail reduction in one or more dimensions. An encasement can also be provided in which the diaper can be disposed in the second reduced volume. The encasement can confine the diaper so that the diaper is retained in the reduced volume by the encasement.

[0022] In accordance with another aspect of the invention, an expandable diaper is provided and includes a diaper being reduced to a second, reduced size from a first, nominal size, the reduced size of the diaper being reduced in at least two dimensional directions relative to the nominal size. An encasement can also be provided in which the diaper can be disposed in the second, reduced size. The encasement can confine the diaper so that the diaper is retained in the reduced size by virtue of the encasement.

[0023] In accordance with another aspect of the invention, a packaged diaper is provided and includes a diaper, having a first, nominal size, and a second, reduced size, the reduced size of the diaper being convenient for carriage and storage of the diaper. A restraint can also be provided in which the diaper can be disposed in the second, reduced size. The restraint can confine the diaper so that the diaper is retained in its reduced size by the restraint and so that the diaper is returned to its nominal size upon opening of the restraint.

[0024] In addition to the foregoing, one or more other aspects of the present invention as found in the provisional patent application incorporated by reference above each relates to a method for miniaturizing a diaper. In this respect, a preferred such method comprises: folding a diaper within a jig; transferring the folded compressed diaper from the jig

using a clamping apparatus; inserting the folded compressed diaper into a pliable bag; and vacuum sealing the bag thereby further miniaturizing the diaper within the bag. The miniaturized finished product preferably fits into a conveniently sized box for eliminating the bulky nature of carrying bulky diapers within a purse or other carrying case. Furthermore, the finished product is condensed down to a firm and hard exterior surface, and may be disguised in appearance, for example, to look like a candy bar instead of a baby diaper or an adult diaper. The miniaturization process can be readily adapted to mechanical application for automatic manufacturing assembly line runs.

[0025] Additional features and advantages of the invention will be apparent from the detailed description which follows, taken in conjunction with the accompanying drawings, which together illustrate, by way of example, features of the invention.

BRIEF DESCRIPTION OF THE DRAWINGS

- [0026] FIG. 1A is a top view of a diaper in a nominal configuration in accordance with an embodiment of the present invention;
- [0027] FIG. 1B is a side view of the diaper of FIG. 1A;
- [0028] FIG. 2A is a top view of a diaper in a volumetrically reduced configuration in accordance with an embodiment of the present invention;
- [0029] FIG. 2B is a side view of the diaper of FIG. 2A;
- [0030] FIG. 3A is a perspective view of a diaper in accordance with an embodiment of the invention;
- [0031] FIG. 3B is a perspective view of the diaper of FIG. 3A in the process of folding the diaper along a lengthwise aspect of the diaper;
- [0032] FIG. 3C is a perspective view of the diaper of FIG. 3B in the process of folding the diaper along a crosswise aspect of the diaper;
- [0033] FIG. 3D is a perspective view of the diaper of FIG. 3C being disposed within an encasement;
- [0034] FIG. 3E is a perspective view of the diaper of FIG. 3D held under vacuum within the encasement of FIG. 3D;
- [0035] FIG. 4 is an end view of a packaged diaper having a reduced volume in a substantially cylindrical shape in accordance with one aspect of the invention;
- [0036] FIG. 5 is a perspective view of a diaper kit in accordance with one aspect of the invention;
- [0037] FIG. 6 is a perspective view of another diaper kit in accordance with one aspect of the invention;
- [0038] FIG. 6A is a perspective view of a diaper wipe configuration usable with the kit of FIG. 6 in one example in accordance with one aspect of the invention;
- [0039] FIG. 7 is a perspective view of an infant care kit in accordance with one aspect of the invention;
- [0040] FIG. 8 is a perspective view of a master container in accordance with one aspect of the invention;
- [0041] FIG. 9A is a top view of another diaper kit in accordance with one aspect of the invention;
- [0042] FIG. 9B is a side view of the diaper kit of FIG. 9A;
- [0043] FIG. 9C is a side view of another example diaper kit in accordance with one aspect of the invention;
- [0044] FIG. 10A is a schematic view of one step of a process of packaging a diaper in accordance with one aspect of the invention;
- [0045] FIG. 10B is a schematic view of another step of the process of FIG. 10A;
- [0046] FIG. 10C is a schematic view of another step of the process of FIG. 10A;
- [0047] FIG. 10D is a schematic view of another step of the process of FIG. 10A;
- [0048] FIG. 10E is a schematic view of another step of the process of FIG. 10A;
- [0049] FIG. 11A is a perspective view of a diaper held by a restraint in accordance with one aspect of the invention; and
- [0050] FIG. 11B is a perspective view of a diaper held by another restraint in accordance with one aspect of the invention;
- [0051] FIG. 12 is a view of a bulky diaper in the hands of a person;
- [0052] FIG. 13 is a sketch of a diaper within a jig made for holding and folding said diaper, with a person tucking the rough edges inwardly;
- [0053] FIG. 14 is a view of a diaper with one end being folded inward;
- [0054] FIG. 15 is a view of a diaper with the other end being folded inward over the first fold;
- [0055] FIG. 16 shows a hand clamp gripping a folded diaper;
- [0056] FIG. 17 is a perspective view of a folding jig facilitating the hand clamp for inserting a diaper into a plastic bag;
- [0057] FIG. 18 shows a hand clamp held by a person compressing a folded diaper being inserted into a plastic bag;
- [0058] FIG. 19 shows a folded and compressed diaper within a small plastic bag;
- [0059] FIG. 20 shows a folded, compressed, and vacuum-packed diaper within the plastic bag of FIG. 19 after vacuum-sealing;
- [0060] FIG. 21A is a schematic view of one step of a method of packaging a diaper;
- [0061] FIG. 21B is a schematic view of another step of the method of FIG. 10A;
- [0062] FIG. 21C is a schematic view of another step of the method of FIG. 10A;
- [0063] FIG. 21D is a schematic view of another step of the method of FIG. 10A;
- [0064] FIG. 21E is a schematic view of another step of the method of FIG. 10A;

[0065] FIG. 22 is an illustration of a preferred method for pressing a vacuum-packed diaper;

[0066] FIG. 23 is an illustration of another preferred method for pressing a vacuum-packed diaper;

[0067] FIG. 24 is an illustration of another preferred method for pressing a vacuum-packed diaper;

[0068] FIG. 25 is an illustration of another preferred method for pressing a vacuum-packed diaper;

[0069] FIG. 26 is an illustration of another preferred method for pressing a vacuum-packed diaper;

[0070] FIG. 27 is a view of a fully extended diaper having indicia thereon;

[0071] FIG. 28 is a view of the diaper of FIG. 27 with tucked end margins;

[0072] FIG. 29A and FIG. 29B are views of the diaper of FIG. 28 with tucked side margins;

[0073] FIG. 30 is a view of the diaper of FIGS. 29A and 29B with a crosswise fold;

[0074] FIG. 31A and FIG. 31B are views of the diaper of FIG. 30 after vacuum-packing;

[0075] FIG. 32 is a view of another fully extended diaper having indicia thereon;

[0076] FIG. 33A and FIG. 33B are views of the diaper of FIG. 32 after tucking/folding and vacuum-packing;

[0077] FIG. 34 is a view of another fully extended diaper having indicia thereon;

[0078] FIG. 35A and FIG. 35B are views of the diaper of FIG. 34 after tucking/folding and vacuum-packing; and

[0079] FIG. 36A, FIG. 36B, and FIG. 36C are views of a kit having a vacuum-packed diaper and diaper accessories, wherein indicia of the diaper is visible through the encasement in which the diaper is vacuum-sealed.

DETAILED DESCRIPTION

[0080] Reference will now be made to the exemplary embodiments illustrated in the drawings, and specific language will be used herein to describe the same. It will nevertheless be understood that no limitation of the scope of the invention is thereby intended. Alterations and further modifications of the inventive features illustrated herein, and additional applications of the principles of the inventions as illustrated herein, which would occur to one skilled in the relevant art and having possession of this disclosure, are to be considered within the scope of the invention.

[0081] As illustrated in FIGS. 1A through 2B, an exemplary packaged, disposable, diaper 10 is sized and shaped to consume a considerably smaller volume and be more conveniently shaped than conventional disposable diapers. As illustrated, the packaged diaper 10 begins as a diaper 12 nominally sized and shaped in accordance with conventional diapers. The diaper can be one of a variety of types known to those in the art, and can be formed of a variety of materials. The diaper can be disposable or non-disposable (i.e., reusable).

[0082] As shown in FIG. 1A, the diaper begins with a first, nominal volumetric configuration characterized by a

nominal length L and nominal width W of the diaper. As used herein, the term "nominal" is understood to mean to be the normal, post manufacturing state in which it is ready to be unfolded and worn, in reference to the various dimensions of the diaper. Thus, the diaper 12 can have a first size having a height, width and length of nominal size, such as conventionally provided to consumers. While not so required, the diaper 12 can include upper 12a and lower 12b portions, which can correspond to a front and back of the diaper. Many conventional diapers are provided with a front and back portion of different configuration.

[0083] As shown in FIGS. 2A and 2B, an example of a packaged diaper 10, after being prepared in accordance with the description to follow below, includes a diaper 12 having a second, reduced volumetric configuration characterized by a reduced length L_2 and width W_2 of the diaper 12. The reduced volumetric configuration can differ from the nominal volumetric configuration in width, height, thickness, volume and overall size. As will be appreciated from the figures, not only is the volume of the packaged diaper reduced overall, but in the example embodiment at least two of the: 1) length; 2) width; and, 3) height, can also be reduced. Thus, the diaper can be reduced in volumetric configuration to consume much less space than the diaper consumes when in the nominal configuration.

[0084] As mentioned, the diaper 12 can be disposed in an encasement 14, which can be formed of a substantially air impermeable material. By disposing the diaper in the encasement in the second, reduced volumetric configuration, a packaged diaper is provided that consumes much less space than the when in its nominal configuration. By "substantially air impermeable," what is meant is that the permeability is low enough that the product has a reasonable shelf life without significant expansion.

[0085] As an example, it has been found that by drawing a vacuum down to about 5 Mbar at room temperature and pressure at a location about 5,000 feet elevation above mean sea level, the volume of the diaper can be reduced to as little as $\frac{1}{3}$ or $\frac{1}{4}$ that of the nominal volume. Similar results are to be expected at locations of different elevation. However, as is known, at lower elevations a greater vacuum can be drawn to allow for subsequent transportation of the packaged product to higher elevations. For example, vacuum packaging using a vacuum down to 1 or 2 Mbar is common at lower elevations. Thus, in the space required to store one conventional diaper, three, four, or more, diapers packaged in accordance with the invention can be stored. The reduced volume packaged diapers are not only advantageous in reducing storage space, the space required for packaging, shipping, etc., is also reduced, leading to considerable cost savings in associated processes.

[0086] While the reduced volume configuration can be created and maintained in a number of ways, in the embodiment shown in FIGS. 2A and 2B, the packaged diaper 10 includes encasement 14, which can encompass the reduced volume diaper. Once the diaper 12 is disposed within the encasement, the encasement can be at least partially evacuated of air so as to contain the diaper in at least a partial vacuum state. The evacuation of air from within the diaper and encasement can be done in a number of ways, such as by conventional vacuum-packing methods.

[0087] For example, according to at least one conventional vacuum-packing method known to those skilled in the

relevant art, an article to be vacuum-packed is inserted into an unsealed encasement formed of a substantially air impermeable flexible material. The unsealed encasement with the article therein is then placed onto the deck of a vacuum-sealing machine. The lid of the machine is then lowered establishing a seal with the deck and to define a chamber between the deck and the lid with the unsealed encased article within the chamber. A pumping system then evacuates ambient air from the chamber creating at least a partial vacuum state within the chamber and within the interior space of the unsealed encasement with the article therein. Sealing bars then seal the encasement to maintain at least a partial vacuum state therein. Ambient air pressure is then restored to the chamber effecting a pressure differential across the sealed encasement. Insofar as the article within the sealed flexible encasement is compressible, the pressure differential acts upon the encasement to compress the article and maintains the article in a reduced volume that is less than the volume of the article at the time the encasement was sealed (before ambient air pressure was restored to the chamber). The lid of the machine is then raised and the vacuum-packed article is available for removal from the machine.

[0088] Upon evacuation of air from the encasement, the encasement can be sealed, for example at an edge portion **16** to maintain the vacuum within the encasement and diaper **12**. In this manner a differential pressure can be created within and without the encasement to maintain the second, reduced volumetric configuration of the diaper. While the encasement is shown in **FIG. 2B** as sealed at an edge portion **16**, it will be understood that the encasement can be sealed conventionally in a variety of ways in a variety of locations.

[0089] As the encasement **14** configured to confine the diaper **12** is unsealed, the diaper is able to return to its nominal volumetric configuration. That is, user can cut, tear, remove a portion of the encasement, or otherwise break the airtight seal of the encasement; after which, the diaper **12** will no longer be subject to confining force due to the encasement and/or a pressure differential. Unopposed rebound forces in the materials from which the diaper is made will tend to return it to its nominal configuration. The encasement can include a means to facilitate opening, such as a notch or another intentionally formed discontinuity (not shown) provided in the encasement to aid in opening the encasement. In one embodiment a tear-away band, or the like, provided with a grasping tab (not shown) can be provided to facilitate opening by rupturing the encasement as it is pulled away therefrom. One of many other well known ways to provide a more easily broken-open encasement can be used to facilitate opening the packaging.

[0090] As described in further detail below, the reduced volumetric configuration can be achieved in a number of ways, and in the embodiment shown in **FIGS. 2A and 2B**, the volumetrically reduced configuration is created by foldingly reducing a length and width of the diaper **12**; increasing its thickness. The folded diaper is then vacuum-packed to reduce its thickness (as well as its width and length to a lesser extent). As used herein, the term "foldedly reduced" is meant to indicate the case wherein a diaper is folded or rolled over or under itself to thereby reduce a dimension of the diaper.

[0091] While the final size of the reduced volume diaper can vary, in one aspect of the invention, the reduced length

and width can each be less than about $\frac{1}{2}$ of the nominal length and width, respectively, of the diaper. In another aspect of the invention, the foldedly reduced length of the diaper can be less than about $\frac{1}{3}$ and/or $\frac{1}{4}$ of the nominal length of the diaper. In this manner, as shown by comparing **FIGS. 1A and 1B** with **FIGS. 2A and 2B**, the overall width and length of the diaper can be substantially reduced. While a height dimension, corresponding to thickness, may be increased, it is not increased to exceed the width or the length of the diaper. This results in a more convenient and compact size overall.

[0092] The inventor has found that a conventional size 6 diaper can be reduced in size and volume from a nominal size of approximately 9" long by 4.5" wide by $\frac{1}{4}$ " to 1" in height/thickness (depending on expansion after removal from conventional packaging) to a reduced size of approximately 3.5" long by 2.25" wide by 1" in height. In the embodiment shown in **FIGS. 2A and 2B**, the packaged diaper **10** can include a reduced volumetric shape configuration which comprises a substantially rectangular shape, although other shapes are contemplated as well, as discussed in further detail below. In this manner, the packaged diaper can be easily carried, handled and stored within a purse, pocket, bag or other place or containment for carriage.

[0093] The packaged diaper in a densified state can thus be made pocket sized, or pocketable. As used herein that means that it is conveniently sized for carriage, for example about the size of a conventional cigarette package or smaller. One way to characterize this is that two of the three dimensions of height width and length, when added together, are less than 10 cm, and the greatest of the three does not exceed 10 centimeters. That said, all pocket sized items may not strictly fit this definition, but it is a definite guide in understanding what is meant by the term as used herein.

[0094] It will be appreciated that in this example the present invention provides a compact, efficiently sized packaged diaper that requires substantially less space than conventionally packaged diapers. The present invention can be advantageously utilized by a variety of persons, including incontinent minors and adults, and caretakers of individuals requiring diapers.

[0095] For example, parents of young children will benefit from the invention in that one or more diapers **10** can be easily stored in a pocket, or within a purse, briefcase, backpack or other storage bag and consume relatively little space. Similar benefits can be obtained with regard to incontinent adults, as adult diapers are generally even more bulky and difficult to store and carry than are smaller, children's diapers. Also, incontinent adults who may be otherwise embarrassed by having to carry spare clean diapers will likely find the packaged diapers in accordance with the invention to be much more discreetly transportable, and therefore the carriage of such spare diapers much less noticeable by others.

[0096] In addition, in one aspect of the invention a packaged, pocketable diaper is provided and can include an encasement configured to encase and confine a diaper disposed therein. A diaper can be disposed within the encasement to be confined by the encasement in a size that is volumetrically reduced relative to a nominal size of the diaper. The volumetrically reduced size of the diaper is characterized in that the diaper is pocketable upon a person

of an individual. As used herein, the term “pocketable” is to be understood to indicate a configuration of the diaper in which the diaper can be easily placed within and removed from a pocket of an item of clothing or accessories worn or carried by individuals. For example, the pocketable diaper can be held within a shirt, jacket or pants pocket or stored or carried in a handbag, purse or briefcase, etc., and can be substantially undetectable by other individuals. In this manner, an incontinent adult can carry the pocketable diaper without worrying that others will be aware that the diaper is being carried. Also, an adult caretaker of an infant can carry a diaper for the infant in a manner that does not detract from a physical appearance of the adult and does not require additional baggage.

[0097] In several embodiments of the invention, a reduced diaper is provided. The reduced diaper is densified by volumetric reduction from a first greater volume and lesser nominal density to a second reduced volume and increased density. An encasement can also be included and the diaper can be disposed in the encasement in the second reduced volume. The encasement can thereby confine the reduced diaper so that the diaper is retained in the reduced volume by the encasement. The volumetric reduction can entail dimensional reductions in width, thickness, length, and diameter. In this manner, a volumetrically reduced, space-efficient densified diaper is provided that can be easily stored and carried by an individual in a discreet manner. Upon release of the reduced diaper from the encasement, the diaper can be volumetrically expanded and used in the same manner as conventionally packaged diapers.

[0098] As used herein, the term “encasement” is to be understood to encompass a broad range of materials and configurations for containing or restraining or enclosing a volumetrically reduced diaper. For example, the encasement may completely encompass a diaper and hold the diaper under a vacuum seal or other pressure differential. In addition, the encasement may only partially encompass the diaper to maintain the compressed state of the diaper. Moreover, it is intended to be understood herein to be synonymous with restraint (as discussed below) or enclosure, or containment, in this context. The salient point being that it constrains, by some means, the densified diaper from expanding. Other encasements besides the examples shown can also be utilized, as would occur to one skilled in the art.

[0099] Shown in series in **FIGS. 3A through 3E** is one aspect of the invention in which a diaper is reduced from its nominal volume or size to a reduced volume or size. Diaper **12** begins with a nominal volumetric configuration, sized and shaped as may be conventionally provided by a manufacturer of the diaper. In this embodiment, the diaper is reduced in volume by fold **17** along a lengthwise aspect of the diaper, shown at line **18**. In **FIG. 3C**, the diaper **12** is folded at **19** along a crosswise aspect of the diaper, shown at line **20**. Progressing to **FIG. 3D**, once the diaper has been folded a desired number of times; the folded diaper is disposed within encasement **14**, which is formed of a substantially air impermeable material. Encasement **14** can then be evacuated to form a relative vacuum within the encasement, after which the encasement can be sealed to maintain the vacuum in the diaper and the encasement.

[0100] It will be understood by those skilled in the art that the process of forming a vacuum within the diaper and the

encasement will extract at least a portion of air contained within the diaper. By removing a majority of excess air from the diaper, the diaper can be compressed upon itself by atmospheric pressure and consume a reduced amount of space corresponding to the amount and volume of air removed from the diaper.

[0101] In addition to the process illustrated in **FIGS. 3A through 3E**, in another aspect of the invention, a method of packaging a diaper is provided and includes the steps of volumetrically reducing a size of the diaper to a size convenient for carriage and storage of the diaper. The volumetrically reduced diaper can then be disposed within an encasement. The volumetrically reduced, convenient size of the diaper can be maintained by a pressure differential acting upon the encasement. As used herein, the term “convenient size” is understood to refer to a size and configuration of a diaper that can be easily and conveniently stored in a pocket, handbag, purse, etc., and consume very little space within the pocket, handbag, etc. Such a size will be appreciated to be essentially a “pelletized” or “capsulated” or “pocket sized” or “pocketable” (as defined above) version of the diaper, having bulk due to air spaces removed, and will be generally cylindrical, rectangular, etc, and can have rounded or square corners. Generally, the largest dimension will be about four inches or less. However, for certain specialized applications such as kits contained in a feeding bottle, a longer, more “sticklike” shape may be used in one embodiment. But likewise a cylindrical or square configuration having height, width, and length dimensions of roughly equal magnitude can also be advantageous in such a kit in another embodiment. The salient point is that the size is convenient to carry and conceal.

[0102] The size of the diaper can be volumetrically reduced in a number of manners, including pressing the diaper into a mold or other cavity. In this example, the encasement in which the diaper is disposed can be sized and shaped to correspond closely to the volumetrically reduced size of the diaper. Once disposed within the encasement, the force applied to compress the diaper into the mold can be released, after which the diaper will tend to return to its nominal size and shape, but will be restrained by the encasement. The pressure differential acting upon the encasement will thus be the result of the diaper tending to expand into its nominal configuration. An equilibrium will be reached between a) the restoring force tending to expand the diaper; and b) a combination of the hoop strength (resistance to expansion of the encasement via deformation of the encasement) and the pressure differential tending to compress the diaper. Depending on the material from which the encasement is made, this can be made to be predominantly hoop strength or predominantly air pressure differential.

[0103] While the example packaged diaper shown in many of the figures of this disclosure includes a generally rectangular shape, it is contemplated that the volumetrically reduced diaper can be of a variety of sizes and shapes. For instance, as shown in **FIG. 4**, volumetrically reduced diaper **12a** can have a substantially cylindrical shape. This embodiment may be beneficial, for example, in applications in which the diaper is to be stored in rounded or cylindrical receptacles, such as cans or tubes. As will be appreciated, by forming encasement **14a** from a flexible, substantially air impermeable material, a vacuum formed within the encasement will force the encasement to conform to the general

shape of the reduced volume diaper. In this manner, the diaper can be formed in a variety of reduced volume shapes for a variety of applications.

[0104] In another example embodiment the encasement shape can control the shape of the packaged diaper. For example, a diaper can be compressed into an encasement within a mold cavity which encasement has a shape which essentially follows the shape of the mold. Thereafter the encasement maintains that shape, though the diaper may expand slightly against the hoop strength, air pressure differential, or combination thereof.

[0105] As illustrated in FIG. 5, in another aspect of the present invention a diaper kit 40 is provided. The kit can include a packaged diaper 10 in accordance with the embodiments discussed above and at least one diaper accessory 42. A container 44 is also provided, in which each of the packaged diaper and the diaper accessory are disposed. The diaper accessory can be a variety of items, including, but not limited to, a diaper rash ointment or other medicament, talcum powder/baby powder, a lotion, moist or dry wipes, cotton swabs, dirty diaper disposal bag, etc., as may be needed in caring for an infant or incontinent person, as will be known to one skilled in the art of providing products for care of such persons. In the example embodiment shown, a packet of ointment 42A is included in the kit, as are moist wipes 42B.

[0106] Thus, in one example, substantially all of the materials necessary for changing a soiled diaper are provided in a small, space optimized kit that can be easily carried or stored by a caretaker of an individual requiring diapers. The kit can be advantageously used as a daily staple of caretakers, or may be used in specialized circumstances such as outdoor activities, travel, or business or recreational events away from home, or other situations in which space and convenience of carriage may be of a premium. In such circumstances the caretaker may wish to minimize the number of articles needing carriage, and can advantageously carry one or two kits, as may be needed, and dispense with the conventional diaper bag that would otherwise have to be carried during the event or activity. Also, the reduced size of the present diaper kit can allow one or more kits to be stored in an out-of-the-way location, such as a glove box of a car, and retrieved in "emergency" situations in which spare diapers were forgotten or consumed.

[0107] In another embodiment, the kit can be configured for use by an incontinent adolescent or adult. The kit can further include supplies to touchup stains on clothing. It can contain a small container of perfume or cologne, a small container of odor reducing spray, or other items which an incontinent adult may find needful and reassuring to carry, in addition to supplies which customarily may be needed to change a diaper, including a clean diaper, wipes, and lotion, ointment or other medicament, to name some examples.

[0108] As shown in FIG. 5, the diaper kit 40 can include a container 44 that is substantially rectangular in shape. Such kits can be easily stacked and stored and will fit neatly into a pocket, purse or other baggage. In another embodiment, as shown in FIG. 6, the container 46 can be substantially cylindrical in shape. In this embodiment, the diaper 12b can be formed in a cylindrical shape, or other shape to facilitate maximum use of available space within the cylindrical container. Also included in the illustrated example shown in

FIG. 6 are moist wipes 42C which can be arranged in a disk-like or toroidal configuration for disposal within the cylindrical container. With reference to FIG. 6A, the individual wipes 43 are accordion folded, then rolled about an axis 45 transverse to the folds. A surprisingly large number of wipes thus configured can be fit into a surprisingly small space. In this manner, 6 or 7 wipes or another selected number of wipes can be stored within the container 46 to ensure ample supply.

[0109] In another aspect of the invention, illustrated by example in FIG. 7, an infant care kit 49 can be provided which includes a diaper 50, one or more diaper accessories 52 and a portion of infant food 54. An infant feeding bottle assembly is also provided having a hollow body 56 and a nipple food delivery portion 58 of the device couplable thereto. A cover 59a or 59b can be provided, which keeps the feeder portion sanitary. This can be a throwaway tear-off film cover (e.g. 59b) or a more conventional replaceable cap (e.g. 59a). The feeding apparatus can be single use (i.e., disposable) or reusable. As shown, the diaper, diaper accessory, and portion of infant food can be disposed within the infant feeding assembly for convenient carriage. The infant feeding assembly can thus be configured to: i) contain each of the diaper, diaper accessory and portion of infant food; and ii) upon removal of the diaper and diaper accessory, receive the portion of infant food (and water, if applicable) within the hollow body and thereby enable delivery of the infant food to an infant via a food delivery device erstwhile acting as a container for the kit. In one embodiment the nipple portion can be configured for delivery of baby formula, and in another embodiment it can be configured for delivery of a flowable baby food such as a formula/cereal mixture, creamed vegetables or fruit, or the like. In one embodiment the baby food can be in powder form, reconstituted by addition of water. A chemical warming pack (similar to or the same as a conventional hand warming pack) can be provided for use in warming the baby formula or other baby food.

[0110] In this example implementation, substantially all of the materials necessary to feed and change a diaper of an infant are provided in a compact, easily carried kit. A caretaker of the infant can use the kit to store the provided items, and when desiring to feed the infant, can prepare the portion of infant food and feed the infant with the infant feeding assembly, shown in this embodiment as similar to a conventional baby bottle, but provided with a detachable bottom.

[0111] As shown in the illustrated example, the hollow body 56 of the feeding assembly 49 can be substantially cylindrical in shape, although other shapes are also contemplated, such as squared, triangular, and other polyhedral cross-sectional shapes. The portion of infant food can include a variety of foods suitable for consumption by infants, including powdered baby formula and condensed baby formula, freeze dried, powdered, concentrated creamed vegetables and fruits and other baby foods, as well as cereal mixes, etc. A caretaker can easily remove all items from the feeding assembly, configure it for feeding, and returning the portion of infant food (with water, as mentioned, if necessary, or other fluid which can be added to the infant food) and the food can be fed to the infant via a food delivery device 58, a conventional baby bottle nipple in the illustrated embodiment.

[0112] In one embodiment, the feeding apparatus can include a double wall configuration to provide increased insulation so as to keep formula or other baby food at a desired temperature for a longer period of time. To facilitate this, or, to provide initial warming when hot potable water is unavailable, a heat source 55, as mentioned, can also be disposed within the feeding assembly. The heat source can be configured to provide heat for warming the portion of infant food, as well as any fluid having been added to the infant food. In situations where it may be necessary to add cold fluid such as milk or water to the infant food, the fluid and food can be warmed to a temperature well tolerated and more acceptable to an infant. As mentioned, the heat source can be a conventional chemical heating apparatus, such as those producing an exothermic reaction when two or more separate materials are mixed, or are exposed to air. These can be packets of reactants in granular form, chemically activated gel heating sources, etc. The feeding apparatus can be configured to cooperate with the heat source to heat the baby formula or other food. In one embodiment, the kit can include an outer container (not shown) which is the outer wall of the double wall configuration mentioned. This can be a continuous wall, or can comprise vents (e.g. to expose air to air-reactant heating pads). A mesh or other textile can be used as the material forming the outer containment in which the infant feeding assembly is disposed. The outer container can be configured to receive and protect the feeding assembly and can also encompass the heating source to maintain close contact between the heating source and the hollow body 56.

[0113] In another embodiment, the heat source can be some other means of providing heat, for example provision of a metal outer sleeve, annular space for water, and inner container for formula or food enabling use of a cigarette lighter, a solar reflector or magnifier, or some other higher temperature heat source to heat the outer sleeve and still enable more gentle warming of the contents of the inner sleeve. Such an arrangement would also facilitate rapid cooling of the outer sleeve after removing the high temperature heat source so that it can be safely handled, enabling removal of the inner sleeve for feeding for example.

[0114] In another example embodiment of the invention, shown in FIG. 8, a plurality of single use packaged diapers (not shown), or diaper kits 40, 40A can be provided packaged together, each stacked vertically in a master container 60. The master container 60 can include a removable access panel (previously removed in FIG. 8) through which one 40 of the plurality of containers can be accessed. Providing for the removable access panel can be in one of a variety of ways known to those in the art, including a perforated removable panel or hinged panel. A bottom 62 of the access panel can be disposed in the master container 60 in a location vertically displaced from a bottom 64 of the master container by a distance substantially equal to a height "h" of the container. It has been found that having the last container to be used positioned below the access panel helps keep the shape of the master container and improves appearance over the dispensing life of the product.

[0115] In this manner, as a kit is removed from the master container, the kit immediately above the removed kit will fall into place to be easily removable from the master container. Notches 66 can be provided adjacent the removable panel to enable easy withdrawal of kits through the

panel. The master container 60 can be used to package and ship a number of kits 40, and advantageously also used to dispense the kits at a retail center or other point of sale. While the master container shown in FIG. 7 is configured to store and dispense 6 diaper kits, master containers configured to store and dispense fewer or more kits can also be provided, and include two or more access panels disposed and oriented in a variety of locations on the master container.

[0116] Illustrated in FIGS. 9A and 9B is a diaper kit 68 in accordance with another example implementation of the invention. In this embodiment, a diaper 70 and various diaper accessories 72 are contained within an encasement 74. The accessories can include baby ointment, baby wipes, powder, etc. as discussed above. In this example the accessories include baby ointment 72A and wipes 72B. Other accessories can be substituted or additionally included. Shown at 76 are seams formed in the encasement defining adjacent compartments that can each hold a different product. The seams can separate products to enable differing treatment of the products in relation to the encasement. For instance, diaper 70 can be disposed in the encasement in a reduced volumetric configuration, as discussed above, and the encasement can be evacuated and vacuum-sealed about the diaper. However, the baby ointment 72A can be vacuum sealed (if already packaged in an impermeable containment without excess air) but need not be vacuum sealed (indeed it may be difficult to do so if not already packaged) in its corresponding compartment. Likewise the wipes 72b are not vacuum packed, but could be if previously enclosed in an impermeable containment without excess air.

[0117] While it may be desirable to vacuum-pack the diaper 70, and it is possible to do so with some accessories, it may be the case that certain accessories are not well suited to such an arrangement. For instance, with regard to the previously mentioned examples of ointment 72a and wipes 72 not pre-packaged, baby wipes are often saturated or at least moisture-laden with a liquid cleaning compound similar in appearance to soapy water, to aid in the cleaning process associated with changing diapers. When subjected to a vacuum, the moisture may be withdrawn from the wipes, leading to poor performance of the wipes. In addition, if undue moisture is removed during the vacuum process, the moisture may interfere with sealing the encasement once vacuum has been drawn, leading to premature breach of the encasement. The same applies to the ointment, it would be likewise problematic to vacuum pack it, even more so. Thus, for some products a vacuum seal may not be desirable or necessary, and those products can be sealed in the encasement without being placed under vacuum.

[0118] To address these issues, the present invention in one embodiment advantageously provides a diaper kit that can include differently and variably treated compartments. In the example shown, the compartment containing the diaper 70 can be treated with a vacuum to aid in maintaining the volumetrically reduced configuration of the diaper. The compartment holding the ointment 72A may or may not be vacuum treated, as the situation dictates. The compartment holding the wipes 72B can be simply sealed to retain the moisture in the wipes without drawing any moisture out with a vacuum process. Other compartments (not shown) can be treated according to the product stored in each one.

[0119] In addition to the compartmentalized encasement shown in FIGS. 9A and 9B, it is contemplated that in

another example embodiment of the invention, shown in FIG. 9C, one can provide a diaper kit 68' in which all of the components of the kit are contained in an encasement 74' and sealed under vacuum. For example, the diaper wipes 69 and/or other accessories can be pre-packaged in one or more casings 74" with liquid and wipe material therein. In this way, both a diaper and one or more accessories, together forming a single use kit, can be integrally packaged in one encasement 71', and can all be accessed once the encasement has been breached.

[0120] With reference to FIGS. 10A through 10E, in one embodiment of the invention the encasement in which the volumetrically reduced diaper is disposed can contain the diaper without any substantial pressure differential acting upon the encasement. One illustrative process in which this can be achieved is illustrated in FIGS. 10A through 10E. In this embodiment, a "loose" diaper 80 is placed within a chamber 84B with a pair of encasement shells 82 disposed adjacent ends of the diaper. Rams 86 and 88 can be activated to compress the diaper into a volumetrically reduced configuration, as illustrated in FIG. 10B. Once optimal reduced volume is achieved, the diaper/shell assembly can be moved adjacent a channel 85 defined between the chambers 84A and 84B, as illustrated in FIG. 10C.

[0121] Channel 85 can provide access to the diaper/shell assembly to enable attachment of a clamping strap 90 to the shells 82. The strap can aid in maintaining relative position of the shells 82 after the pressure applied to reduce the volume of the diaper is released. Thus, as shown in FIG. 10E, the rams 86, 88 and chambers 84 can be removed from contact with the diaper, and the encasement maintains the diaper/shell assembly in the volumetrically reduced configuration. In this manner, it is not necessary to apply a vacuum to the encasement to create and maintain the volumetrically reduced size of the diaper. In another embodiment, the encasement can be made air tight by application of the clamping strap, and thus a combination of differential pressure and hoop strength of the encasement can contain the diaper after the encasement expands to an equilibrium state.

[0122] As shown in FIGS. 11A and 11B, in one aspect of the invention, a restraint 92 can be provided in which the diaper 12 can be disposed a second, reduced size, relative to a first, nominal size. The restraint 92 can confine the diaper so that the diaper is retained in its reduced size by the restraint and so that the diaper is returned to its nominal size upon opening of the restraint. The restraint can be a strap or a series of independent or interconnected straps, or, as shown in FIG. 11B, the restraint 94 can include a webbed material. The restraint can be formed of a material having sufficient strength to retain the diaper 12 in the reduced size, but can be removed by a consumer to release the diaper into the first, nominal size, for example by exploiting an engineered weakness, as is conventionally provided in "tear-away" packaging closures.

[0123] An embodiment of a method for packaging a diaper very compactly by folding and vacuum-sealing is shown in FIGS. 12-19. First, a bulky diaper 6012 as shown in FIG. 12 is inserted into a U-shaped elongated open-ended forming jig 6014 as shown in FIG. 13 with the outside 6016 of diaper facing down into the jig and the inside 6018 of the diaper facing up and out of the jig. The ragged elastic banded edges of the diaper are tucked inward so as to obtain a smooth clean line exterior.

[0124] Thereafter, as shown in FIG. 14, a first end, such as end 6022, then is folded inwardly covering a middle portion of the diaper, and then the other end 6026 is folded in over the first end 6022 and middle portion to form a rectangular shape of the diaper as shown in FIG. 15.

[0125] A spring-tensioned hand-clamp 6030 then is opened to receive the completely folded diaper between an upper flat rectangular jaw 6034 and a lower jaw 6036, as shown in FIG. 16. Furthermore, the clamp 6030 and a hand 6038 each compress the diaper 6028 as shown in FIG. 16.

[0126] The compressed, folded diaper 6028 then is inserted into an open end of a pliable, resilient bag 6042. The diaper is inserted into the bag using the hand clamp 6030 and jig 6014 to facilitate the insertion as shown in FIG. 17, or, alternatively, as shown in FIG. 18, the compressed, folded diaper 6028 is directly inserted into the open-ended bag 6042 without the jig.

[0127] The folded diaper 6028, fully inserted into the bag 6042 (FIG. 19), is then placed onto the deck of a conventional vacuum-sealing machine, such as a vacuum sealing-machine sold under the trademark SUPERVAC. The lid of the machine is fastened down and the vacuum-sealing machine vacuum-seals and cuts the bag to form a finished product as shown in FIG. 20.

[0128] The finished product is very firm and dense, looks like a taffy candy bar, and is comparable in size to a candy bar. In one embodiment, the finished product, i.e., a vacuum-sealed diaper package, measures approximately 1 inch by 2 inches by 1½ inches, and fits into a box for convenient carrying within a purse.

[0129] Additionally, printing on the outside of the diaper is visible through the bag 6042 as shown, for example, in FIG. 20. Alternatively, the printing on the outside of the diaper may be disposed within the folded diaper by first folding end 6026 inwardly covering a middle portion of the diaper and then folding the end 6022 in over the end 6026 and middle portion to form the rectangular shape of the diaper.

[0130] One or more embodiments of the invention relate to a method of packaging a diaper using a conventional vacuum-sealing machine. As shown in FIG. 21A, a compressible absorbent diaper 104 is disposed within a flexible substantially air impermeable encasement 102 and the unsealed encasement 102 with the diaper 104 therein is then placed onto the deck 106 of the vacuum-sealing machine. The lid 108 of the machine is then lowered as shown in FIG. 21B establishing a seal with the deck to define a chamber 110 with the unsealed encased diaper within the chamber. A pumping system 112 then evacuates ambient air from the chamber 110 creating a vacuum state within the chamber and within the interior space 103 defined by the encasement with the diaper 104 therein. Sealing bars 114 then seal the encasement as shown in FIG. 21C such that the interior space of the substantially air impermeable encasement 102 is completely sealed and such that the compressible absorbent diaper 104 is completely enclosed within the sealed interior space 103. As shown in FIG. 21D, ambient air pressure is then restored to the chamber effecting a pressure differential across the sealed encasement that acts upon the encasement to compress the compressible absorbent diaper 104 and maintains the diaper in a reduced volume (FIG.

21D) that is less than the volume of the diaper at the time the encasement was sealed (FIG. 21C, before ambient air pressure was restored to the chamber). As shown in FIG. 21E, the lid 108 is then raised and the vacuum-packed diaper 116 is available for removal from the machine.

[0131] In addition to all of the foregoing, various preferred methods of vacuum-packing a diaper also may include pressing at least a portion of a vacuum-packed diaper and/or its encasement with a smooth surface in order to achieve a smooth planar for aesthetic appeal. Indeed, as will now be appreciated by the Ordinary Artisan in view of the foregoing disclosure, a compressible article such as a diaper that is vacuum-packed will exhibit wrinkling and bunching. Furthermore, an air impermeable encasement enclosing such an article will conform to any such bunching and wrinkling of the contained diaper as well as will be prone to forming its own undesirable wrinkles, puckers, and other undesirable flaws during vacuum-packing. In accordance with the invention, one or more preferred embodiments address this aesthetic concern by pressing at least a portion of the diaper and/or encasement in order to flattening a face of the diaper and/or encasement. The pressing may occur before vacuum-packing, after vacuum-packing, during vacuum-packing, or any combination thereof.

[0132] For example, in FIGS. 13-15, portions of the outside of the diaper are pressed by the floor of the U-shaped jig as the diaper is foldedly reduced in the jig. For further example, as shown in FIG. 16, prior to being disposed within an encasement, the diaper is pressed within the clamp 6030 between the flat jaws thereof that comprise essentially planar surfaces. As further shown in FIG. 18, the clamp can be used to press at least a portion of the diaper while the diaper is being inserted into and/or is otherwise disposed within an encasement.

[0133] In another example, as shown in FIG. 22, a vacuum-packed diaper 122 is pressed between the essentially planar surface 126 of a conveyor belt 128 and the essentially planar surface 130 of a press 132. A vacuum-packed diaper 120 prior to pressing appears wrinkled with creases in the transparent material of the encasement that tend to distort or block view of the diaper within, as shown in FIG. 22. In contrast thereto, a vacuum-packed diaper 124 after pressing exhibits an aesthetically pleasing appearance with indicia 134 printed on the diaper being visible through a substantially smooth planar face of the transparent material of the encasement. Note that in this example, the encasement of the vacuum-packed diaper is pressed by the conveyor belt and the press providing a generally smooth planar face in the top as well as the bottom of the encasement. Note furthermore that the encasement is formed of a material that is at least somewhat flexible, whereby the diaper within the encasement is pressed by the conveyor belt and press, too, resulting in generally smooth planar faces in the top and bottom of the diaper.

[0134] Another example of pressing is shown in FIG. 23, wherein a vacuum-packed diaper 138 is pressed between the essentially planar surfaces of a pair of presses 142. A vacuum-packed diaper 136 prior to pressing appears with wrinkles and creases whereas a vacuum-packed diaper 140 after pressing assumes a generally smooth planar appearance believed to be aesthetically pleasing. As in the previous example, the vacuum-packed diaper 140 is substantially

flattened and the encasement includes generally smooth oppositely facing planar faces 144,146.

[0135] In yet other examples of pressing shown in FIGS. 24-26, vacuum-packed diapers are pressed with the generally smooth circular surfaces of rollers. In particular, in FIG. 24, an upper surface 152 of vacuum-packed diaper 150 is pressed by a roller 154 as the diaper progresses along a conveyor belt 156. In FIG. 25, respective upper and lower surfaces 158a and 158b of a vacuum-packed diaper 162 are pressed by respective opposing rollers 164a and 164b. In FIG. 26, a first pair of opposing rollers 166a,166b is sequentially arranged with a second pair of opposing rollers 168a,168b such that vacuum-packed diapers 170 are progressively smoothed in passing sequentially through the roller pairs. Moreover, the rotational speed of opposing rollers 168a,168b may be greater than the rotational speed of opposing rollers 166a,166b such that the encasement and/or diaper therein are subjected to slight horizontal forces in the direction 172 of travel of the conveyor belt, thereby further removing or pulling out wrinkles in the encasement and/or diaper.

[0136] Also in addition to all of the foregoing, various preferred embodiments of the present invention may include a compressible absorbent diaper that is configured and disposed within an encasement, a portion of which is transparent such that indicia on the diaper may be viewable there through.

[0137] The indicia on the diaper may be printed and, as shown in FIGS. 27-36C, the indicia may include animal characters for amusement of a child. The indicia also may be associated with a particular manufacturer or distributor of diapers and, thus, constitute a trademark. In other exemplary instances, the indicia may include brand identifiers, sizing information, or any other information that characterizes or identifies the diaper to a consumer. Indeed, the indicia may provide recognition of the article that is vacuum-sealed within the encasement, which can be especially helpful in determining the size of the diaper, since the actual size of the diaper will be difficult to judge based on the size of the vacuum-packed diaper itself.

[0138] In yet other examples, especially with regard to adult diapers, indicia of the diaper may comprise or contribute to a disguise of the diaper, thereby reducing the ability of another party to readily identify the diaper upon a glancing view or casual viewing.

[0139] In accordance with various preferred embodiments of the invention, configuring a diaper for viewing of indicia disposed thereon may entail tucking and/or folding of the diaper for disposition within an encasement. As used herein, "tucking" refers to the tucking in of top, bottom, and/or side margins of a diaper, which margins typically constitute an elastic band, tabs, and the like. Tucking of the fully extended diaper shown in FIG. 27, for example, can result in an unfolded rectangular configuration of the diaper as shown in FIGS. 29A and 29B.

[0140] A preferred method of tucking and folding a diaper will now be described with reference to FIGS. 27-30.

[0141] Turning to FIG. 27, a fully extended diaper 200 includes indicia 202 printed on the front portion of an outer surface 206 of the diaper. Thus, when the diaper of FIG. 27 is worn, the indicia 202 is situated proximal the groin area and navel of the wearer.

[0142] In accordance with the described preferred embodiment, end margins **208** of the diaper **200** that are visible in **FIG. 27** are tucked along crosswise aspects of the diaper, whereby the end margins are disposed underneath the diaper as shown in **FIG. 28**. Side margins **210** that are visible in **FIG. 28** also are tucked along a lengthwise aspects of the diaper, whereby the side margins are disposed underneath the diaper as shown in **FIGS. 29A-29B**. By tucking the side and end margins, an unfolded, generally rectangular configuration of the diaper is obtained as shown in **FIG. 29A-29B**.

[0143] It should be noted that the tucking of end margins and/or side margins is optional in obtaining a generally rectangular configuration but is preferred due to the benefit of aesthetic presentation of the indicia. Furthermore, it should be appreciated by the Ordinary Artisan that, as shown, the tucking of end margins and side margins to obtain the unfolded rectangular configuration shown in **FIGS. 29A-29B** does not include folding of the absorbent area or core **211** of the diaper, which comprises the portion of the diaper that is intended to perform the absorbing function.

[0144] From the rectangular configuration shown in **FIGS. 29A-29B**, the diaper is folded along a centered, crosswise aspect to obtain a folded rectangular configuration in which the indicia **202** printed on the diaper is more prominently displayed, such as shown in **FIG. 30**. Furthermore, it will be appreciated that, in folding the diaper to arrive at the configuration shown in **FIG. 30**, a fold line necessarily will extend through the absorbent core **211** of the diaper.

[0145] The diaper next is disposed within an air and moisture impermeable encasement and vacuum-sealed in accordance with one or more methods of the foregoing disclosure for vacuum-packing diapers. The resulting vacuum-packed diaper is illustrated in **FIGS. 31A-31B**, wherein the diaper of **FIG. 30** has been sealed within encasement **212** having at least a portion **214** thereof that is transparent. The diaper, tucked and folded as here described, is viewable through the transparent portion **214** of the encasement and, particularly, the indicia **202** printed on the outer surface of the diaper is readily viewable through the transparent portion of the encasement. Additionally, notches **218** are formed along outer edges of the encasement **212** to aid in opening the encasement.

[0146] Another exemplary preferred embodiment is illustrated in **FIGS. 32-33**. In this case, a fully extended diaper **220** is shown in **FIG. 32** with indicia **222** printed on the front outer surface **226** of the diaper. After obtaining an unfolded rectangular configuration similar to that of **FIGS. 29A-29B** by tucking end and side margins, the diaper **220** is twice folded along crosswise aspects (as illustrated in **FIGS. 14-15**) to obtain a folded rectangular configuration, and then the folded diaper is disposed and vacuum-sealed within a transparent encasement **228** resulting in the vacuum-packed diaper of **FIGS. 33A-33B**.

[0147] As shown in **FIG. 33B**, the crosswise folds **230** define a first end portion **232** of the diaper folded within the configuration, a second end portion **234** folded over the first end portion **232**, and a medial portion **236** joining the first and second end portions. The first end portion **232** folded within the configuration is disposed between the second end

portion **234** and the medial portion **236**. The diaper, tucked and folded as here described and shown in **FIGS. 33A-33B**, is viewable through the encasement and, particularly, the indicia **222** printed on the outer surface of the diaper along the second end portion **234** is readily viewable through the transparent encasement and enjoys a prominent area of the viewable top surface of the diaper.

[0148] Another exemplary preferred embodiment is illustrated with reference to **FIGS. 34-35**. In **FIG. 34**, a fully extended diaper **240** is shown with indicia **242** printed on the outer surface **246** of the diaper. In this example, after obtaining an unfolded rectangular configuration similar to that of **FIGS. 29A-29B** through tucking end and side margins, the diaper **240** is twice folded along crosswise aspects to obtain a folded rectangular configuration, and then the diaper is disposed and vacuum-sealed within a transparent encasement **248** resulting in the vacuum-packed diaper of **FIGS. 35A-35B**.

[0149] As shown in **FIG. 35B**, the crosswise folds **250** define a first end portion **252** of the diaper, a second end portion **254** folded over the first end portion **252**, and a medial portion **256** joining the first and second end portions. The diaper, tucked and folded as here described and shown in **FIGS. 35A-35B**, is viewable through the encasement **248** and, particularly, the indicia **242** printed on the outer surface of the diaper along the medial portion **256** is viewable through the transparent vacuum-sealed encasement **248**.

[0150] Unlike the exemplary preferred embodiment of a vacuum-packed diaper illustrated in **FIGS. 33A-33B**, the indicia of the vacuum-packed diaper illustrated in **FIGS. 35A-35B** is intended primarily for viewing in the vacuum-packed configuration as opposed to viewing when the diaper is worn, as the indicia when worn generally will face the feet of the wearer. The indicia of the vacuum-packed diaper illustrated in **FIGS. 35A-35B** is readily visible in the vacuum-packed configuration as well as when the diaper is worn.

[0151] In yet another example, a diaper **260** and diaper-changing accessories such as wipes **270** are disposed within a transparent encasement **268**. The wipes **270** preferably are, themselves, prepackaged within a moisture impermeable encasement to avoid moisture from the wipes **270** from being absorbed by the diaper **260**.

[0152] In this example, wherein the diaper **260** is tucked and folded in similar manner to that of the diaper of **FIG. 33B**, the wipes **270** are disposed below the medial portion **266** of the diaper within the encasement. The diaper **260**, tucked, folded and disposed within the encasement **268** with the wipes **270** as shown in **FIGS. 36A-36C**, is at least partially viewable through the encasement and, particularly, the indicia **262** printed on the outer surface of the diaper along the end portion **264** is viewable through the encasement **268**. The wipes **270** are arranged within the encasement so as not to obstruct the view through the encasement of the indicia printed on the diaper.

[0153] In addition to the arrangement of the diaper **260** and wipes **270** within the encasement **268**, it should also be noted that notches **272** also are formed along outer edges of the encasement **268** as shown in **FIG. 36A-36C** to aid in opening the encasement. Furthermore, a weakened line **274** in the encasement **268** is formed in the material of the

encasement as an engineered weakness to further aid in opening the encasement by providing a “tear-away” portion 276 of the encasement.

[0154] It is to be understood that the above referenced arrangements are illustrative of the application for the principles of the present invention. It will be apparent to those of ordinary skill in the art that numerous modifications can be made without departing from the principles and concepts of the invention as set forth in the claims.

What is claimed is:

1. A method of packaging a diaper comprising the steps of:

- (a) disposing a compressible absorbent diaper within a flexible substantially air impermeable encasement;
- (b) creating a vacuum state within an interior space defined by the encasement;
- (c) sealing the encasement such that,
 - (i) the interior space of the substantially air impermeable encasement is completely sealed, and
 - (ii) the compressible absorbent diaper is completely enclosed within the sealed interior space; and
- (d) pressing at least a portion of the compressible absorbent diaper with a smooth surface.

2. The method according to claim 1, wherein said step (d) is performed after performance of said steps (b) and (c).

3. The method according to claim 1, wherein said step (d) is performed before performance of said steps (b) and (c).

4. The method according to claim 1, wherein the packaged diaper includes a configuration that is different from its nominal configuration by at least a lengthwise fold.

5. The method according to claim 1, wherein the smooth surface of said step (d) comprises an essentially planar surface.

6. The method according to claim 1, wherein said step (d) comprises pressing the portion of the diaper with an essentially planar surface of a press comprising a jig.

7. The method according to claim 1, wherein said step (d) comprises pressing the portion of the diaper with an essentially planar surface of a clamp.

8. The method according to claim 1, wherein said step (d) comprises pressing the portion of the diaper with an essentially planar surface of a conveyor belt.

9. The method according to claim 1, wherein the smooth surface of said step (d) comprises an essentially circular surface.

10. The method according to claim 1, wherein said step (d) comprises pressing the portion of the diaper with an essentially circular surface of a roller.

11. The method according to claim 1, wherein the compressible absorbent diaper is the only diaper disposed within the sealed interior space.

12. The method according to claim 1, wherein the sealed substantially air impermeable encasement maintains at least a partial vacuum state in the sealed interior space thereof.

13. The method according to claim 1,

- (i) wherein the compressible absorbent diaper has a nominal volume prior to packaging, and
- (ii) wherein the compressible absorbent diaper has a reduced volume that is less than the nominal volume when disposed within the sealed interior space in which at least a partial vacuum state is maintained.

14. A vacuum-packed diaper made by the method of claim 1.

15. A method of packaging a diaper comprising the steps of:

- (a) pressing at least a portion of the compressible absorbent diaper with a smooth surface;
- (b) disposing a compressible absorbent diaper within a flexible substantially air impermeable encasement;
- (c) creating a vacuum state within an interior space defined by the encasement after performance of said steps (a) and (b);
- (d) sealing the encasement such that,
 - (i) the interior space of the substantially air impermeable encasement is completely sealed, and
 - (ii) the compressible absorbent diaper is completely enclosed within the sealed interior space; and
- (e) pressing the encasement containing the diaper with a smooth surface such that the encasement includes a substantially smooth planar face.

16. The method according to claim 15, wherein said step (a) comprises pressing using a clamp, and wherein said step (a) is performed while performing said step (b).

17. The method according to claim 15, wherein said step (a) comprises pressing the portion of the diaper with an essentially planar surface of a clamp and said step (e) comprises pressing the portion of the diaper with an essentially planar surface of a conveyor belt.

18. The method according to claim 15, wherein said step (a) comprises pressing the portion of the diaper with an essentially planar surface of a clamp and said step (e) comprises pressing the portion of the diaper with an essentially planar surface of a press.

19. The method according to claim 15, wherein said step (a) comprises pressing the portion of the diaper with an essentially planar surface of a clamp and said step (e) comprises pressing the portion of the diaper with an essentially circular surface of a roller.

20. A vacuum-packed diaper made by the method of claim 15.

* * * * *