



US00D463538S

(12) **United States Design Patent**
Chipperfield

(10) **Patent No.:** **US D463,538 S**

(45) **Date of Patent:** **** Sep. 24, 2002**

- (54) **SINK**
- (75) **Inventor:** **David Chipperfield**, London (GB)
- (73) **Assignee:** **American Standard International Inc.**, New York, NY (US)
- (**) **Term:** **14 Years**
- (21) **Appl. No.:** **29/148,534**
- (22) **Filed:** **Sep. 21, 2001**
- (30) **Foreign Application Priority Data**
Mar. 23, 2001 (IT) RE01O0006
- (51) **LOC (7) Cl.** **23-02**
- (52) **U.S. Cl.** **D23/284**
- (58) **Field of Search** D23/271, 273,
D23/284-287, 289-292, 293.1, 303, 308;
4/619-620, 624-628, 630-635, 637-643,
647-652, 656-661, 515-517

- D253,787 S * 12/1979 Kinsey D23/287
- D313,841 S * 1/1991 Bulthaupt D23/287
- 5,313,676 A * 5/1994 Wright 4/631 X

* cited by examiner

Primary Examiner—Louis S. Zarfes
Assistant Examiner—Robert A Delehanty

(57) **CLAIM**

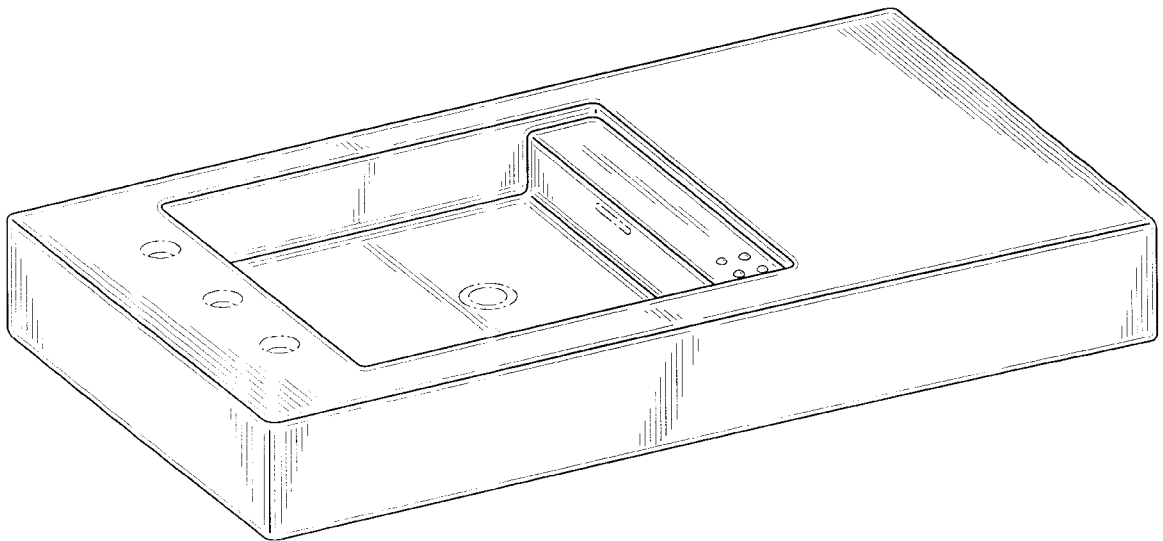
The ornamental design for a sink, as shown and described.

DESCRIPTION

FIG. 1 is a left-front perspective view of a sink showing my new design;
 FIG. 2 is a top plan view thereof;
 FIG. 3 is a right-side elevation view, the left side being a mirror image thereof;
 FIG. 4 is a front elevation view thereof; and,
 FIG. 5 is a back elevation view.
 The broken line showing of plumbing openings is for illustrative purposes only and forms no part of the claimed design.

- (56) **References Cited**
U.S. PATENT DOCUMENTS
275,755 A * 4/1883 Elliot et al. 4/637

1 Claim, 4 Drawing Sheets



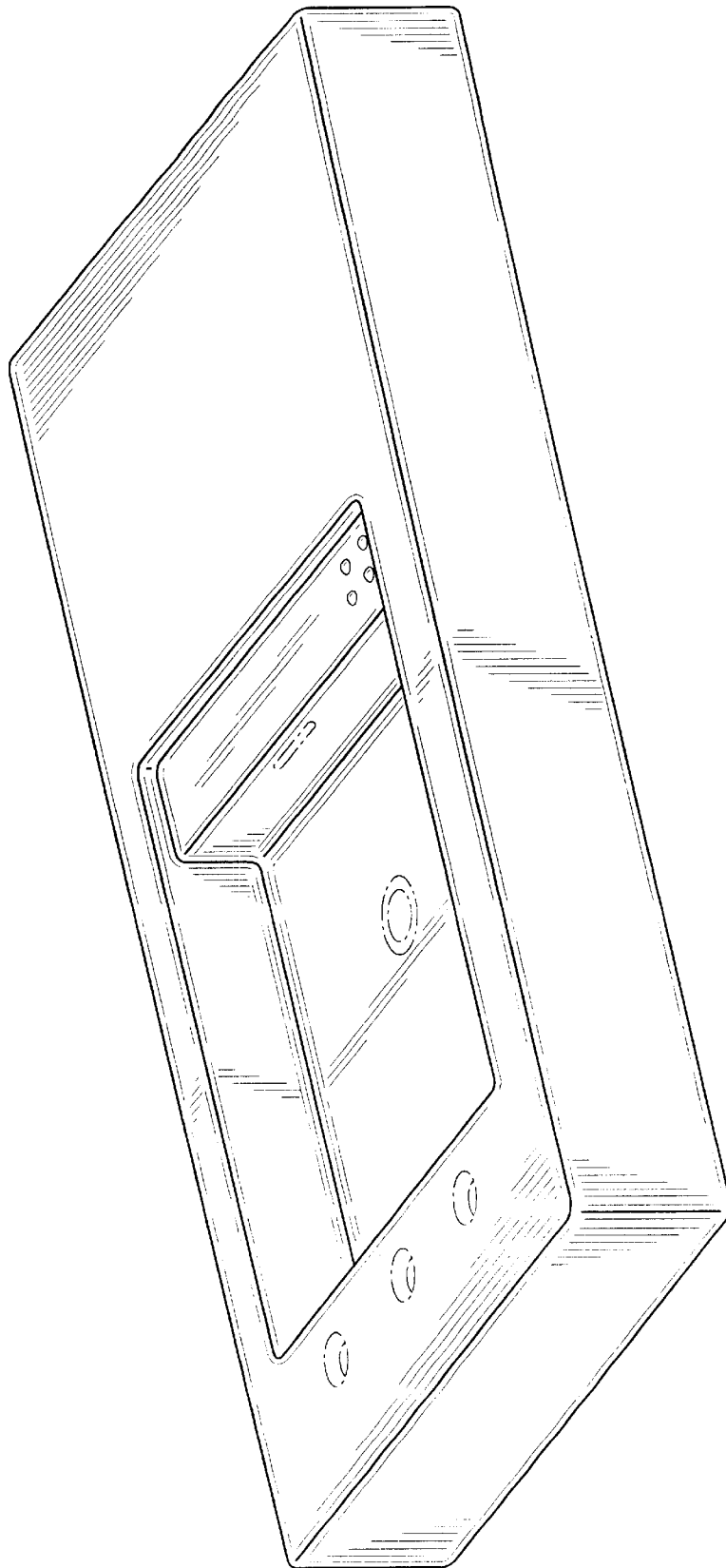


FIG. 1

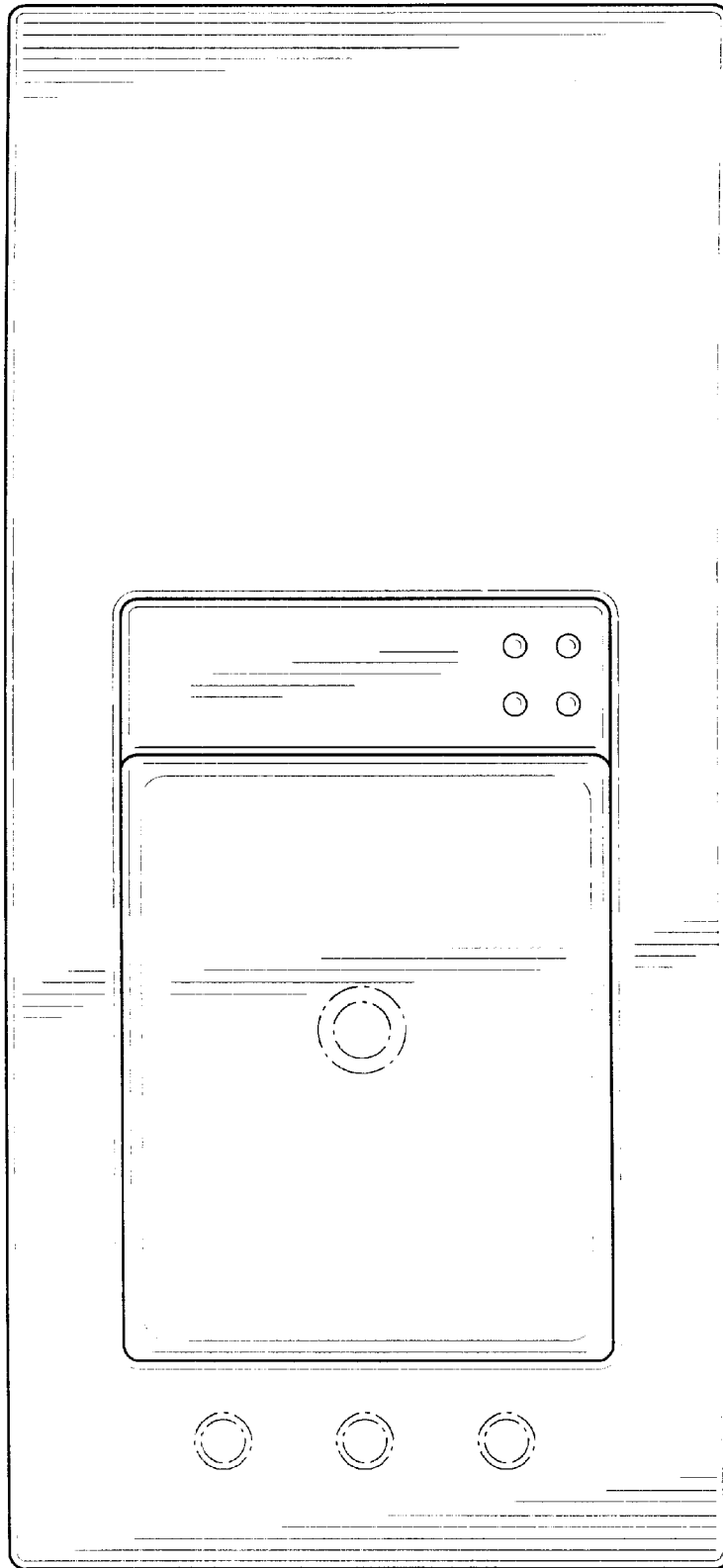


FIG. 2

FIG. 3





FIG. 4






FIG. 5