



US00D654852S

(12) **United States Design Patent**
Hansen

(10) **Patent No.:** **US D654,852 S**

(45) **Date of Patent:** **** Feb. 28, 2012**

(54) **PORTABLE BATTERY POWER SUPPLY**

(76) Inventor: **LeRoy C. Hansen**, Suamico, WI (US)

(**) Term: **14 Years**

(21) Appl. No.: **29/394,020**

(22) Filed: **Jun. 13, 2011**

Related U.S. Application Data

(63) Continuation-in-part of application No. 11/768,342, filed on Jun. 26, 2007, now abandoned.

(51) **LOC (9) Cl.** **13-02**

(52) **U.S. Cl.** **D13/103**

(58) **Field of Classification Search** D13/102-106,
D13/110, 118-119, 184, 199; 429/96-100,
429/163, 176

See application file for complete search history.

(56) **References Cited**

U.S. PATENT DOCUMENTS

D405,754 S * 2/1999 Barkley et al. D13/103
6,020,085 A * 2/2000 Towle 429/96
D465,198 S * 11/2002 Vieno et al. D13/110

D483,721 S * 12/2003 Kim et al. D13/110
D484,853 S * 1/2004 Alviar D13/110
D623,124 S * 9/2010 Nomi et al. D13/103
D643,365 S * 8/2011 Shaper D13/103

* cited by examiner

Primary Examiner — Rosemary K Tarcza

(74) *Attorney, Agent, or Firm* — Dale J. Ream

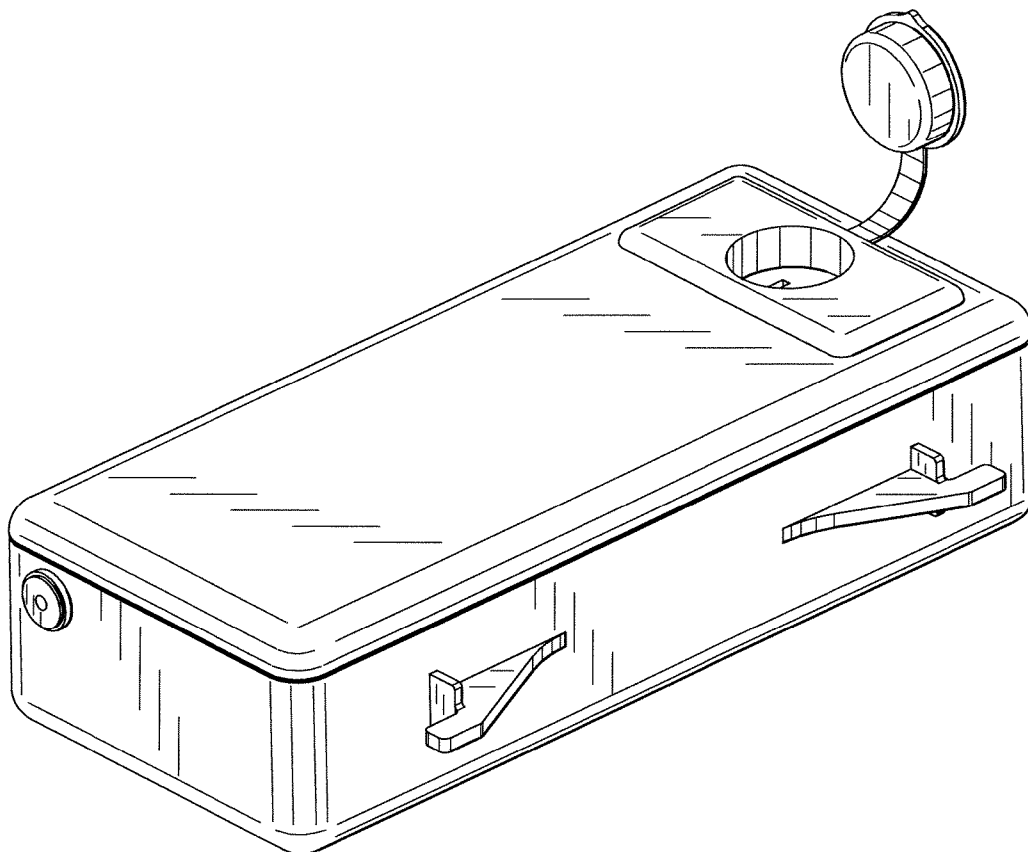
(57) **CLAIM**

The ornamental design for a portable battery power supply, as shown and described.

DESCRIPTION

FIG. 1 is a perspective view of a portable battery power supply showing my new design; FIG. 2 is a front view thereof; FIG. 3 is a back view thereof; FIG. 4 is a left side view thereof; FIG. 5 is a right side view thereof; FIG. 6 is a top view thereof; and, FIG. 7 is a bottom view thereof.

1 Claim, 4 Drawing Sheets



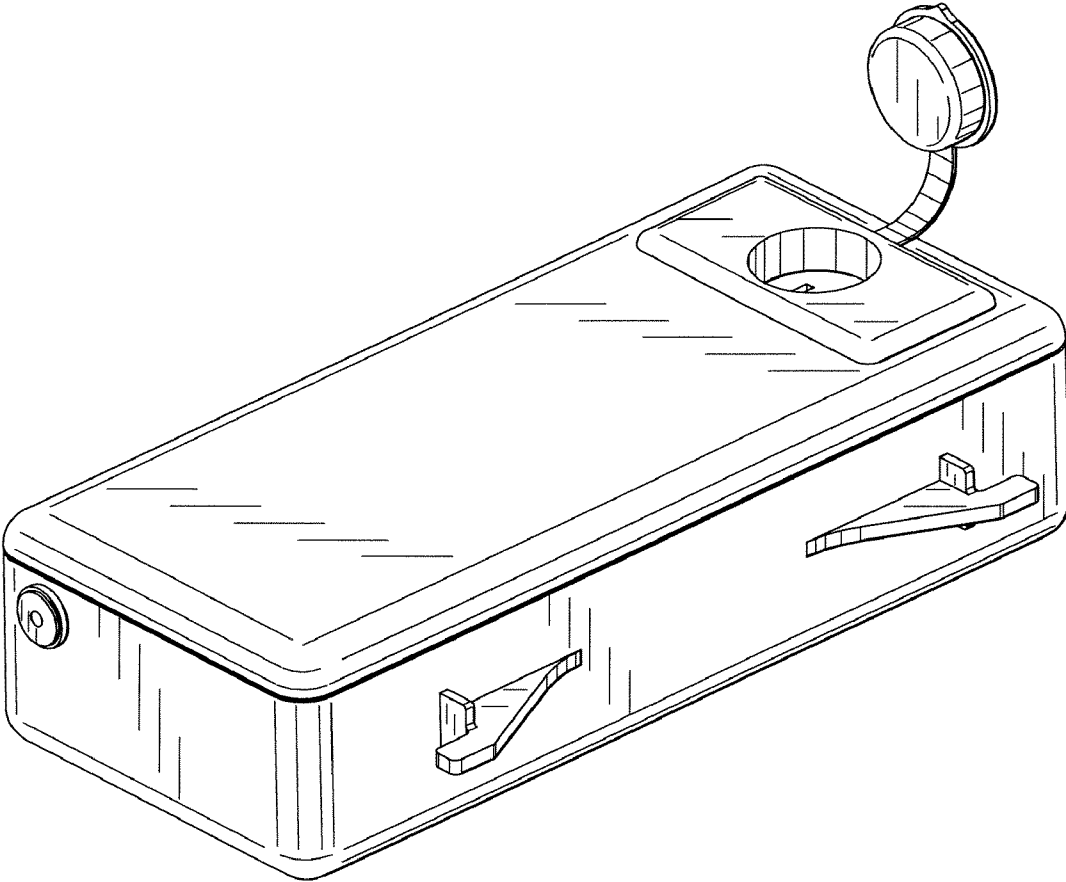


FIG. 1

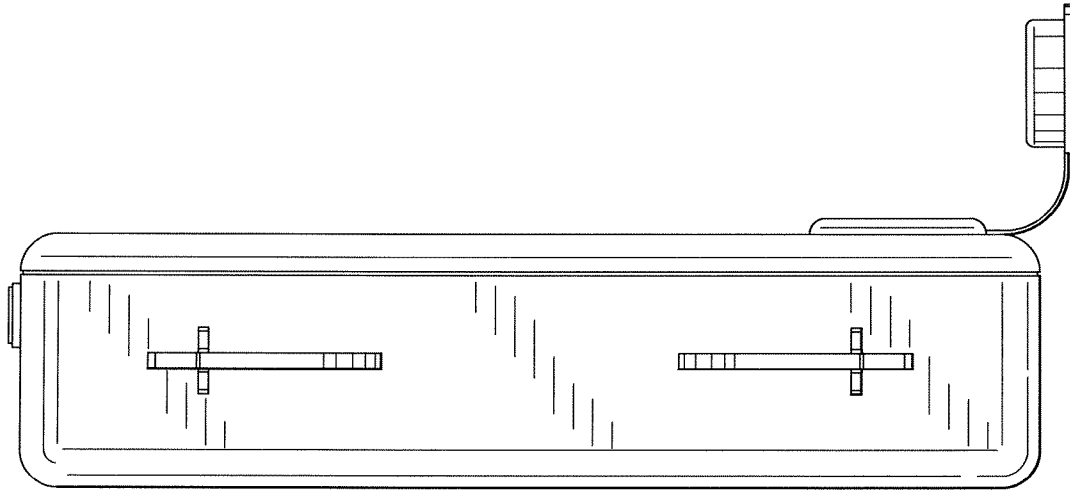


FIG. 2




FIG. 3

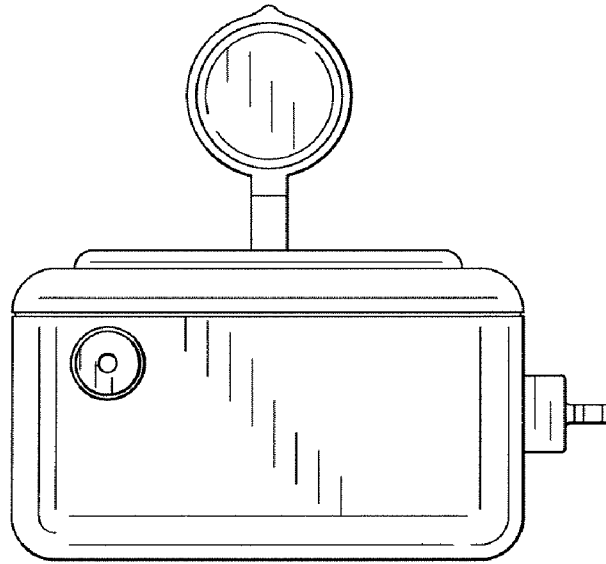


FIG. 4

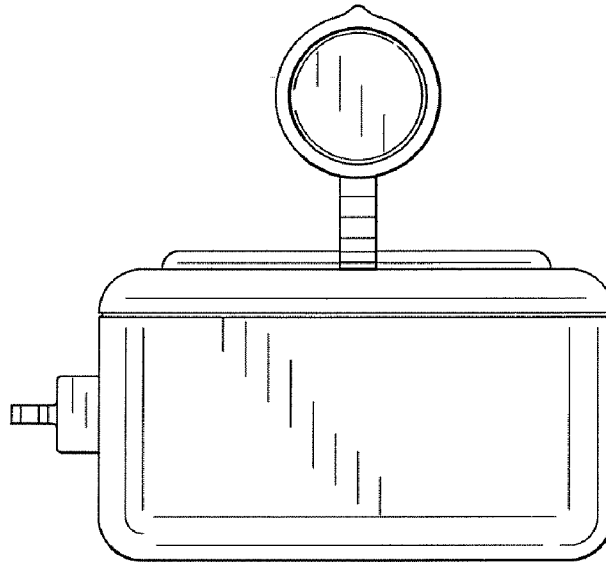


FIG. 5

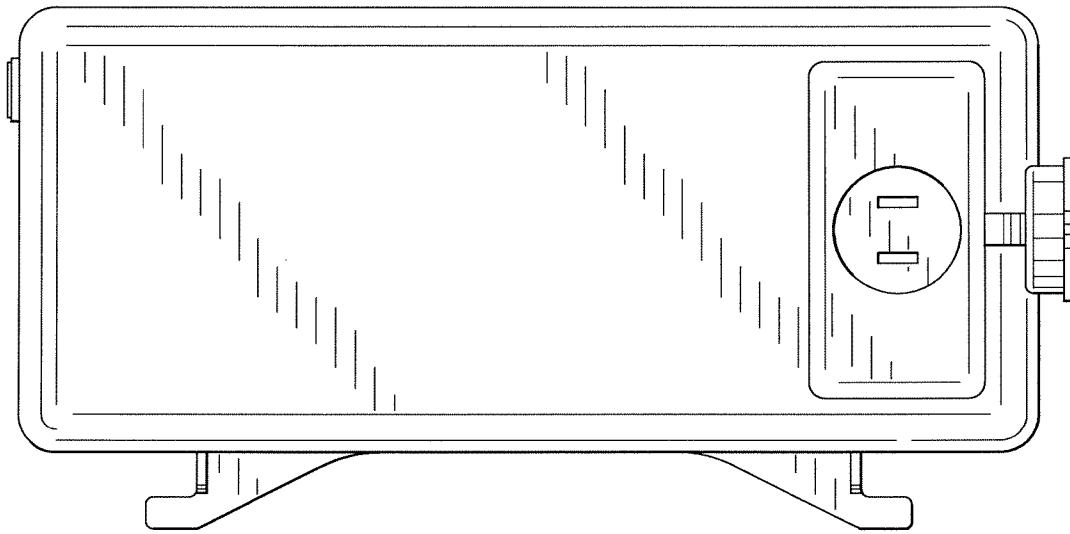


FIG. 6

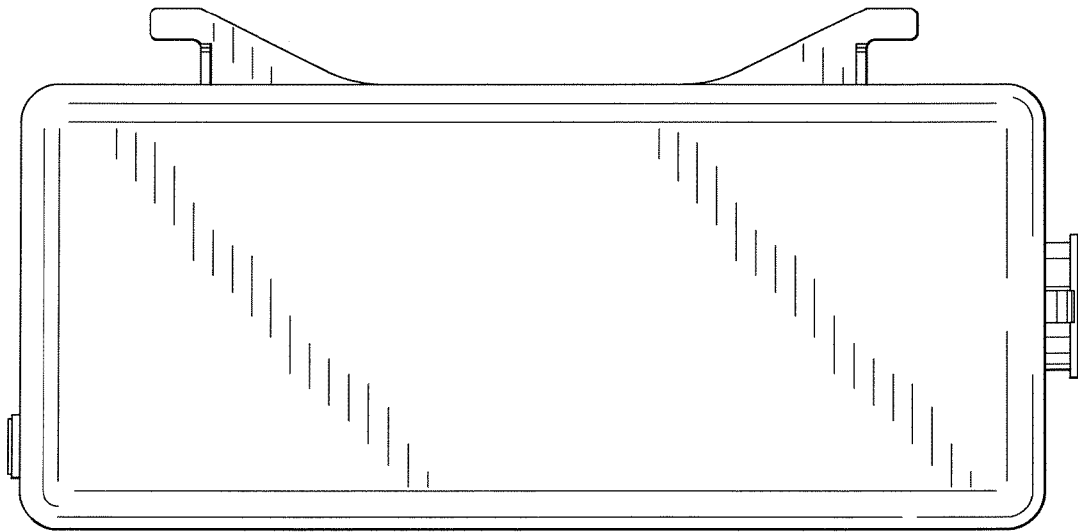


FIG. 7