Jan. 14, 1958 H. W. PARKER 2,819,521

FINGER SHEARS FOR SELF HAIRCUT

Filed Nov. 1, 1956

Fig. 1.

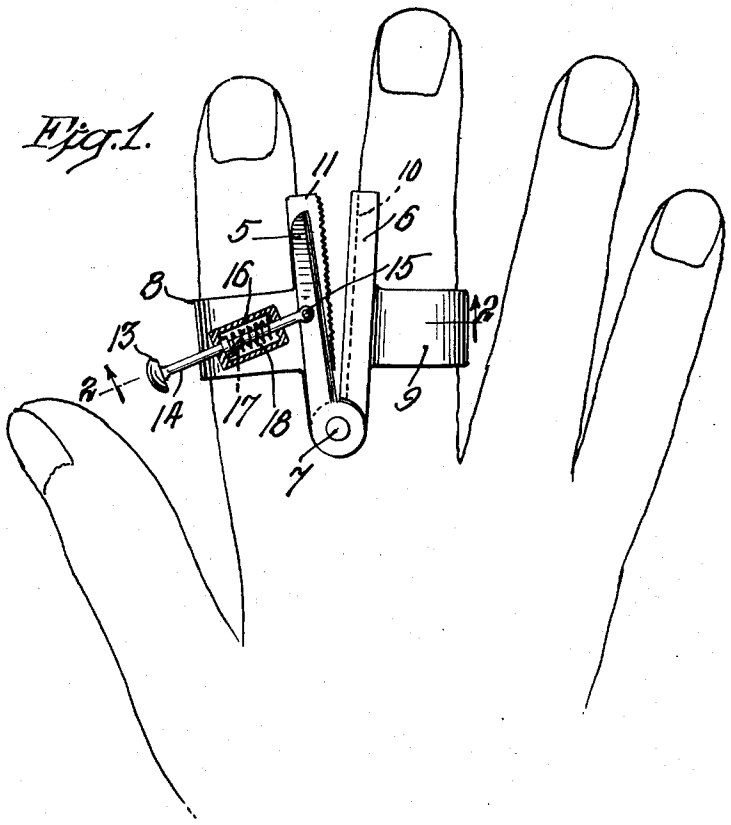

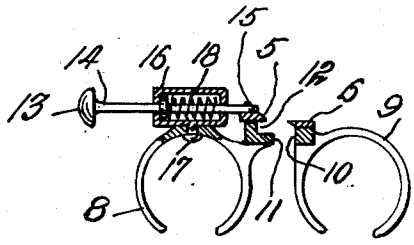

Fig. 2.

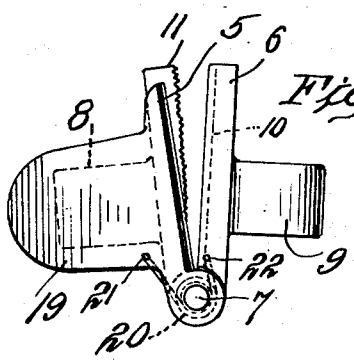

Fig. 3.

INVENTOR.
HENRY W. PARKER

BY

Philip S. McLean
ATTORNEY

United States Patent Office 2,819,521
Patented Jan. 14, 1958

2,819,521

FINGER SHEARS FOR SELF HAIRCUT

Henry W. Parker, Flushing, N. Y.

Application November 1, 1956, Serial No. 619,731

3 Claims. (Cl. 30—135)

The invention herein disclosed relates to haircutting shears and the general objects of the invention are to provide such shears in a form which can be operated by the individual to cut his own hair.

Particularly, it is a purpose of the invention to provide a haircutter operable in a way to enable the fingers to be used for gauging the length of the cut and to accomplish all this in a natural way by simply running the fingers through the hair.

Further objects of the invention are to provide the shear in a simple, practical, inexpensive form which will be easy to operate effectively without previous training or special skill.

The foregoing and other desirable objects are attained by the novel features of construction, combination and relation of parts as hereinafter set forth, illustrated and claimed.

The drawing accompanying and forming part of the specification illustrates present practical embodiments of the invention, but structure may be modified and changed as regards the immediate illustration, all within the true intent and scope of the invention as hereinafter defined and claimed.

Fig. 1 is a plan view of the shear as in use, mounted on the first and second fingers of the hand.

Fig. 2 is a cross-sectional view on substantially the plane of line 2—2 of Fig. 1.

Fig. 3 is a plan view of a modified form of the invention.

Fig. 1 shows the shear as consisting of a pair of short scissor blades 5 and 6 of a length to be conveniently held and operated in the fingers of the hand, pivotally connected together at one end at 7 and supported or carried by finger encircling rings or clasps 8 and 9.

These rings may be open and more or less springy or adjustable in character to fit different size fingers. They are connected and arranged to support the blades over the tops of the fingers so that the fingers may be used to gauge the length of the cut. With fingers held close to the head, the thickness of the fingers will be the gauge determining length of the cut and by angling or curling the fingers away from the head, the cut may be lengthened as desired.

To hold the hair in line for the cut, a special clamp is provided, comprising a relatively fixed jaw 10 at the under side of and fast to the inner blade 6 and a companion movable jaw 11 beneath the other blade 5 being movable independently of such other blade.

Fig. 2 shows both clamp jaws 10 and 11 fixedly secured to the supporting rings, with the inner jaw 10 attached to or forming part of the inner blade 6 and the outer blade 5 overying the outer jaw and movable independently thereof.

Fig. 1 shows the same pivot 7 serving for both clamp jaws and scissor blades, this construction providing free and independent movement of jaws and blades.

Fig. 2 shows the movable outer clamp jaw 11 located

directly beneath the outer movable blade 5 and as relieved at the upper face at 12 to pass beneath the fixed inner blade 6.

It will be apparent from the foregoing that movement of the ring carrying fingers toward and away from each other will be effective to close and open the clamp jaws to grip or release the hair.

Operation of the movable blade 5 is effected in the first illustrated form of the invention by a thumb engageable push button 13 on the end of a link 14 pivotally connected at the inner end with the movable blade at 15, said link operating through a guide sleeve 16 swiveled at 17 on the outer supporting ring 8 and containing a blade opening retracting spring 18 acting on the link.

The device is instantly usable by simply slipping the rings 8, 9 over the first and second fingers. This places the fingers in control of the clamp jaws, which can be opened and closed on the hair by a simple opening and closing movement of the fingers and the scissor blades may be closed on the caught hair by simply pressing the thumb button. The movable blade springs open on release of thumb pressure so the shear is normally open, ready for the clamp to be closed on the hair which is to be cut.

The device may be made up for right or left hand use.

The clamp and the scissor blades are independently operable and so both may be used or either operated without the other.

The combination unit consists of but few parts and is of open construction easily kept clean and sanitary and the whole unit can be produced at low cost.

In the second form of the invention illustrated in Fig. 3, construction is simplified by providing the mobile blade with a laterally projecting thumb engageable extension 19 and by providing a spring 20 coiled about the pivot 7 and connected at opposite ends 21 and 22, respectively, with the mobile blade 5 and with the stationary combined blade and jaw 6, 10.

This construction is used the same as the first, the opening and closing of the supporting fingers operating the clamp and thumb pressure utilized to close the cutting blades.

What is claimed is:

1. Finger shears for self haircut comprising pivotally connected shear blades, finger encompassing rings by which said blades may be supported on adjoining fingers, hair gripping clamp jaws connected on the same pivot center as the blades and means for effecting conjoint operation of said clamp and blades, including a finger engageable member operably connected with one of said blades, the other of said blades being fixedly connected with one of the finger rings, one of said clamp jaws being fixedly connected to said ring-connected blade and the companion clamp jaw being fixedly connected with the other ring, and said finger operated member being a thumb-operable push button swiveled on the last mentioned ring and connected with the second mentioned shear blade and a spring for holding said shear blade in open position with said button projected for operation by the thumb.

2. Finger shears for self haircut comprising pivotally connected hair clamp jaws, finger rings connected to support said pivoted jaws on adjoining fingers of the hand and companion hair cutting blades pivotally connected on the same center as the jaws and operable by fingers of the same hand, one of said blades overlying and fixedly connected with one of said jaws, the other blade overlying but movable independently of the other jaw and operating means connected with said last mentioned blade positioned for actuation by the thumb of the supporting hand.

3. Finger shears for self haircut comprising pivotally connected hair clamp jaws, finger rings connected to support said pivoted jaws on adjoining fingers of the hand and companion hair cutting blades pivotally connected on the same center as the jaws and operable by fingers of the same hand, one of said blades overlying and fixedly connected with one of said jaws, the other blade overlying but movable independently of the other jaw, operating means connected with said last mentioned blade positioned for actuation by the thumb of the supporting hand and a spring connected to effect opening movement of said second blade in opposition to thumb pressure.

References Cited in the file of this patent

UNITED STATES PATENTS

846,732	Deshane	Mar. 12, 1907
1,134,849	Hawkins	Apr. 6, 1915
1,601,560	Codman	Sept. 28, 1926
1,854,582	Erichsen	Apr. 19, 1932
2,707,828	Stewart	May 10, 1955