

(No Model.)

A. G. BRANDNER.
GRAVE MONUMENT.

No. 361,259.

Patented Apr. 19, 1887.

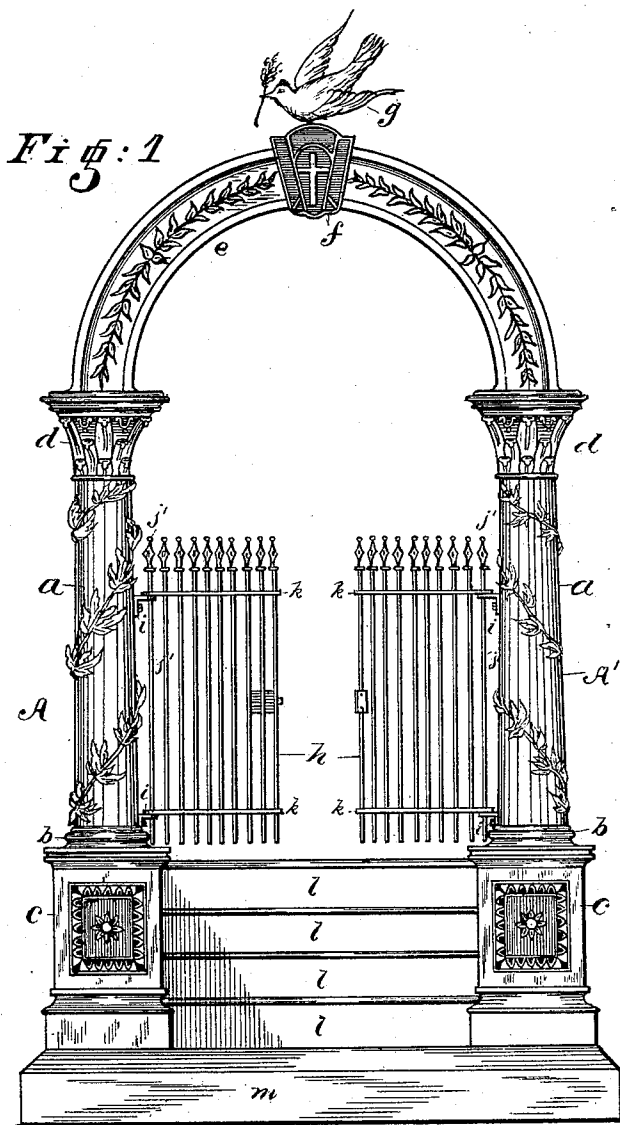


Fig: 3.

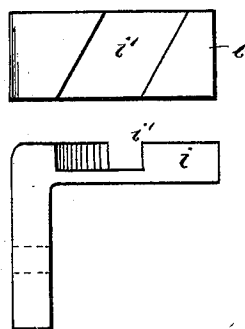
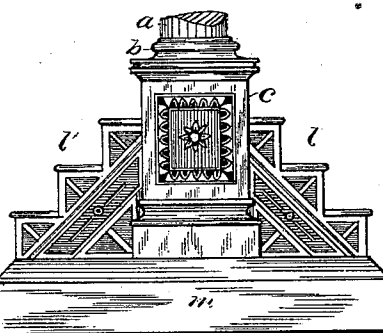


Fig: 2.



Witnesses:
R. F. Brandon.
Chas Stewart

Inventor.
Adolphus G. Brandner.
by N. E. Whitney,
Attorney

UNITED STATES PATENT OFFICE.

ADOLPHUS G. BRANDNER, OF SPRINGFIELD, OHIO.

GRAVE-MONUMENT.

SPECIFICATION forming part of Letters Patent No. 361,259, dated April 19, 1887.

Application filed August 16, 1886. Serial No. 211,067. (No model.)

To all whom it may concern:

Be it known that I, ADOLPHUS G. BRANDNER, of the city of Springfield, county of Clark, and State of Ohio, have invented certain new and useful Improvements in Grave-Monuments, of which the following is a specification.

This invention relates to monuments for graves, the object of the invention being to provide a monument constructed of metal, such as cast-iron, bronze, or other substances such as marble, granite, terra-cotta, stone, or concrete, unique and symbolic in design, highly ornamented, cheap, and durable.

My invention consists in a grave-monument constructed of cast metal or other substances, having a series of columns more or less remote from each other connected together at their upper ends by an arch or dome, being provided near their lower ends with gates, which are normally held at an angle to each other to represent the "Gates Ajar," and having steps leading upward from the base to said gates, substantially as hereinafter described.

It also consists in the construction and combination of the several parts of said monument, substantially as hereinafter described, and pointed out in the claim.

Figure 1 represents in front elevation a metallic grave-monument constructed in accordance with my invention; Fig. 2, an end view of a portion of the same; and Fig. 3 is a plan and side view of a portion of one of the gate-hinges.

In the drawings, A A' represent the supporting-columns proper, which consist of the ornamented shaft *a*, base *b*, dado or supplemental base *c*, and foliated capital *d*. Connecting the columns A A' at their upper ends is an ornamented arch, *e*, preferably semicircular in shape and having at its upper central portion a keystone, *f*, upon which is mounted an ornament, *g*. (Herein shown as a dove.) Hinged to the shaft *a* of the columns, above their base *b*, are gates *h*, one to each column, said gates being supported upon angle-plates *i*, bolted to the shaft *a*, and being held in place by hinge-rods *j*, extending through the cross-bars *k* of the gates and through the supporting-plates *i*. These plates *i* have grooves *l* formed in their upper faces in a transverse direction, as clearly illustrated in Fig. 3, into which the ends of the cross-bars of the gates are held ajar or partially open, said grooves being at an angle of greater or less degree to

a line drawn centrally and longitudinally through the supporting-plates *i*. Secured between the dados of the columns is a set of stairs, *l l'*, leading up from the foundation-stone *m* to a point in close proximity to the lower portion of the gates. As herein shown, there is a pair of stairs, one leading up from one side and the other from the opposite side of the column.

The entire structure will preferably be constructed of cast metal, and be made in sections secured together by bolts or otherwise—that is, the columns A A' proper will be cast separate from the dado *c c*; they being bolted thereto. The arch *e*, with its keystone, will be separate from the columns and be bolted thereto. The ornament *g*, which will preferably be a metal dove, as illustrated, will be bolted to the keystone in any suitable or desirable manner.

The stairs *l l'* will be made in two sections and bolted together at their upper edge.

The ornamentation of the various parts of the monument may be varied as may be desired.

The shafts *a* of the columns are shown as foliated or having a series of wire and leaves extending spirally around the same, which foliage is cast a part integral therewith.

The inscription of the monument may be made at any desired place, or be suspended from the arch, as desired.

In practice, when forming the monument from cast metal, it will be marbled or painted in a suitable manner.

I am aware that a monument has been constructed having vertical columns surmounted by a dome or arch—as, for instance, illustrated and described in Patent No. 167,470, dated September 7, 1875; but such construction I do not desire to broadly claim.

I claim—

A monument for graves, composed of the base *m*, having the dados *c*, connected by flights of steps *l l'* and surmounted by columns and an arch, in combination with gates *h*, held normally ajar by notched brackets *i*, substantially as set forth.

In witness whereof I have hereunto set my hand and seal, at Springfield, Ohio, this 31st day of July, A. D. 1886.

ADOLPHUS G. BRANDNER. [l. s.]

Witnesses:

P. J. CLEVINGER,
N. E. C. WHITNEY.