



US0D1018488S

(12) **United States Design Patent**  
**Qin et al.**

(10) **Patent No.:** **US D1,018,488 S**

(45) **Date of Patent:** **\*\* Mar. 19, 2024**

(54) **DISPLAY SCREEN**

(71) Applicant: **Hangzhou Meari Technology Co., Ltd.**, Hangzhou (CN)

(72) Inventors: **Chao Qin**, Hangzhou (CN); **Davy Ying**, Hangzhou (CN)

(73) Assignee: **Hangzhou Meari Technology Co., Ltd.**, Hangzhou (CN)

(\*\*) Term: **15 Years**

(21) Appl. No.: **29/825,208**

(22) Filed: **Jan. 29, 2022**

(30) **Foreign Application Priority Data**

Jan. 19, 2022 (CN) ..... 202230035879.9

(51) **LOC (14) Cl.** ..... **14-03**

(52) **U.S. Cl.**  
USPC ..... **D14/159**

(58) **Field of Classification Search**

USPC ..... D14/167, 154, 168, 188, 496, 156, 160,  
D14/161, 162, 163, 164, 165, 158, 253,  
D14/192, 159, 155, 138 AB, 137, 104.1;  
455/351, 350, 353; D10/104, 106, 65,  
D10/78; 340/573.4, 573.1  
CPC . G06F 3/16; G08B 3/00; H04M 11/00; H04N  
7/14; H04N 7/26  
See application file for complete search history.

(56) **References Cited**

**U.S. PATENT DOCUMENTS**

D675,584 S \* 2/2013 Sharp ..... D14/129  
D837,178 S \* 1/2019 Gan ..... D14/159

D861,631 S \* 10/2019 Gan ..... D14/159  
D868,020 S \* 11/2019 Deng ..... D14/159  
D881,154 S \* 4/2020 Guo ..... D14/159  
D897,983 S \* 10/2020 Ravat ..... D14/159  
D935,431 S \* 11/2021 Xie ..... D14/159  
D939,007 S \* 12/2021 Wei ..... D16/203  
D944,755 S \* 3/2022 Liu ..... D14/159  
D949,122 S \* 4/2022 Li ..... D14/159  
D949,123 S \* 4/2022 Li ..... D14/159  
D949,816 S \* 4/2022 Guo ..... D14/159  
D983,766 S \* 4/2023 Liang ..... D14/159

\* cited by examiner

*Primary Examiner* — Austin Murphy

(74) *Attorney, Agent, or Firm* — Bayramoglu Law Offices LLC

(57) **CLAIM**

The ornamental design for a display screen, as shown and described.

**DESCRIPTION**

The patent or application file contains at least one drawing executed in color. Copies of this patent or patent application publication with color drawing(s) will be provided by the Office upon request and payment of the necessary fee.

FIG. 1 is a perspective view of a display screen showing our new design;

FIG. 2 is a front view thereof;

FIG. 3 is a rear view thereof;



FIG. 4 is a left side view thereof;

FIG. 5 is a right side view thereof;

FIG. 6 is a top view thereof; and,

FIG. 7 is a bottom view thereof.

**1 Claim, 7 Drawing Sheets**  
**(7 of 7 Drawing Sheet(s) Filed in Color)**



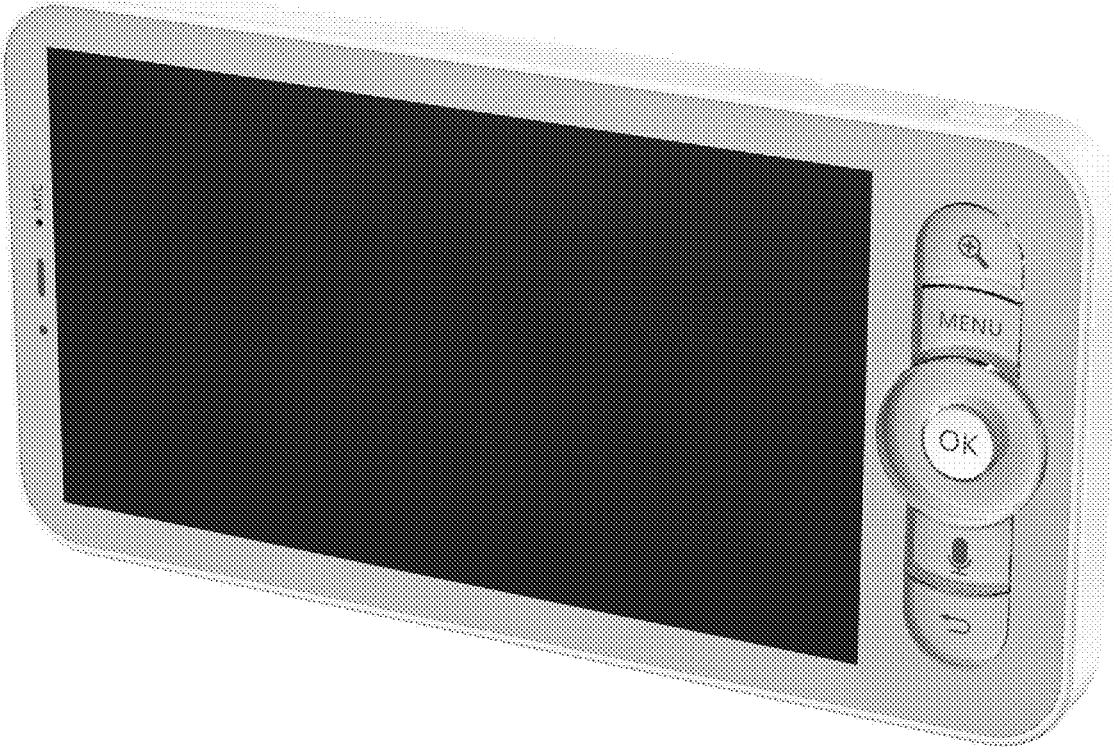


FIG. 1



FIG. 2




FIG. 3




FIG. 4




FIG. 5




FIG. 6



FIG. 7