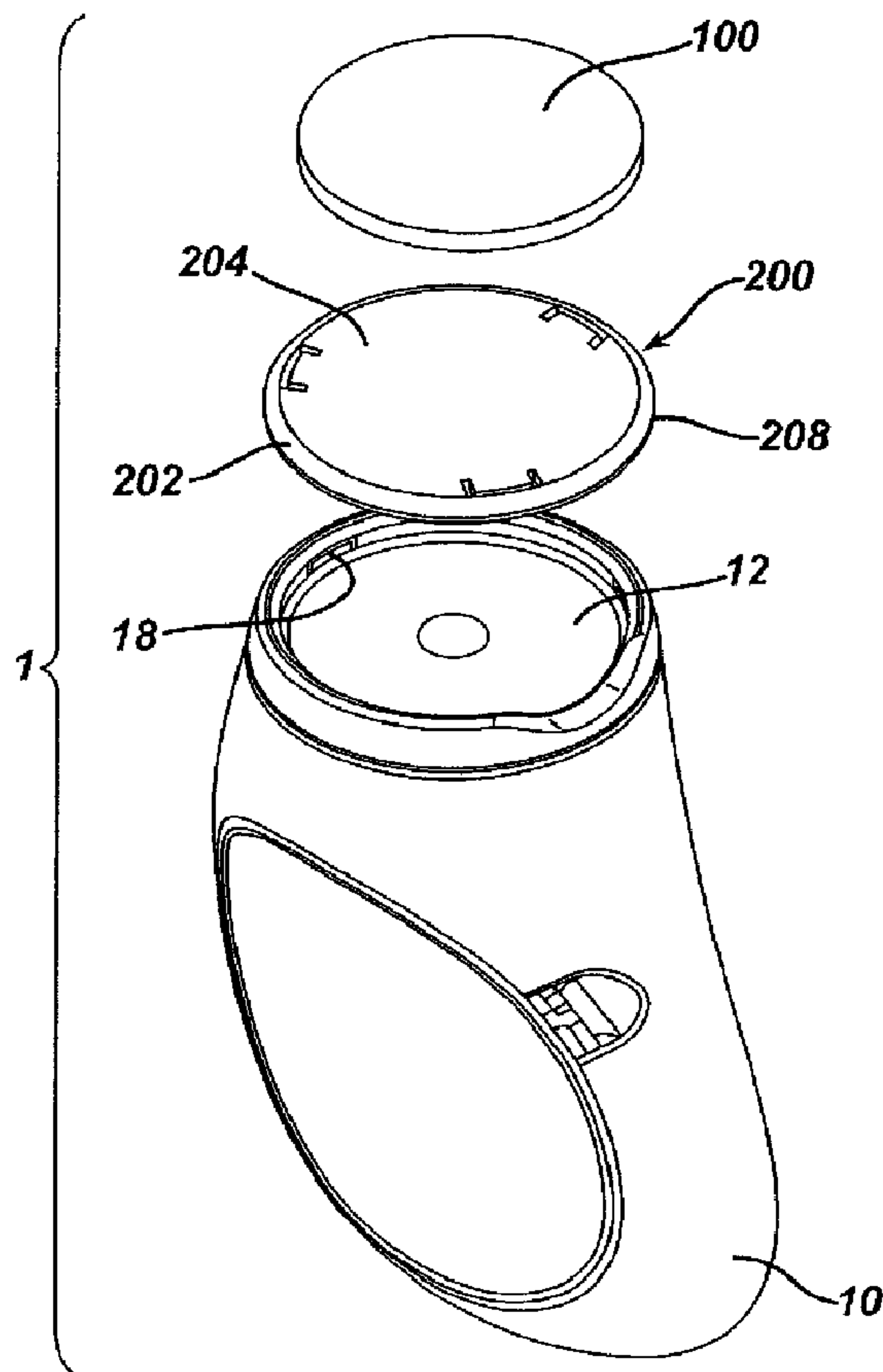




(22) Date de dépôt/Filing Date: 2011/04/29  
(41) Mise à la disp. pub./Open to Public Insp.: 2011/10/30  
(30) Priorité/Priority: 2010/04/30 (US12/770,994)

(51) Cl.Int./Int.Cl. *A45D 34/00* (2006.01),  
*A61M 35/00* (2006.01)  
(71) Demandeur/Applicant:  
JOHNSON & JOHNSON CONSUMER COMPANIES,  
INC., US  
(72) Inventeur/Inventor:  
HULL, RAYMOND J., JR., US  
(74) Agent: SMART & BIGGAR

(54) Titre : SYSTEMES DE SOINS DE LA PEAU PERSONNELS ET PORTATIFS DOTES D'ELEMENTS DE SOINS DE LA PEAU DETACHABLES  
(54) Title: HANDHELD, PERSONAL SKIN CARE SYSTEMS WITH DETACHABLE SKIN CARE ELEMENTS



(57) **Abrégé/Abstract:**

A skin care element holder is designed for use with a handheld body having a receptacle. The skin care element holder includes a substantially circular plate having a diameter between about 20 and about 60 mm. The substantially circular plate has a first surface

(57) **Abrégé(suite)/Abstract(continued):**

arranged and configured for coupling to the skin care element; a second surface, opposite the first surface; and an outer peripheral edge. The second surface of the substantially circular plate has at least one spacer leg; a plurality of engagement arms; and at least one key. Each of the at least one spacer leg, engagement arms and key extend from the second surface in a direction away from the first surface. The at least one spacer leg supports the plate in the receptacle. At least one of said engagement arms includes a snap-fit projection for engagement with a recess in the receptacle. The key is arranged and configured to fit into a notch in the receptacle. Handheld skin care systems incorporating the skin care holder are also described.

J&amp;J5451USNP

**Abstract of the invention**

A skin care element holder is designed for use with a handheld body having a receptacle. The skin care element holder includes a substantially circular plate having a diameter between about 20 and about 60 mm. The substantially circular plate has a first surface arranged and configured for coupling to the skin care element; a second surface, opposite the first surface; and an outer peripheral edge. The second surface of the substantially circular plate has at least one spacer leg; a plurality of engagement arms; and at least one key. Each of the at least one spacer leg, engagement arms and key extend from the second surface in a direction away from the first surface. The at least one spacer leg supports the plate in the receptacle. At least one of said engagement arms includes a snap-fit projection for engagement with a recess in the receptacle. The key is arranged and configured to fit into a notch in the receptacle. Handheld skin care systems incorporating the skin care holder are also described.

**Handheld, Personal Skin Care Systems**  
**with Detachable Skin Care Elements**

**Field of the invention**

The present invention relates to handheld, personal skin care systems  
5 with detachable skin care elements. The skin care elements are coupled to a  
skin care element holder that fits into a receptacle in a handheld body.

**Background of the invention**

Handheld skin care systems having detachable skin care elements are  
known in the art. The systems generally include a handheld body with a  
10 coupling feature to which the detachable skin care element is detachably  
coupled. The skin care elements are detachably coupled to the handheld body  
for several reasons including (1) selective attachment of one of several  
different skin care elements, (2) replacement of disposable skin care elements,  
and (3) removal for cleaning.

15 Examples of detachable skin care elements are disclosed in Menke et  
al., WO 2007/015729A1, in which the detachable skin care elements may be  
coupled to a handheld body via a cap that fits over a vibrating head. The skin  
care element may be a disposable pad, such as a sponge, a fibrous material,  
or other material.

20 Another example of detachable skin care elements is disclosed in  
Gubernick et al., EP 2022420. Detachable skin care elements, such as a  
sponge, a fibrous material, or other material, may be coupled to a handheld  
body via a carrier that snap-fits into an attachment surface.

The handheld, personal skin care systems having detachable skin care  
25 elements described above generally illustrate handheld devices that are  
motorized to provide vibrating surfaces. It is also desirable to have handheld,  
personal skin care systems that provide rotating motion.

Therefore, what is needed are detachable skin care elements and skin  
care element holders that are safe for use with rotating handheld, personal skin

J&amp;J5451USNP

care systems, that are easily removable from such systems, and that can also be used with existing handheld bodies for personal skin care.

### Summary of the invention

Surprisingly, we have found a novel way to address the problem of improved safety in rotating skin care element holders. A skin care element holder is designed for use with a handheld body having a receptacle. The skin care element holder includes a substantially circular plate having a diameter between about 20 and about 60 mm. The substantially circular plate has a first surface arranged and configured for coupling to the skin care element; a second surface, opposite the first surface; and an outer peripheral edge. The second surface of the substantially circular plate has at least one spacer leg; a plurality of engagement arms; and at least one key. Each of the at least one spacer leg, engagement arms and key extend from the second surface in a direction away from the first surface. The at least one spacer leg supports the plate in the receptacle. At least one of said engagement arms includes a snap-fit projection for engagement with a recess in the receptacle. The key is arranged and configured to fit into a notch in the receptacle.

In another aspect of the invention, a skin care system includes a handheld body, a skin care element holder, and a skin care element coupled to the skin care element holder. The handheld body has a generally circular receptacle having a diameter between about 20 and about 60 mm disposed thereon. The generally circular receptacle includes a generally circular floor and a generally circular rim extending away from the handheld body. The floor and rim define a generally cylindrical void volume, and the rim has a notch disposed therein. The skin care element holder includes a substantially circular plate having a diameter corresponding to the diameter of the receptacle. The substantially circular plate has a first surface arranged and configured for coupling to the skin care element, a second surface, opposite the first surface, and an outer peripheral edge. The second surface of the substantially circular plate has at least one spacer leg; a plurality of engagement arms; and at least one key. Each of the at least one spacer leg,

J&amp;J5451USNP

engagement arms and key extend from the second surface in a direction away from the first surface. The at least one spacer leg supports the plate in the receptacle. At least one of said engagement arms includes a snap-fit projection for engagement with a recess in the receptacle. The key is arranged and configured to fit into a notch in the receptacle.

In another aspect of the invention, a skin care system includes a handheld body, a skin care element holder, and a skin care element coupled to the skin care element holder. The handheld body having a generally circular receptacle having an inner diameter between about 20 and about 60 mm disposed thereon, and the generally circular receptacle includes a generally circular floor and a rim extending about the generally circular floor and away from the handheld body. The floor and rim define a generally cylindrical void volume, and the rim has at least one recess and a notch disposed therein. The skin care element includes a substantially circular plate having a diameter at least equal to the inner diameter of the receptacle. The substantially circular plate has a first surface arranged and configured for coupling to the skin care element, a second surface, opposite the first surface, and an outer peripheral edge. The second surface of the substantially circular plate has at least one spacer leg extending from the second surface in a direction away from the first surface to support the plate in the receptacle. It also has three engagement arms extending from the second surface proximate the outer peripheral edge in a direction away from the first surface. The three engagement arms are disposed inward from the peripheral edge and located to engage the at least one recess in the rim of the receptacle. At least one of said engagement arms has a snap-fit projection for engagement with a corresponding recess in the rim of the receptacle. The second surface also has at least one key extending from the second surface in a direction away from the first surface that is arranged and configured to fit into the notch in the rim of the receptacle.

J&amp;J5451USNP

**Brief description of the drawing**

A more particular description of the invention, briefly summarized above may be had by reference to the embodiments thereof that are illustrated in the appended drawings. It is to be so noted, however, that the appended drawings  
5 illustrate only typical embodiments of the invention and, therefore, are not to be considered limiting of its scope, for the invention may admit to other equally effective embodiments.

Figure 1 is a perspective view of a skin care system of the present invention.

10 Figure 2 is a perspective view of a prior art skin care system.

Figure 3A is a perspective view of the bottom surface of a skincare element holder according to the present invention.

Figure 3B is a perspective view of the bottom surface of an alternative skincare element holder according to the present invention.

15 Figure 4A-4D are perspective views of various skin care elements coupled to respective skin care element holders according to the present invention.

Figure 5 is an enlarged view of the handheld body of Figure 1.

Figure 6 is a view of the interior of the handheld body of Figure 5.

20

**Detailed description of the preferred embodiments**

It is believed that one skilled in the art can, based upon the description herein, utilize the present invention to its fullest extent. The following specific embodiments are to be construed as merely illustrative and not limiting the  
25 remainder of the disclosure in any way whatsoever.

As used herein the specification and the claims, the term "mechanical skin resurfacing technique" and variants thereof relate to the mechanically

J&amp;J5451USNP

assisted removal of mammalian (especially human) skin cells, ranging from mild techniques (such as exfoliation and abrasive cleansing) through microdermabrasion, and up to severe techniques such as dermal abrasion.

As used herein the specification and the claims, the term  
5 "dermabrasion" and variants thereof relate to a non-thermal resurfacing technique especially well suited for deep defects of the skin such as acne scars, heavy wrinkles and the disfiguring effects of skin conditions like rosacea. The procedure involves the mechanical sanding of the upper layers of the skin and penetrates the skin deeper than microdermabrasion. With dermabrasion,  
10 a new layer of skin replaces the abraded skin during healing, resulting in a smoother appearance.

As used herein the specification and the claims, the term  
"microdermabrasion" and variants thereof relate to a very mild and less-  
penetrating form of dermabrasion, more suited for reduction of fine lines and  
15 wrinkles and for other less severe skin conditions. Microdermabrasion penetrates less deeply into the skin, primarily the stratum corneum, or portions thereof.

As used herein the specification and the claims, the term "exfoliation" and variants thereof relate to the peeling and sloughing off of the skin's tissue  
20 cells.

As used herein the specification and the claims, the term "cleansing" and variants thereof relate to removal of dirt, oils, and the like from the surface of the skin, especially through surfactant washing, and perhaps also  
penetrating into the pores of the skin. In "abrasive cleansing," some degree of  
25 exfoliation also occurs.

As used herein the specification and the claims, the term "nonwoven" and variants thereof relate to a sheet, web, or bat of natural and/or man-made fibers or filaments, excluding paper, that have not been converted into yarns, and that are bonded to each other by any of several means. For additional  
30 clarification, nonwovens are distinct from woven and knitted fabrics. The fibers

J&amp;J5451USNP

included in the nonwoven materials may be staple or continuous or be formed in situ, and preferably, at least about 50% of the fibrous mass is provided by fibers having a length to diameter ratio greater than about 300:1.

The present invention relates to handheld, personal skin care systems with detachable skin care elements. The skin care elements are coupled to a skin care element holder that fits into a receptacle in a handheld body. The skin care elements are especially useful in systems in which the handheld body contains a motor to impart motion to the skin care element, especially spinning and/or oscillating motions.

Figure 1 depicts one, non-limiting example of a handheld, personal skin care system 1 that includes a handheld body 10 and a skin care element 100 coupled to a skin care element holder 200 that fits into a receptacle 12 in the handheld body 10.

While prior art handheld personal care systems (such as that shown in Figure 2) sometimes included skin care element holders 200' that fit into a receptacle 12' having three evenly spaced recesses 18' in the handheld body 10', generally, these holders 200' have three evenly spaced engagement arms 210'. In addition, the holders 200' included a tab 201' extending more than 5 mm out from the rest of the holder 200' to aid in its removal from the receptacle 12'. This extension was acceptable in vibratory devices, but we have determined that including these tabs, which provide a hard surface extending radially outward and which may contact sensitive skin, in rotating devices has significant potential to cause injury to a user. However, merely eliminating this tab caused difficulty for removal of the holders from the receptacle. Therefore, we created a new and useful skin care element holder that can be used with spinning and/or oscillating motions and which remains compatible with the previous generation handheld bodies.

Referring again to Figure 1, the skin care element holder 200 is a substantially circular plate 202 having a diameter between about 20 mm and about 60 mm. It has a first surface 204 arranged and configured for coupling to the skin care element 100, a second surface 206, opposite the first surface,

J&amp;J5451USNP

and an outer peripheral edge 208. The second surface is shown in more detail in Figure 3. The second surface 206 has a plurality of engagement arms 210 extending from the second surface 206 in a direction away from the first surface, at least one of said engagement arms comprising a snap-fit projection 212 for engagement with recesses in an associated receptacle. At least one spacer leg 214 extends from the second surface 206 in a direction away from the first surface 204 to support the plate 202 when fitted into an associated receptacle. This spacer leg 214 also adds strength to the skin care element holder 200 to help resist damage, especially when the system is mishandled and/or dropped. The plate 202 also has at least one key 216 extending from the second surface 204 in a direction away from the first surface that is arranged and configured to fit into a notch in an associated receptacle. The second surface 206 may also have one or more optional centering flange(s) 218 to improve the fit of the skin care element holder 200 in the receptacle. Like the spacer leg(s), this centering flange 218 also adds strength to the skin care element holder 200 to help resist damage. Alternatively, the functions of the spacer leg(s) and the centering flange(s) may be combined into one or more separate structures spaced about the second surface 206.

The engagement arms 210 provide a snap-fit engagement with recesses in an associated receptacle to hold the plate 202 in place during use. Preferably, there are three engagement arms 210, each having a snap-fit projection 212 extending outwardly from the center of the substantially circular plate 202. Alternatively, one or two of the three engagement arms 210 have a flange to fit into a recess associated with a mating receptacle, and the remaining engagement arm(s) have a snap-fit projection. Thus, much like a battery compartment door, one or more flanges fit into a recess in a receptacle, and an opposite engagement arm has a snap fit project to secure the plate in place for use. Preferably, the three engagement arms 210 are substantially evenly spaced around the substantially circular plate 202, such as about 120° around the plate 202. In addition, the engagement arms 210 are disposed proximate, but spaced inward from the outer peripheral edge 208. This permits

J&amp;J5451USNP

the second surface 206 of the plate 202 to be positioned above a rim of a receptacle of a handheld body.

Preferably, the at least one spacer leg 214 engages with a surface in an associated receptacle to support the therein. This reduces the likelihood of significant relative motion between the plate 202 and the associated receptacle that may cause an audibly perceptible rattle during use. In addition, the at least one key 216 extending from the second surface 204 of the plate 202 can engage a notch in an associated receptacle. This key 216 can cooperate with the engagement arms 210 to prevent significant relative rotational motion between the plate 202 and receptacle 12 during use.

Preferably, the outer peripheral edge 208 of the substantially circular plate 202 is the outer circumference of a circle of constant radius from the center of the plate. In this embodiment, the plate 202 is truly circular. Alternatively, the outer peripheral edge 208 is defined by a geometrical surface having a variable radius from the center of the plate; however, the maximum radius and minimum radius have a difference of less than about 3 mm, and more preferably of less than about 2 mm. This generally circular form of the plate improves the safety of the system for a rotating or oscillating skin care system. In yet another alternative form, the outer peripheral edge 208 may have a resilient material 220 (as shown in Figure 3B) disposed thereon to cushion any irregularities in the peripheral edge 208.

The skin care element 100 is coupled to the skin care element holder 200. This coupling may be permanent or releasable, but in either event, it is preferred that the coupling be water-resistant. Permanent attachment can be adhesive, mechanical, chemical, and the like. Permanently attached skin care elements include without limitation working elements such as massage elements and abrasive elements including abrasive materials such as stones, injection molded textured surfaces, molded surfaces with bonded abrasive particles (including molded surfaces with abrasive particles dusted on the surface while it is still molten), and the like; carrier elements such as sponges, brushes, molded fingers, molded cups, and the like. These permanently

J&amp;J5451USNP

attached skin care elements can also provide more than one feature or use, such as abrasive and carrier or massage and carrier. One example of a permanently attached skin care element 100' is shown in Figure 4A. In this embodiment, an abrasive stone 100' is permanently attached to a skin care element holder 200'. In Figure 4B, a brush 100" is permanently attached to a skin care element holder 200". In Figure 4C, a molded fingers 100''' are permanently attached to a skin care element holder 200'''.

As used herein the specification and the claims, the term "brush" and variants thereof relate to a device having bristles (short, stiff, coarse materials such as hair, filaments, strands, wires, fibers, and the like) that are set into and extend from a substrate, such as a backing or handle.

Releasable attachment can also be adhesive, mechanical, chemical, and the like. Preferably, the releasable attachment is mechanical, such as through a hook-and-loop fastener system 222 (shown in Figure 4D) such as disclosed in Menke et al., WO 2007/015729A1, the contents of which are herein incorporated by reference. Releasably attached skin care elements include without limitation, carrier elements such as sponges, brushes, fibrous pads, and the like; working elements such as massage elements and abrasive elements and the like. Abrasive materials may include abrasive pads, emery cloth, and the like.

Referring now to Figure 5, the handheld body 10 includes a generally circular receptacle 12 for the skin care element holder. The receptacle 12 includes a generally circular floor 14 and a rim 16 extending about the generally circular floor 14. The rim extends away from the handheld body 10, and the floor and rim define a generally cylindrical volume for accepting the skin care element holder 200. The rim 16 has at least one recess 18 for accepting the engagement arms 210 of the skin care element holder 200. Preferably, the rim 16 has three separate recesses 18 relatively equally spaced about its inner wall 20. These three, equally spaced recesses 18 can then accommodate the three, equally spaced engagement arms 210 of the skin care element holder 200. In addition, the rim 16 includes a notch 22 arranged

J&amp;J5451USNP

and configured to accept the key 216 of the skin care element holder 200. The interaction between the notch 22 and key 216 helps to prevent relative rotational movement between the receptacle 12 and the skin care element holder 200. The notch 22 also provides finger lift access for a user to urge or otherwise pry the skin care element holder 200 out of the receptacle 12. In the embodiment of Figure 5, the receptacle 12 is part of a moveable element 24 that is operatively connected to a motor 26 located within the handheld body 10. This moveable element 24 can be moved by the motor in various desired motions including vibrating, rotating (about an axis of rotation), oscillating (about an axis of rotation), reciprocating (generally along a line), orbiting (moving as a unit about an axis of rotation while maintaining an orientation), and the like, as well as combinations of one or more of these motions.

As shown in Figure 6, a preferred embodiment of the handheld body 10 includes a motor 26, a transmission 28, and a drive shaft 30 that is operatively connected to the moveable element 24. The handheld body 10 of this embodiment also includes one or more batteries 32 to power the system. This embodiment also includes one or more electrical switches 34 that control the motor 26 and the motion of the moveable element 24. These switches may include a power switch, speed selector, motion type and direction, and other desired functions.

Preferably, the handheld body 10 is water-resistant to permit its safe use in the bathroom and/or shower. Therefore, any moving shafts and/or switches that penetrate the body would be appropriately sealed, and the shell components that form the body would also be appropriately sealed to prevent water from entering the interior of the handheld body.

Skin care system 1 of the present invention may be used for skin care, including skin treatments such as mechanical skin resurfacing (including microdermabrasion), acne treatment, and the like; and skin care routines such as cleansing, mild exfoliation, massaging, anti-aging, firmness, toning and texturing, hair removal, body shaping, cellulite removal, and the like.

J&amp;J5451USNP

In one embodiment of the invention, the skin care element holder 200 is inserted into the receptacle 12 on the handheld body 10, and the skin care element 100 is coupled thereto (see, for example, Figure 6).

5 The motor is then powered, and the skin care element 100 is moved across the face or other expanse of skin to be treated. The skin care element 100 may have incorporated therewith a formulation to provide emolliency, foam, or delivery of benefit agents to the skin. When the user is finished, the skin care element 100 may be removed and later replaced with a fresh one to provide a hygienic surface.

10 The skin care system 1 may be used with an additional composition (e.g., a cream or paste) to provide lubrication, deliver actives, or provide an overall aesthetic experience. The composition may be free of abrasives (pumice, oxides, etc.) that would otherwise potentially embed in the skin. Alternatively, the composition may include abrasives, however, in this  
15 embodiment, the user would preferably rinse the abrasive composition from the skin after the treatment is complete. The composition may be placed by the user (e.g., by dipping the skin-contactable element into the cream) on the skin-contactable element prior to empowering the apparatus. Furthermore, the skin care element 100 may deliver of benefit agents, lubrication, and lathering.  
20 Thus, it is often desirable to have a pad or other skin care element dosed with a skin care composition, such as a moisturizer, toner, cleanser, and the like.

The elements of the skin care system may be manufactured and assembled by any useful means that will be recognized by one of ordinary skill in the art. The skin care element may be made as appropriate, depending  
25 upon the actual element desired. Methods of making useful skin care elements are disclosed in US Menke et al., WO 2007/015729A1, Gubernick et al., EP 2022420, Batchvarova et al., US Serial No. 12/764,479, filed April 21, 2010, the contents of which are herein incorporated by reference. The skin care element holder may be manufactured by any useful means that will be  
30 recognized by one of ordinary skill in the art. Preferably, the skin care element holder is formed via injection molding.

J&J5451USNP

The specification, embodiments, and examples above are presented to aid in the complete and non-limiting understanding of the invention disclosed herein. Since many variations and embodiments of the invention can be made  
5 without departing from its spirit and scope, the invention resides in the claims hereinafter appended.

J&amp;J5451USNP

What is claimed is:

1. A skin care element holder for use with a handheld body having a receptacle, the skin care element holder comprising a substantially circular plate having a diameter between about 20 and about 60 mm, wherein:
- 5
- a. the substantially circular plate has:
- i. a first surface arranged and configured for coupling to the skin care element;
- ii. a second surface, opposite the first surface; and
- 10
- iii. an outer peripheral edge; and
- b. the second surface of the substantially circular plate has:
- i. at least one spacer leg extending from the second surface in a direction away from the first surface to support the plate in the receptacle;
- 15
- ii. a plurality of engagement arms extending from the second surface in a direction away from the first surface, at least one of said engagement arms comprising a snap-fit projection for engagement with a recess in the receptacle;
- 20
- iii. at least one key extending from the second surface in a direction away from the first surface that is arranged and configured to fit into a notch in the receptacle.
2. The skin care element holder of claim 1, wherein the skin care element is a disposable element and is removably coupled to the first surface
- 25
- of the substantially circular plate.
3. The skin care element holder of claim 1, wherein the skin care element is a durable element and is permanently coupled to the first surface of the substantially circular plate.
- 30
4. The skin care element holder of claim 1, wherein the outer peripheral edge of the substantially circular plate is the outer circumference of a circle.

J&amp;J5451USNP

5. The skin care element holder of claim 1, wherein the outer peripheral edge of the substantially circular plate comprises a resilient material.

5 6. A skin care system comprising:

a. a handheld body having a generally circular receptacle having a diameter between about 20 and about 60 mm disposed thereon, wherein:

i. the generally circular receptacle comprises:

10

A) a generally circular floor;

B) a generally circular rim extending away from the handheld body, wherein the floor and rim define a generally cylindrical void volume, and wherein the rim has a notch disposed therein;

15

b. a skin care element holder comprising a substantially circular plate having a diameter corresponding to the diameter of the receptacle, wherein:

i. the substantially circular plate has:

20

A) a first surface arranged and configured for coupling to a skin care element;

B) a second surface, opposite the first surface; and

C) an outer peripheral edge; and

ii. the second surface of the substantially circular plate has:

25

A) at least one spacer leg extending from the second surface in a direction away from the first surface to support the plate in the receptacle;

30

B) a plurality of engagement arms extending from the second surface in a direction away from the first surface, at least one of said engagement arms comprising a snap-fit projection for engagement with recesses in the receptacle;

J&amp;J5451USNP

C) at least one key extending from the second surface in a direction away from the first surface that is arranged and configured to fit into the notch in the rim of the receptacle; and

5 c) a skin care element coupled to the skin care element holder.

7. The skin care system of claim 6, wherein the notch in the generally circular rim provides finger lift access for removal of the skin care element holder from the receptacle.

10

8. The skin care system of claim 6, wherein the skin care element is a disposable element and is removably coupled to the first surface of the substantially circular plate.

15 9. The skin care system of claim 6, wherein the skin care element is a durable element and is permanently coupled to the first surface of the substantially circular plate.

20 10. The skin care system of claim 6, wherein the handheld body contains a motor operatively connected to the receptacle to impart motion thereto.

11. The skin care system of claim 10, wherein the receptacle rotates about an axis located at the center of and oriented perpendicular to the plate.

25

12. The skin care system of claim 10, wherein the receptacle reciprocates about an axis located at the center of and oriented perpendicular to the plate.

30 13. The skin care system of claim 6, wherein the outer peripheral edge of the substantially circular plate is the outer circumference of a circle.

J&amp;J5451USNP

14. The skin care system of claim 6, wherein the outer peripheral edge of the substantially circular plate comprises a resilient material.

15. A skin care system comprising:

5 a. a handheld body having a generally circular receptacle having an inner diameter between about 20 and about 60 mm disposed thereon, wherein:

i. the generally circular receptacle comprises:

A) a generally circular floor;

10 B) a rim extending about the generally circular floor and away from the handheld body, wherein the floor and rim define a generally cylindrical void volume, wherein the rim has at least one recess therein, and wherein the rim has a notch disposed therein;

15 b. a skin care element holder comprising a substantially circular plate having a diameter at least equal to the inner diameter of the receptacle, wherein:

i. the substantially circular plate has:

20 A) a first surface arranged and configured for coupling to the skin care element;

B) a second surface, opposite the first surface; and

C) an outer peripheral edge; and

ii. the second surface of the substantially circular plate

has:

25 A) at least one spacer leg extending from the second surface in a direction away from the first surface to support the plate in the receptacle;

30 B) three engagement arms extending from the second surface proximate the outer peripheral edge in a direction away from the first surface, the three engagement arms disposed inward from the peripheral edge and located to engage the at least one recess in the rim of the receptacle, at least one of said engagement

51418-155

arms comprising a snap-fit projection for engagement with a corresponding recess in the rim of the receptacle;

5 C) at least one key extending from the second surface in a direction away from the first surface that is arranged and configured to fit into the notch in the rim of the receptacle.

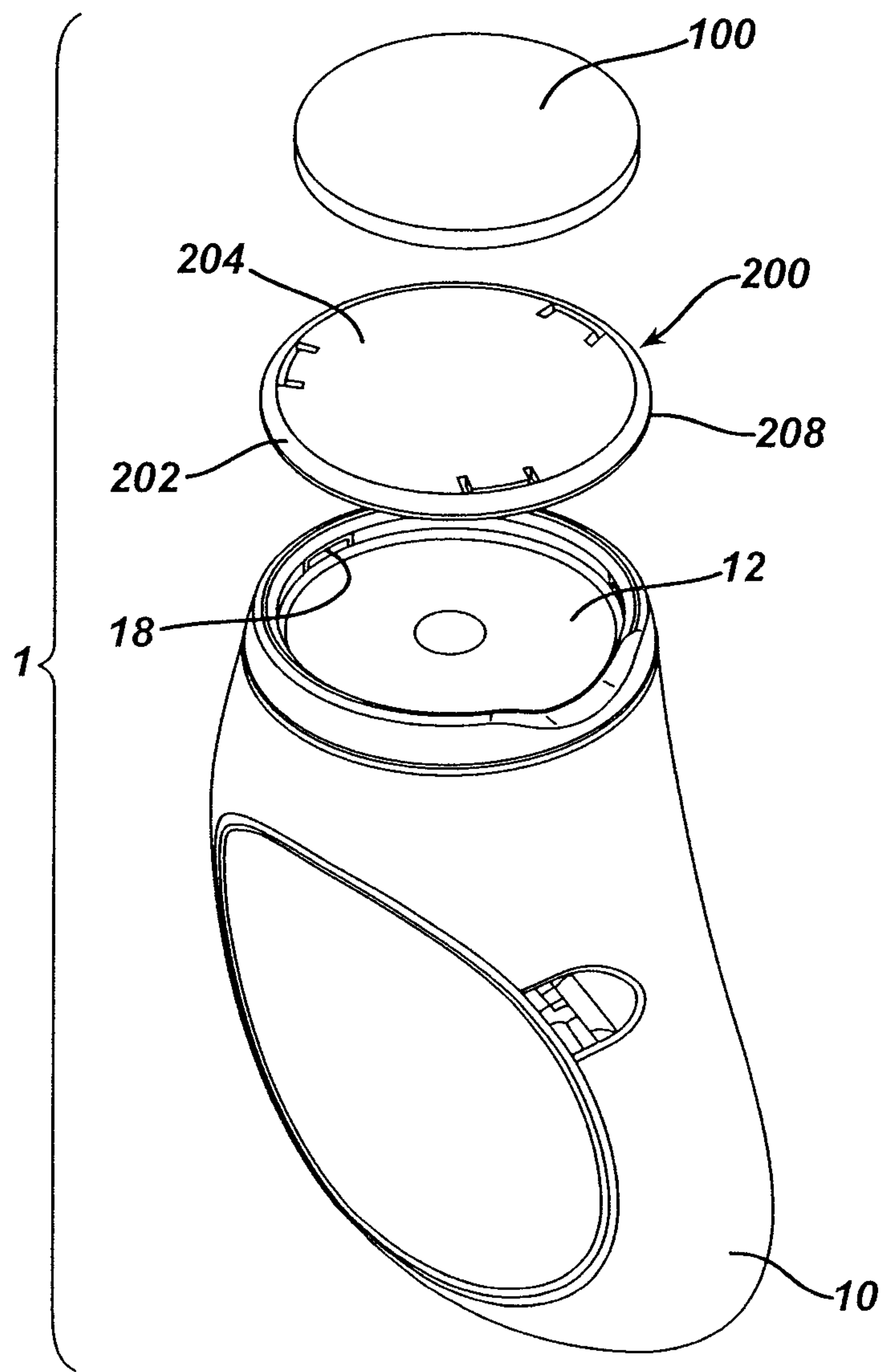
10 16. The skin care system of claim 15, wherein the rim has three recesses evenly spaced therein and wherein the three engagement arms are located to engage the three recesses in the rim of the receptacle.

17. The skin care system of claim 15, wherein the skin care element is a disposable element and is removably coupled to the first surface of the substantially circular plate.

15 18. The skin care system of claim 15, wherein the handheld body contains a motor operatively connected to the receptacle to impart motion thereto.

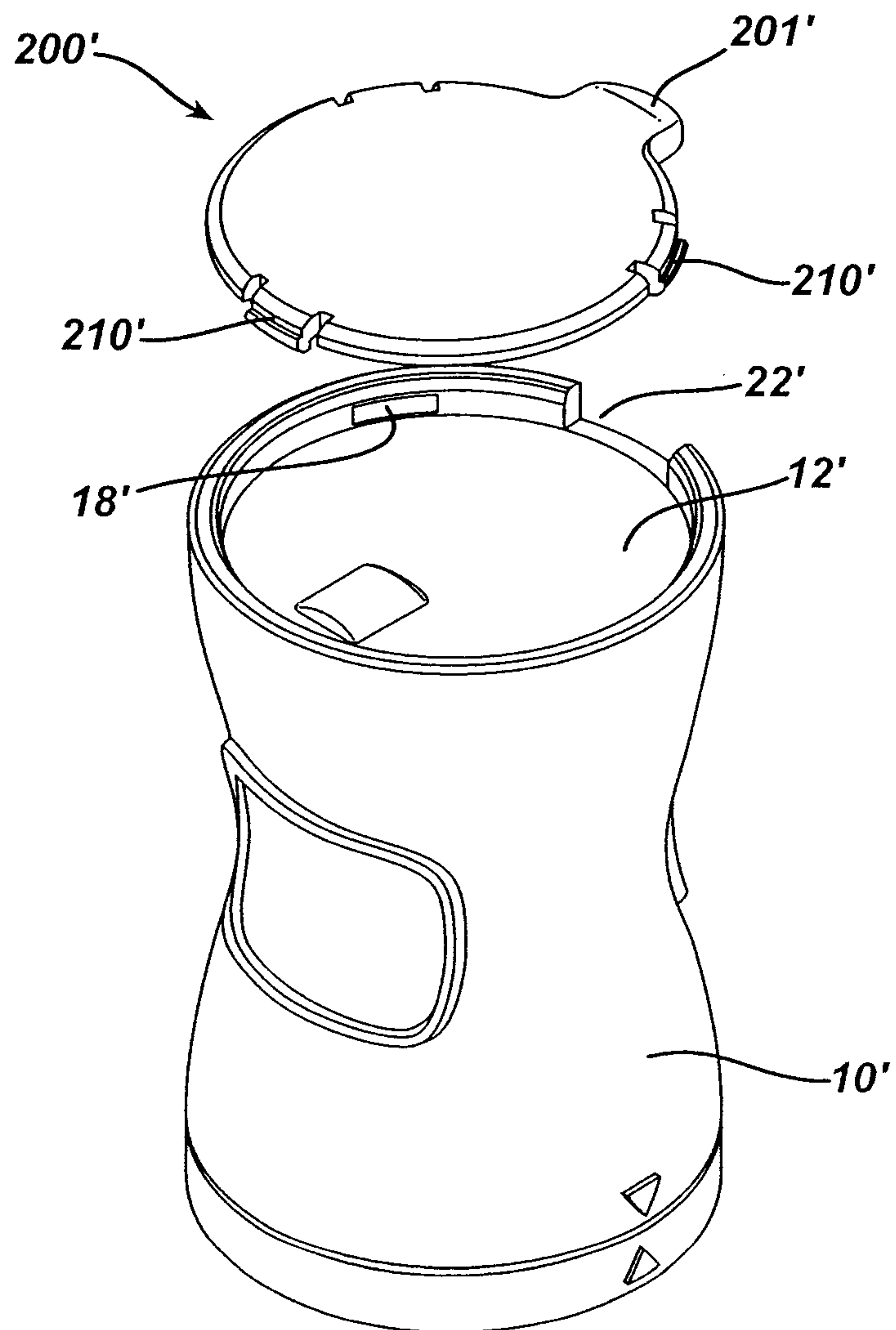
19. The skin care system of claim 15, wherein the receptacle rotates about an axis located at the center of and oriented perpendicular to the plate.

1/5



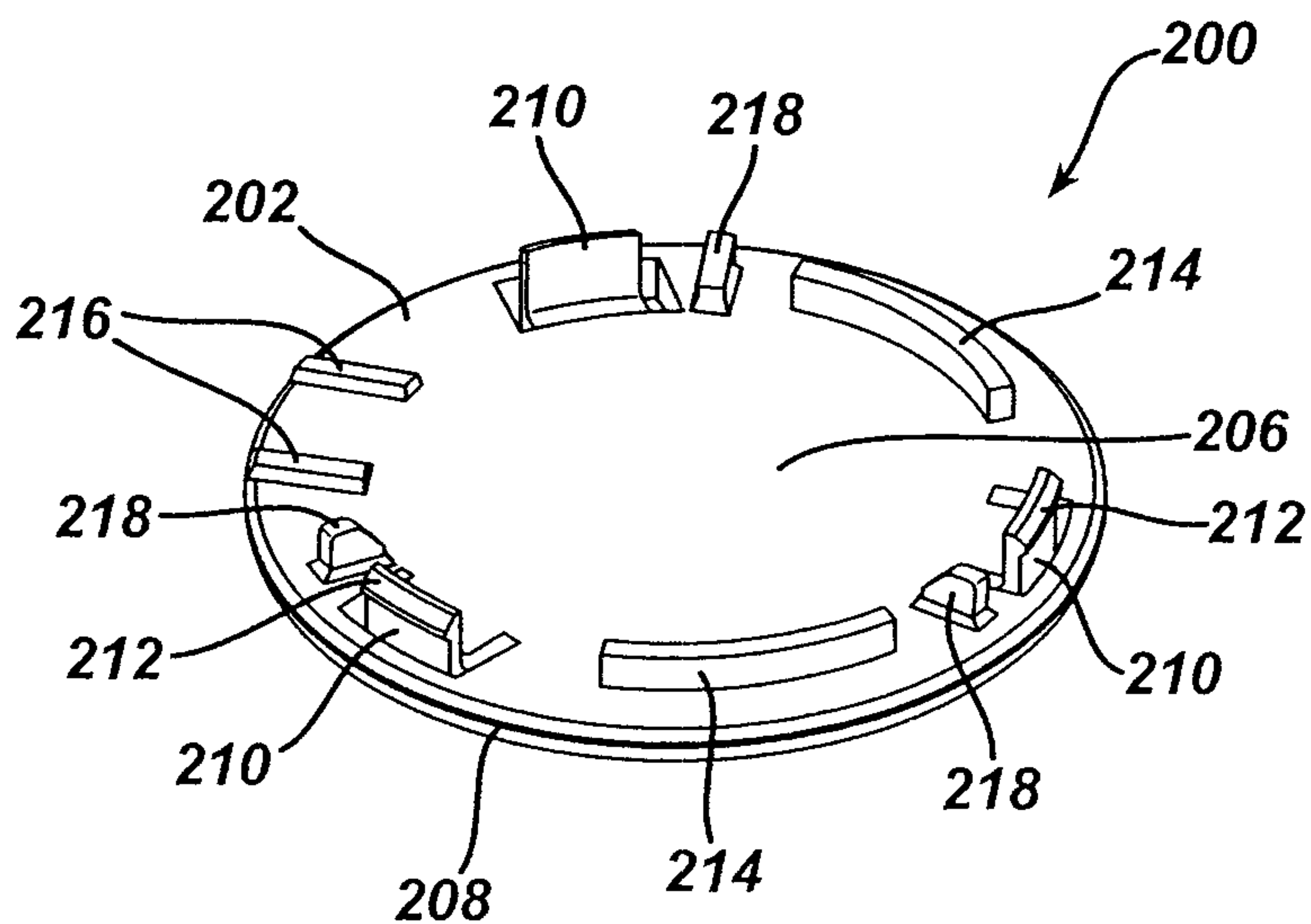
**FIG. 1**

2/5

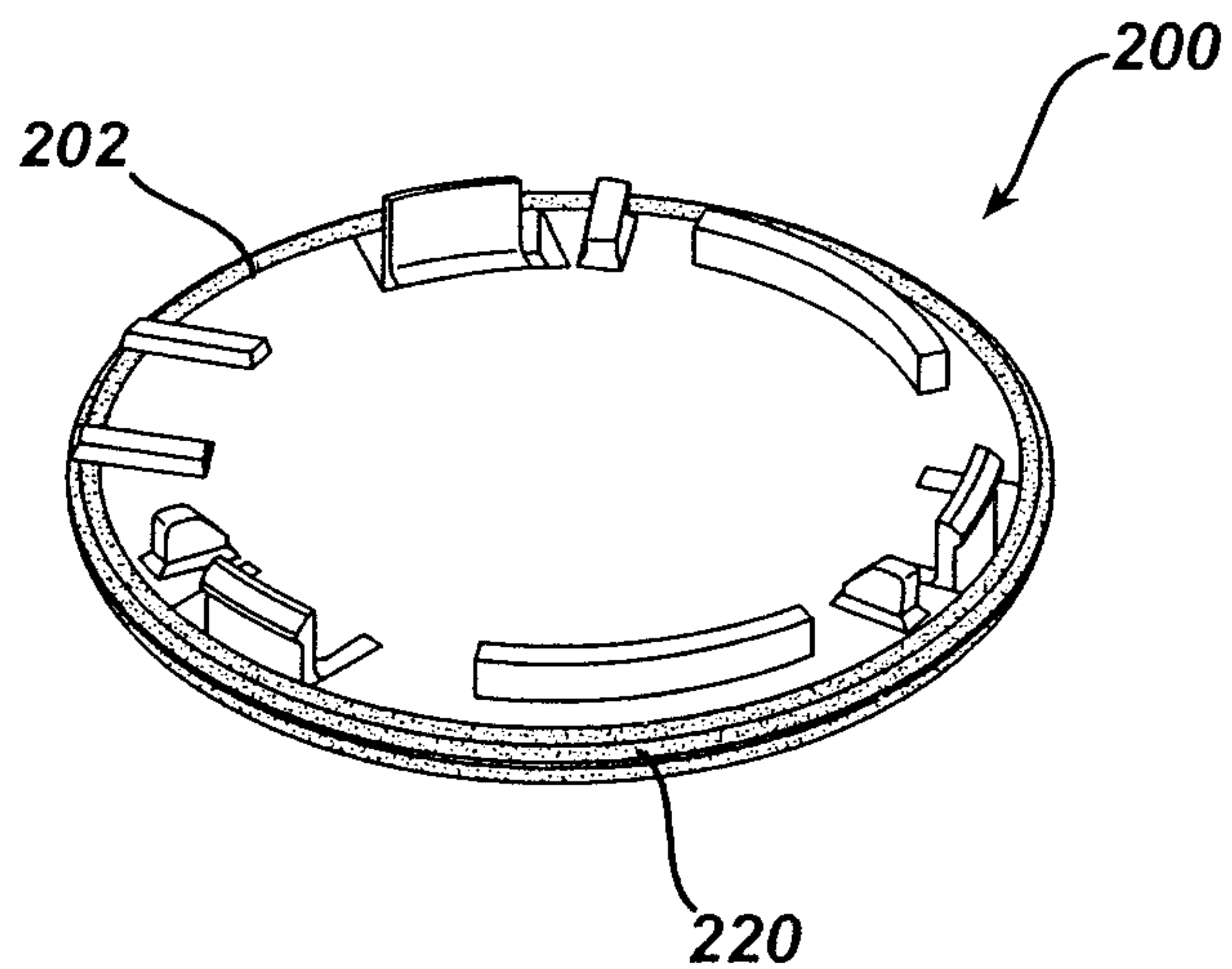


**FIG. 2** PRIOR ART

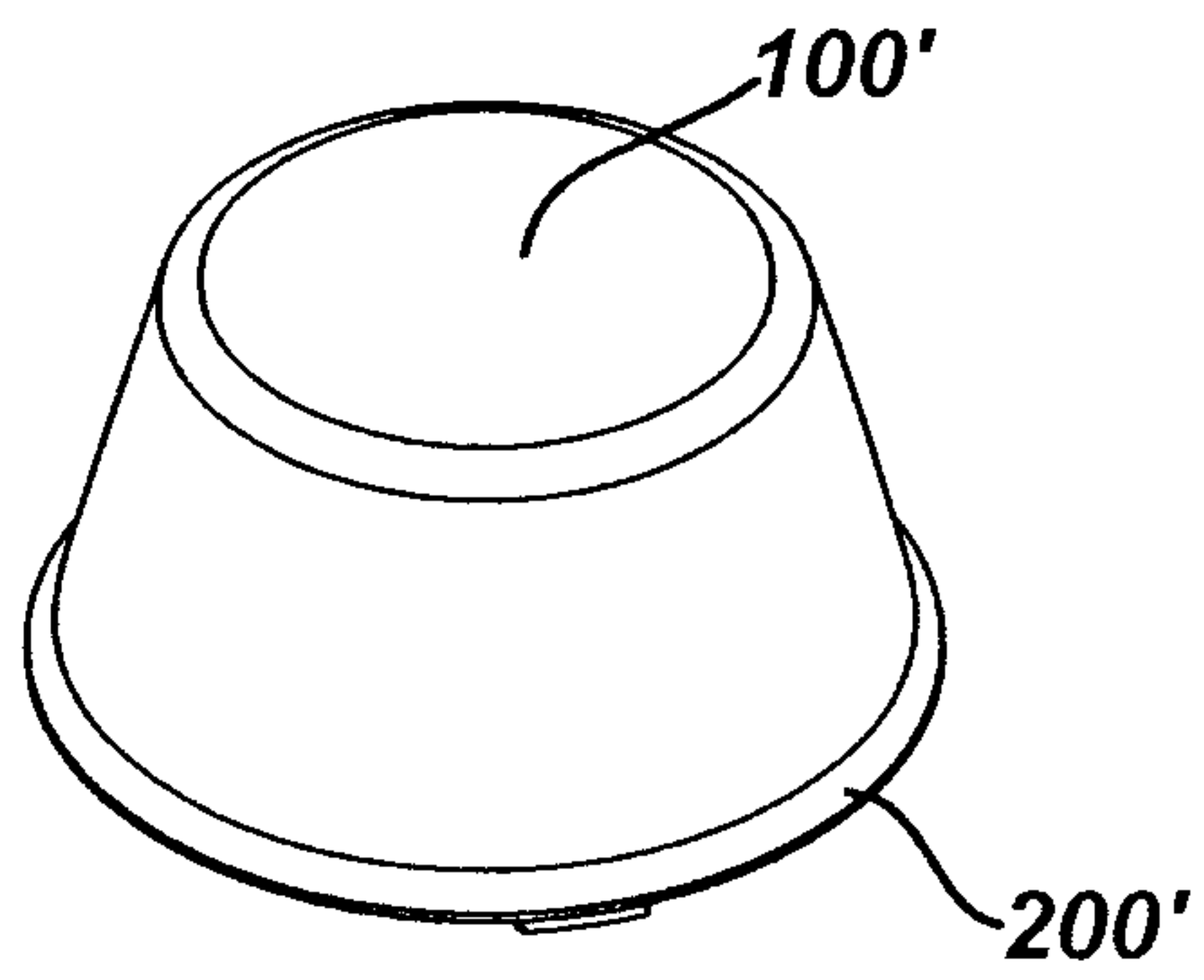
**FIG. 3A**



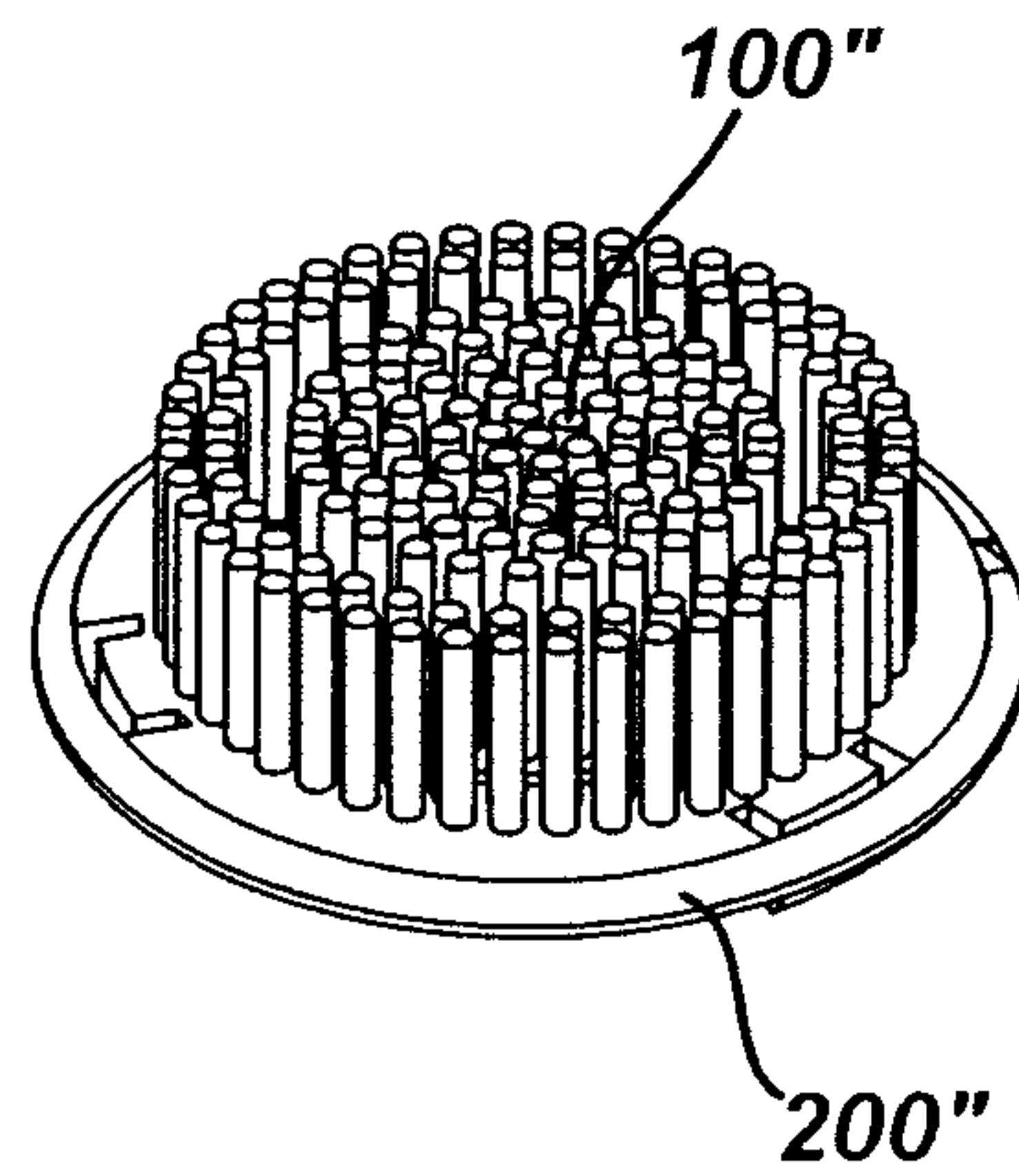
**FIG. 3B**



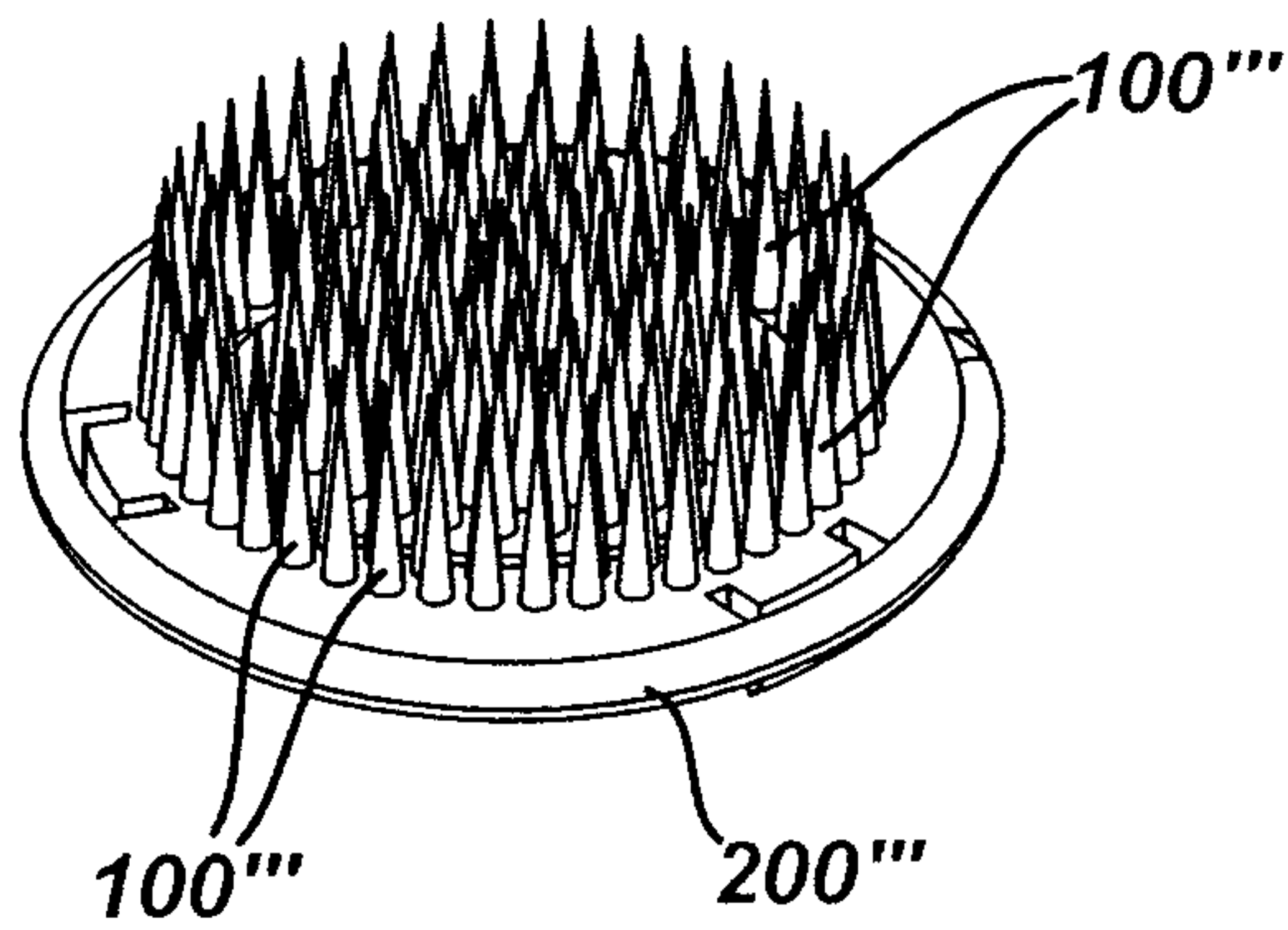
**FIG. 4A**



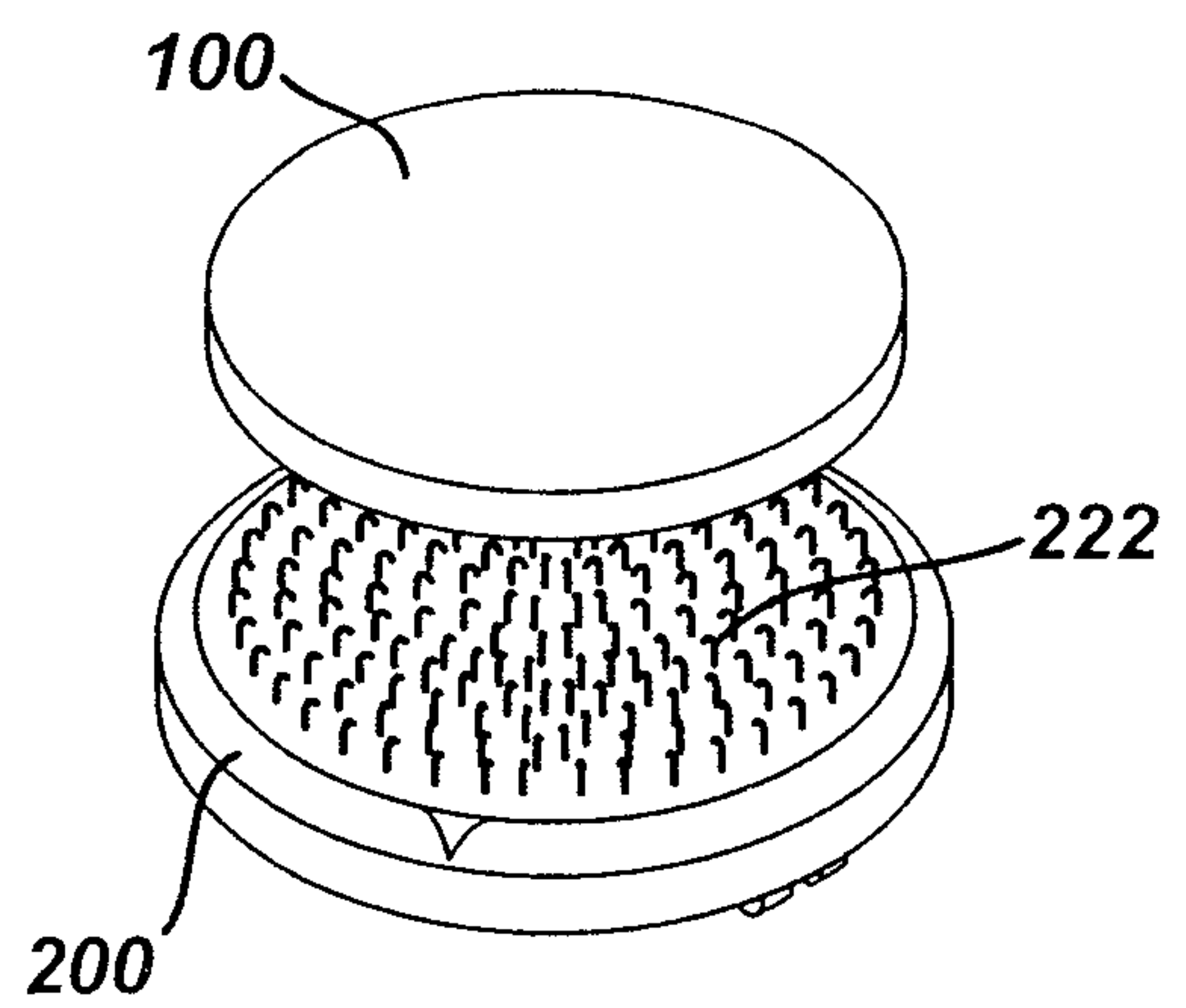
**FIG. 4B**



**FIG. 4C**

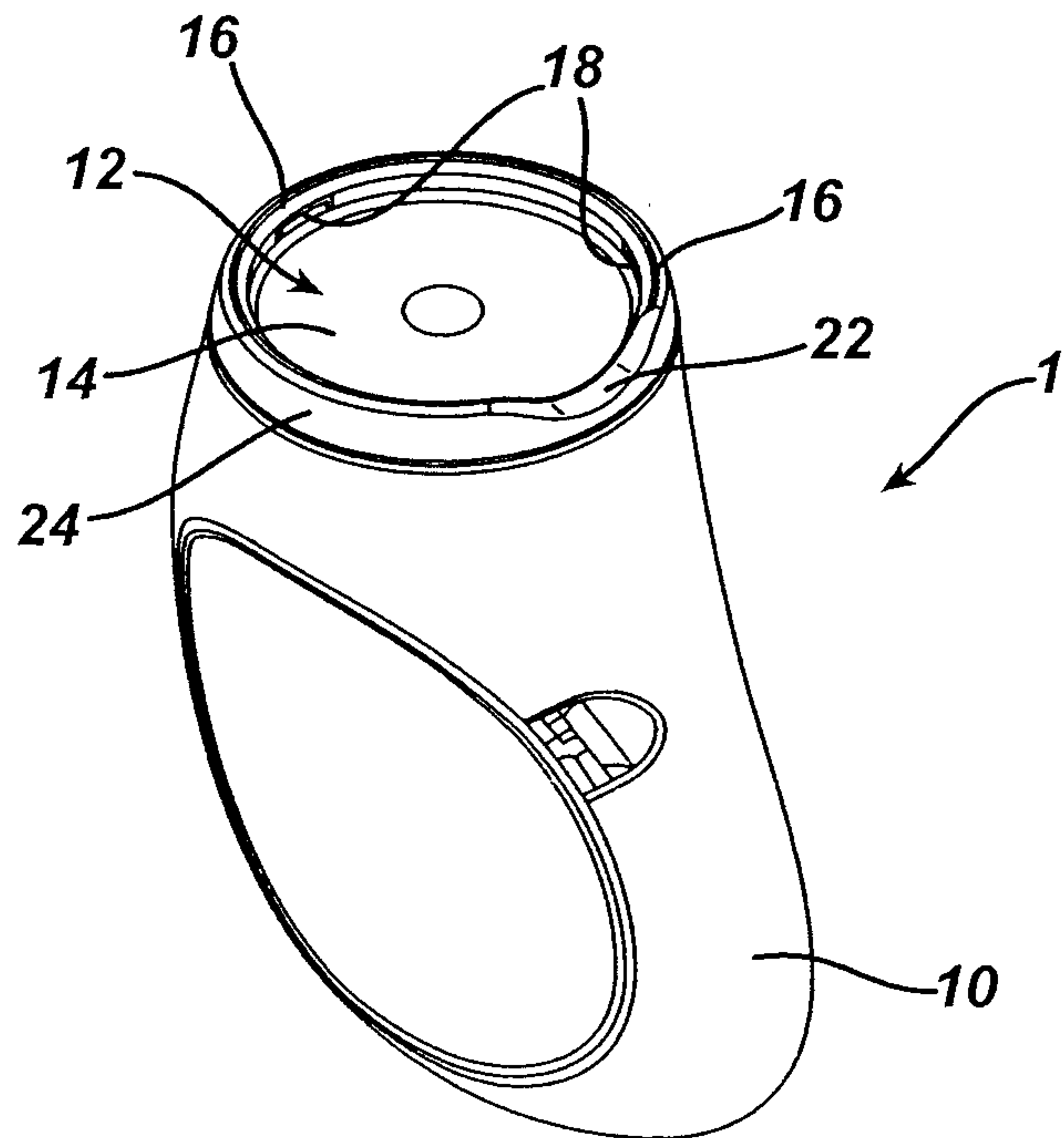


**FIG. 4D**



5/5

**FIG. 5**



**FIG. 6**

