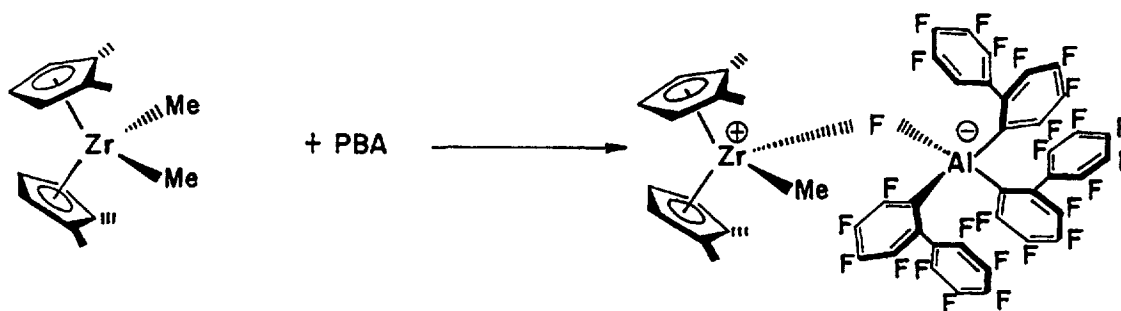




INTERNATIONAL APPLICATION PUBLISHED UNDER THE PATENT COOPERATION TREATY (PCT)

<p>(51) International Patent Classification ⁶ : B01J 31/00, 37/00, C08F 4/02, 4/44, 4/60, C07F 5/00, 9/00, 17/00, 11/00, 5/06</p>	A1	<p>(11) International Publication Number: WO 98/07515</p> <p>(43) International Publication Date: 26 February 1998 (26.02.98)</p>
<p>(21) International Application Number: PCT/US97/14523</p> <p>(22) International Filing Date: 19 August 1997 (19.08.97)</p> <p>(30) Priority Data: 60/024,190 19 August 1996 (19.08.96) US 08/024,190 18 August 1997 (18.08.97) US</p> <p>(71) Applicant: NORTHWESTERN UNIVERSITY [US/US]; 1801 Maple Avenue, Evanston, IL 60201-3135 (US).</p> <p>(72) Inventors: MARKS, Tobin, J.; 2300 Central Park Avenue, Evanston, IL 60201 (US). CHEN, You-Xian; 7701 North Sheridan Road, Chicago, IL 60626 (US).</p> <p>(74) Agents: SHEKLETON, Gerald, T. et al.; Welsh & Katz, Ltd., 22nd floor, 120 South Riverside Plaza, Chicago, IL 60606 (US).</p>		<p>(81) Designated States: CA, JP, SG, European patent (AT, BE, CH, DE, DK, ES, FI, FR, GB, GR, IE, IT, LU, MC, NL, PT, SE).</p> <p>Published <i>With international search report.</i> <i>Before the expiration of the time limit for amending the claims and to be republished in the event of the receipt of amendments.</i></p>

(54) Title: USE OF GROUP 13 METAL PERFLUOROARYL FLUORO ANIONS IN METALLOCENE CATALYSTS FOR OLEFIN POLYMERIZATION



(57) Abstract

A group 13 perfluoroaryl fluoro anion such as tris(2,2',2''-nonafluorobiphenyl)fluoroaluminate (PBA)⁻ and its role as a cocatalyst in metallocene-mediated olefin polymerization is disclosed.

FOR THE PURPOSES OF INFORMATION ONLY

Codes used to identify States party to the PCT on the front pages of pamphlets publishing international applications under the PCT.

AL	Albania	ES	Spain	LS	Lesotho	SI	Slovenia
AM	Armenia	FI	Finland	LT	Lithuania	SK	Slovakia
AT	Austria	FR	France	LU	Luxembourg	SN	Senegal
AU	Australia	GA	Gabon	LV	Latvia	SZ	Swaziland
AZ	Azerbaijan	GB	United Kingdom	MC	Monaco	TD	Chad
BA	Bosnia and Herzegovina	GE	Georgia	MD	Republic of Moldova	TG	Togo
BB	Barbados	GH	Ghana	MG	Madagascar	TJ	Tajikistan
BE	Belgium	GN	Guinea	MK	The former Yugoslav Republic of Macedonia	TM	Turkmenistan
BF	Burkina Faso	GR	Greece			TR	Turkey
BG	Bulgaria	HU	Hungary	ML	Mali	TT	Trinidad and Tobago
BJ	Benin	IE	Ireland	MN	Mongolia	UA	Ukraine
BR	Brazil	IL	Israel	MR	Mauritania	UG	Uganda
BY	Belarus	IS	Iceland	MW	Malawi	US	United States of America
CA	Canada	IT	Italy	MX	Mexico	UZ	Uzbekistan
CF	Central African Republic	JP	Japan	NE	Niger	VN	Viet Nam
CG	Congo	KE	Kenya	NL	Netherlands	YU	Yugoslavia
CH	Switzerland	KG	Kyrgyzstan	NO	Norway	ZW	Zimbabwe
CI	Côte d'Ivoire	KP	Democratic People's Republic of Korea	NZ	New Zealand		
CM	Cameroon			PL	Poland		
CN	China	KR	Republic of Korea	PT	Portugal		
CU	Cuba	KZ	Kazakistan	RO	Romania		
CZ	Czech Republic	LC	Saint Lucia	RU	Russian Federation		
DE	Germany	LI	Liechtenstein	SD	Sudan		
DK	Denmark	LK	Sri Lanka	SE	Sweden		
EE	Estonia	LR	Liberia	SG	Singapore		

USE OF GROUP 13 METAL PERFLUOROARYL FLUORO ANIONS IN METALLOCENE CATALYSTS FOR OLEFIN POLYMERIZATION

This invention was made with Government support under Contract No. DE-FG02-86ER13511 awarded by the Department of Energy. The Government has certain rights in this invention.

This is a non-provisional application, from provisional application Serial No. 60/024,190, filed August 19, 1996.

Background of the Invention

This invention relates to the compositions of matter useful as a catalyst system, to a method for preparing these catalyst systems and to a method for polymerization utilizing the catalyst system.

The use of soluble Ziegler-Natta type catalysts in the polymerization of olefins is well known in the prior art. In general, such systems include a Group IV-B metal compound and a metal or metalloid alkyl cocatalyst, such as aluminum alkyl cocatalyst. More broadly, it may be said to include a mixture of a Group I-III metal alkyl and a transition metal complex from Group IVB-VB metals, particularly titanium, zirconium, or hafnium with aluminum alkyl cocatalysts.

First generation cocatalyst systems for homogeneous metallocene Ziegler-Natta olefin polymerization, alkylaluminum chlorides (AlR_2Cl), exhibit low ethylene polymerization activity levels and no propylene polymerization activity. Second generation cocatalyst systems, utilizing methyl aluminoxane (MAO), raise activities by several orders of magnitude. In practice however, a large stoichiometric excess of MAO over catalyst ranging from several hundred to ten thousand must be employed to have good activities and stereoselectivities. Moreover, it has not been possible to isolate characterizable metallocene active species using MAO. The third generation of cocatalyst, $\text{B}(\text{C}_6\text{F}_5)_3$, proves to be far more efficient while utilizing a 1:1 catalyst-cocatalyst ratio. Although active catalyst species generated with $\text{B}(\text{C}_6\text{F}_5)_3$ are isolable and characterizable, the anion $\text{MeB}(\text{C}_6\text{F}_5)_3^-$ formed after Me^- abstraction from metallocene dimethyl complexes is weakly coordinated to the electron-deficient metal center, thus resulting in a decrease of certain catalytic activities. The recently developed $\text{B}(\text{C}_6\text{F}_5)_4^-$ type of non-coordinating anion exhibits some of the highest reported catalytic

activities, but such catalysts have proven difficult to obtain in the pure state due to poor thermal stability and poor crystallizability, which is crucial for long-lived catalysts and for understanding the role of true catalytic species in the catalysis for the future catalyst design. Synthetically, it also takes two more steps to prepare such an anion than for the neutral
5 organo-Lewis acid.

Summary of the Invention

Accordingly, it is an object of the subject invention to prepare and utilize a new class of olefin polymerization catalytic system.

10 A further object of the subject invention is a catalytic system which permits better control over molecular weight, molecular distribution, stereoselectivity, and comonomer incorporation.

Another object of the subject invention is a Ziegler-Natta type catalytic system which reduces the use of excess cocatalyst and activates previously unresponsive metallocenes.

15 These and other objects are attained by the subject invention whereby in one embodiment, a strong organo-Lewis acid, such as a (perfluoroaryl)aluminate anion and in particular tris(2,2',2"-nonafluorobiphenyl)fluoroaluminate (PBA⁻) is utilized as a highly efficient cocatalyst for metallocene-mediated olefin polymerization. PBA⁻ exhibits higher catalytic activities and can activate previously unresponsive metallocenes. The synthesis of the
20 stable perfluoroaryl aluminum anion, tris(2,2',2"-nonafluorobiphenyl)fluoroaluminate (PBA⁻) is accomplished with the use sterically encumbered perfluorobiphenyl ligand.

In one embodiment of the subject invention a strong organo-Lewis acid, such as a fluoraryl metal compound, is utilized to synthesize stoichiometrically precise, isolable/cystallographically characterizable, highly active "cation-like" metallocene
25 polymerization catalysts.


In the subject application, "Cp" represents a cyclopentadienyl radical which may be substituted or unsubstituted, and:

(Cp)(Cp') or Cp-A-Cp' and Cp and Cp' are the same or different cyclopentadienyl ring substituted with zero to five substituent groups S and each substituent
30 group S is, independently, a radical which can be hydrocarbyl, substituted-hydrocarbyl, halocarbyl, substituted-halocarbyl, hydrocarbyl-substituted organometalloid, halocarbyl-

substituted organometalloid, or halogen radicals (the size of the radicals need not be limited to maintain catalytic activity; however, generally the radical will be a C₁ to C₂₀ radical) or Cp and Cp' are a cyclopentadienyl ring in which any two adjacent R groups are joined forming a C₄ to C₂₀ ring to give a saturated or unsaturated polycyclic cyclopentadienyl ligand such as indenyl, tetrahydroindenyl, fluorenyl, or octahydrofluorenyl and A is a bridging group which restricts rotation of the two Cp-groups.

Each carbon atom in the cyclopentadienyl radical ("Cp") may be, independently, unsubstituted or substituted with the same or different radical group which is a hydrocarbyl, substituted-hydrocarbyl, halocarbyl, substituted-halocarbyl hydrocarbyl radicals in which adjacent substituents are joined to form a ring of 4 to 10 or more carbon atoms, hydrocarbyl- and halocarbyl-substituted organometalloid radicals and halogen radicals.

More specifically, a fluoroaryl metal compound such as ZR'R''R'''F reacts with early transition metal or actinide alkyls to yield highly reactive cationic complexes:



where L,L' = cyclopentadienyl, cyclopentadienyl substituted or bridged cyclopentadienyl ligands such as CpACp', indenyl Cp, allyl Cp, benzyl Cp; substituted indenyl Cp; substituted allyl Cp; substituted benzyl Cp; η^5 -1,2-Me₂ C₅H₃; η^5 -1,3-(SiMe₃)₂C₅H₃; η^5 -C₅Me₅; Me₂Si(η^5 -Me₄C₅)(BuN)

M = early transition metal or actinide, *e.g.*, Ti, Zr, Hf, Th, U


R = PhCH₂, alkyl or aryl group (C ≤ 20), hydride

R', R'', R''' = fluorinated phenyls, fluorinated biphenyl or fluorinated polycyclic fused ring groups

X = Al, Ga, In

15

As a specific example of the above, the reaction of PBA⁻ with a variety of zirconocene dimethyl complexes proceeds rapidly and quantitatively to yield, after recrystallization from hydrocarbon solvents, in the catalytic complex set forth in Eq. 2.



Such catalytic complexes have been found to be active homogeneous catalysts for α -olefin polymerization.

The cocatalyst of the subject invention may be referred to as $\text{XR}'\text{R}''\text{R}'''\text{F}$; where R' , R'' and R''' represent at least one and maybe more fluorinated biphenyls or other fluorinated polycyclic groups, such as naphthyl. Two of the biphenyls may be substituted with a phenyl or other aryl group. Both the biphenyls and the phenyl groups should be highly fluorinated, preferably with only one or two hydrogens on a group, and most preferably, as in PBA^- with no hydrogens and all fluorines. X represents Al, Ga or In.

10 Brief Description of the Drawings

The cocatalyst system of the subject invention can be better understood with reference to the drawings wherein:

Fig. 1 is a reaction pathway for the synthesis of PBA^- ;

15 Figs. 2a, 2b, 2c and 2d each show the reaction pathway for a catalyst system according to the subject invention.

Detailed Description of the Invention

Under a variety of reaction conditions and ratios of reagents, the reaction of 2-nonafluorobiphenyl lithium and AlCl_3 all appear to lead to the formation of a compound with the structure $\text{Ar}_3^{\text{F}}\text{AlLi}^+$, resulting from fluoride abstraction by the strongly Lewis acidic trisperfluoro-biphenyl aluminum species generated *in situ* (Fig. 1). Ion exchange metathesis of this lithium salt with Ph_3CCl results in the formation of stable trityl perfluorobiphenyl aluminate (PBA^-). The structure of PBA^- has been characterized by X-ray diffraction and shows a non-associated trityl cation and aluminate anion.

25

Isolation and Characterization of Cationic Group 4 Complexes Derived from PBA^-

The reaction of PBA^- with various metallocene dialkyls readily generates the corresponding cationic complexes (Figs. 2a-2d). The PBA^- anion is weakly coordinated to the metal center via F bridges in these complexes. This coordination is evident from the large downfield shift (≥ 30 ppm) of the Al-F resonance in the ^{19}F NMR as compared to that of free PBA^- . This coordination lowers the symmetry of the cation portion as well.

30

Furthermore, the coordinated anion is chiral. The relatively stable chirality of the anion stems from the bulkiness of the molecule which suppresses the rotation of perfluoroaryl rings and renders the geometry fixed, resulting in nine (9) sets of characteristic resonances in the ^{19}F NMR. The influence of the anion chirality on the cation portion can be observed spectroscopically. In the reaction product of Fig. 2a, there are two diastereotopic CH_2Ph protons with 2J value of 11.4 Hz and two magnetically nonequivalent Cp rings, which reflects the chiral environment of the coordinated anion.

With diastereotopic ring substitution in the metallocene, the structure of the reaction product shown in Fig. 2b offers unique NMR probes for a better understanding of the molecular structure. Coordination of an achiral anion such as $\text{CH}_3\text{B}(\text{C}_6\text{F}_5)_3^-$ to the metal center of the cation portion of Fig. 2b results in the observation of two diastereotopic Cp methyls and three types of Cp ring protons having different chemical shifts. However, in the reaction product of Fig. 2b with a coordinated chiral anion, all the Cp methyls (four types) and Cp ring protons (six types) have different chemical shifts, clearly indicating the chiral induction of the anion.

Constrained geometry catalysts (Figs. 2c and 2d) activated by PBA exhibit two distinct silyl methyls and four different Cp methyls. The structure of the reaction product of Fig. 3c has been characterized by X-ray diffraction and reveals a *chiral* PBA^- anion coordinated via an F-bridge with Zr-F and Al-F bond lengths of (2.123) and (6) Å, respectively. The Zr-CH₃ bond distance of 2.21(1) Å is almost identical to that in $\text{CGCZrMeMeB}(\text{C}_6\text{F}_5)_3$ (2.224 (5)) Å, reflecting the cationic character of the zirconium center. In cases where the bulkiness of cationic portion is increased, thereby pushing the anion away from the coordinative periphery, the product formed from the reaction appears neither stable nor isolable, e.g., $[(\text{C}_5\text{Me}_5)_2\text{ZrMe}_2^+ \text{PBA}^-]$. However, this distant contact cation-anion pair exhibits extremely high activity for olefin polymerization when generated *in situ*.

$\text{Ph}_3\text{C}^+\text{PBA}^-$ has been synthesized in essentially quantitative yields as compared to the 30-50% yields experienced with $\text{B}(\text{C}_6\text{F}_5)_3$, currently a very important Lewis acidic cocatalyst in the polyolefin industry. More particularly, reaction of PBA^- with group 4 methyls proceeds cleanly to yield cationic complexes such as set forth below.



- 5 L, L' = Cp⁺ = η⁵-C₅Me₅
 L, L' = Cp⁺ = η⁵-1,2-Me₂C₅H₃

M = Ti, Zr, Hf

R = PhCH₂, CH₃, alkyl or aryl group with C ≤ 20; hydride

LL'MR⁺ PBA⁻ may be any cyclopentadienyl, substituted cyclopentadienyl or bridged
 10 cyclopentadienyl complex paired with PBA⁻, such as Cp₂ZrCH₂Ph⁺ PBA⁻; Cp₂ZrH₃PBA⁻;
 Cp₂"ZrCH₃⁺-PBA⁻; (Cp^{TMS})₂ZrCH₃⁺PBA⁻; Cp'₂ZrCH₃⁺PBA⁻; CGCZrCH₃⁺ PBA⁻;
 CGCTiCH₃⁺ PBA⁻; and *rac*-Me₂Si(Ind)₂ZrCH₃⁺ PBA⁻ (CGC = Me₂Si(η⁵-Me₄C₅)⁺BuN⁻); (Ind
 = η⁵-C₉H₆), 2-methyl (Ind) ZrCH₃⁺ PBA⁻; (CpZrCp'Zr)₂ ZrCH₃⁺PBA⁻.

For polymerization of olefin monomers, catalytic activities of the cations generated
 15 from PBA⁻ can be greater than those of monomeric cations generated from B(C₆F₅)₃ in cases of
 bulky L and L' ligands presumably because PBA⁻ functions as a non-coordinating anion as
 compared to the weakly coordinating anion MeB(C₆F₅)₃. Polymerization reactions show very
 high activities for α-olefin polymerization, and identify PBA⁻ to be a truly non-coordinating
 anion. When polymerizing α-olefins larger than ethylene and particularly propylene and
 20 styrene, high isotacticity can be observed.

Experimental

Materials and Methods. All manipulations of air-sensitive materials were performed with
 rigorous exclusion of oxygen and moisture in flamed Schlenk-type glassware on a dual-
 25 manifold Schlenk line or interfaced to a high-vacuum line (10⁻⁶ Torr), or in a nitrogen-filled
 vacuum atmospheres glovebox with a high capacity recirculator (1-2 ppm O₂). Argon
 (Matheson, prepurified) and ethylene (Matheson, polymerization grade) were purified by
 passage through a supported MnO oxygen-removal column and an activated Davison 4A
 30 alloy/benzophenone ketyl. Ether solvents were purified by distillation from Na/K
 alloy/benzophenone ketyl. Hydrocarbon solvents (toluene, pentane) were distilled under
 nitrogen from Na/K alloy. All solvents for vacuum line manipulations were stored *in vacuo*
 over Na/K alloy in Teflon-valved bulbs. Deuterated solvents were obtained from Cambridge

Isotope Laboratories (all ≥ 99 atom %D) and were freeze-pump-thaw degassed and dried over Na/K alloy and stored in resealable flasks. Non-halogenated solvents were dried over Na/K alloy and halogenated solvents were distilled over P_2O_5 and stored over activated Davison 4Å molecular sieves. BrC_6F_5 (Aldrich) was vacuum distilled over P_2O_5 . $AlCl_3$, Ph_3CCl and 7Li (1.6M in hexanes) were purchased from Aldrich. The zirconocene and titanocene complexes Cp_2ZrMe_2 ; $Cp_2Zr(CH_2Ph)_2$; $(1,2-Me_2C_5H_3)_2ZrMe_2$; $[1,3-(SiMe_3)_2C_5H_3]_2ZrMe_2$ (C_5Me_5) $_2ZrMe_2$, $Me_2Si(Me_4C_5)(BuN)ZrMe_2$ and $Me_2Si(Me_4C_5)BuNTiMe_2$ were prepared according to known procedures.

Physical and Analytical Measurements. NMR spectra were recorded on either Varian VXR 300 (FT 300 MHz, 1H ; 75 MHz, ^{13}C) or Varian Gemini-300 (FT 300 MHz, 1H ; 75 MHz, ^{13}C ; 282 MHz, ^{19}F) instruments. Chemical shifts for 1H and ^{13}C spectra were referenced using internal solvent resonances and are reported relative to tetramethylsilane. ^{19}F NMR spectra were referenced to external $CFCl_3$. NMR experiments on air-sensitive samples were conducted in Teflon valve-sealed sample tubes (J. Young). Melting temperatures of polymers were measured by DSC (DSC 2920, TA Instruments, Inc.) from the second scan with a heating rate of $20^\circ C/min$.

EXAMPLE 1

Triyl Perfluorobiphenyl Aluminate, $Ph_3C^+ PBA^-$. *n*-Butyllithium (1.6 M in hexanes, 25 mL, 40 mmol) was added dropwise to bromopentafluorobenzene (18.0 g, 9.1 mL, 72.9 mmol) in 100 mL of diethyl ether cooled by a cold-water bath. The mixture was then stirred for a further 12 h at room temperature. Removal of the solvent followed by vacuum sublimation at $60-65^\circ C/10^{-4}$ Torr gave 12.0 g of 2-bromononafluorobiphenyl as a white crystalline solid. Yield: 83.3%. ^{19}F NMR (C_6D_6 , $23^\circ C$): δ -126.77 (d, $^3J_{F-F} = 25.4$ Hz, 1 F, F-3), -135.13 (d, $^3J_{F-F} = 18.9$ Hz, 1 F, F-6), -138.85 (d, $^3J_{F-F} = 17.2$ Hz, 2 F, F-2'/F-6'), -148.74 (t, $^3J_{F-F} = 20.8$ Hz, 1 F, F-4), -150.13 (t, $^3J_{F-F} = 21.7$ Hz, 1 F, F-4'), -154.33 (t, $^3J_{F-F} = 21.4$ Hz, 1 F, F-5), -160.75 (t, $^3J_{F-F} = 23.9$ Hz, 2 F, F-3'/F-5').

To the above 2-bromononafluorobiphenyl (8.29 g, 21.0 mmol) in a mixed solvent of 70 mL of diethyl ether and 70 mL of pentane was gradually added 13.2 mL of *n*-butyllithium (1.6 M in hexanes, 21.0 mmol) at $-78^\circ C$. The mixture was stirred for an

additional 2 h, and aluminum trichloride (0.67 g, 5.0 mmol) was then quickly added. The mixture was stirred at -78°C for 1 h and the temperature was then allowed to slowly rise to room temperature. A white suspension resulted after stirring for an additional 12 h. The mixture was filtered and the solvent removed from the filtrate *in vacuo*. To the yellow sticky residue was added 100 mL of pentane and the mixture was stirred for 1 h. The resulting white solid was collected by filtration and dried *in vacuo* to give 3.88 g of $\text{Ar}^{\text{F}_3}\text{FAlLi}^+\bullet\text{OEt}_2$: yield: 72.4% ^1H NMR (C_7D_6 , 23°C): δ 2.84 (q, $J = 7.2$ Hz, 4 H, 2- CH_2O), 0.62 (t, $J = 7.2$ Hz, 6 H, 2 $\text{CH}_3\text{CH}_2\text{O}$ -). ^{19}F NMR (C_6D_6 , 23°C): δ -122.80 (s, br, 3 F, F-3), -134.86 (s, 3 F, F-6), -139.12 (s, 6 F, F-2'/F-6'), -153.95 (t, $^3J_{\text{F-F}} = 18.3$ Hz, 3 F, F-4), -154.52 (t, $^3J_{\text{F-F}} = 20.2$ Hz, 6 F, F-4'/F-5), -162.95 (s, 6 F, F-3'/F-5'), -176.81 (s, br, 1 F, Al-F). The above lithium salt (1.74 g, 1.62 mmol) and Ph_3CCl (0.48 g, 1.72 mmol) was suspended in pentane and stirred overnight and the resulting orange solid was collected by filtration and washed with pentane. The crude product was then redissolved in CH_2Cl_2 and filtered through Celite to remove LiCl , followed by pentane addition to precipitate the orange solid. Recrystallization from CH_2Cl_2 /pentane at -78°C overnight gave 1.56 g orange crystals of the title compound. Yield: 70.5%. Analytical and spectroscopic data for PBA are as follows: ^1H NMR (CDCl_3 , 23°C): δ 8.25 (t, $J = 7.5$ Hz, 3 H, *p*-H, Ph), 7.86 (t, $J = 7.5$ Hz, 6 H, *m*-H, Ph), 7.64 (dd, $J = 8.4$ Hz, $J = 1.2$ Hz, 6 H, *o*-H, Ph), 1.28 (m), 0.88(t) (pentane residue). ^{19}F NMR (CDCl_3 , 23°C): δ -121.05 (s, 3 F, F-3), -139.81 (s, 3 F, F-6), -141.19 (s, 6 F, F-2'/F-6'), -156.93 (t, $^3J_{\text{F-F}} = 18.3$ Hz, 6 F, F-4'/F-4'), -158.67 (s, 3 F, F-5), -165.32 (s, 6 F, F-3'/F-5'), -175.60 (s, br, 1 F, Al-F). *Anal.* Calcd for $\text{C}_{60}\text{H}_{15}\text{AlF}_{28}\bullet\text{C}_5\text{H}_{12}$: C, 57.12; H, 1.99. Found: C, 57.16; H, 1.43.

EXAMPLE 2

$\text{Cp}_2\text{ZrCH}_2\text{Ph}^+(\text{PBA})^-(1)$. $\text{Cp}_2\text{Zr}(\text{CH}_2\text{Ph})_2$ (0.081 g, 0.20 mmol) and $\text{Ph}_3\text{C}^+\text{PBA}^-$ (0.261 g, 0.20 mmol) were charged in the glove box into a 25-mL reaction flask with a filter frit and the flask was reattached to the high vacuum line. Toluene (15 mL) was then vacuum-transferred into this flask at -78°C . The mixture was slowly allowed to warm to room temperature and stirred for 4 h. The volume of toluene was next reduced to 5 mL and 10 mL of pentane was condensed into the flask at -78°C . A suspension which formed was quickly filtered and the orange crystalline solid which collected was dried under vacuum overnight. Yield, 0.22 g

(84.4%). Large orange crystals were obtained by slow cooling a pentane solution of the compound to -20°C over a period of several days. ^1H NMR (C_6D_6 , 23°C): δ 6.95 (t, $J = 7.8$ Hz, 2 H, *m*-H, Ph), 6.80 (t, $J = 7.5$ Hz, 1 H, *p*-H, Ph), 6.46 (d, $J = 7.2$ Hz, 2 H, *o*-H, Ph), 5.45 (s, 5 H, Cp), 5.42 (s, 5 H, Cp), 2.47 (d, $J = 11.4$ Hz, 1 H, $-\text{CH}_2$), 1.92 (d, $J = 11.4$ Hz, 1 H, $-\text{CH}_2$). ^{19}F NMR (C_6D_6 , 23°C): δ -117.09 (t, $^3J_{\text{F-F}} = 20.5$ Hz, 3 F), -133.17 (t, $^3J_{\text{F-F}} = 15.2$ Hz, 3 F), -138.60 (d, $^3J_{\text{F-F}} = 27.3$ Hz, 3 F), -139.53 (t, $^3J_{\text{F-F}} = 21.2$ Hz, 3 F), -146.34 (s, br, 1 F, Al-F), -152.01 (t, $^3J_{\text{F-F}} = 24.3$ Hz, 3 F), -153.15 (t, $^3J_{\text{F-F}} = 20.9$ Hz, 3 F), -153.92 (t, $^3J_{\text{F-F}} = 18.3$ Hz, 3 F), -160.82 (d, $^3J_{\text{F-F}} = 21.4$ Hz, 3 F), -162.52 (t, $^3J_{\text{F-F}} = 24.53$ Hz, 3 F), ^{13}C NMR (C_7D_8 , 23°C): δ 129.20 (d, $^3J_{\text{CH}} = 156.2$ Hz, Ph), 128.26 (d, $^3J_{\text{CH}} = 157.1$ Hz, Ph), 127.52 (s, ipso-Ph), 125.42 (d, $^3J_{\text{CH}} = 158.1$ Hz, Ph), 114.77 (d, $^3J_{\text{CH}} = 176.5$ Hz, Cp), 66.68 (t, $^3J_{\text{CH}} = 122.8$ Hz, $-\text{CH}_2$), *Anal.* Calcd for $\text{C}_{53}\text{H}_{17}\text{AlF}_{28}\text{Zr}$: C, 48.82; H, 1.31. Found: C, 48.77; H, 1.36.

15 EXAMPLE 3

$\text{Cp}^{\text{H}}_2\text{ZrMe}^+\text{PBA}^-$ (2).

The procedure is the same as that of synthesis of Example 1 above. Yield: 81.7%. ^1H NMR ($\text{C}_2\text{D}_2\text{Cl}_4$, 23°C): δ 5.95 (s, br, 1 H, $\text{C}_5\text{H}_3\text{Me}_2$), 5.77 (s, br, 1 H, $\text{C}_5\text{H}_3\text{Me}_2$), 5.72 (s, br, 1 H, $\text{C}_5\text{H}_3\text{Me}_2$), 5.46 (s, br, 1 H, $\text{C}_5\text{H}_3\text{Me}_2$), 5.70 (s, br, 1 H, $\text{C}_5\text{H}_3\text{Me}_2$), 5.40 (s, br, 1 H, $\text{C}_5\text{H}_3\text{Me}_2$), 2.11 (s, 3 H, $\text{C}_5\text{H}_3\text{Me}_2$), 1.98 (s, 3 H, $\text{C}_5\text{H}_3\text{Me}_2$), 1.76 (s, 3 H, $\text{C}_5\text{H}_3\text{Me}_2$), 1.70 (s, 3 H, $\text{C}_5\text{H}_3\text{Me}_2$), 0.28 (d, $^1J_{\text{CH}} = 120.3$ Hz, $\text{Zr-}^{13}\text{CH}_3$). ^{19}F NMR ($\text{C}_2\text{D}_2\text{Cl}_4$, 23°C) is similar to the product of Example 1 except for a different chemical shift for the bridging F at -143.38 ppm. *Anal.* Calcd for $\text{C}_{51}\text{H}_{21}\text{AlF}_{28}\text{Zr}$: C, 47.71; H, 1.65. Found: 47.46; H, 1.37.

25

EXAMPLE 4

$(\text{Cp}^{\text{TMS}})_2\text{ZrMe}^+\text{PBA}^-$ (3).

This complex was prepared as described in Example 1 above. It decomposes in toluene solution within 2 h at 25°C and undergoes rapid decomposition to a myriad of unidentified products at higher temperatures. Characterization of the complex is based on very clean NMR scale reactions. This complex was generated *in situ* for polymerization studies. ^1H NMR

30

(C₇D₈, 23°C): δ 6.88 (s, br, 1 H, C₅H₃TMS₂), 6.71 (t, *J* = 2.1 Hz, 1 H, C₅H₃TMS₂), 6.31 (s, br, 1 H, C₅H₃TMS₂), 6.23 (s, br, 1 H, C₅H₃TMS₂), 5.79 (s, br, 1 H, C₅H₃TMS₂), 5.71 (s, br, 1 H, C₅H₃TMS₂), 0.70 (s, br, 3 H, Zr-CH₃), 0.17 (s, 3 H, C₅H₃TMS₂), 0.10 (s, 3 H, C₅H₃TMS₂), -0.05 (s, 3 H, C₅H₃TMS₂), -0.07 (s, 3 H, C₅H₃TMS₂). ¹⁹F NMR (C₇D₈, 23°C):
 5 δ -112.12 (d, ³*J*_{F-F} = 12.2 Hz, 3 F), -133.22 (t, ³*J*_{F-F} = 15.5 Hz, 3 F), -137.49 (s, 3 F), -138.40 (t, ³*J*_{F-F} = 21.7 Hz, 3 F), -144.23 (s, br, 1 F, Al-F), -153.41 (m, 6 F), -154.15 (t, ³*J*_{F-F} = 21.2 Hz, 3 F), -161.80 (d, ³*J*_{F-F} = 18.3 Hz, 3 F), -162.82 (t, ³*J*_{F-F} = 21.4 Hz, 3 F).

10 EXAMPLE 5

(Cp'²ZrMe⁺(PBA)⁻ (4) is too thermally unstable at 25°C to isolate. The ¹H NMR monitored reaction of Cp'²ZrMe₂ and Ph₃C⁺PBA⁻ in C₂D₂Cl₄ clearly reveals the formation of Ph₃CCH₃ (δ 2.15) and a broad singlet at δ 0.25 assignable to the ZrCH₃⁺ group. More than 4 Cp methyl resonances at δ 1.97-1.72 ppm with different intensities are observed indicating the
 15 decomposition. Complex 4 was generated *in situ* for polymerization studies. ¹⁹F NMR (C₂D₂Cl₄): δ -114.77 (s, br, 3 F), -132.11 (t, ³*J*_{F-F} = 15.2 Hz, 3 F), -136.84 (t, ³*J*_{F-F} = 22.0 Hz, 3 F), -137.29 (s, br, 3 F), -150.90 (t, ³*J*_{F-F} = 20.9 Hz, 3 F), -151.85 (t, ³*J*_{F-F} = 23.9 Hz, 3 F), -152.47 (t, ³*J*_{F-F} = 24.5 Hz, 3 F), -155.78 (s, br, 1 F Al-F), -160.02 (d, ³*J*_{F-F} = 16.5 Hz, 3 F), -161.06 (t, ³*J*_{F-F} = 21.2 Hz, 3 F).

20

EXAMPLE 6

Me₂Si(^{*i*}BuN)(C₅Me₄)ZrMe⁺PBA⁻.

Me₂Si(Me₄C₅)(^{*i*}BuN) ZrMe₂ (0.148 g, 0.4 mmol) and Ph₃C⁺ PBA⁻ (0.523, 0.4 mmol) were reacted in the same manner as in Example 1 to yield 0.35 g of the above complex as a white
 25 crystalline solid. Yield: 64.8%. The complex is quite soluble in pentane and cold pentane was used to wash the product. ¹H NMR (C₇D₈, 23°C): δ 1.98 (s, 3 H, C₅Me₄), 1.82 (s, 3 H, C₅Me₄), 1.76 (s, 3 H, C₅Me₄), 1.27 (s, 3 H, C₅Me₄), 0.93 (s, 9 H, N-*t*Bu), 0.24 (s, 3 H, SiMe₂), 0.18 (s, 3 H, Zr-CH₃), 0.15 (s, 3 H, SiMe₂), ¹⁹F NMR (C₇D₈, 23°C) δ -108.92 (s, br, 1 F, Al-F), -117.26 (s, br, 3 F), -133.19 (t, ³*J*_{F-F} = 12.1 Hz, 3 F), -139.25 (s, 6 F), -152.53
 30 (t, *J*_{F-F} = 21.2 Hz, 3 F), -153.00 (d, ³*J*_{F-F} = 21.2 Hz, 3 F), -153.00 (d, ³*J*_{F-F} = 21.4 Hz, 3 F),

-153.76 (t, $^3J_{F-F} = 24.3$ Hz, 3 F), -160.94 (t, $^3J_{F-F} = 22.6$ Hz, 3 F), -162.80 (t, $^3J_{F-F} = 21.4$ Hz, 3 F). ^{13}C NMR (C_7D_8 , 23°C): δ 130.19 (C_5Me_4), 129.09 (C_5Me_4), 127.18 (C_5Me_4), 126.44 (C_5Me_4), 124.33 (C_5Me_4), 56.63 (N-CMe₃), 38.58 (q, $J = 120.6$ Hz, N-CMe₃), 32.70 (q, $J = 120.8$ Hz, Zr-CH₃), 15.75 (q, $J = 127.9$ Hz, C_5Me_4), 14.05 (q, $J = 128.0$ Hz, C_5Me_4), 12.00 (q, $J = 127.8$ Hz, C_5Me_4), 10.18 (q, $J = 128.1$ Hz, C_5Me_4), 8.49 (q, $J = 121.0$ Hz, SiMe₂), 6.52 (q, $J = 120.9$ Hz, SiMe₂). *Anal.* Calcd for $\text{C}_{52}\text{H}_{30}\text{AlF}_{28}\text{NSiZr}$: C, 46.37; H, 2.25; N, 1.04. Found: C, 46.65; H, 2.13; N, 0.89.

EXAMPLE 7

10 $\text{Me}_2\text{Si}(\text{Me}_4\text{C}_5)(t\text{BuN})\text{TiMe}^+\text{PBA}^-$.

$\text{Me}_2\text{Si}(\text{Me}_4\text{C}_5)(t\text{BuN})\text{TiMe}_2$ (0.065 g, 0.2 mmol) and $\text{Ph}_3\text{C}^+\text{PBA}^-$ (0.261, 0.2 mmol) were reacted in the same manner as in Example 1 to yield 0.12 g of the above complex as a yellow crystalline solid. Yield: 46.0%. Due to its good solubility in pentane, a significant amount of the product remained in the filtrate, resulting in a low isolated yield. An NMR scale
 15 reaction indicates the formation of the compound in quantitative yield when the isolation is not required. ^1H NMR (C_6D_6 , 23°C): δ 2.01 (s, 3 H, C_5Me_4), 1.72 (s, 3 H, C_5Me_4), 1.61 (s, 3 H, C_5Me_4), 1.20 (s, 3 H, C_5Me_4), 0.93 (s, 9 H, N-*t*Bu), 0.75 (d, $J = 3.9$ Hz, 3 H), 0.21 (s, H), 0.06 (s, 3 H). ^{19}F NMR is similar to that of 3 except slightly different chemical shifts. *Anal.* Calcd for $\text{C}_{52}\text{H}_{30}\text{AlF}_{28}\text{NSiTl}$: C, 47.91; H, 2.32; N, 1.07. Found: C, 47.47; H, 1.96;
 20 N, 0.87.

EXAMPLE 8

Synthesis of $\text{Me}_2\text{Si}(\text{Ind})_2\text{ZrMe}^+\text{PBA}^-$. $\text{Me}_2\text{Si}(\text{Ind})_2\text{ZrMe}_2$ (0.082 g, 0.20 mmol) and $\text{Ph}_3\text{C}^+\text{PBA}^-$ (0.261, 0.20 mmol) were reacted in the same manner as for the synthesis of 1
 25 above to yield 0.19 g of the title complex as an orange crystalline solid. Yield: 68.6%. Two diastereomers are found in a 1.3:1 ratio. ^1H NMR (C_6D_6 , 23°C) for diastereomer A (56%): δ 7.45 (d, $J = 8.7$ Hz, 1 H, C₆-H₀), 7.27-6.88 (m, 4 H, C₆-H), 6.67 (t, $J = 7.5$ Hz, 2 H, C₆-H), 5.88 (t, $J = 7.5$ Hz, 1 H, C₆-H), 6.82 (t, $J = 3.3$ Hz, 1 H, C₅- β H), 5.96 (d, $J = 3.3$ Hz, 1 H, C₅- β H), 5.69 (s, br, 1 H, C₅- α H), 5.19 (d, $J_{\text{HF}} = 2.1$ Hz, 3 H, Zr-CH₃).
 30 Diastereomer B (44%): δ 7.94 (d, $J = 8.7$ Hz, 1 H, C₆-H), 7.27-6.88 (m, 4 H, C₆-H), 6.58 (t, $J = 7.5$ Hz, 2 H, C₆-H), 5.79 (t, $J = 7.5$ Hz, 1 H, C₆-H), 6.42 (d, $J = 3.3$ Hz, 1 H, C₅-

β H), 5.85 (d, $J = 3.3$ Hz, 1 H, C₅- β H), 5.56 (s, br, 1 H, C₅- α H), 4.80 (d, $J = 3.3$ Hz, 1 H, C₅- α H), 0.46 (s, 3 H, SiMe₂), 0.25 (s, 3 H, SiMe₂), -0.64 (d, $J_{HF} = 2.1$ Hz, 3 H, Zr-CH₃). ¹⁹F NMR (C₆D₆, 23°C) for diastereomer A (56%): δ -115.86 (s, br, 3 F), -132.23 (s, br, 1 F, Al-F), -133.76 (t, $^3J_{F-F} = 18.3$ Hz, 3 F), -138.53 (s, br, 3 F), -139.40 (t, $^3J_{F-F} = 18.3$ Hz, 3 F), -153.10 (t, $^3J_{F-F} = 18.3$ Hz, 3 F), -153.44 (t, $^3J_{F-F} = 18.3$ Hz, 3 F), -154.72 (t, $^3J_{F-F} = 21.2$ Hz, 3 F), -161.18 (t, $^3J_{F-F} = 18.3$ Hz, 3 F), -162.86 (t, $^3J_{F-F} = 18.3$ Hz, 3 F). Diastereomer B (44%): δ -113.48 (s, br, 3 F), -133.76 (t, $^3J_{F-F} = 21.2$ Hz, 3 F), -134.44 (s, br, 1 F, Al-F), -137.89 (s, br, 3 F), -139.09 (t, $^3J_{F-F} = 18.3$ Hz, 3 F), -153.10 (t, $^3J_{F-F} = 18.3$ Hz, 3 F), -153.28 (t, $^3J_{F-F} = 18.3$ Hz, 3 F), -153.73 (t, $^3J_{F-F} = 18.3$ Hz, 3 F), -161.03 (t, $^3J_{F-F} = 18.3$ Hz, 3 F), -162.68 (t, $^3J_{F-F} = 18.3$ Hz, 3 F). ¹³C NMR (C₆D₆, 23°C): δ 134.02, 132.96, 132.43, 128.31, 127.67, 127.28, 126.95, 126.64, 126.21, 125.90, 125.81, 124.88, 124.20, 124.10, 123.57, 122.89, 122.01, 121.98 (C₆-ring), 119.16, 116.56, 115.96, 114.94, 112.90, 112.79 (C₅-ring), 91.82, 90.95, 89.30, 89.20, (C₅-Si), 51.46, 51.73, (Zr-CH₃), -1.31, -2.13, -2.88, -3.51 (SiMe₂). *Anal.* Calcd for C₅₇H₂₁AlF₂₈SiZr: C, 49.47; H, 1.53. Found: C, 49.09; H, 1.27.

EXAMPLES 9-15

Ethylene and Propylene Polymerization. In a glove box, a 250 mL flamed, 3-necked round-bottom flask equipped with a magnetic stirring bar was charged with metallocene (5-10 mg) and cocatalyst Ph₃C⁺ PBA⁻, in a 1:1 molar ratio and the flask was then reattached to the high vacuum line. A measured amount of dry toluene (50 mL for this study) was next condensed onto the solids and the mixture was warmed to room temperature with stirring for 10 min to preactivate the catalyst. The resulting solution was then equilibrated at desired reaction temperature using an external constant temperature bath. Gaseous ethylene or propylene was next introduced with rapid stirring and the pressure was maintained at 1.0 atm by means of a mercury bubbler. After a measured time interval, the reaction was quenched by the addition of 2% acidified methanol. The polymer was collected by filtration, washed with methanol, and dried on high vacuum line overnight to a constant weight. Highly isotactic polypropylene is the result of propylene polymerization using PBA⁻ as a catalyst. The reaction parameters and results are set forth in the Table.

TABLE
Ethylene Polymerization Activities with Metallocene/Ph₃C⁺ PBA⁻ Catalysts and Polymer Properties

Example No.	catalyst	Tp (°C)	μmol of cat.	reaction time (min)	polymer yields (g)	activity ^a (g of polymer/(mol of cat atm·h))	M _v ^c	Mw/Mn	T _m ^d (°C)	ΔH _m (cal/g)
5.	Cp ₂ ZrMe ₂	25	20	20	0	0				
6.	Cp ^{''} ₂ ZrMe ₂	25	20	30	0.18	1.80 x 10 ⁴	5.46 x 10 ⁵	6.0	139.4	40.5
7.	(Cp ^{TMS}) ₂ ZrMe ₂	25	15	2.0	0.54	1.08 x 10 ⁶	1.26 x 10 ⁶	5.6	142.3	29.5
8.	Cp ['] ₂ ZrMe ₂	25	15	0.67	1.15	6.90 x 10 ⁶	8.97 x 10 ⁴	4.6	138.0	53.9
9.	CGCZrMe ₂	25	15	10	0	0				
10.	CGCTiMe ₂	60	30	30	0.20	1.33 x 10 ⁴	2.05 x 10 ⁶	3.9	139.2	19.5
11.	CGCTiMe ₂	110	30	5.0	0.20	8.00 x 10 ⁴	2.05 x 10 ⁶	3.1	142.5	24.4
12. ^e	rac-Me ₂ Si(Ind) ₂ ZrMe ⁺ PBA ⁻	60	20	120	0.65	1.63 x 10 ⁴	2.34 x 10 ⁴	3.59	145	-

a. Carried out at 1 atm of ethylene and 50 mL of toluene on high vacuum line

b. Reproducibility between runs = 10-15%

c. GPC relative to polystyrene standards

d. DSC from the second scan

e. For propylene polymerization

The table summarizes ethylene polymerization activities by various metallocene catalysts activated with PBA⁻. Cp₂ZrMe₂ exhibits virtually no activity for ethylene polymerization. This is presumably caused by the anion coordination through a Zr-F-Al bridge (Figure 2a). However, as the ligand framework of the cation portion changes from Cp (C₅H₅), to Cp^{''}(1,2,-Me₂C₅H₃), to Cp^{TMS₂} [1,3-(SiMe₃)₂C₅H₃], to Cp['](C₅Me₅), the activity for ethylene polymerization increases dramatically (Examples 1-4) and reaches the highest level of 6.90x10⁶g of PE/(mole of cat-atm-h) with the Cp[']₂ZrMe₂ catalyst (Example 4). The polyethylene produced is highly linear with melting temperature T_m of 139.4°C and crystalline with heat of fusion ΔH_μ of 53.9 cal/g. As the bulkiness of cation portion increases, the degree of anion coordination drops significantly, clearly reflecting the relationship between the polymerization activity and the relative tightness of cation-anion pairing structure.

In the case of the Cp['] ligand, the separation of cation and anion reaches an optimum condition for reactivity that results in the maximum polymerization activity and instability of the cationic complex derived therefrom as well. Such a dramatic influence of the ligand framework substituents on polymerization activity is unprecedented and suggests the special features of the subject anion. PBA is apparently such a large anion that separation of anion and cation can be easily and substantially tuned and optimized by selecting the appropriate bulky cation.

For the sterically more accessible CGC type of catalyst, PBA⁻ promotes no catalytic activity at room temperature, resulting from the strong anion coordination as reflected by the 66 ppm down-field shift of the Al-F F resonance as compared to PBA⁻ (Figure 2c, Example 5). However, as the temperature of polymerization increases, the polymerization activity increases dramatically (Examples 5-7) presumably due to a higher degree of separation of cation-anion pairs at higher temperatures.

While the invention has been described with reference to a preferred embodiment, it will be understood by those skilled in the art that various changes may be made and equivalents may be substituted for elements thereof without departing from the scope of the invention. In addition, many modifications may be made to adapt a particular situation or material to the teachings of the invention without departing from the essential scope thereof. Therefore, it is intended that the invention not be limited to the particular embodiment disclosed as the best mode contemplated for carrying out this invention, but that

the invention will include all embodiments and equivalents falling within the scope of the appended claims.

Various features of the invention are set forth in the following claims.

What is claimed is:

1. A catalytic complex of the structure: $(LL' MR)^+ XR'R''R'''F^-$ where
 - L,L' = a cyclopentadienyl ligand
 - M = early transition metal or actinide
 - R = PhCH₂, alkyl, benzyl or aryl group (C ≤ 20), hydride
 - X = Al, Ga, In
 - R', R'', R''' = fluorinated phenyl, fluorinated biphenyl or fluorinated polycyclic fused ring groups.

2. The complex of Claim 1 wherein M = Ti, Zr, Hf.

3. The complex of Claim 1 wherein said polycyclic fused ring groups include naphthyl, anthryl, and fluorenyl.

4. The method of Claim 1, wherein said cyclopentadienyl ligand is selected from the group consisting of indenyl, allyl, benzyl (C ≤ 20), $\eta^5\text{-C}_5\text{H}_5$; $\eta^5\text{-1,2-Me}_2\text{C}_5\text{H}_3$; $\eta^5\text{-1,3-(SiMe}_3)_2\text{C}_5\text{H}_3$; $\eta^5\text{-C}_5\text{Me}_5$ and $\text{Me}_2\text{Si}(\eta^5\text{-Me}_4\text{C}_5)(\text{tBuN})$.

5. A method of preparing a catalyst system including the steps of adding a perfluoroaryl aluminate anion to a cationic metallocene.

6. The method of Claim 5, wherein said perfluoroaryl aluminate is tris (2,2',2''-nonafluorobiphenyl) fluoro aluminate.

7. The method of Claim 5, wherein said cationic metallocene is a cyclopentadienyl ligand.

8. The method of Claim 5, wherein said cationic metallocene ligands are selected from the group consisting of indenyl, allyl, benzyl, $\eta^5\text{-C}_5\text{H}_5$; $\eta^5\text{-1,2-Me}_2\text{C}_5\text{H}_3$; $\eta^5\text{-1,3-(SiMe}_3)_2\text{C}_5\text{H}_3$; $\eta^5\text{-C}_5\text{Me}_5$ and $\text{Me}_2\text{Si}(\eta^5\text{-Me}_4\text{C}_5)(\text{tBuN})$.

9. A method of polymerizing a monomer comprising the steps of adding the catalyst $(\text{LL}'\text{MR})^+ \text{XR}''\text{R}'''\text{F}^-$ where

$\text{L, L}'$ = a cyclopentadienyl ligand

M = early transition metal or actinide

R = PhCH_2 , alkyl, benzyl or aryl group ($\text{C} \leq 20$), hydride

X = Al, Ga, In

$\text{R}', \text{R}'', \text{R}'''$ = Fluorinated phenyl, fluorinated biphenyl or fluorinated polycyclic fused ring groups.

10. The method of Claim 7 wherein said reaction is carried out at ambient conditions.

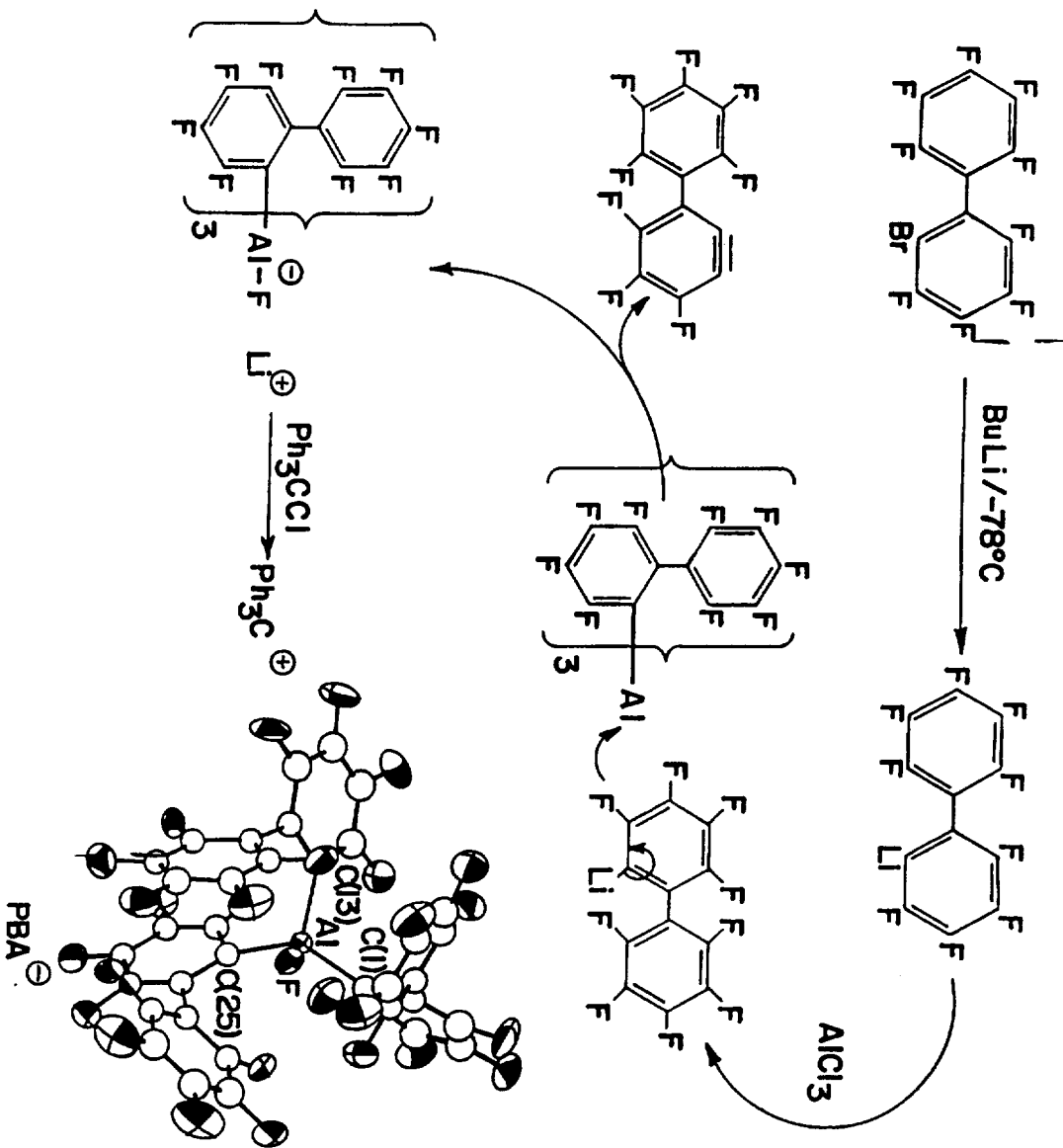
11. The method of Claim 9, wherein said reaction is initiated at temperatures from 25°C to 110°C .

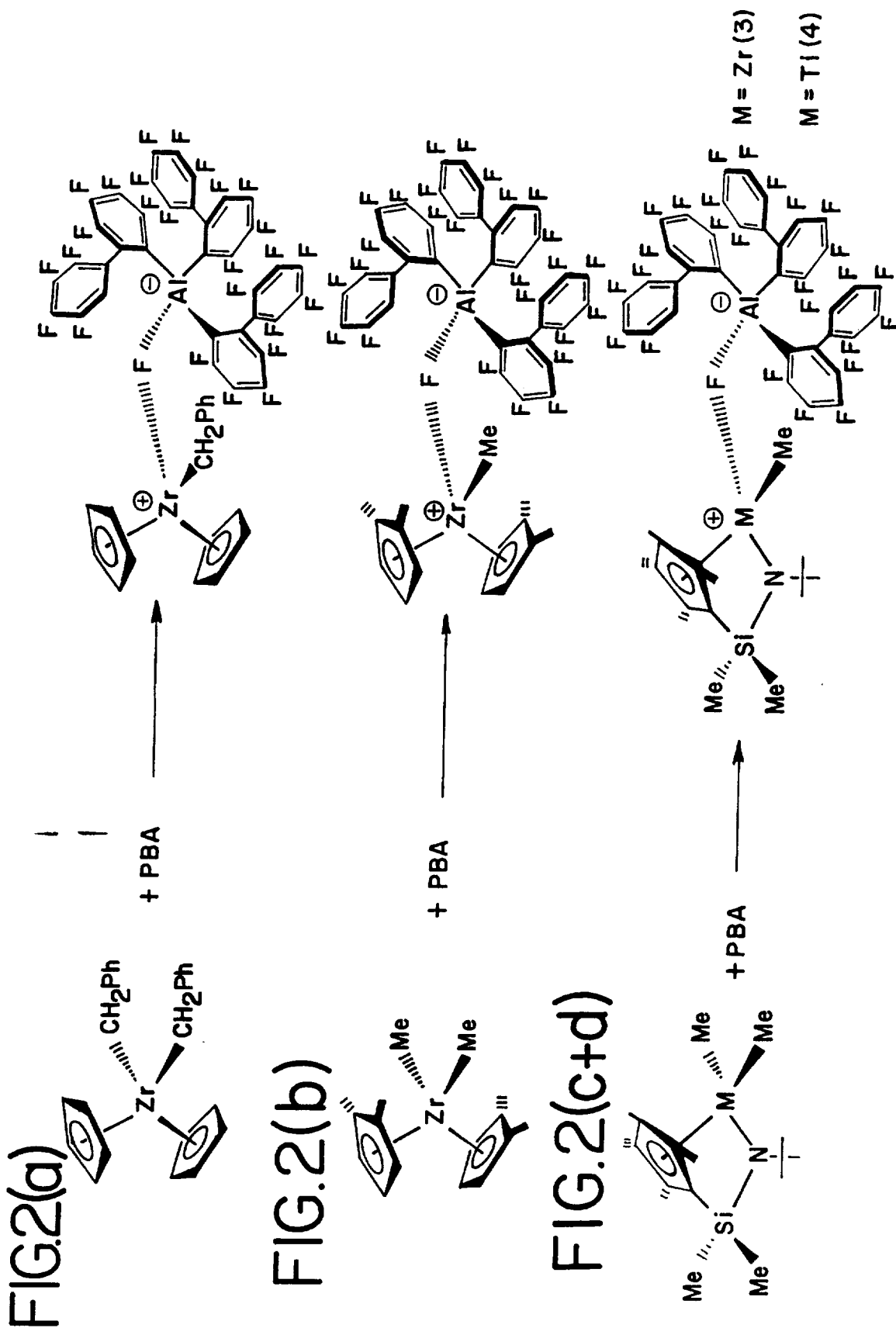
12. The method of Claim 9, wherein said monomer is an α -olefin.

13. The method of Claim 9, wherein said cyclopentadienyl ligand is selected from the group consisting of indenyl, allyl, benzyl ($\text{C} \leq 20$), $\eta^5\text{-C}_5\text{H}_5$; $\eta^5\text{-1,2-Me}_2\text{C}_5\text{H}_3$; $\eta^5\text{-1,3-(SiMe}_3)_2\text{C}_5\text{H}_3$; $\eta^5\text{-C}_5\text{Me}_5$ and $\text{Me}_2\text{Si}(\eta^5\text{-Me}_4\text{C}_5)(\text{tBuN})$.

14. The method of Claim 9, wherein said monomer is selected from the group of ethylene, propylene and styrene.

FIG. 1





INTERNATIONAL SEARCH REPORT

International application No.
PCT/US97/14523**A. CLASSIFICATION OF SUBJECT MATTER**

IPC(6) :Please See Extra Sheet.

US CL :Please See Extra Sheet.

According to International Patent Classification (IPC) or to both national classification and IPC

B. FIELDS SEARCHED

Minimum documentation searched (classification system followed by classification symbols)

U.S. : 502/102, 103, 117, 153; 526/127, 160, 943; 534/11, 15; 556/27, 28, 43, 53, 58, 187

Documentation searched other than minimum documentation to the extent that such documents are included in the fields searched
NONEElectronic data base consulted during the international search (name of data base and, where practicable, search terms used)
NONE**C. DOCUMENTS CONSIDERED TO BE RELEVANT**

Category*	Citation of document, with indication, where appropriate, of the relevant passages	Relevant to claim No.
A	US 3,928,303 A (YASUI ET AL) 23 December 1975.	1-14
A	US 5,066,741 A (CAMPBELL, JR.) 19 November 1991.	1-14
A	US 5,391,661 A (NAGANUMA ET AL) 21 February 1995.	1-14
A,P	US 5,602,269 A (BIAGINI ET AL) 11 February 1997.	1-14
A	JORDAN, R.F. et al., Reactive Cationic Dicyclopentadienylzirconium(IV) Complexes, J. Am. Chem. Soc., 1986, vol. 108, pp. 1718-1719.	1-14

 Further documents are listed in the continuation of Box C.
 See patent family annex.

* Special categories of cited documents:	*T* later document published after the international filing date or priority date and not in conflict with the application but cited to understand the principle or theory underlying the invention
A document defining the general state of the art which is not considered to be of particular relevance	*X* document of particular relevance; the claimed invention cannot be considered novel or cannot be considered to involve an inventive step when the document is taken alone
E earlier document published on or after the international filing date	*Y* document of particular relevance; the claimed invention cannot be considered to involve an inventive step when the document is combined with one or more other such documents, such combination being obvious to a person skilled in the art
L document which may throw doubts on priority claim(s) or which is cited to establish the publication date of another citation or other special reason (as specified)	*A* document member of the same patent family
O document referring to an oral disclosure, use, exhibition or other means	
P document published prior to the international filing date but later than the priority date claimed	

Date of the actual completion of the international search 01 DECEMBER 1997	Date of mailing of the international search report 2.2 DEC 1997
---	--

Name and mailing address of the ISA/US
Commissioner of Patents and Trademarks
Box PCT
Washington, D.C. 20231
Facsimile No. (703) 305-3230

Authorized officer

JAMES PASTERCZYK *Capital Walker*

Telephone No. (703) 308-0661

INTERNATIONAL SEARCH REPORT

International application No.

PCT/US97/14523

A. CLASSIFICATION OF SUBJECT MATTER:

IPC (6):

B01J 31/00, 37/00; C08F 4/02, 4/44, 4/60; C07F 5/00, 9/00, 17/00, 11/00, 5/06

A. CLASSIFICATION OF SUBJECT MATTER:

US CL :

502/102, 103, 117, 153; 526/127, 160, 943; 534/11, 15; 556/27, 28, 43, 53, 58, 187