

(12) STANDARD PATENT
(19) AUSTRALIAN PATENT OFFICE

(11) Application No. **AU 2018243687 C1**

(54) Title
Aryl cyclopropyl-amino-isoquinoliny amide compounds

(51) International Patent Classification(s)
C07D 217/22 (2006.01) **C07D 217/24** (2006.01)

(21) Application No: **2018243687** (22) Date of Filing: **2018.03.30**

(87) WIPO No: **WO18/183911**

(30) Priority Data

(31) Number	(32) Date	(33) Country
62/643,131	2018.03.14	US
62/480,239	2017.03.31	US

(43) Publication Date: **2018.10.04**

(44) Accepted Journal Date: **2020.07.09**

(44) Amended Journal Date: **2020.12.24**

(71) Applicant(s)
Aerie Pharmaceuticals, Inc.

(72) Inventor(s)
Delong, Mitchell A.;Sturdivant, Jill M.;Lichorowic, Cynthia L.;Kornilov, Andriy

(74) Agent / Attorney
K&L Gates, South Tower L 25 525 Collins St, Melbourne, VIC, 3000, AU

(56) Related Art
US 20080287516 A1
US 20150119419 A1
US 2015/0266881 A1



(51) International Patent Classification:

C07D 217/22 (2006.01) **C07D 217/24** (2006.01)

(21) International Application Number:

PCT/US2018/025494

(22) International Filing Date:

30 March 2018 (30.03.2018)

(25) Filing Language:

English

(26) Publication Language:

English

(30) Priority Data:

62/480,239 31 March 2017 (31.03.2017) US
62/643,131 14 March 2018 (14.03.2018) US

(71) Applicant: **AERIE PHARMACEUTICALS, INC.**
[US/US]; 2030 Main Street, Suite 1500, Irvine, CA 92614
(US).

(72) Inventors: **DELONG, Mitchell, A.**; 212 Hillcrest Circle,
Chapel Hill, NC 27514 (US). **STURDIVANT, Jill, M.**;
3930 Crawford Dairy Road, Chapel Hill, NC 27516 (US).
LICHOROWIC, Cynthia, L.; 8510 Brittdale Lane, #201,
Raleigh, NC 27617 (US). **KORNILOV, Andriy**; 4816
Lakeridge Drive, Apt. 1A, Ypsilanti, MI 48197 (US).

(74) Agent: **CULLMAN, Louis, C.** et al.; K&L Gates LLP, 1
Park Plaza, Twelfth Floor, Irvine, CA 92604 (US).

(81) Designated States (unless otherwise indicated, for every
kind of national protection available): AE, AG, AL, AM,
AO, AT, AU, AZ, BA, BB, BG, BH, BN, BR, BW, BY, BZ,
CA, CH, CL, CN, CO, CR, CU, CZ, DE, DJ, DK, DM, DO,
DZ, EC, EE, EG, ES, FI, GB, GD, GE, GH, GM, GT, HN,
HR, HU, ID, IL, IN, IR, IS, JO, JP, KE, KG, KH, KN, KP,
KR, KW, KZ, LA, LC, LK, LR, LS, LU, LY, MA, MD, ME,
MG, MK, MN, MW, MX, MY, MZ, NA, NG, NI, NO, NZ,
OM, PA, PE, PG, PH, PL, PT, QA, RO, RS, RU, RW, SA,
SC, SD, SE, SG, SK, SL, SM, ST, SV, SY, TH, TJ, TM, TN,
TR, TT, TZ, UA, UG, US, UZ, VC, VN, ZA, ZM, ZW.

(84) Designated States (unless otherwise indicated, for every
kind of regional protection available): ARIPO (BW, GH,
GM, KE, LR, LS, MW, MZ, NA, RW, SD, SL, ST, SZ, TZ,
UG, ZM, ZW), Eurasian (AM, AZ, BY, KG, KZ, RU, TJ,
TM), European (AL, AT, BE, BG, CH, CY, CZ, DE, DK,
EE, ES, FI, FR, GB, GR, HR, HU, IE, IS, IT, LT, LU, LV,
MC, MK, MT, NL, NO, PL, PT, RO, RS, SE, SI, SK, SM,
TR), OAPI (BF, BJ, CF, CG, CI, CM, GA, GN, GQ, GW,
KM, ML, MR, NE, SN, TD, TG).

Published:

- with international search report (Art. 21(3))
- before the expiration of the time limit for amending the
claims and to be republished in the event of receipt of
amendments (Rule 48.2(h))
- with sequence listing part of description (Rule 5.2(a))

(54) Title: **ARYL CYCLOPROPYL-AMINO-ISOQUINOLINYL AMIDE COMPOUNDS**

(57) Abstract: Provided herein are arylcyclopropyl amino-isoquinoline amide compounds. In particular, the disclosure provides compounds that affect the function of kinases in a cell and that are useful as therapeutic agents or with therapeutic agents. The compounds of the disclosure are useful in the treatment of a variety of diseases and conditions including eye diseases such as glaucoma, cardiovascular diseases, diseases characterized by abnormal growth, such as cancers, and inflammatory diseases. The disclosure further provides compositions containing isoquinoline amide compounds.

ARYL CYCLOPROPYL-AMINO-ISOQUINOLINYL AMIDE COMPOUNDS**SEQUENCE LISTING**

This application contains a sequence listing having the filename 1959002-00112_ST25.txt, which is 706 bytes in size, and was created on March 29, 2018. The entire content of this
5 sequence listing is herein incorporated by reference.

RELATED APPLICATIONS

This application claims priority to U.S. Provisional Patent Application No. 62/643,131, filed on March 14, 2018, and U.S. Provisional Patent Application No. 62/480,239, filed on March 31, 2017, the entire contents of each of the U.S. applications, and each of the U.S. patents and
10 each of the U.S. publications issued therefrom, are herein incorporated by reference.

FIELD OF THE INVENTION

The present disclosure relates to amino isoquinolinyl amide compounds that affect the function of kinases and other proteins in a cell and that are useful as therapeutic agents or with
15 therapeutic agents. In particular, these compounds are useful in the treatment of eye diseases such as glaucoma and retinal diseases, as anti-inflammatory agents, for the treatment of cardiovascular diseases, and for diseases characterized by abnormal growth, such as cancers.

BACKGROUND

A variety of hormones, neurotransmitters and biologically active substances control, regulate or adjust the functions of living bodies *via* specific receptors located in cell membranes. Many of
20 these receptors mediate the transmission of intracellular signals by activating guanine nucleotide-binding proteins (G proteins) to which the receptor is coupled. Such receptors are generically referred to as G-protein coupled receptors (GPCRs) and include, among others, α -adrenergic receptors, β -adrenergic receptors, opioid receptors, cannabinoid receptors and prostaglandin receptors. The biological effects of activating or inhibiting these receptors is not
25 direct, but is mediated by a host of intracellular proteins. The importance of these secondary proteins has been recognized and modulation of this class is now being investigated as intervention points in disease states. One of the most important classes of these downstream effectors is the "kinase" class.

The various kinases play important roles in the regulation of various physiological functions. For
30 example, kinases have been implicated in a number of disease states, including, but not limited to: cardiac indications such as angina pectoris, essential hypertension, myocardial infarction, supraventricular and ventricular arrhythmias, congestive heart failure, atherosclerosis, renal

failure, diabetes, respiratory indications such as asthma, chronic bronchitis, bronchospasm, emphysema, airway obstruction, upper respiratory indications such as rhinitis, seasonal allergies, inflammatory disease, inflammation in response to injury, rheumatoid arthritis. The importance of p38 MAPK inhibitors in particular as new drugs for rheumatoid arthritis is reflected by the large number of compounds that has been developed over the last years (*J. Westra and P.C. Limburg* Mini-Reviews in Medicinal Chemistry Volume 6, Number 8, August 2006). Other conditions include chronic inflammatory bowel disease, glaucoma, hypergastrinemia, gastrointestinal indications such as acid/peptic disorder, erosive esophagitis, gastrointestinal hypersecretion, mastocytosis, gastrointestinal reflux, peptic ulcer, Zollinger-Ellison syndrome, pain, obesity, bulimia nervosa, depression, obsessive-compulsive disorder, organ malformations (e.g., cardiac malformations), neurodegenerative diseases such as Parkinson's Disease and Alzheimer's Disease, multiple sclerosis, Epstein-Barr infection and cancer (*Nature Reviews Drug Discovery* 2002, 1: 493-502). In other disease states, the role of kinases is only now becoming clear. The retina is a complex tissue composed of multiple interconnected cell layers, highly specialized for transforming light and color into electrical signals that are perceived by the brain. Damage or death of the primary light-sensing cells, the photoreceptors, results in devastating effects on vision. Despite the identification of numerous mutations that cause inherited retinal degenerations, the cellular and molecular mechanisms leading from the primary mutations to photoreceptor apoptosis are not well understood, but may involve the wnt pathway (AS Hackam "The Wnt Signaling Pathway in Retinal Degeneration" *IUBMB Life* Volume 57, Number 6 / June 2005).

The success of the tyrosine-kinase inhibitor STI571 (Gleevec) in the treatment of chronic myelogenous leukemia (*Nature Reviews Drug Discovery* 2003, 2: 296-313) has spurred considerable efforts to develop other kinase inhibitors for the treatment of a wide range of other cancers (*Nature Reviews Cancer* 2003, 3: 650-665). The balance between the initiation and the inactivation of intracellular signals determines the intensity and duration of the response of the receptors to stimuli such as agonists. When desensitization occurs, the mediation or regulation of the physiological function mediated or regulated by the G proteins to which the receptors are coupled is reduced or prevented. For example, when agonists are administered to treat a disease or condition by activation of certain receptors, the receptors relatively quickly become desensitized from the action of the GRKs such that agonist administration may no longer result in therapeutic activation of the appropriate receptors. At that point, administration of the agonist no longer enables sufficient or effective control of or influence on the disease or condition intended to be treated.

Janus Kinases (or JAK) are a family of cytoplasmic protein tyrosine kinases. The JAK family plays a role in the cytokine-dependent regulation of proliferation and function of cells involved in immune response. Currently, there are four JAK family members are known JAK1, JAK2, JAK3,

and TYK2. The JAKs usually associate with cytokine receptors in pairs as homodimers or heterodimers. Specific cytokines are associated with specific JAK pairings. Each of the four members of the JAK family is implicated in the signaling of at least one of the cytokines associated with inflammation. Binding of cytokine to a JAK-dependent cytokine receptor induces receptor dimerization which results in phosphorylation of tyrosine residues on the JAK kinase, effecting JAK activation. Phosphorylated JAKs, in turn, bind and phosphorylate various STAT proteins which dimerize, internalize in the cell nucleus and directly modulate gene transcription, leading, among other effects, to the downstream effects associated with inflammatory disease.

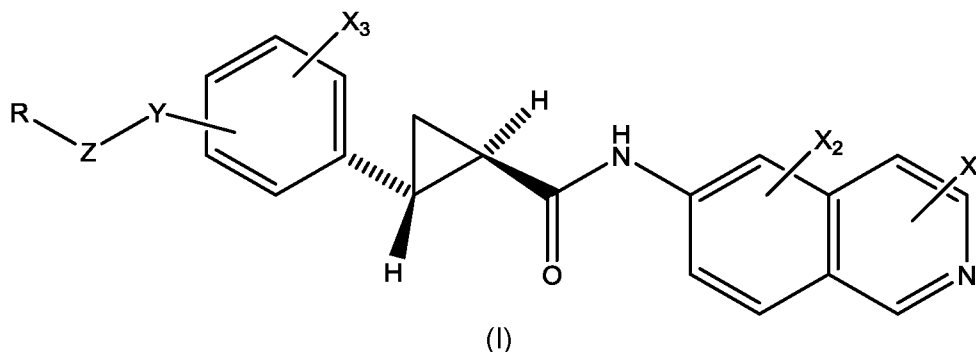
In view of the role that kinases play in many disease states, there is an urgent and continuing need for small molecule ligands which inhibit or modulate the activity of kinases. Without wishing to be bound by theory, it is thought that modulation of the activity of kinases, in particular ROCK and JAK kinases, by the compounds of the present disclosure is, at least in part, responsible for their beneficial effects.

BRIEF DESCRIPTION OF THE FIGURES

Fig. 1 shows changes (reductions) in rabbit IOP achieved *via* intracameral injection of a formulation of a (1*R*,2*R*)-*N*-(fluoroisoquinolin-6-yl)-2-(4-(pyridinylmethyl) phenyl) cyclopropane-1-carboxamide.

SUMMARY

In an aspect, the present disclosure provides a compound according to Formula (I):



or tautomers, stereoisomers and pharmaceutically acceptable salts thereof,

wherein:

X_1 , X_2 and X_3 are independently H, halogen, nitrile, hydroxyl, or C_{1-6} alkyl;

Y is $-NR^{N1}S(O)_2-$, $-NR^{N1}C(O)-$, $-O(CR^1_2)_n-$, $-NR^{N1}(CR^1_2)_m-$, $-C(O)O-$, $-OC(O)-$, $-S(O)_2-$, $-C(O)-$, $-NR^{N1}C(O)O(CR^1_2)_n-$, $-(R)O-$ C_{1-6} alkylene, aryl, or heteroaryl;

Z is a direct bond or C_{1-6} alkylene;

R is H, halogen, cyano, OR^3 , C_{1-6} alkyl, amino, cycloalkyl, heterocyclyl, aryl, or heteroaryl, carbonyl, or R may form a ring of 5 to 7 member atoms with $\text{R}^{\text{N}1}$ or R^1 , wherein the ring may contain up to 2 heteroatoms selected from N, O, and S, the ring being either saturated or unsaturated;

5 $\text{R}^{\text{N}1}$ is H or C_{1-6} alkyl, NH_2 , SO_2 -aryl, SO_2 -heteroaryl, morpholine or piperidine, or forms a ring with R;

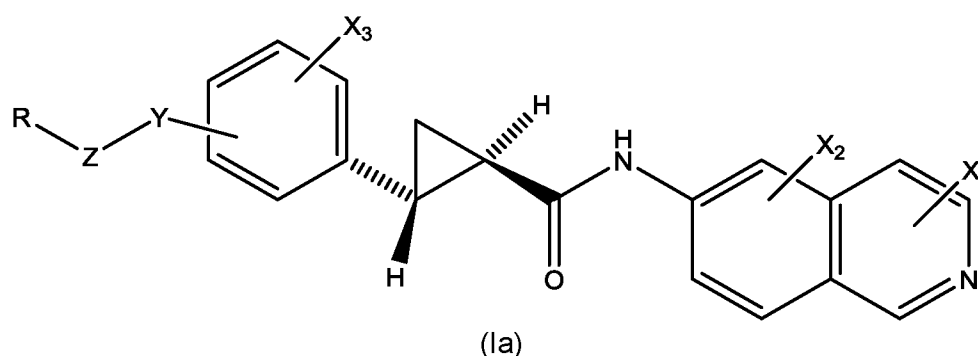
R^1 is H, F, or Me or forms a ring with R;

R^3 is H or C_{1-6} alkyl;

n is an integer from 0 to 6; and

10 m is an integer from 1 to 6.

In an aspect, the present disclosure provides a compound according to Formula (Ia):



or tautomers, stereoisomers and pharmaceutically acceptable salts thereof,

15 wherein:

X_1 , X_2 and X_3 are independently H, halogen, nitrile, hydroxyl, or C_{1-6} alkyl;

Y is $-\text{NR}^{\text{N}1}\text{S}(\text{O})_2-$, $-\text{NR}^{\text{N}1}\text{C}(\text{O})-$, $-\text{NR}^{\text{N}1}(\text{CR}^1_2)_m-$, $-\text{S}(\text{O})_2-$, $-\text{C}(\text{O})-$, $-\text{NR}^{\text{N}1}\text{C}(\text{O})\text{O}(\text{CR}^1_2)_n-$, or

C_{1-6} alkylene;

Z is a direct bond or C_{1-6} alkylene;

20 R is H, halogen, cyano, OR^3 , C_{1-6} alkyl, amino, cycloalkyl, heterocyclyl, aryl, or

heteroaryl, carbonyl, or R may form a ring of 5 to 7 member atoms with $\text{R}^{\text{N}1}$ or R^1 , wherein the ring may contain up to 2 heteroatoms selected from N, O, and S, the ring being either saturated or unsaturated;

25 $\text{R}^{\text{N}1}$ is H or C_{1-6} alkyl, NH_2 , SO_2 -aryl, SO_2 -heteroaryl, morpholine or piperidine, or forms a ring with R;

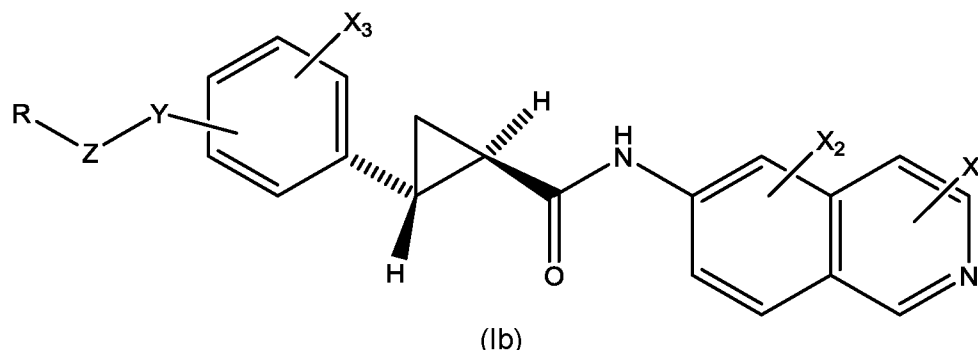
R^1 is H, F, or Me or forms a ring with R;

R^3 is H or C_{1-6} alkyl;

n is an integer from 0 to 6; and

m is an integer from 1 to 6.

In an aspect, the present disclosure provides a compound according to Formula (Ib):



5 or tautomers, stereoisomers and pharmaceutically acceptable salts thereof,

wherein:

X_1 , X_2 and X_3 are independently H, halogen, nitrile, hydroxyl, or C_{1-6} alkyl;

Y is $-NR^{N1}S(O)_2-$, $-NR^{N1}C(O)-$, $-O(CR^1_2)_n-$, $-NR^{N1}(CR^1_2)_m-$, $-C(O)O-$, $-OC(O)-$, $-S(O)_2-$, $-C(O)-$, $-NR^{N1}C(O)O(CR^1_2)_n-$, $-(R)O-$ C_{1-6} alkylene, aryl, or heteroaryl

10 Z is a direct bond or C_{1-6} alkylene;

R is halogen, cyano, OR^3 , amino, cycloalkyl, heterocyclyl, aryl, or heteroaryl, or R may form a ring of 5 to 7 member atoms with R^{N1} or R^1 , wherein the ring may contain up to 2 heteroatoms selected from N, O, and S, the ring being either saturated or unsaturated;

15 R^{N1} is H or C_{1-6} alkyl, NH_2 , SO_2 -aryl, SO_2 -heteroaryl, morpholine or piperidine, or forms a ring with R;

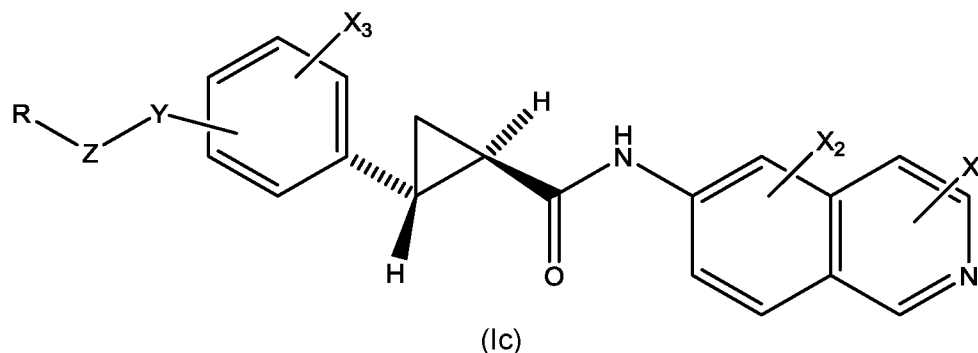
R^1 is H, F, or Me or forms a ring with R;

R^3 is H or C_{1-6} alkyl;

n is an integer from 0 to 6; and

m is an integer from 1 to 6.

20 In an aspect, the present disclosure provides a compound according to Formula (Ic):



or tautomers, stereoisomers and pharmaceutically acceptable salts thereof,

wherein:

X_1 , X_2 and X_3 are independently H, halogen, nitrile, hydroxyl, or C_{1-6} alkyl;

Y is $-NR^{N1}S(O)_2-$, $-NR^{N1}C(O)-$, $-O(CR^1_2)_n-$, $-NR^{N1}(CR^1_2)_m-$, $-C(O)O-$, $-OC(O)-$, $-S(O)_2-$, $-C(O)-$, $-NR^{N1}C(O)O(CR^1_2)_n-$, $-(R)O-$ C_{1-6} alkylene, aryl, or heteroaryl

Z is a direct bond or C_{1-6} alkylene;

- 5 R is H, halogen, cyano, OR^3 , C_{1-6} alkyl, amino, cycloalkyl, heterocyclyl, aryl, or heteroaryl, carbonyl, or R may form a ring of 5 to 7 member atoms with R^{N1} or R^1 , wherein the ring may contain up to 2 heteroatoms selected from N, O, and S, the ring being either saturated or unsaturated;

- 10 R^{N1} is H or C_{1-6} alkyl, NH_2 , SO_2 -aryl, SO_2 -heteroaryl, morpholine or piperidine, or forms a ring with R ;

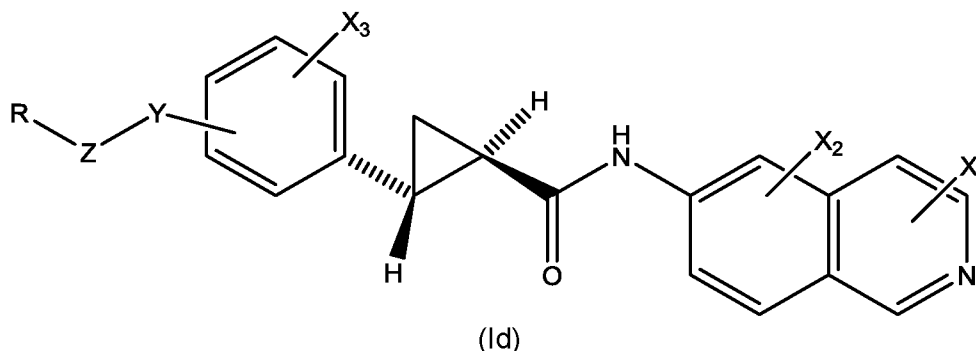
R^1 is F, or Me or forms a ring with R ;

R^3 is H or C_{1-6} alkyl;

n is an integer from 0 to 6; and

m is an integer from 1 to 6.

- 15 In an aspect, the present disclosure provides a compound according to Formula (Id):



or tautomers, stereoisomers and pharmaceutically acceptable salts thereof,

wherein:

- 20 X_1 , X_2 and X_3 are independently H, halogen, nitrile, hydroxyl, or C_{1-6} alkyl;

Y is $-NR^{N1}S(O)_2-$, $-NR^{N1}C(O)-$, $-O(CR^1_2)_n-$, $-NR^{N1}(CR^1_2)_m-$, $-C(O)O-$, $-OC(O)-$, $-S(O)_2-$, $-C(O)-$, $-NR^{N1}C(O)O(CR^1_2)_n-$, $-(R)O-$ C_{1-6} alkylene, aryl, or heteroaryl

Z is a direct bond or C_{1-6} alkylene;

- 25 R is H, halogen, cyano, OR^3 , C_{1-6} alkyl, amino, cycloalkyl, heterocyclyl, aryl, or heteroaryl, carbonyl, or R may form a ring of 5 to 7 member atoms with R^{N1} or R^1 , wherein the ring may contain up to 2 heteroatoms selected from N, O, and S, the ring being either saturated or unsaturated;

R^{N1} is H or C_{1-6} alkyl, NH_2 , SO_2 -aryl, SO_2 -heteroaryl, morpholine or piperidine, or forms a ring with R;

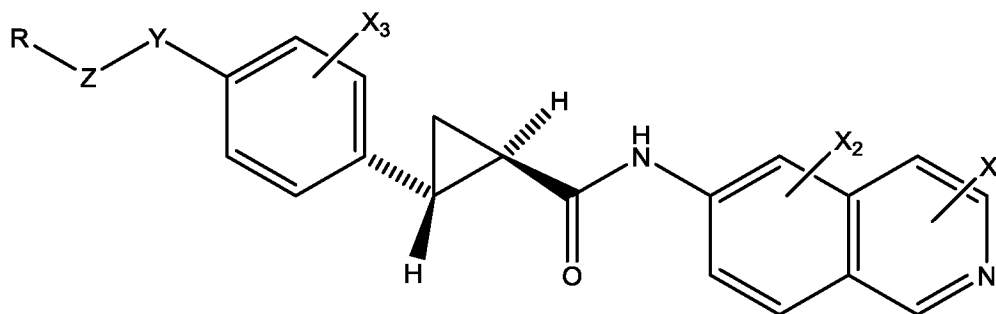
R^1 is H, F, or Me or forms a ring with R;

R^3 is H or C_{1-6} alkyl;

5 n is 2, 3, 4, 5, or 6; and

m is an integer from 1 to 6.

In an aspect, the present disclosure provides a compound is a compound of Formula (II):



(II)

10 or tautomers, stereoisomers and pharmaceutically acceptable salts thereof,

wherein:

X_1 , X_2 and X_3 are independently H, halogen, nitrile, hydroxyl, or C_{1-6} alkyl;

Y is $-NR^{N1}S(O)_2-$, $-NR^{N1}C(O)-$, $-O(CR^1_2)_n-$, $-NR^{N1}(CR^1_2)_m-$, $-C(O)O-$, $-OC(O)-$, $-S(O)_2-$, $-C(O)-$, $-NR^{N1}C(O)O(CR^1_2)_n-$, C_{1-6} alkylene alkylene, aryl, or heteroaryl

15 Z is a direct bond or C_{1-6} alkylene;

R is H, halogen, cyano, OR^3 , C_{1-6} alkyl, amino, cycloalkyl, heterocyclyl, aryl, or heteroaryl, or R may form a ring of 5 to 7 member atoms with R^{N1} or R^1 , wherein the ring may contain up to 2 heteroatoms selected from N, O, and S, the ring being either saturated or unsaturated;

20 R^{N1} is H or C_{1-6} alkyl or forms a ring with R;

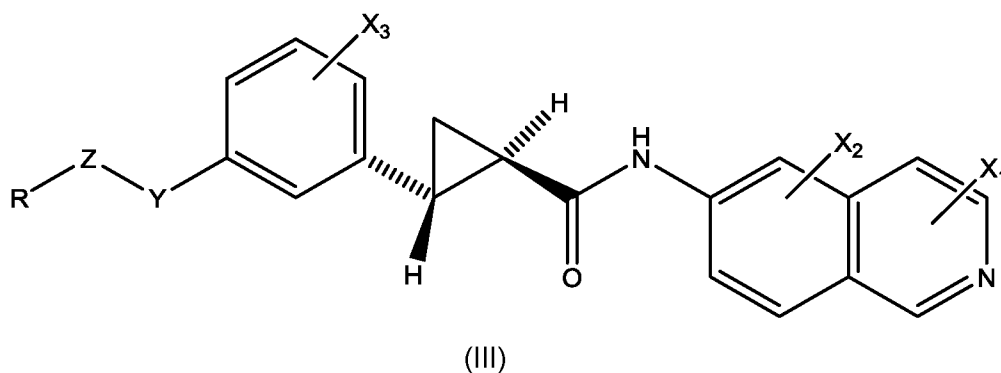
R^1 is H, F, or Me or forms a ring with R;

R^3 is H or C_{1-6} alkyl;

n is an integer from 0 to 6; and

m is an integer from 1 to 6.

25 In an aspect, the present disclosure provides a compound is a compound of Formula (III):

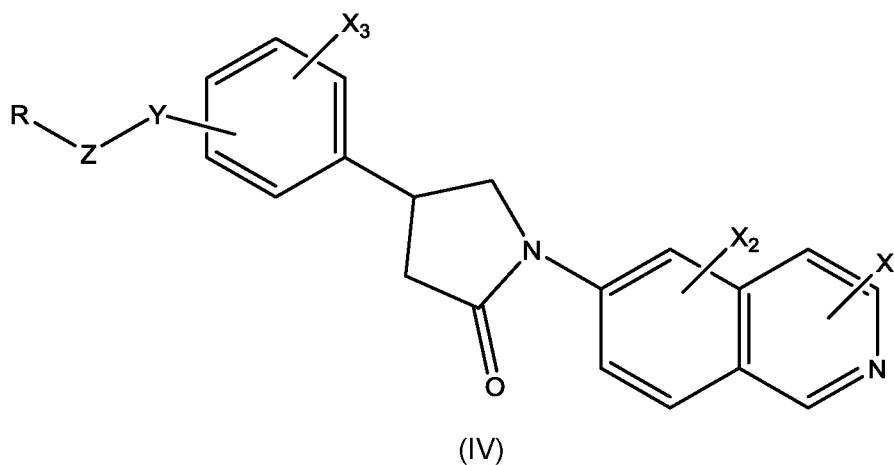


or tautomers, stereoisomers and pharmaceutically acceptable salts thereof,

wherein:

- 5 X_1 , X_2 and X_3 are independently H, halogen, nitrile, hydroxyl, or C_{1-6} alkyl;
- Y is $-NR^{N1}S(O)_2-$, $-NR^{N1}C(O)-$, $-O(CR^1_2)_n-$, $-NR^{N1}(CR^1_2)_m-$, $-C(O)O-$, $-OC(O)-$, $-S(O)_2-$, $-C(O)-$, $-NR^{N1}C(O)O(CR^1_2)_n-$, C_{1-6} alkylene, aryl, or heteroaryl
- Z is a direct bond or C_{1-6} alkylene;
- R is H, halogen, cyano, OR^3 , C_{1-6} alkyl, amino, cycloalkyl, heterocyclyl, aryl, or
- 10 heteroaryl, or R may form a ring of 5 to 7 member atoms with R^{N1} or R^1 , wherein the ring may contain up to 2 heteroatoms selected from N, O, and S, the ring being either saturated or unsaturated;
- R^{N1} is H or C_{1-6} alkyl or forms a ring with R ;
- R^1 is H, F, or Me or forms a ring with R ;
- 15 R^3 is H or C_{1-6} alkyl;
- n is an integer from 0 to 6; and
- m is an integer from 1 to 6.

In an aspect, the present disclosure provides a compound according to Formula (IV):



or tautomers, stereoisomers and pharmaceutically acceptable salts thereof,

wherein:

X_1 , X_2 and X_3 are independently H, halogen, nitrile, hydroxyl, or C_{1-6} alkyl;

Y is $-NR^{N1}S(O)_2-$, $-NR^{N1}C(O)-$, $-O(CR^1_2)_n-$, $-NR^{N1}(CR^1_2)_m-$, $-C(O)O-$, $-OC(O)-$, $-S(O)_2-$, -

5 $C(O)-$, $-NR^{N1}C(O)O(CR^1_2)_n-$, C_{1-6} alkylene, alkylene, aryl, or heteroaryl

Z is a direct bond or C_{1-6} alkylene;

R is H, halogen, cyano, OR^3 , C_{1-6} alkyl, amino, cycloalkyl, heterocyclyl, aryl, or heteroaryl, or R may form a ring of 5 to 7 member atoms with R^{N1} or R^1 , wherein the ring may contain up to 2 heteroatoms selected from N, O, and S, the ring being either saturated or

10 unsaturated;

R^{N1} is H or C_{1-6} alkyl or forms a ring with R;

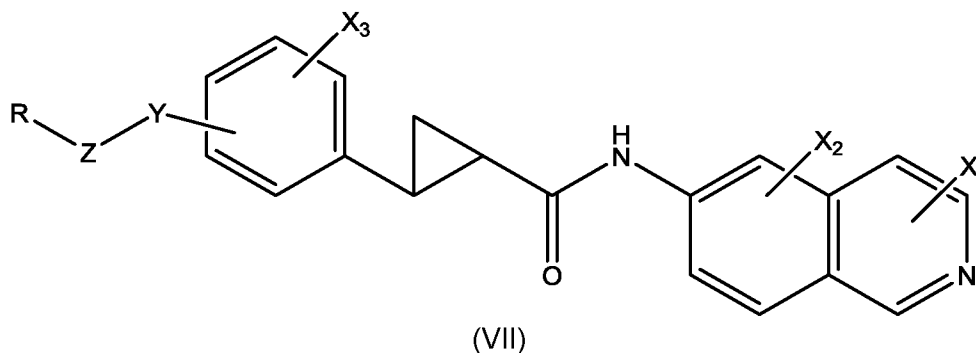
R^1 is H, F, or Me or forms a ring with R;

R^3 is H or C_{1-6} alkyl;

n is an integer from 0 to 6; and

15 m is an integer from 1 to 6.

In an aspect, the present disclosure provides a compound according to Formula (VII):



20 or tautomers, stereoisomers and pharmaceutically acceptable salts thereof,

wherein:

X_1 , X_2 and X_3 are independently H, halogen, nitrile, hydroxyl, or C_{1-6} alkyl;

Y is $-NR^{N1}S(O)_2-$;

Z is a direct bond or C_{1-6} alkylene;

25 R is H, halogen, cyano, OR^3 , C_{1-6} alkyl, amino, cycloalkyl, heterocyclaryl, or heteroaryl, or R may form a ring of 5 to 7 member atoms with R^{N1} or R^1 , wherein the ring may contain up to 2 heteroatoms selected from N, O, and S, the ring being either saturated or unsaturated;

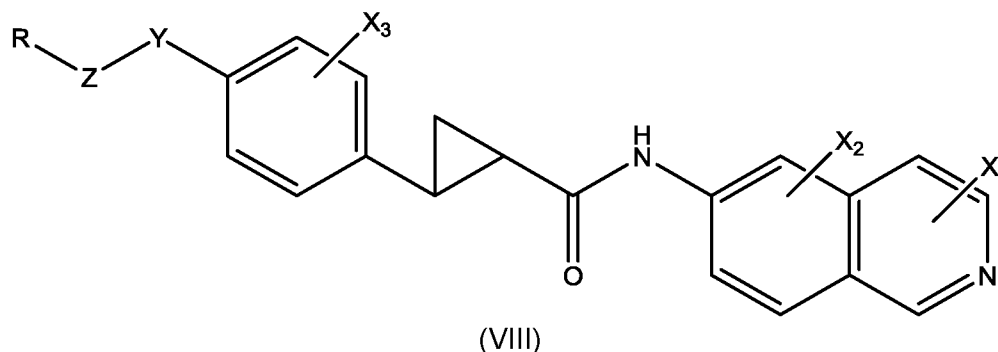
R^{N1} is H or C_{1-6} alkyl or forms a ring with R;

R^1 is H, F, or Me or forms a ring with R; R^3 is H or C_{1-6} alkyl;

n is an integer from 0 to 6; and

m is an integer from 1 to 6.

5 In an aspect, the present disclosure provides a compound according to Formula (VIII):



or tautomers, stereoisomers and pharmaceutically acceptable salts thereof,

wherein:

10 X_1 , X_2 and X_3 are independently H, halogen, nitrile, hydroxyl, or C_{1-6} alkyl;

Y is $-NR^{N1}S(O)_2-$;

Z is a direct bond or C_{1-6} alkylene;

R is H, halogen, cyano, OR^3 , C_{1-6} alkyl, amino, cycloalkyl, heterocycyl, aryl, or heteroaryl, or R may form a ring of 5 to 7 member atoms with R^{N1} or R^1 , wherein the ring may
 15 contain up to 2 heteroatoms selected from N, O, and S, the ring being either saturated or unsaturated;

R^{N1} is H or C_{1-6} alkyl or forms a ring with R;

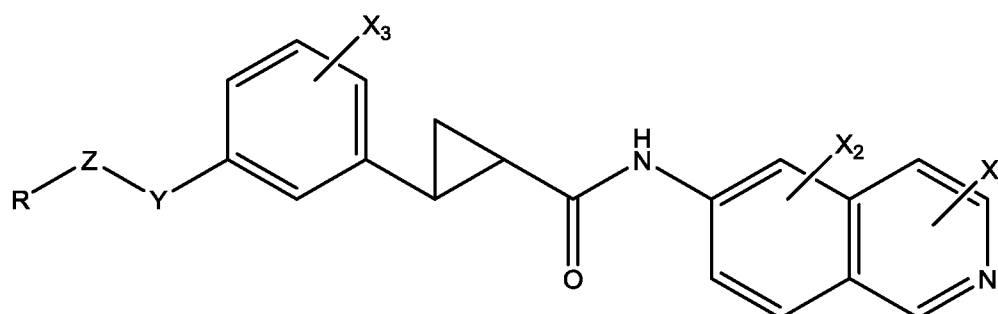
R^1 is H, F, or Me or forms a ring with R;

R^3 is H or C_{1-6} alkyl;

20 n is an integer from 0 to 6; and

m is an integer from 1 to 6.

In an aspect, the present disclosure provides a compound according to Formula (IX):



(IX)

or tautomers, stereoisomers and pharmaceutically acceptable salts thereof,

wherein:

X_1 , X_2 and X_3 are independently H, halogen, nitrile, hydroxyl, or C_{1-6} alkyl;

5 Y is $-NR^{N1}S(O)_2-$;

Z is a direct bond or C_{1-6} alkylene;

R is H, halogen, cyano, OR^3 , C_{1-6} alkyl, amino, cycloalkyl, heterocyclyl, aryl, or heteroaryl, or R may form a ring of 5 to 7 member atoms with R^{N1} or R^1 , wherein the ring may contain up to 2 heteroatoms selected from N, O, and S, the ring being either saturated or

10 unsaturated;

R^{N1} is H or C_{1-6} alkyl or forms a ring with R;

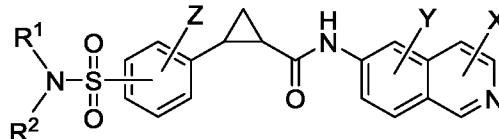
R^1 is H, F, or Me or forms a ring with R;

R^3 is H or C_{1-6} alkyl;

n is an integer from 0 to 6; and

15 m is an integer from 1 to 6.

In one aspect, provided herein are compounds of Formula (X):



(X),

or a pharmaceutically acceptable salt thereof,

20 wherein,

R^1 is H, $-C_{1-6}$ alkyl, $-C_{1-6}$ haloalkyl, aryl, heteroaryl, $-(C_{1-6}$ alkyl)-pyridinyl, $-(C_{1-6}$ alkyl)- $N(R^3)R^4$, $-(C_{1-6}$ alkyl)-heterocyclyl or heterocycloalkyl;

R^2 is H, $-C_{1-6}$ alkyl, $-C_{1-6}$ haloalkyl, aryl, heteroaryl, $-(C_{1-6}$ alkyl)-pyridinyl, $-(C_{1-6}$ alkyl)- $N(R^3)R^4$, $-(C_{1-6}$ alkyl)-heterocyclyl or heterocycloalkyl;

25 or R^1 and R^2 , together with the nitrogen to which they are attached, form a heterocyclyl;

R^3 is H, C_{1-6} alkyl or $-C_{1-6}$ haloalkyl;

R^4 is H, C_{1-6} alkyl or $-C_{1-6}$ haloalkyl;

X is H, C₁₋₆ alkyl, —C₁₋₆ haloalkyl, halogen or hydroxyl;

Y is H, C₁₋₆ alkyl, —C₁₋₆ haloalkyl, halogen or hydroxyl; and

Z is H, C₁₋₆ alkyl, —C₁₋₆ haloalkyl, halogen or hydroxyl.

In an aspect, the present disclosure provides a pharmaceutical composition comprising a compound according to the present disclosure and a pharmaceutically acceptable excipient.

In an aspect, the present disclosure provides a method of treating an ocular disorder in a subject in need of treatment, comprising administering to the subject a compound or composition according to the present disclosure.

In an aspect, the present disclosure provides a method of reducing intraocular pressure in a subject in need thereof, comprising administering to an eye of the subject a compound or composition according to the present disclosure.

In an aspect, the present disclosure provides a kit comprising a compound or composition of according to the present disclosure and instructions for use.

DETAILED DESCRIPTION

Publications and patents are referred to throughout this disclosure. All U.S. Patents cited herein are hereby incorporated by reference. All percentages, ratios, and proportions used herein are percent by weight unless otherwise specified.

Arylcyclopropyl amino-isoquinoliny amides are provided.

“Alkyl” refers to a saturated aliphatic hydrocarbon including straight chain and branched chain groups. “Alkyl” may be exemplified by groups such as methyl, ethyl, *n*-propyl, isopropyl, *n*-butyl and the like. Alkyl groups may be substituted or unsubstituted. More than one substituent may be present. Substituents may also be themselves substituted. When substituted, the substituent group is preferably but not limited to C₁-C₄ alkyl, aryl, heteroaryl, amino, thioalkyl, cyano, halogen, alkoxy or hydroxyl. “C₁-C₄ alkyl” refers to alkyl groups containing one to four carbon atoms.

“Alkenyl” refers to an unsaturated aliphatic hydrocarbon moiety including straight chain and branched chain groups. Alkenyl moieties must contain at least one alkene. “Alkenyl” may be exemplified by groups such as ethenyl, *n*-propenyl, isopropenyl, *n*-butenyl and the like. Alkenyl groups may be substituted or unsubstituted. More than one substituent may be present. When substituted, the substituent group is preferably alkyl, halogen or alkoxy. Substituents may also be themselves substituted. Substituents can be placed on the alkene itself and also on the adjacent member atoms or the alkynyl moiety. “C₂-C₄ alkenyl” refers to alkenyl groups containing two to four carbon atoms.

“Alkynyl” refers to an unsaturated aliphatic hydrocarbon moiety including straight chain and branched chain groups. Alkynyl moieties must contain at least one alkyne. “Alkynyl” may be exemplified by groups such as ethynyl, propynyl, *n*-butynyl and the like. Alkynyl groups may be substituted or unsubstituted. More than one substituent may be present. Substituents are not on the alkyne itself but on the adjacent member atoms of the alkynyl moiety. When substituted, the substituent group is preferably alkyl, amino, cyano, halogen, alkoxy or hydroxyl. Substituents may also be themselves substituted. “C₂-C₄ alkynyl” refers to alkynyl groups containing two to four carbon atoms.

“Acyl” or “carbonyl” refers to the group –C(O)R wherein R is hydrogen, alkyl, alkenyl, alkynyl, aryl, heteroaryl, carbocyclic, heterocarbocyclic, C₁-C₄ alkyl aryl or C₁-C₄ alkyl heteroaryl. C₁-C₄ alkylcarbonyl refers to a group wherein the carbonyl moiety is preceded by an alkyl chain of 1-4 carbon atoms.

“Alkoxy” refers to the group –O–R wherein R is alkyl, alkenyl, acyl, alkyl alkenyl, alkyl alkynyl, aryl, carbocyclic, heterocarbocyclic, heteroaryl, C₁-C₄ alkyl aryl or C₁-C₄ alkyl heteroaryl.

“Amino” refers to the group –NR'R' wherein each R' is, independently, hydrogen, amino, hydroxyl, alkoxy, alkyl, aryl, cycloalkyl, heterocycloalkyl, heteroaryl, C₁-C₄ alkyl aryl or C₁-C₄ alkyl heteroaryl. The two R' groups may themselves be linked to form a ring. The R' groups may themselves be further substituted, in which case the group also known as guanidiny is specifically contemplated under the term ‘amino’.

“Aryl” refers to an aromatic carbocyclic group. “Aryl” may be exemplified by phenyl. The aryl group may be substituted or unsubstituted. More than one substituent may be present. Substituents may also be themselves substituted. When substituted, the substituent group is preferably but not limited to alkyl, alkenyl, heteroaryl, acyl, carboxyl, sulfonyl, sulfonylamino, thioalkyl, trifluoromethyl, carbonylamino, amino, cyano, halogen, or hydroxyl.

“Carboxyl” refers to the group –C(=O)O–C₁-C₄ alkyl.

“Carbonyl” refers to the group –C(O)R wherein each R is, independently, hydrogen, alkyl, aryl, cycloalkyl; heterocycloalkyl; heteroaryl, C₁-C₄ alkyl aryl or C₁-C₄ alkyl heteroaryl.

“Carbonylamino” refers to the group –C(O)NR'R' wherein each R' is, independently, hydrogen, alkyl, aryl, cycloalkyl; heterocycloalkyl; heteroaryl, C₁-C₄ alkyl aryl or C₁-C₄ alkyl heteroaryl. The two R' groups may themselves be linked to form a ring.

“C₁-C₄ alkyl aryl” refers to C₁-C₄ alkyl groups having an aryl substituent such that the aryl substituent is bonded through an alkyl group. “C₁-C₄ alkyl aryl” may be exemplified by benzyl.

“C₁-C₄ alkyl heteroaryl” refers to C₁-C₄ alkyl groups having a heteroaryl substituent such that the heteroaryl substituent is bonded through an alkyl group.

“Carbocyclic group” or “cycloalkyl” means a saturated or unsaturated hydrocarbon ring. Carbocyclic groups are monocyclic, or are fused, spiro, or bridged bicyclic ring systems. Monocyclic carbocyclic groups contain 3 to 10 carbon atoms, preferably 4 to 7 carbon atoms, and more preferably 5 to 6 carbon atoms in the ring. Bicyclic carbocyclic groups contain 8 to 12 carbon atoms, preferably 9 to 10 carbon atoms in the ring. Carbocyclic groups may be substituted or unsubstituted. More than one substituent may be present. Substituents may also be themselves substituted. Suitable substituents include halogen, cyano, alkoxyl, amino, trifluoromethyl, and trifluoromethoxyl. Preferred carbocyclic groups include cyclopropyl, cyclobutyl, cyclopentyl, cyclohexyl, cyclohexenyl, and cycloheptyl. The most preferred carbocyclic groups are cyclohexyl and cyclopentyl. Carbocyclic groups are not aromatic.

“Halogen” refers to fluoro, chloro, bromo or iodo moieties. Preferably, the halogen is fluoro, chloro, or bromo.

“Heteroaryl” or “heteroaromatic” refers to a monocyclic or bicyclic aromatic carbocyclic radical having one or more heteroatoms in the carbocyclic ring. Heteroaryl may be substituted or unsubstituted. More than one substituent may be present. When substituted, the substituents may themselves be substituted. Preferred but non limiting substituents are halogen, cyano, alkoxyl, amino, trifluoromethyl, trifluoromethoxyl, aryl, C₁-C₄ alkylaryl, hydroxyl, carboxyl, carbonylamino, or C₁-C₄ alkyl. Preferred heteroaromatic groups include benzo[b]thiophenyl, pyrrolidyl, benzofuranyl, isoquinolinyl, imidazolyl, quinolinyl, cinnolinyl, tetrazoyl, triazolyl, thienyl, thiazolyl, purinyl, pyrimidyl, pyridyl, and furanyl. More preferred heteroaromatic groups include isoquinolinyl, benzo[b]thiophenyl; thienyl, furanyl, tetrazoyl, triazolyl, and pyridyl.

“Heteroatom” means a polyvalent atom other than carbon in the ring of a heterocyclic group or a heteroaromatic group or the chain of a heterogeneous group. Preferably, heteroatoms are selected from the group consisting of nitrogen, sulfur, and oxygen atoms. Groups containing more than one heteroatom may contain different heteroatoms. Halogens are monovalent and thus are not considered heteroatoms in this sense, but have their own category.

“Heterocarbocyclic group” or “heterocycloalkyl” or “heterocyclic” means a saturated or unsaturated hydrocarbon ring containing at least one heteroatom. Heterocarbocyclic groups are monocyclic, or are fused, spiro, or bridged bicyclic ring systems. Monocyclic heterocarbocyclic groups contain 3 to 10 carbon atoms, preferably 4 to 7 carbon atoms, and more preferably 5 to 6 carbon atoms in the ring. Bicyclic heterocarbocyclic groups contain 8 to 12 carbon atoms, preferably 9 to 10 carbon atoms in the ring. Heterocarbocyclic groups may be substituted or unsubstituted. More than one substituent may be present. Substituents may also be themselves substituted. Suitable substituents include halogen, nitrile, hydroxyl, alkoxyl, amino, trifluoromethyl, and trifluoromethoxyl. Preferred heterocarbocyclic groups include epoxy, tetrahydrofuranyl, azacyclopentyl (or pyrrolidyl), azacyclohexyl, piperidyl, and homopiperidyl.

More preferred heterocarbocyclic groups include pyrrolidyl, piperidyl, and homopiperidyl. The most preferred heterocarbocyclic group is piperidyl. Heterocarbocyclic groups are not aromatic.

“Hydroxy” or “hydroxyl” means a chemical entity that consists of –OH. Alcohols contain hydroxy groups. Hydroxy groups may be free or protected. An alternative name for hydroxy is hydroxyl.

5 “Linker” means a linear chain of n member atoms where n is an integer from 1 to 4.

“Member atom” means a carbon, nitrogen, oxygen or sulfur atom. Member atoms may be substituted up to their normal valence. If more than one stable valence is available for a member atom, e.g., sulfur, then all stable valences are contemplated. If substitution is not completely specified, the unspecified substituents required for valency are hydrogen.

10 “Ring” means a collection of member atoms that are cyclic. Rings may be carbocyclic, aromatic, or heterocyclic or heteroaromatic, and may be substituted or unsubstituted, and may be saturated or unsaturated. More than one substituent may be present. Ring junctions with the main chain may be fused or spirocyclic. Rings may be monocyclic or bicyclic. Rings contain at least 3 member atoms and at most 10 member atoms. Monocyclic rings may contain
15 3 to 7 member atoms and bicyclic rings may contain from 8 to 12 member atoms. Bicyclic rings themselves may be fused or spirocyclic.

“Thioalkyl” refers to the group –S–alkyl.

“Sulfonyl” refers to the –S(O)₂R' group wherein R' is alkoxy, alkyl, aryl, carbocyclic, heterocarbocyclic; heteroaryl, C₁–C₄ alkyl aryl or C₁–C₄ alkyl heteroaryl.

20 “Sulfonylamino” refers to the –S(O)₂NR'R' group wherein each R' is independently alkyl, aryl, heteroaryl, C₁–C₄ alkyl aryl or C₁–C₄ alkyl heteroaryl.

“Pharmaceutically acceptable carrier” means a carrier that is useful for the preparation of a pharmaceutical composition that is: generally compatible with the other ingredients of the composition, not deleterious to the recipient, and neither biologically nor otherwise undesirable.

25 “A pharmaceutically acceptable carrier” includes both one and more than one carrier. Embodiments include carriers for topical, ocular, parenteral, intravenous, intraperitoneal intramuscular, sublingual, nasal and oral administration. “Pharmaceutically acceptable carrier” also includes agents for preparation of aqueous dispersions and sterile powders for injection or dispersions.

30 “Excipient” as used herein includes physiologically compatible additives useful in preparation of a pharmaceutical composition. Examples of pharmaceutically acceptable carriers and excipients can for example be found in Remington Pharmaceutical Science, 16th Ed.

“Therapeutically effective amount” as used herein refers to a dosage of the compounds or compositions effective for influencing, reducing or inhibiting the activity of or preventing
35 activation of a kinase. This term as used herein may also refer to an amount effective at

bringing about a desired *in vivo* effect in an animal, preferably, a human, such as reduction in intraocular pressure.

“Administering” as used herein refers to administration of the compounds as needed to achieve the desired effect.

- 5 “Eye disease” as used herein includes, but is not limited to, glaucoma, allergy, cancers of the eye, neurodegenerative diseases of the eye, such as diabetic eye disease, macular degeneration (AMD), inflammation, and dry eye.

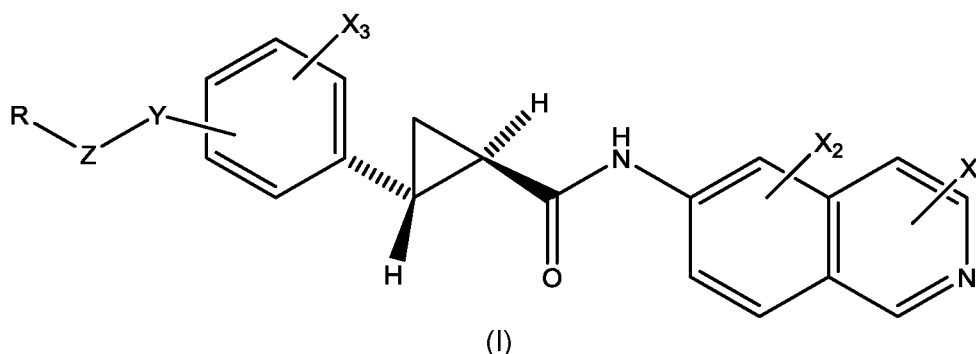
The term “disease or condition associated with kinase activity” is used to mean a disease or condition treatable, in whole or in part, by inhibition of one or more kinases.

- 10 The term “controlling the disease or condition” is used to mean changing the activity of one or more kinases to affect the disease or condition.

The term “contacting a cell” is used to mean contacting a cell *in vitro* or *in vivo* i.e. in a subject, such as a mammal, including humans, rabbits, cats and dogs.

Compounds

- 15 In an aspect, the compound according to Formula (I) is provided:



or tautomers, stereoisomers and pharmaceutically acceptable salts thereof,

wherein:

- 20 X_1 , X_2 and X_3 are independently H, halogen, nitrile, hydroxyl, or C_{1-6} alkyl;
 Y is $-NR^{N1}S(O)_2-$, $-NR^{N1}C(O)-$, $-O(CR^1_2)_n-$, $-NR^{N1}(CR^1_2)_m-$, $-C(O)O-$, $-OC(O)-$, $-S(O)_2-$, $-C(O)-$, $-NR^{N1}C(O)O-$, C_{1-6} alkylene, aryl, or heteroaryl;
 Z is a direct bond or C_{1-6} alkylene;
 25 R is H, halogen, cyano, OR^3 , C_{1-6} alkyl, acyl, amino, cycloalkyl, heterocyclyl, aryl, or heteroaryl, or R may form a ring of 5 to 7 member atoms with R^{N1} or R^1 , wherein the ring may

contain up to 2 heteroatoms selected from N, O, and S, the ring being either saturated or unsaturated;

R^{N1} is H or C_{1-6} alkyl or forms a ring with R;

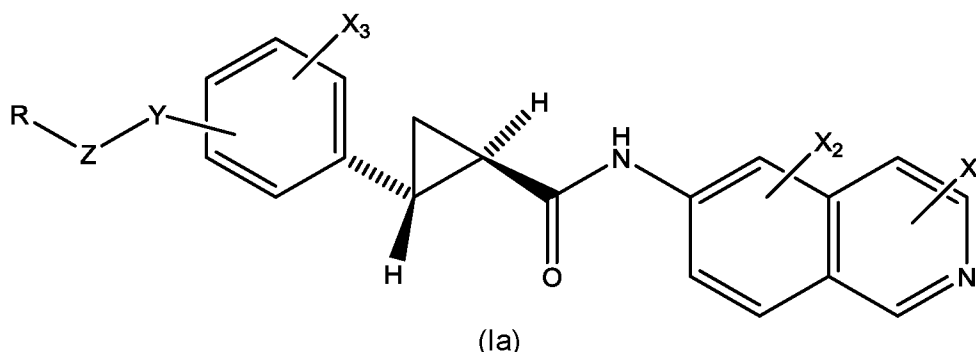
R^1 is H, F, or Me or forms a ring with R;

R^3 is H or C_{1-6} alkyl;

n is an integer from 0 to 6; and

m is an integer from 1 to 6.

In an aspect, the present disclosure provides a compound according to Formula (Ia):



or tautomers, stereoisomers and pharmaceutically acceptable salts thereof,

wherein:

X_1 , X_2 and X_3 are independently H, halogen, nitrile, hydroxyl, or C_{1-6} alkyl;

Y is $-NR^{N1}S(O)_2-$, $-NR^{N1}C(O)-$, $-NR^{N1}(CR^1_2)_m-$, $-S(O)_2-$, $-C(O)-$, $-NR^{N1}C(O)O(CR^1_2)_n-$, or

C_{1-6} alkylene;

Z is a direct bond or C_{1-6} alkylene;

R is H, halogen, cyano, OR^3 , C_{1-6} alkyl, amino, cycloalkyl, heterocyclyl, aryl, or heteroaryl, carbonyl, or R may form a ring of 5 to 7 member atoms with R^{N1} or R^1 , wherein the ring may contain up to 2 heteroatoms selected from N, O, and S, the ring being either saturated or unsaturated;

R^{N1} is H or C_{1-6} alkyl, NH_2 , SO_2 -aryl, SO_2 -heteroaryl, morpholine or piperidine, or forms a ring with R;

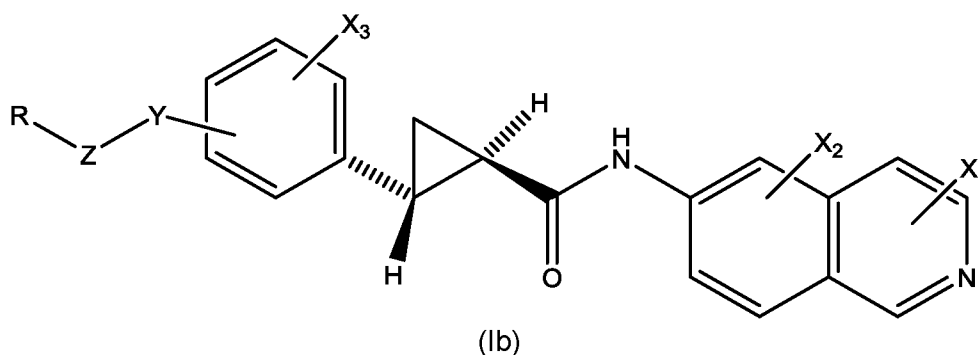
R^1 is H, F, or Me or forms a ring with R;

R^3 is H or C_{1-6} alkyl;

n is an integer from 0 to 6; and

m is an integer from 1 to 6.

In an aspect, the present disclosure provides a compound according to Formula (Ib):



or tautomers, stereoisomers and pharmaceutically acceptable salts thereof,

wherein:

5 X_1 , X_2 and X_3 are independently H, halogen, nitrile, hydroxyl, or C_{1-6} alkyl;

Y is $-NR^{N1}S(O)_2-$, $-NR^{N1}C(O)-$, $-O(CR^1_2)_n-$, $-NR^{N1}(CR^1_2)_m-$, $-C(O)O-$, $-OC(O)-$, $-S(O)_2-$, $-C(O)-$, $-NR^{N1}C(O)O(CR^1_2)_n-$, $-(R)O-$ C_{1-6} alkylene, aryl, or heteroaryl

Z is a direct bond or C_{1-6} alkylene;

R is halogen, cyano, OR^3 , amino, cycloalkyl, heterocyclyl, aryl, or heteroaryl, or R may
 10 form a ring of 5 to 7 member atoms with R^{N1} or R^1 , wherein the ring may contain up to 2
 heteroatoms selected from N, O, and S, the ring being either saturated or unsaturated;

R^{N1} is H or C_{1-6} alkyl, NH_2 , SO_2 -aryl, SO_2 -heteroaryl, morpholine or piperidine, or forms a
 ring with R ;

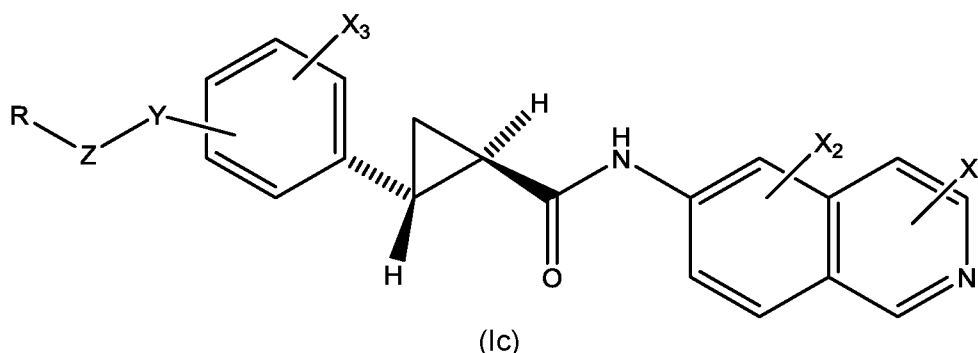
R^1 is H, F, or Me or forms a ring with R ;

15 R^3 is H or C_{1-6} alkyl;

n is an integer from 0 to 6; and

m is an integer from 1 to 6.

In an aspect, the present disclosure provides a compound according to Formula (lc):



or tautomers, stereoisomers and pharmaceutically acceptable salts thereof,

wherein:

X_1 , X_2 and X_3 are independently H, halogen, nitrile, hydroxyl, or C_{1-6} alkyl;

Y is $-\text{NR}^{\text{N1}}\text{S}(\text{O})_2-$, $-\text{NR}^{\text{N1}}\text{C}(\text{O})-$, $-\text{O}(\text{CR}^1_2)_n-$, $-\text{NR}^{\text{N1}}(\text{CR}^1_2)_m-$, $-\text{C}(\text{O})\text{O}-$, $-\text{OC}(\text{O})-$, $-\text{S}(\text{O})_2-$, $-\text{C}(\text{O})-$, $-\text{NR}^{\text{N1}}\text{C}(\text{O})\text{O}(\text{CR}^1_2)_n-$, $-(\text{R})\text{O}-$ C_{1-6} alkylene, aryl, or heteroaryl

Z is a direct bond or C_{1-6} alkylene;

R is H, halogen, cyano, OR^3 , C_{1-6} alkyl, amino, cycloalkyl, heterocyclyl, aryl, or

heteroaryl, carbonyl, or R may form a ring of 5 to 7 member atoms with R^{N1} or R^1 , wherein the ring may contain up to 2 heteroatoms selected from N, O, and S, the ring being either saturated or unsaturated;

R^{N1} is H or C_{1-6} alkyl, NH_2 , SO_2 -aryl, SO_2 -heteroaryl, morpholine or piperidine, or forms a ring with R;

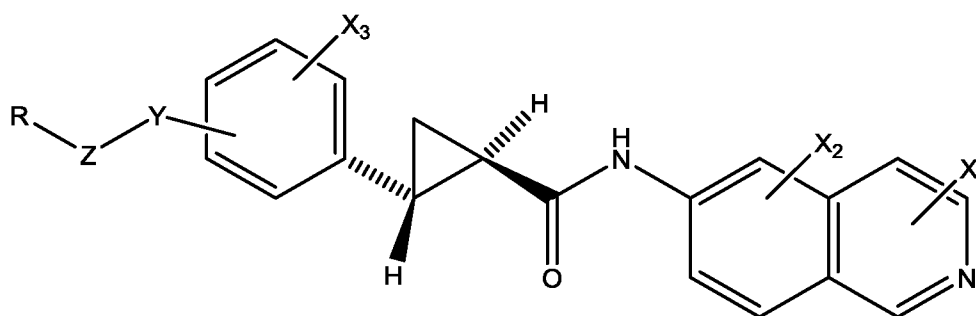
R^1 is F, or Me or forms a ring with R;

R^3 is H or C_{1-6} alkyl;

n is an integer from 0 to 6; and

m is an integer from 1 to 6.

In an aspect, the present disclosure provides a compound according to Formula (Id):



(Id)

or tautomers, stereoisomers and pharmaceutically acceptable salts thereof,

wherein:

X_1 , X_2 and X_3 are independently H, halogen, nitrile, hydroxyl, or C_{1-6} alkyl;

Y is $-\text{NR}^{\text{N1}}\text{S}(\text{O})_2-$, $-\text{NR}^{\text{N1}}\text{C}(\text{O})-$, $-\text{O}(\text{CR}^1_2)_n-$, $-\text{NR}^{\text{N1}}(\text{CR}^1_2)_m-$, $-\text{C}(\text{O})\text{O}-$, $-\text{OC}(\text{O})-$, $-\text{S}(\text{O})_2-$, $-\text{C}(\text{O})-$, $-\text{NR}^{\text{N1}}\text{C}(\text{O})\text{O}(\text{CR}^1_2)_n-$, $-(\text{R})\text{O}-$ C_{1-6} alkylene, aryl, or heteroaryl

Z is a direct bond or C_{1-6} alkylene;

R is H, halogen, cyano, OR^3 , C_{1-6} alkyl, amino, cycloalkyl, heterocyclyl, aryl, or

heteroaryl, carbonyl, or R may form a ring of 5 to 7 member atoms with R^{N1} or R^1 , wherein the

ring may contain up to 2 heteroatoms selected from N, O, and S, the ring being either saturated or unsaturated;

R^{N1} is H or C_{1-6} alkyl, NH_2 , SO_2 -aryl, SO_2 -heteroaryl, morpholine or piperidine, or forms a ring with R;

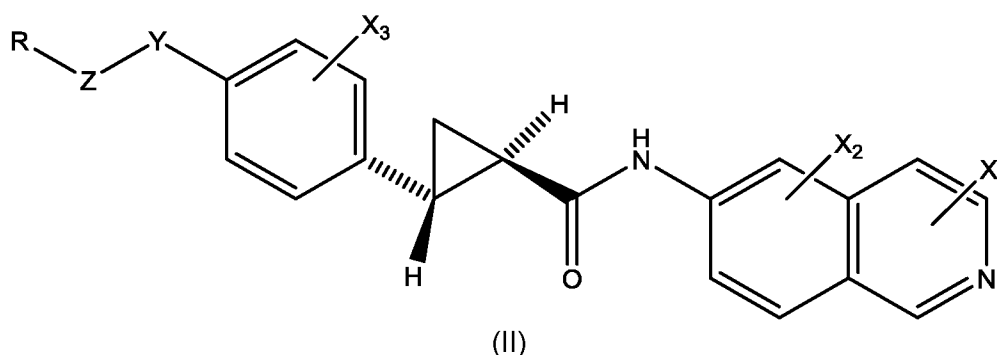
R^1 is H, F, or Me or forms a ring with R;

R^3 is H or C_{1-6} alkyl;

5 n is 2, 3, 4, 5, or 6; and

m is an integer from 1 to 6.

In an aspect, the compound according to Formula (II) is provided:



10 or tautomers, stereoisomers and pharmaceutically acceptable salts thereof,

wherein:

X_1 , X_2 and X_3 are independently H, halogen, nitrile, hydroxyl, or C_{1-6} alkyl;

Y is $-NR^{N1}S(O)_2-$, $-NR^{N1}C(O)-$, $-O(CR^1_2)_n-$, $-NR^{N1}(CR^1_2)_m-$, $-C(O)O-$, $-OC(O)-$, $-S(O)_2-$, $-C(O)-$, $-NR^{N1}C(O)O-$, C_{1-6} alkylene, aryl, or heteroaryl;

15

Z is a direct bond or C_{1-6} alkylene;

R is H, halogen, cyano, OR^3 , C_{1-6} alkyl, amino, cycloalkyl, heterocyclyl, aryl, or heteroaryl, or R may form a ring of 5 to 7 member atoms with R^{N1} or R^1 , wherein the ring may contain up to 2 heteroatoms selected from N, O, and S, the ring being either saturated or

20 unsaturated;

R^{N1} is H or C_{1-6} alkyl or forms a ring with R;

R^1 is H, F, or Me or forms a ring with R;

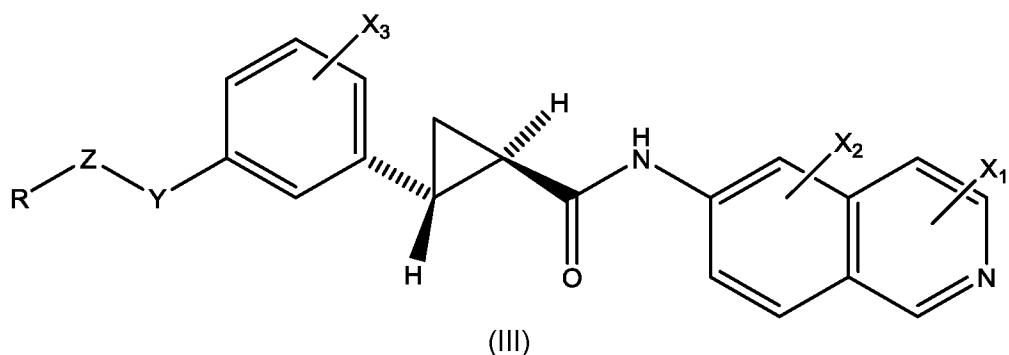
R^3 is H or C_{1-6} alkyl;

n is an integer from 0 to 6; and

25

m is an integer from 1 to 6.

In an aspect, the compound according to Formula (III) is provided:



or tautomers, stereoisomers and pharmaceutically acceptable salts thereof,

wherein:

5 X_1 , X_2 and X_3 are independently H, halogen, nitrile, hydroxyl, or C_{1-6} alkyl;

Y is $-\text{NR}^{\text{N1}}\text{S}(\text{O})_2-$, $-\text{NR}^{\text{N1}}\text{C}(\text{O})-$, $-\text{O}(\text{CR}^1_2)_n-$, $-\text{NR}^{\text{N1}}(\text{CR}^1_2)_m-$, $-\text{C}(\text{O})\text{O}-$, $-\text{OC}(\text{O})-$, $-\text{S}(\text{O})_2-$, $-\text{C}(\text{O})-$, $-\text{NR}^{\text{N1}}\text{C}(\text{O})\text{O}-$, C_{1-6} alkylene, aryl, or heteroaryl,

Z is a direct bond or C₁₋₆ alkylene;

10 R is H, halogen, cyano, OR³, C₁₋₆ alkyl, amino, cycloalkyl, heterocyclyl, aryl, or heteroaryl, or R may form a ring of 5 to 7 member atoms with R^{N1} or R¹, wherein the ring may contain up to 2 heteroatoms selected from N, O, and S, the ring being either saturated or unsaturated:

R^{N1} is H or C₁₋₆ alkyl or forms a ring with R;

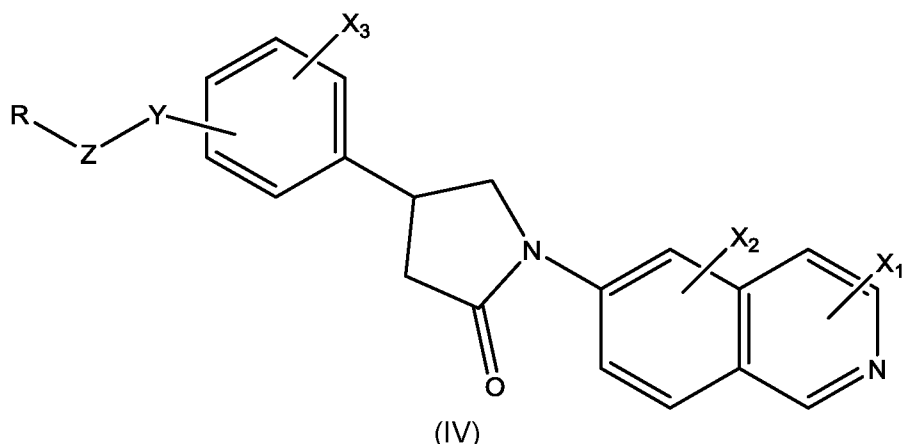
15 R¹ is H, F, or Me or forms a ring with R;

R³ is H or C₁₋₆ alkyl;

n is an integer from 0 to 6; and

m is an integer from 1 to 6.

In an aspect, the compound according to Formula (IV) is provided:



or tautomers, stereoisomers and pharmaceutically acceptable salts thereof,

wherein:

X_1 , X_2 and X_3 are independently H, halogen, nitrile, hydroxyl, or C_{1-6} alkyl;

Y is $-NR^{N1}S(O)_2-$, $-NR^{N1}C(O)-$, $-O(CR^1_2)_n-$, $-NR^{N1}(CR^1_2)_m-$, $-C(O)O-$, $-OC(O)-$, $-S(O)_2-$, $-C(O)-$, $-NR^{N1}C(O)O-$, C_{1-6} alkylene, aryl, or heteroaryl;

5

Z is a direct bond or C_{1-6} alkylene;

R is H, halogen, cyano, OR^3 , C_{1-6} alkyl, amino, cycloalkyl, heterocyclyl, aryl, or heteroaryl, or R may form a ring of 5 to 7 member atoms with R^{N1} or R^1 , wherein the ring may contain up to 2 heteroatoms selected from N, O, and S, the ring being either saturated or

10 unsaturated;

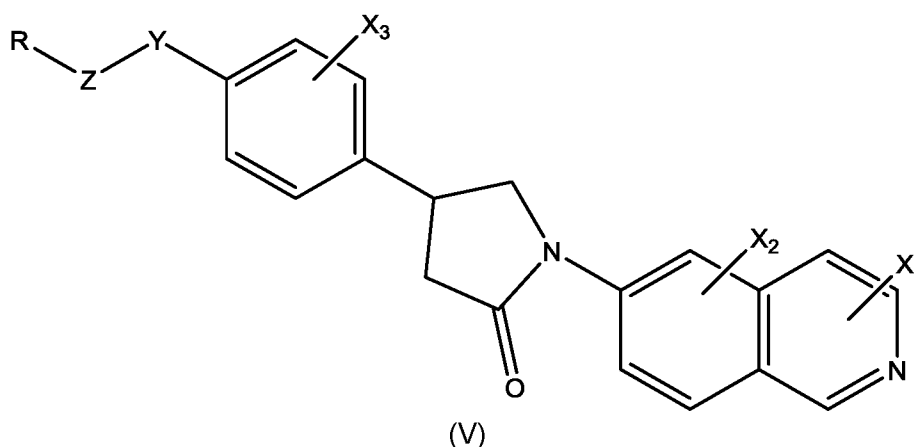
R^{N1} is H or C_{1-6} alkyl or forms a ring with R ;

R^1 is H, F, or Me or forms a ring with R ; R^3 is H or C_{1-6} alkyl;

n is an integer from 0 to 6; and

m is an integer from 1 to 6.

15 In an aspect, the compound according to Formula (V) is provided:



or tautomers, stereoisomers and pharmaceutically acceptable salts thereof,

wherein:

20

X_1 , X_2 and X_3 are independently H, halogen, nitrile, hydroxyl, or C_{1-6} alkyl;

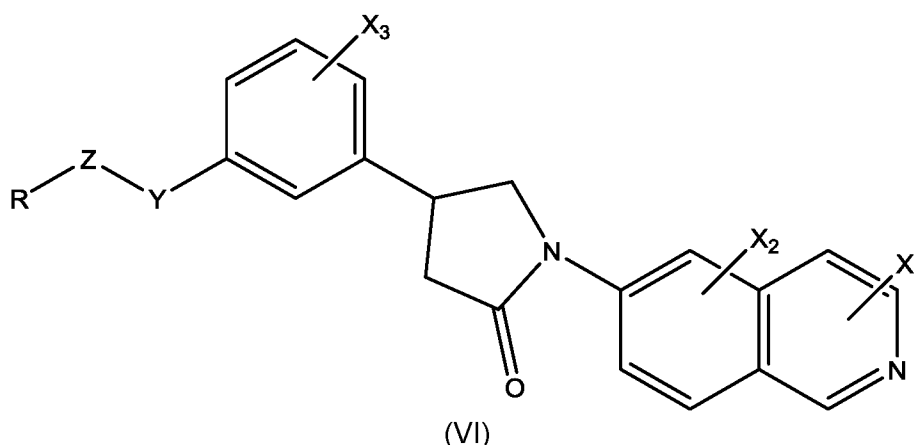
Y is $-NR^{N1}S(O)_2-$, $-NR^{N1}C(O)-$, $-O(CR^1_2)_n-$, $-NR^{N1}(CR^1_2)_m-$, $-C(O)O-$, $-OC(O)-$, $-S(O)_2-$, $-C(O)-$, $-NR^{N1}C(O)O-$, C_{1-6} alkylene, aryl, or heteroaryl

Z is a direct bond or C_{1-6} alkylene;

R is H, halogen, cyano, OR^3 , C_{1-6} alkyl, amino, cycloalkyl, heterocyclyl, aryl, or heteroaryl, or R may form a ring of 5 to 7 member atoms with R^{N1} or R^1 , wherein the ring may contain up to 2 heteroatoms selected from N, O, and S, the ring being either saturated or unsaturated;

- 5 R^{N1} is H or C_{1-6} alkyl or forms a ring with R;
 R^1 is H, F, or Me or forms a ring with R;
 R^3 is H or C_{1-6} alkyl;
n is an integer from 0 to 6; and
m is an integer from 1 to 6.

- 10 In an aspect, the compound according to Formula (VI) is provided:



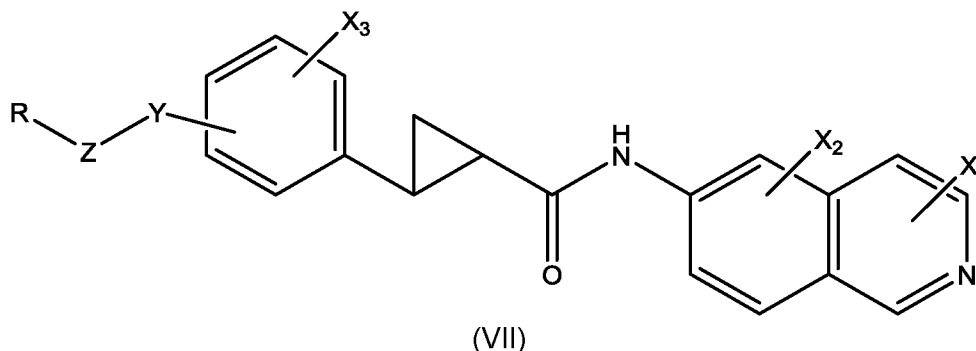
or tautomers, stereoisomers and pharmaceutically acceptable salts thereof,

wherein:

- 15 X_1 , X_2 and X_3 are independently H, halogen, nitrile, hydroxyl, or C_{1-6} alkyl;
Y is $-NR^{N1}S(O)_2-$, $-NR^{N1}C(O)-$, $-O(CR^1_2)_n-$, $-NR^{N1}(CR^1_2)_m-$, $-C(O)O-$, $-OC(O)-$, $-S(O)_2-$, $-C(O)-$, $-NR^{N1}C(O)O-$, C_{1-6} alkylene, aryl, or heteroaryl
Z is a direct bond or C_{1-6} alkylene;
R is H, halogen, cyano, OR^3 , C_{1-6} alkyl, amino, cycloalkyl, heterocyclyl, aryl, or
20 heteroaryl, or R may form a ring of 5 to 7 member atoms with R^{N1} or R^1 , wherein the ring may contain up to 2 heteroatoms selected from N, O, and S, the ring being either saturated or unsaturated;
 R^{N1} is H or C_{1-6} alkyl or forms a ring with R;
 R^1 is H, F, or Me or forms a ring with R;
25 R^3 is H or C_{1-6} alkyl;
n is an integer from 0 to 6; and

m is an integer from 1 to 6.

In an aspect, the compound according to Formula (VII) is provided:



5 or tautomers, stereoisomers and pharmaceutically acceptable salts thereof,

wherein:

X_1 , X_2 and X_3 are independently H, halogen, nitrile, hydroxyl, or C_{1-6} alkyl;

Y is $-NR^{N1}S(O)_2-$, $-NR^{N1}C(O)-$, $-O(CR^1_2)_n-$, $-NR^{N1}(CR^1_2)_m-$, $-C(O)O-$, $-OC(O)-$, $-S(O)_2-$, $-C(O)-$, $-NR^{N1}C(O)O-$, C_{1-6} alkylene, aryl, or heteroaryl

10 Z is a direct bond or C_{1-6} alkylene;

R is H, halogen, cyano, OR^3 , C_{1-6} alkyl, amino, cycloalkyl, heterocyclyl, aryl, or heteroaryl, or R may form a ring of 5 to 7 member atoms with R^{N1} or R^1 , wherein the ring may contain up to 2 heteroatoms selected from N, O, and S, the ring being either saturated or unsaturated;

15 R^{N1} is H or C_{1-6} alkyl or forms a ring with R;

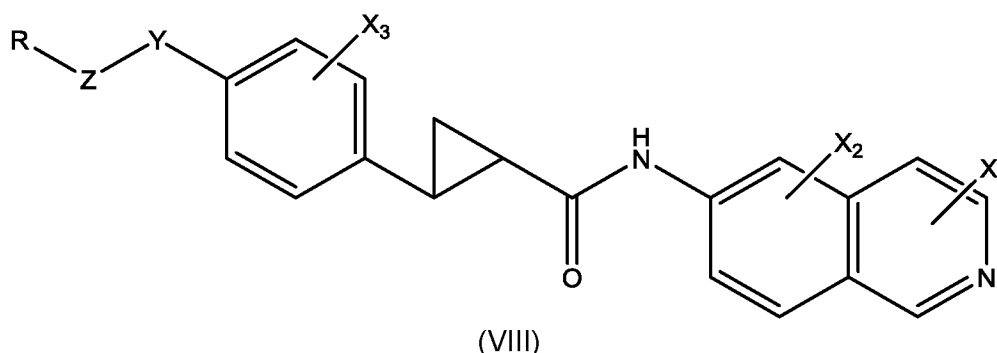
R^1 is H, F, or Me or forms a ring with R;

R^3 is H or C_{1-6} alkyl;

n is an integer from 0 to 6; and

m is an integer from 1 to 6.

20 In an aspect, the compound according to Formula (VIII) is provided:



or tautomers, stereoisomers and pharmaceutically acceptable salts thereof,

wherein:

X_1 , X_2 and X_3 are independently H, halogen, nitrile, hydroxyl, or C_{1-6} alkyl;

Y is $-NR^{N1}S(O)_2-$, $-NR^{N1}C(O)-$, $-O(CR^1_2)_n-$, $-NR^{N1}(CR^1_2)_m-$, $-C(O)O-$, $-OC(O)-$, $-S(O)_2-$, $-C(O)-$, $-NR^{N1}C(O)O-$, C_{1-6} alkylene, aryl, or heteroaryl

5

Z is a direct bond or C_{1-6} alkylene;

R is H, halogen, cyano, OR^3 , C_{1-6} alkyl, amino, cycloalkyl, heterocyclyl, aryl, or heteroaryl, or R may form a ring of 5 to 7 member atoms with R^{N1} or R^1 , wherein the ring may contain up to 2 heteroatoms selected from N, O, and S, the ring being either saturated or

10 unsaturated;

R^{N1} is H or C_{1-6} alkyl or forms a ring with R;

R^1 is H, F, or Me or forms a ring with R;

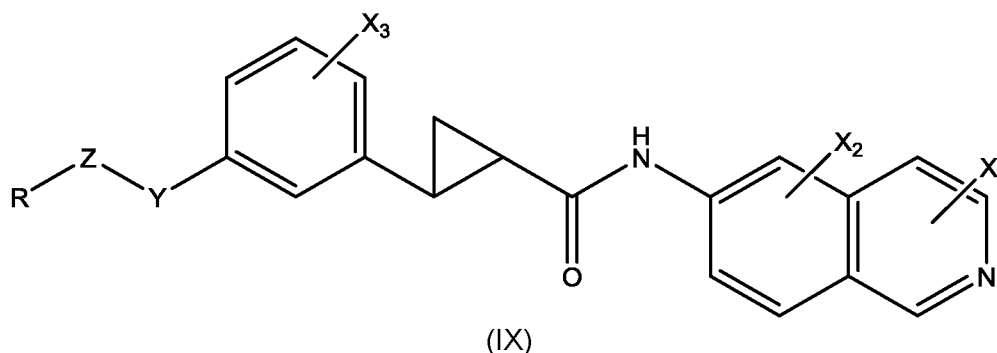
R^3 is H or C_{1-6} alkyl;

n is an integer from 0 to 6; and

15

m is an integer from 1 to 6.

In an aspect, the compound according to Formula (IX) is provided:



or tautomers, stereoisomers and pharmaceutically acceptable salts thereof,

20

wherein:

X_1 , X_2 and X_3 are independently H, halogen, nitrile, hydroxyl, or C_{1-6} alkyl;

Y is $-NR^{N1}S(O)_2-$, $-NR^{N1}C(O)-$, $-O(CR^1_2)_n-$, $-NR^{N1}(CR^1_2)_m-$, $-C(O)O-$, $-OC(O)-$, $-S(O)_2-$, $-C(O)-$, $-NR^{N1}C(O)O-$, C_{1-6} alkylene, aryl, or heteroaryl;

Z is a direct bond or C_{1-6} alkylene;

25

R is H, halogen, cyano, OR^3 , C_{1-6} alkyl, amino, cycloalkyl, heterocyclyl, aryl, or heteroaryl, or R may form a ring of 5 to 7 member atoms with R^{N1} or R^1 , wherein the ring may

contain up to 2 heteroatoms selected from N, O, and S, the ring being either saturated or unsaturated;

R^{N1} is H or C_{1-6} alkyl or forms a ring with R;

R^1 is H, F, or Me or forms a ring with R;

5 R^3 is H or C_{1-6} alkyl;

n is an integer from 0 to 6; and

m is an integer from 1 to 6.

In embodiments for Formulas (I)-(IX), one or more of X^1 , X^2 , and X^3 are hydrogen. In embodiments for Formulas (I)-(IX), X^1 is OH, CN, F, Br, Cl or CH_3 . In embodiments for Formulas (I)-(IX), X^2 is CN, F, Br, Cl or CH_3 . In embodiments for Formulas (I)-(IX), X^3 is $-CF_3$, $-OCH_3$, CN, F, Br, Cl, OCF_3 or CH_3 .

In embodiments for Formulas (I)-(IX), R^{N1} is H. Alternatively, R^{N1} is C_{1-6} alkyl, which may be substituted.

15 In embodiments for Formulas (I)-(IX), R is amino. Alternatively, R is heteroaryl, heterocyclyl, or aryl, such as phenyl, pyridyl, piperidiny, morpholino, thiophenyl, isoquinolinyl, quinolinyl or pyrrolidinyl. In embodiments for Formulas (I)-(IX), R is H, C_{1-6} alkyl, cycloalkyl, or heterocyclyl, or R may form a ring of 5 to 7 member atoms with R^{N1} , wherein the ring may contain up to 2 heteroatoms selected from N, O, and S, which may be saturated or unsaturated.

20 In embodiment for Formulas (I)-(IX), Z is a direct bond. Alternatively, Z is C_{1-6} alkylene, such as $-CH_2-$.

In embodiments for Formulas (I)-(IX), Y is $-NR^{N1}S(O)_2-$. In embodiments for Formulas (I)-(IX), Y is $-NR^{N1}S(O)_2-$ and R^{N1} is H. In embodiments, Y is $-NR^{N1}S(O)_2-$ and R is alkyl, aryl, heteroaryl, carbocyclyl, or heterocyclyl.

25 In embodiments for Formulas (I)-(IX), Y is $-NR^{N1}C(O)-$. In embodiments for Formulas (I)-(IX), Y is $-NR^{N1}C(O)-$ and R is piperidiny, morpholino, thiophenyl, isoquinolinyl, quinolinyl, thiofuranyl, benzothiophenyl, or pyrrolidinyl. In embodiments for Formulas (I)-(IX), Y is $-NR^{N1}C(O)-$ and R is H, C_{1-6} alkyl, cycloalkyl, or heterocyclyl, or R may form a ring of 5 to 7 member atoms with R^{N1} , wherein the ring may contain up to 2 heteroatoms selected from N, O, and S, which may be saturated or unsaturated. In embodiments, Y is $-NR^{N1}C(O)-$, R is piperidiny, R^{N1} is H, Z is $-CH_2-$ and X^1 , X^2 , and X^3 are H. In embodiments, Y is $-NR^{N1}C(O)-$, R is isoquinolinyl, R^{N1} is H, Z is a direct bond, and X^1 , X^2 , and X^3 are H.

35 In embodiments for Formulas (I)-(IX), Y is $-O(CR^1_2)_n-$. In embodiments, Y is $-O(CR^1_2)_n-$ and R is cycloalkyl, heterocyclyl, or heteroaryl, or R may form a ring of 5 to 7 member atoms with R^1 , wherein the ring may contain up to 2 heteroatoms selected from N, O, and S, which may be saturated or unsaturated.

In embodiments for Formulas (I)-(IX), Y is $-NR^{N1}(CR^1_2)_m-$. In embodiments for Formulas (I)-(IX), Y is $-NR^{N1}(CR^1_2)_m-$ and R is H, C_{1-6} alkyl, cycloalkyl, heterocyclyl, aryl, or heteroaryl, or R may form a ring of 5 to 7 member atoms with R^{N1} , wherein the ring may contain up to 2 heteroatoms selected from N, O, and S, which may be saturated or unsaturated.

- 5 In embodiments for Formulas (I)-(IX), Y is $-C(O)O-$ or $-OC(O)-$. In embodiments for Formulas (I)-(IX), Y is $-C(O)O-$ or $-OC(O)-$ and R is H, cycloalkyl, heterocyclyl, aryl, or heteroaryl and wherein Z is a direct bond.

In some embodiments of these aspects, Y is $-NR^{N1}S(O)_2-$, $-NR^{N1}C(O)-$, $-NR^{N1}(CR^1_2)_m-$, $-S(O)_2-$, $-C(O)-$, $-NR^{N1}C(O)O(CR^1_2)_n-$, or C_{1-6} alkylene.

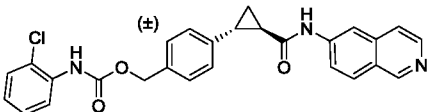
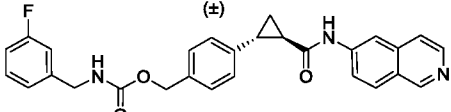
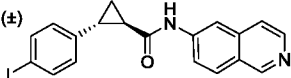
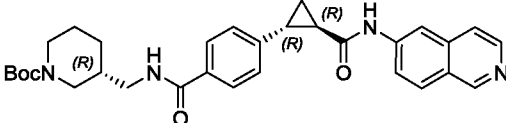
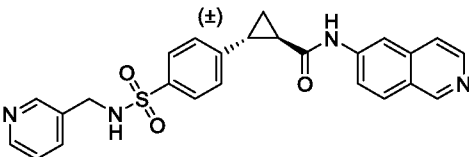
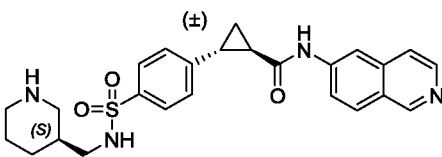
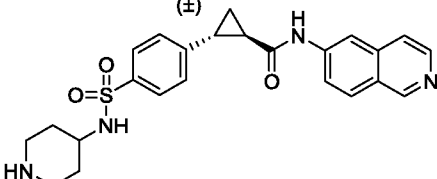
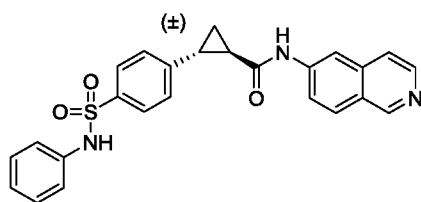
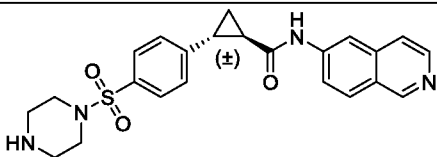
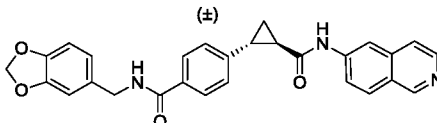
- 10 In some embodiments of these aspects, R is halogen, cyano, OR^3 , amino, cycloalkyl, heterocyclyl, aryl, or heteroaryl, or R may form a ring of 5 to 7 member atoms with R^{N1} or R^1 , wherein the ring may contain up to 2 heteroatoms selected from N, O, and S, the ring being either saturated or unsaturated.

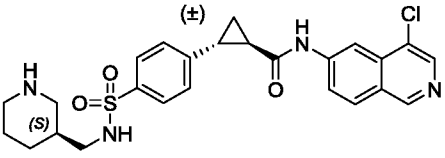
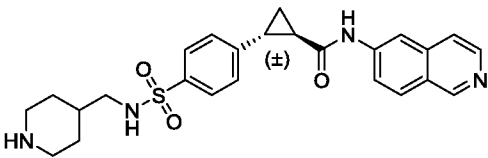
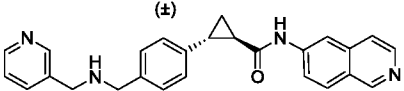
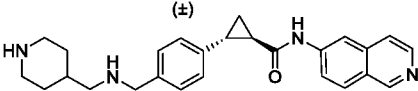
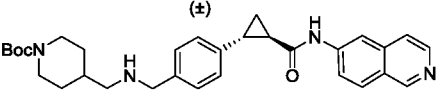
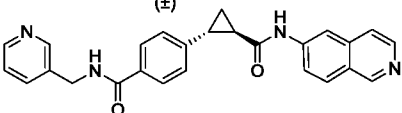
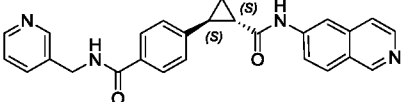
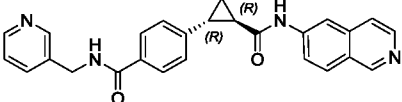
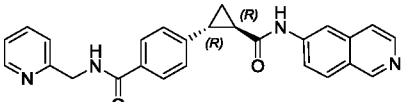
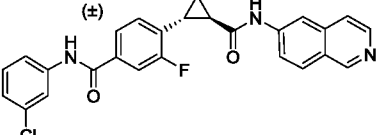
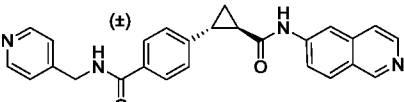
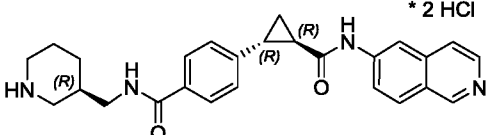
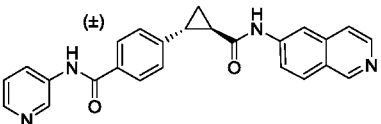
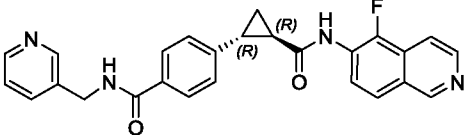
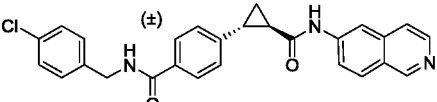
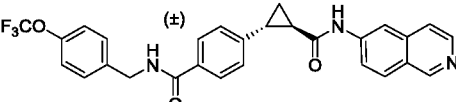
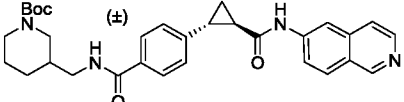
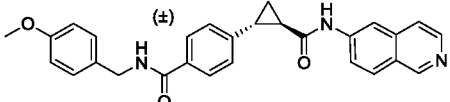
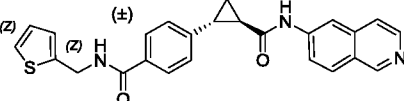
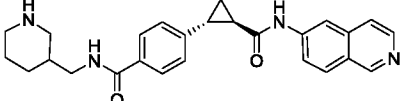
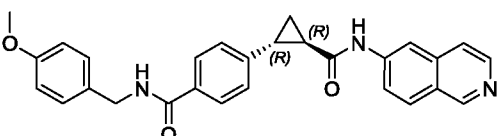
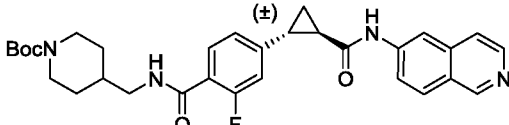
In some embodiments of these aspects, R^1 is F, or Me or forms a ring with R.

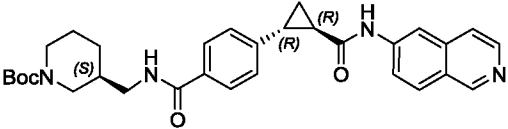
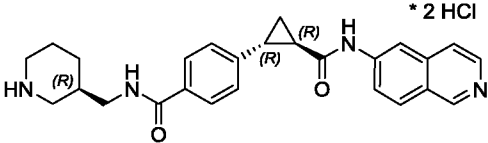
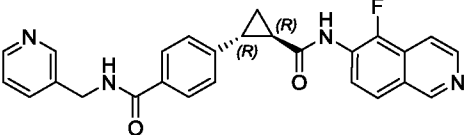
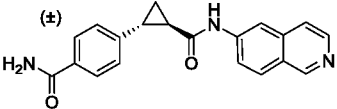
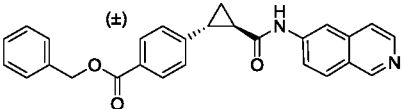
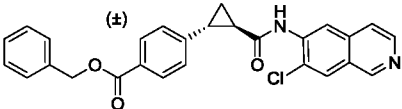
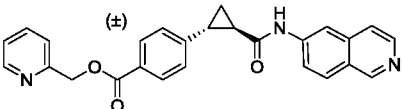
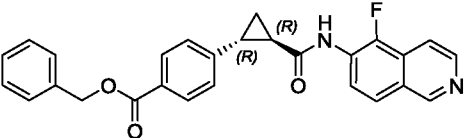
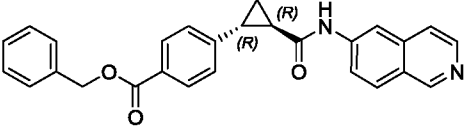
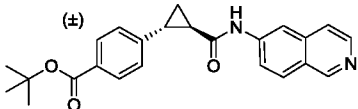
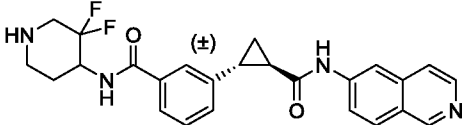
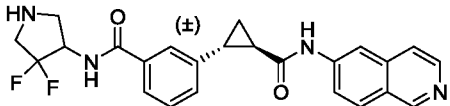
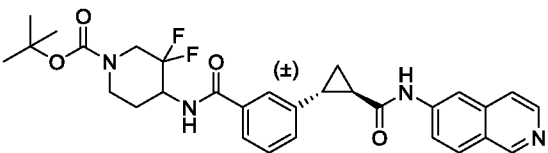
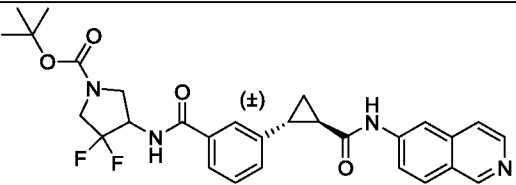
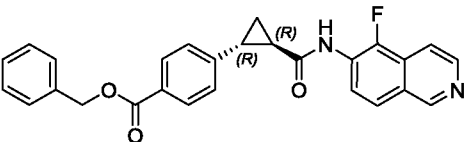
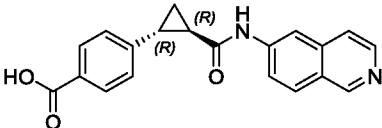
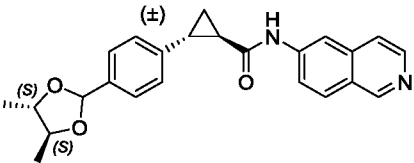
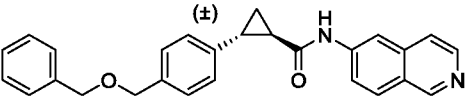
- 15 In some embodiments of these aspects, n is 2, 3, 4, 5, or 6.

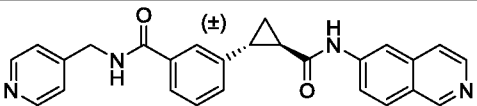
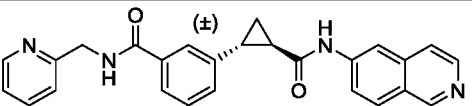
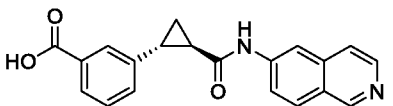
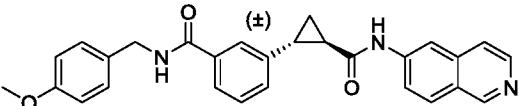
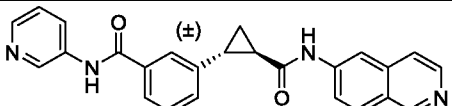
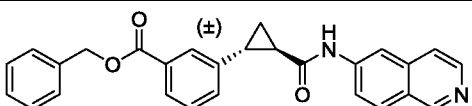
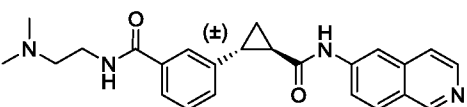
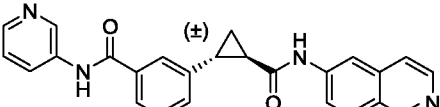
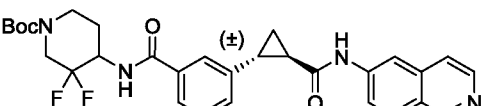
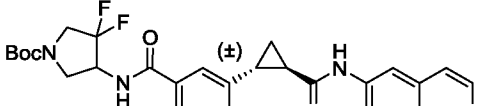
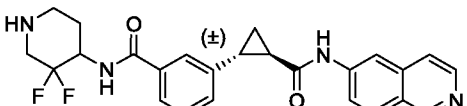
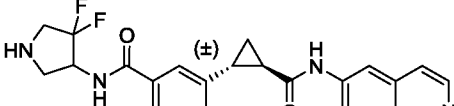
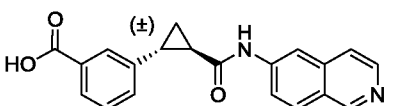
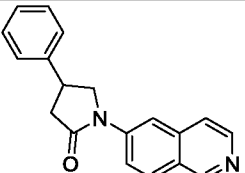
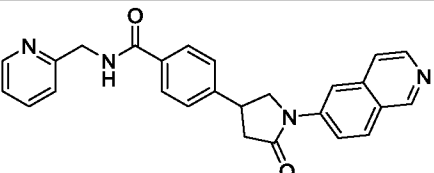
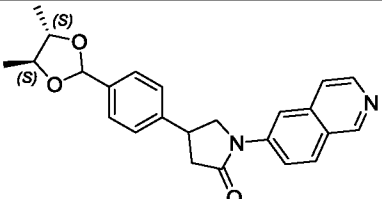
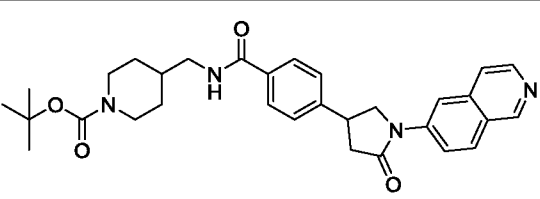
Compounds according to the present disclosure include those shown in Table 1.

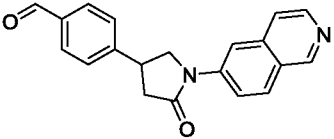
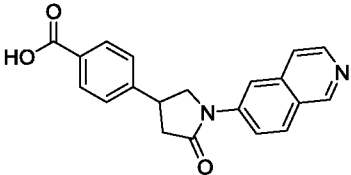
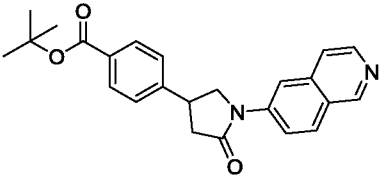
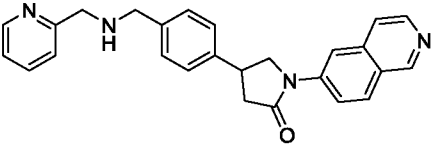
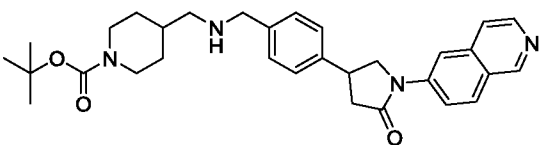
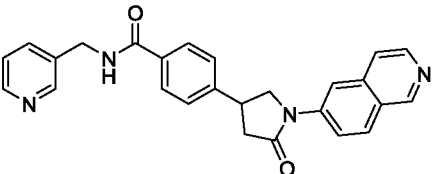
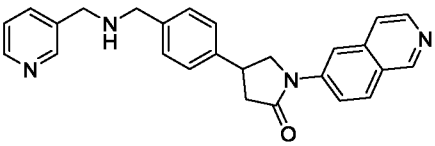
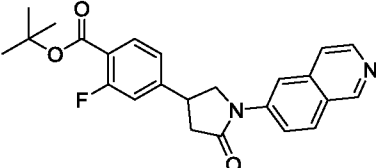
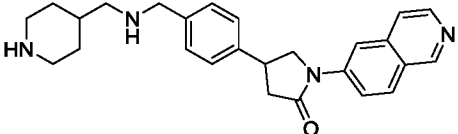
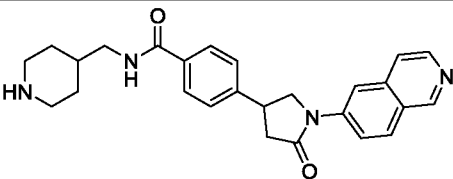
Table 1.

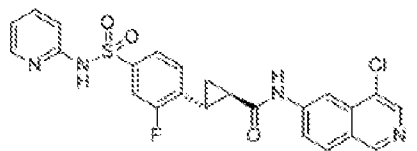
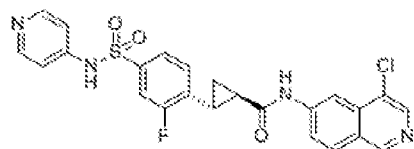
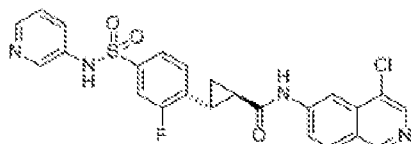
	
	
	
	
	
	
	
	
	
	
	

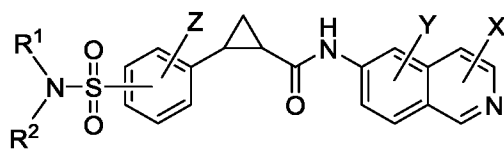
	
	
	
	
	
	
	
	
	

Compounds according to the disclosure also include:



In another aspect, provided herein are compounds of Formula (Xa):



(Xa),

or a pharmaceutically acceptable salt thereof,
wherein,

5 R^1 is H, $-C_{1-6}$ alkyl, $-C_{1-6}$ haloalkyl, aryl, heteroaryl, $-(C_{1-6}$ alkyl)-pyridinyl, $-(C_{1-6}$ alkyl)-N(R^3) R^4 , $-(C_{1-6}$ alkyl)-heterocyclyl or heterocycloalkyl;

R^2 is H, $-C_{1-6}$ alkyl, $-C_{1-6}$ haloalkyl, aryl, heteroaryl, $-(C_{1-6}$ alkyl)-pyridinyl, $-(C_{1-6}$ alkyl)-N(R^3) R^4 , $-(C_{1-6}$ alkyl)-heterocyclyl or heterocycloalkyl;

or R^1 and R^2 , together with the nitrogen to which they are attached, form a -heterocycle or a heterocycle substituted with $-C_{1-6}$ alkyl;

10 R^3 is H, C_{1-6} alkyl or $-C_{1-6}$ haloalkyl;

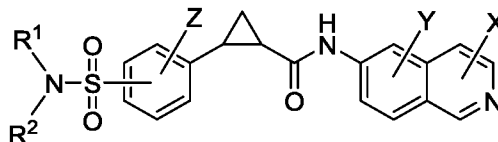
R^4 is H, C_{1-6} alkyl or $-C_{1-6}$ haloalkyl;

X is H, C_{1-6} alkyl, $-C_{1-6}$ haloalkyl, halogen or hydroxyl;

Y is H, C_{1-6} alkyl, $-C_{1-6}$ haloalkyl, halogen or hydroxyl; and

Z is H, C_{1-6} alkyl, $-C_{1-6}$ haloalkyl, halogen or hydroxyl.

15 In an embodiment, the compound of Formula (Xa) is a compound of Formula (X):



(X),

or a pharmaceutically acceptable salt thereof,
wherein,

20 R^1 is H, $-C_{1-6}$ alkyl, $-C_{1-6}$ haloalkyl, aryl, heteroaryl, $-(C_{1-6}$ alkyl)-pyridinyl, $-(C_{1-6}$ alkyl)-N(R^3) R^4 , $-(C_{1-6}$ alkyl)-heterocyclyl or heterocycloalkyl;

R^2 is H, $-C_{1-6}$ alkyl, $-C_{1-6}$ haloalkyl, aryl, heteroaryl, $-(C_{1-6}$ alkyl)-pyridinyl, $-(C_{1-6}$ alkyl)-N(R^3) R^4 , $-(C_{1-6}$ alkyl)-heterocyclyl or heterocycloalkyl;

or R^1 and R^2 , together with the nitrogen to which they are attached, form a -heterocycle;

25 R^3 is H, C_{1-6} alkyl or $-C_{1-6}$ haloalkyl;

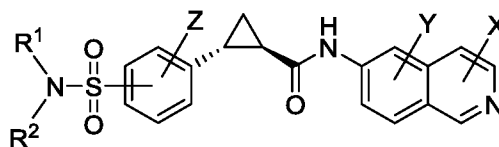
R^4 is H, C_{1-6} alkyl or $-C_{1-6}$ haloalkyl;

X is H, C_{1-6} alkyl, $-C_{1-6}$ haloalkyl, halogen or hydroxyl;

Y is H, C_{1-6} alkyl, $-C_{1-6}$ haloalkyl, halogen or hydroxyl; and

Z is H, C_{1-6} alkyl, $-C_{1-6}$ haloalkyl, halogen or hydroxyl.

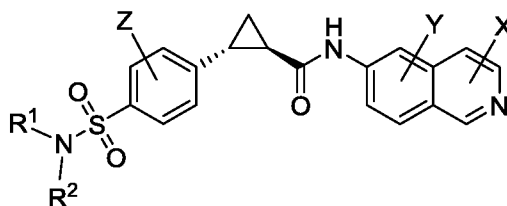
5 In an embodiment, the compound of Formula (X) is a compound of Formula (XI):



(XI),

or a pharmaceutically acceptable salt thereof.

In an embodiment, the compound of Formula (X) is a compound of Formula (XII):

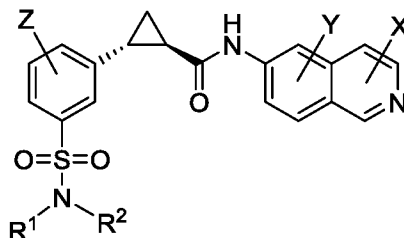


10

(XII),

or a pharmaceutically acceptable salt thereof.

In an embodiment, the compound of Formula (X) is a compound of Formula (XIII):

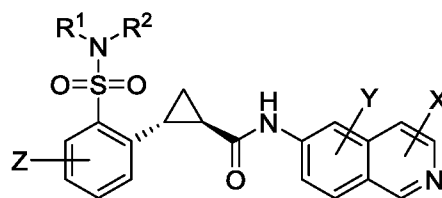


15

(XIII),

or a pharmaceutically acceptable salt thereof.

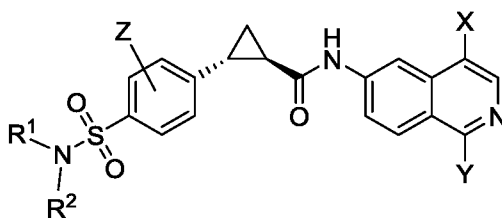
In an embodiment, the compound of Formula (X) is a compound of Formula (XIV):



(XIV),

or a pharmaceutically acceptable salt thereof.

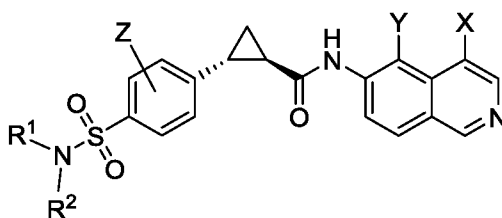
In an embodiment, the compound of Formula (X) is a compound of Formula (XV):



(XV),

or a pharmaceutically acceptable salt thereof.

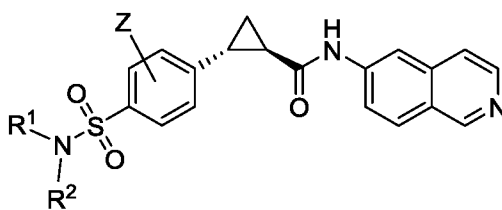
In an embodiment, the compound of Formula (X) is a compound of Formula (XVI):



(XVI),

or a pharmaceutically acceptable salt thereof.

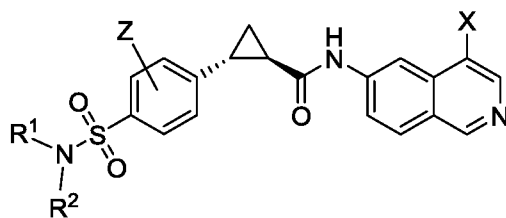
In an embodiment, the compound of Formula (X) is a compound of Formula (XVII):



(XVII),

or a pharmaceutically acceptable salt thereof.

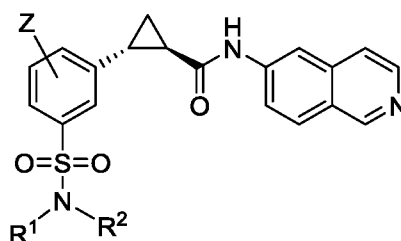
In an embodiment, the compound of Formula (X) is a compound of Formula (XVIII):



(XVIII),

or a pharmaceutically acceptable salt thereof.

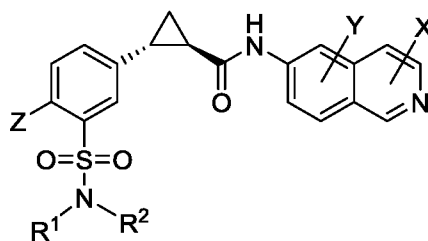
5 In an embodiment, the compound of Formula (X) is a compound of Formula (XIV):



(XIX),

or a pharmaceutically acceptable salt thereof.

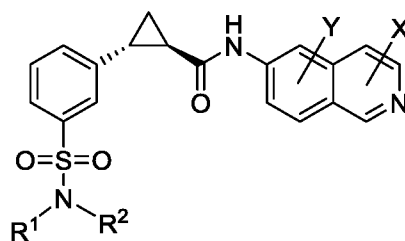
In an embodiment, the compound of Formula (X) is a compound of Formula (XX):



(XX),

or a pharmaceutically acceptable salt thereof.

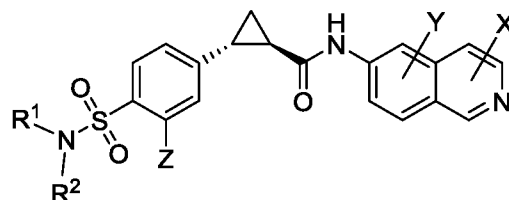
In an embodiment, the compound of Formula (X) is a compound of Formula (XXI):



(XXI),

or a pharmaceutically acceptable salt thereof.

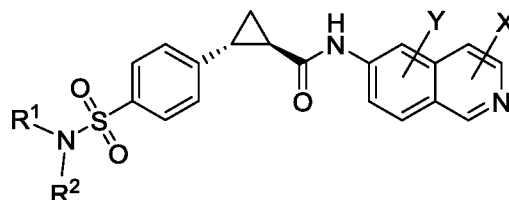
In an embodiment, the compound of Formula (X) is a compound of Formula (XXII):



(XXII),

or a pharmaceutically acceptable salt thereof.

In an embodiment, the compound of Formula (X) is a compound of Formula (XXIII):



(XXIII),

or a pharmaceutically acceptable salt thereof.

In some embodiments of the Formulae provided herein, the compound is *trans* (\pm) with respect to the stereocenters of the cyclopropyl ring of the compound. In some embodiments of the Formulae provided herein, the compound is (*R,R*) with respect to the stereocenters of the cyclopropyl ring of the compound. In some embodiments of the Formulae provided herein, the compound is (*S,S*) with respect to the stereocenters of the cyclopropyl ring of the compound.

In some embodiments of the Formulae provided herein,

R^1 is H, —C_{1-6} alkyl, aryl, heteroaryl, $\text{—(C}_{1-6}\text{ alkyl)-pyridinyl}$, $\text{—(C}_{1-6}\text{ alkyl)-N(R}^3\text{)R}^4$, $\text{—(C}_{1-6}\text{ alkyl)-heterocyclyl}$ or heterocycloalkyl;

R^2 is H, —C_{1-6} alkyl, aryl, heteroaryl, $\text{—(C}_{1-6} \text{ alkyl)-pyridinyl}$, $\text{—(C}_{1-6} \text{ alkyl)-N(R}^3\text{)R}^4$, $\text{—(C}_{1-6} \text{ alkyl)-heterocyclyl}$ or heterocycloalkyl;

or R^1 and R^2 , together with the nitrogen to which they are attached, form a heterocycle;

R^3 is H or C_{1-6} alkyl;

5 R^4 is H or C_{1-6} alkyl;

X is H, C_{1-6} alkyl, halogen or hydroxyl;

Y is H, C_{1-6} alkyl, halogen or hydroxyl; and

Z is H, C_{1-6} alkyl, halogen or hydroxyl.

In some embodiments of the Formulae provided herein,

10 R^1 is H, —C_{1-4} alkyl, aryl, heteroaryl, $\text{—(C}_{1-4} \text{ alkyl)-pyridinyl}$, $\text{—(C}_{1-4} \text{ alkyl)-N(R}^3\text{)R}^4$, $\text{—(C}_{1-4} \text{ alkyl)-heterocyclyl}$ or heterocycloalkyl;

R^2 is H, —C_{1-4} alkyl, aryl, heteroaryl, $\text{—(C}_{1-4} \text{ alkyl)-pyridinyl}$, $\text{—(C}_{1-4} \text{ alkyl)-N(R}^3\text{)R}^4$, $\text{—(C}_{1-4} \text{ alkyl)-heterocyclyl}$ or heterocycloalkyl;

or R^1 and R^2 , together with the nitrogen to which they are attached, form a heterocycle;

15 R^3 is H or C_{1-4} alkyl;

R^4 is H or C_{1-4} alkyl;

X is H, C_{1-4} alkyl, halogen or hydroxyl;

Y is H, C_{1-4} alkyl, halogen or hydroxyl; and

Z is H, C_{1-4} alkyl, halogen or hydroxyl.

20 In some embodiments of the Formulae provided herein,

R^1 is H, phenyl, pyridinyl, $\text{—(C}_{1-6} \text{ alkyl)-pyridinyl}$, $\text{—(C}_{1-6} \text{ alkyl)-N(R}^3\text{)R}^4$, $\text{—(C}_{1-6} \text{ alkyl)-heterocyclyl}$ or heterocycloalkyl; and

R^2 is H, phenyl, pyridinyl, $\text{—(C}_{1-6} \text{ alkyl)-pyridinyl}$, $\text{—(C}_{1-6} \text{ alkyl)-N(R}^3\text{)R}^4$, $\text{—(C}_{1-6} \text{ alkyl)-heterocyclyl}$ or heterocycloalkyl.

25 In some embodiments of the Formulae provided herein,

R¹ is H; and

R² is H, phenyl, pyridinyl, —(C₁₋₆ alkyl)-pyridinyl, —(C₁₋₆ alkyl)-N(R³)R⁴, —(C₁₋₆ alkyl)-heterocyclyl or heterocycloalkyl.

In some embodiments of the Formulae provided herein, R¹ is H or —C₁₋₆ alkyl.

5 In some embodiments of the Formulae provided herein, R¹ is —C₁₋₆ alkyl.

In some embodiments of the Formulae provided herein, R¹ is H.

In some embodiments of the Formulae provided herein, R² is phenyl, pyridinyl, —(C₁₋₆ alkyl)-pyridinyl, —(C₁₋₆ alkyl)-N(R³)R⁴, —(C₁₋₆ alkyl)-heterocyclyl or heterocycloalkyl.

In some embodiments of the Formulae provided herein, pyridinyl is 2-pyridinyl.

10 In some embodiments of the Formulae provided herein, pyridinyl is 3-pyridinyl.

In some embodiments of the Formulae provided herein, pyridinyl is 4-pyridinyl.

In some embodiments of the Formulae provided herein, R² is phenyl, pyridinyl, —(C₁₋₆ alkyl)-pyridinyl, —(C₁₋₆ alkyl)-heterocyclyl or heterocycloalkyl.

15 In some embodiments of the Formulae provided herein, R² is —(C₁₋₆ alkyl)-N(R³)R⁴, —(C₁₋₆ alkyl)-heterocyclyl or heterocycloalkyl;

In some embodiments of the Formulae provided herein, R² is phenyl, pyridinyl, —(C₁₋₆ alkyl)-pyridinyl.

In some embodiments of the Formulae provided herein, R² is pyridinyl.

20 In some embodiments of the Formulae provided herein, R¹ and R², together with the nitrogen to which they are attached, form a heterocyclyl containing six ring atoms.

In some embodiments of the Formulae provided herein, R¹ and R², together with the nitrogen to which they are attached, form a heterocyclyl containing six ring atoms, wherein one or two of the ring atoms are, independently, O, S or N.

25 In some embodiments of the Formulae provided herein, R¹ and R², together with the nitrogen to which they are attached, form a heterocyclyl containing six ring atoms, wherein one or two of the ring atoms are N.

In some embodiments of the Formulae provided herein, R³ and R⁴ are H.

In some embodiments of the Formulae provided herein, R^3 and R^4 are, independently, C_{1-6} alkyl.

In some embodiments of the Formulae provided herein, R^3 is H, and R^4 is C_{1-6} alkyl.

In some embodiments of the Formulae provided herein, X, Y and Z are H.

5 In some embodiments of the Formulae provided herein,

X is C_{1-6} alkyl, halogen or hydroxyl; and

Y and Z are H.

In some embodiments of the Formulae provided herein,

X is halogen; and

10 Y and Z are H.

In some embodiments of the Formulae provided herein, X is C_{1-6} alkyl, halogen or hydroxyl.

In some embodiments of the Formulae provided herein, X is methyl, ethyl, CF_3 , CHF_2 or CH_2F .

In some embodiments of the Formulae provided herein, Y is methyl, ethyl, CF_3 , CHF_2 or CH_2F .

In some embodiments of the Formulae provided herein, Z is methyl, ethyl, CF_3 , CHF_2 or CH_2F .

15 In some embodiments of the Formulae provided herein, X is halogen.

In some embodiments of the Formulae provided herein, X is F or Cl.

In some embodiments of the Formulae provided herein, X is Cl.

In some embodiments of the Formulae provided herein,

X is methyl or halogen;

20 Y is methyl or halogen; and

Z is methyl or halogen.

In some embodiments of the Formulae provided herein,

X is methyl, F or Cl;

Y is methyl, F or Cl; and

Z is methyl, F or Cl.

In some embodiments of the Formulae provided herein,

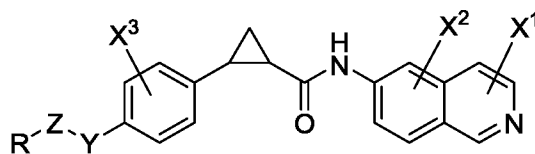
X is halogen; and

Y is hydroxyl.

5 In some embodiments of the Formulae provided herein, Y is hydroxyl.

In some embodiments of the Formulae provided herein, Z is H or F.

In some aspects, provided herein is a compound of Formula (1):



10

(1)

or a pharmaceutically acceptable salt thereof;

wherein

Y is $-C_{1-6}$ -alkyl, $-O-$, $-(CH_2)_{1-2}OC(O)N(H)-$, $-(CH_2)_{1-2}N(H)-$, $-C(O)N(H)-$ (i.e. an amide) or $-C(O)O-$ (i.e. an ester);

15

X^1 is H, $-OH$, $-C_{1-3}$ -alkyl (e.g., methyl), or halogen (e.g., F, Br or Cl);

X^2 is H or halogen (e.g., F, Cl or Br);

X^3 is H or halogen (e.g., F, Cl or Br);

Z is a bond, $-S(O)_2-$, ethenyl, ethynyl, methylene, ethylene, or propylene, or Z, together with the nitrogen to which Z is attached forms a $-C_{2-6}$ -heterocycloalkyl; and

20

R is $-OH$, $-NH_2$, $-NH(C_{1-3}$ -alkyl), $-N(C_{1-3}$ -alkyl)(C_{1-3} -alkyl), $-C(O)O-(C_{1-6}$ -alkyl), $-N(H)C(O)-(C_{1-6}$ -alkyl), $-C_{1-3}$ -alkyl, pyridinyl, phenyl, halophenyl, methoxyphenyl, monohalomethoxyphenyl, dihalomethoxyphenyl, trihalomethoxyphenyl, monohalomethyl, dihalomethyl, trihalomethyl, thienyl, halothienyl, thiazolyl, benzothiophenyl, isoquinolinyl, $-C_{2-6}$ -heterocycloalkyl, oxydiaryl (e.g., oxydiphenyl, oxydinaphthalenyl, or phenoxynaphthalenyl), or R is $-C_{2-6}$ -heterocycloalkyl unsubstituted or substituted with one or more of $-C_{1-6}$ -alkyl, halo, benzyl, halobenzyl, pyridinyl, carbonyl, monohalomethyl, dihalomethyl, trihalomethyl, or $-C(O)O-(C_{1-6}$ -alkyl);

25

or Y and Z together are a bond, and R is —OH, —NH₂, —NH(C₁₋₃-alkyl), —N(C₁₋₃-alkyl)(C₁₋₃-alkyl), —N(H)C(O)-(C₁₋₆-alkyl), —C(O)NH₂, —C₁₋₃-alkyl, pyridinyl, phenyl, halophenyl, methoxyphenyl, monohalomethoxyphenyl, dihalomethoxyphenyl, trihalomethoxyphenyl, monohalomethyl, dihalomethyl, trihalomethyl, thienyl, halothienyl, thiazolyl, benzothiophenyl, isoquinolinyl, —C₂₋₆-heterocyloalkyl, oxydiaryl (e.g., oxydiphenyl, oxydinaphthalenyl, or phenoxy-naphthalenyl), or R is —C₂₋₆-heterocyloalkyl unsubstituted or substituted with one or more of —C₁₋₆-alkyl, halo, benzyl, halobenzyl, pyridinyl, carbonyl, monohalomethyl, dihalomethyl, trihalomethyl, or —C(O)O-(C₁₋₆-alkyl).

In some embodiments, Y is —C(O)N(H)— (i.e. an amide). In some embodiments, Y is —C(O)O— (i.e. an ester). In some embodiments, Y is —C₁₋₆-alkyl. In some embodiments, Y is —(CH₂)₁₋₂OC(O)N(H)— or —(CH₂)₁₋₂N(H)—. In some embodiments, Y is —O—.

In some embodiments, Y and Z together are a bond.

In some embodiment, X¹ is —OH, methyl, F, Br or Cl.

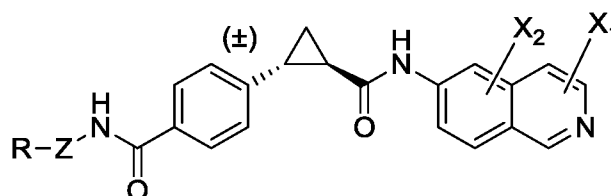
In some embodiments, X² is F, Cl or Br.

In some embodiments, X³ is F, Cl or Br.

In some embodiments, Z is —S(O)₂—. In some embodiments, Z is a bond. In some embodiments, Z is ethenyl, ethynyl, methylene, ethylene, or propylene. In some embodiments, Z, together with the nitrogen to which Z is attached forms a —C₂₋₆-heterocyloalkyl.

In some embodiments, R is —OH, —NH₂, —NH(C₁₋₃-alkyl), —N(C₁₋₃-alkyl)(C₁₋₃-alkyl), —C(O)O-(C₁₋₆-alkyl), —N(H)C(O)-(C₁₋₆-alkyl), or —C₁₋₃-alkyl. In some embodiments, R is —OH, —NH₂, —NH(C₁₋₃-alkyl), —N(C₁₋₃-alkyl)(C₁₋₃-alkyl), —N(H)C(O)-(C₁₋₆-alkyl), or —C₁₋₃-alkyl. In some embodiments, R is pyridinyl, phenyl, halophenyl, methoxyphenyl, monohalomethoxyphenyl, dihalomethoxyphenyl, trihalomethoxyphenyl, monohalomethyl, dihalomethyl, trihalomethyl, thienyl, halothienyl, thiazolyl, benzothiophenyl, isoquinolinyl, —C₂₋₆-heterocyloalkyl, oxydiaryl (e.g., oxydiphenyl, oxydinaphthalenyl, or phenoxy-naphthalenyl). In some embodiments, R is —C₂₋₆-heterocyloalkyl unsubstituted or substituted with one or more of —C₁₋₆-alkyl, halo, benzyl, halobenzyl, pyridinyl, carbonyl, monohalomethyl, dihalomethyl, trihalomethyl, or —C(O)O-(C₁₋₆-alkyl).

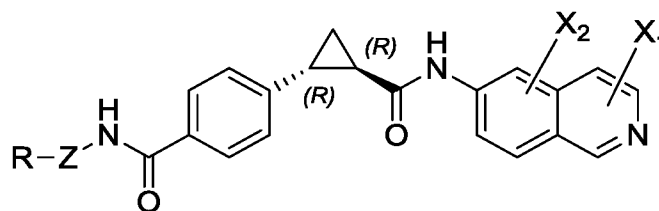
In some embodiments, provided the compound of Formula (1) is a compound of Formula (2):



(2)

or a pharmaceutically acceptable salt thereof.

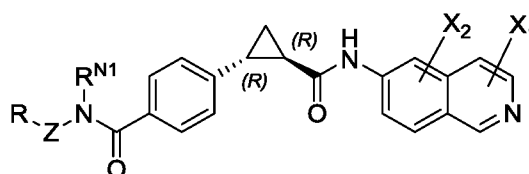
In some embodiments, provided the compound of Formula (1) is a compound of Formula (3):



(3)

5 or a pharmaceutically acceptable salt thereof.

In some embodiments, provided the compound of Formula (1) is a compound of Formula (4):



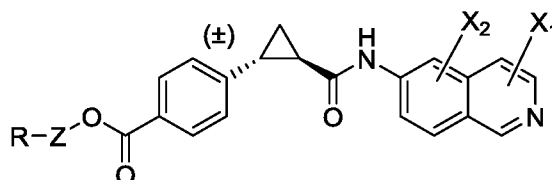
(4)

or a pharmaceutically acceptable salt thereof;

10 wherein

$R-Z-N(R^{N1})$ is $-C_{2-6}$ -heterocycloalkyl unsubstituted or substituted with one or more of $-C_{1-6}$ -alkyl, halo, phenyl, halophenyl, benzyl, halobenzyl, pyridinyl, carbonyl, monohalomethyl, dihalomethyl, trihalomethyl, or $-C(O)O-(C_{1-6}$ -alkyl).

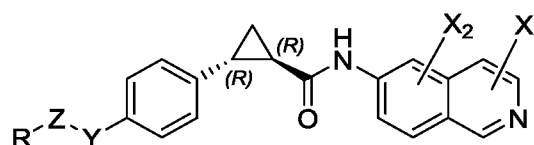
In some embodiments, provided the compound of Formula (1) is a compound of Formula (5):



(5)

or a pharmaceutically acceptable salt thereof.

In some embodiments, provided the compound of Formula (1) is a compound of Formula (6):

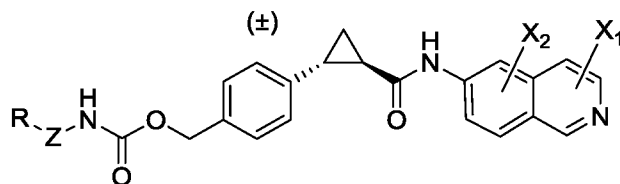


(6)

20

or a pharmaceutically acceptable salt thereof.

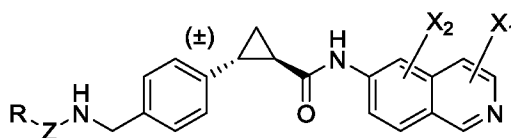
In some embodiments, provided the compound of Formula (1) is a compound of Formula (7):



(7)

5 or a pharmaceutically acceptable salt thereof.

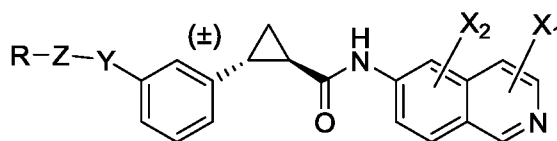
In some embodiments, provided the compound of Formula (1) is a compound of Formula (8):



(8)

or a pharmaceutically acceptable salt thereof.

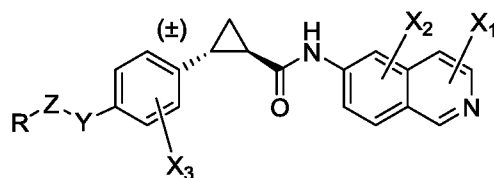
10 In some embodiments, provided the compound of Formula (1) is a compound of Formula (9):



(9)

or a pharmaceutically acceptable salt thereof.

In some embodiments, provided the compound of Formula (1) is a compound of Formula (10):

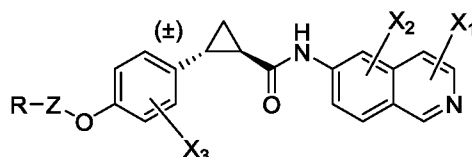


15

(10)

or a pharmaceutically acceptable salt thereof.

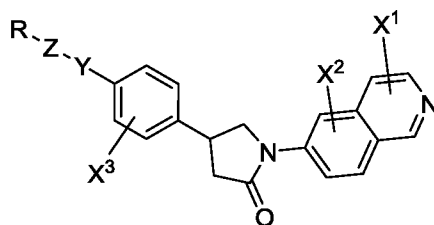
In some embodiments, provided the compound of Formula (1) is a compound of Formula (11):



(11)

or a pharmaceutically acceptable salt thereof.

In another aspect, provided herein are compounds of Formula (1'):



(1')

or a pharmaceutically acceptable salt thereof;

wherein

Y is $-(CH_2)_{1-2}N(H)-$ or $-C(O)N(H)-$ (i.e. an amide);

X^1 is H, $-OH$, $-C_{1-3}$ -alkyl (e.g., methyl), or halogen (e.g., F, Br or Cl);

10 X^2 is H or halogen (e.g., F, Cl or Br);

X^3 is H, $-C_{1-3}$ -alkyl (e.g., methyl), or halogen (e.g., F, Cl or Br);

Z is a bond, ethenyl, ethynyl, methylene, ethylene, or propylene, or Z, together with the nitrogen to which Z is attached forms a $-C_{2-6}$ -heterocyloalkyl; and

15 R is $-OH$, $-NH_2$, $-NH(C_{1-3}$ -alkyl), $-N(C_{1-3}$ -alkyl)(C_{1-3} -alkyl), $-C(O)O-(C_{1-6}$ -alkyl), $-N(H)C(O)-(C_{1-6}$ -alkyl), $-C_{1-3}$ -alkyl, pyridinyl, phenyl, halophenyl, methoxyphenyl, monohalomethoxyphenyl, dihalomethoxyphenyl, trihalomethoxyphenyl, monohalomethyl, dihalomethyl, trihalomethyl, thienyl, halothienyl, thiazolyl, benzothiophenyl, isoquinolinyl, $-C_{2-6}$ -heterocyloalkyl, oxydiaryl (e.g., oxydiphenyl, oxydinaphthalenyl, or phenoxynaphthalenyl), or R is $-C_{2-6}$ -heterocyloalkyl unsubstituted or substituted with one or more of $-C_{1-6}$ -alkyl, halo, 20 benzyl, halobenzyl, pyridinyl, carbonyl, monohalomethyl, dihalomethyl, trihalomethyl, or $-C(O)O-(C_{1-6}$ -alkyl);

or Y and Z together are a bond, and R is $-OH$, $-NH_2$, $-NH(C_{1-3}$ -alkyl), $-N(C_{1-3}$ -alkyl)(C_{1-3} -alkyl), $-N(H)C(O)-(C_{1-6}$ -alkyl), $-C(O)NH_2$, $-C_{1-3}$ -alkyl, pyridinyl, phenyl, halophenyl, methoxyphenyl, monohalomethoxyphenyl, dihalomethoxyphenyl, trihalomethoxyphenyl, 25 monohalomethyl, dihalomethyl, trihalomethyl, thienyl, halothienyl, thiazolyl, benzothiophenyl, isoquinolinyl, $-C_{2-6}$ -heterocyloalkyl, oxydiaryl (e.g., oxydiphenyl, oxydinaphthalenyl, or phenoxynaphthalenyl), or R is $-C_{2-6}$ -heterocyloalkyl unsubstituted or substituted with one or

more of $\text{—C}_{1-6}\text{-alkyl}$, halo, benzyl, halobenzyl, pyridinyl, carbonyl, monohalomethyl, dihalomethyl, trihalomethyl, or $\text{—C(O)O-(C}_{1-6}\text{-alkyl)}$.

In some embodiments, Y is —C(O)N(H)— (i.e. an amide). In some embodiments, Y is —C(O)O— (i.e. an ester). In some embodiments, Y is $\text{—C}_{1-6}\text{-alkyl}$. In some embodiments, Y is $\text{—(CH}_2\text{)}_{1-2}\text{OC(O)N(H)—}$ or $\text{—(CH}_2\text{)}_{1-2}\text{N(H)—}$. In some embodiments, Y is —O— .

In some embodiments, Y and Z together are a bond.

In some embodiment, X^1 is —OH , methyl, F, Br or Cl.

In some embodiments, X^2 is F, Cl or Br.

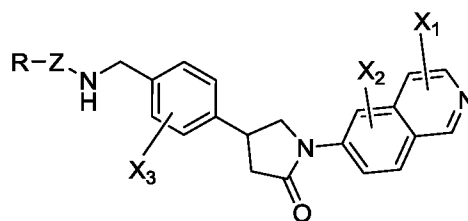
In some embodiments, X^3 is F, Cl or Br.

10 In some embodiments, Z is $\text{—S(O)}_2\text{—}$. In some embodiments, Z is a bond. In some embodiments, Z is ethenyl, ethynyl, methylene, ethylene, or propylene. In some embodiments, Z, together with the nitrogen to which Z is attached forms a $\text{—C}_{2-6}\text{-heterocyloalkyl}$.

In some embodiments, R is —OH , —NH_2 , $\text{—NH(C}_{1-3}\text{-alkyl)}$, $\text{—N(C}_{1-3}\text{-alkyl)(C}_{1-3}\text{-alkyl)}$, $\text{—C(O)O-(C}_{1-6}\text{-alkyl)}$, $\text{—N(H)C(O)-(C}_{1-6}\text{-alkyl)}$, or $\text{—C}_{1-3}\text{-alkyl}$. In some embodiments, R is —OH , —NH_2 ,

15 $\text{—NH(C}_{1-3}\text{-alkyl)}$, $\text{—N(C}_{1-3}\text{-alkyl)(C}_{1-3}\text{-alkyl)}$, $\text{—N(H)C(O)-(C}_{1-6}\text{-alkyl)}$, or $\text{—C}_{1-3}\text{-alkyl}$. In some embodiments, R is pyridinyl, phenyl, halophenyl, methoxyphenyl, monohalomethoxyphenyl, dihalomethoxyphenyl, trihalomethoxyphenyl, monohalomethyl, dihalomethyl, trihalomethyl, thienyl, halothienyl, thiazolyl, benzothiophenyl, isoquinolinyl, $\text{—C}_{2-6}\text{-heterocyloalkyl}$, oxydiaryl (e.g., oxydiphenyl, oxydinaphthalenyl, or phenoxynaphthalenyl). In some embodiments, R is $\text{—C}_{2-6}\text{-heterocyloalkyl}$ unsubstituted or substituted with one or more of $\text{—C}_{1-6}\text{-alkyl}$, halo, benzyl, halobenzyl, pyridinyl, carbonyl, monohalomethyl, dihalomethyl, trihalomethyl, or $\text{—C(O)O-(C}_{1-6}\text{-alkyl)}$.

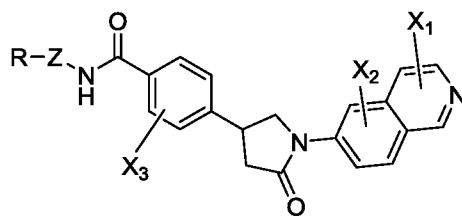
In some embodiments, provided the compound of Formula (1') is a compound of Formula (12):



(12)

or a pharmaceutically acceptable salt thereof.

In some embodiments, provided the compound of Formula (1') is a compound of Formula (13):



(13)

or a pharmaceutically acceptable salt thereof.

- 5 In some embodiments of the Formulae provided herein, the compound is a compound provided in Table 1, Table 2, Table 3, Table 4, Table 5, Table 6, Table 7, Table 8, Table 9, Table 10, Table 11, Table 12, Table 13, Table 14, Table 15, Table 16, Table 17 or Table 18, or a pharmaceutically acceptable salt thereof.

Isomers

- 10 Compounds described herein may exist in one or more particular geometric, optical, enantiomeric, diastereomeric, epimeric, atropic, stereoisomer, tautomeric, conformational, or anomeric forms, including but not limited to, *cis*- and *trans*-forms; E- and Z-forms; c-, t-, and r-forms; endo- and exo-forms; R-, S-, and meso-forms; D- and L-forms; d- and l-forms; (+) and (-) forms; keto-, enol-, and enolate-forms; syn- and anti-forms; synclinal- and anticlinal-forms; α- and β-forms; axial and equatorial forms; boat-, chair-, twist-, envelope-, and half chair-forms; and combinations thereof, hereinafter collectively referred to as “isomers” (or “isomeric forms”).

In one embodiment, a compound described herein may be an enantiomerically enriched isomer of a stereoisomer described herein. For example, the compound may have an enantiomeric excess of at least about 10%, 15%, 20%, 25%, 30%, 35%, 40%, 45%, 50%, 55%, 60%, 65%,
 20 70%, 75%, 80%, 85%, 90%, 95%, 96%, 97%, 98%, or 99%. Enantiomer, when used herein, refers to either of a pair of chemical compounds whose molecular structures have a mirror-image relationship to each other.

In one embodiment, a preparation of a compound disclosed herein is enriched for an isomer of the compound having a selected stereochemistry, e.g., R or S, corresponding to a selected
 25 stereocenter. For example, the compound has a purity corresponding to a compound having a selected stereochemistry of a selected stereocenter of at least about 60%, 65%, 70%, 75%, 80%, 85%, 90%, 95%, 96%, 97%, 98%, or 99%.

In one embodiment, a composition described herein includes a preparation of a compound disclosed herein that is enriched for a structure or structures having a selected stereochemistry,
 30 e.g., R or S, at a selected stereocenter. Exemplary R/S configurations can be those provided in an example described herein.

An "enriched preparation," as used herein, is enriched for a selected stereoconfiguration of one, two, three or more selected stereocenters within the subject compound. Exemplary selected stereocenters and exemplary stereoconfigurations thereof can be selected from those provided herein, e.g., in an example described herein. By enriched is meant at least 60%, e.g., of the molecules of compound in the preparation have a selected stereochemistry of a selected stereocenter. In an embodiment it is at least 65%, 70%, 75%, 80%, 85%, 90%, 95%, 96%, 97%, 98%, or 99%. Enriched refers to the level of a subject molecule(s) and does not connote a process limitation unless specified.

Compounds may be prepared in racemic form or as individual enantiomers or diastereomers by either stereospecific synthesis or by resolution. The compounds may, for example, be resolved into their component enantiomers or diastereomers by standard techniques, such as the formation of stereoisomeric pairs by salt formation with an optically active base, followed by fractional crystallization and regeneration of the free acid. The compounds may also be resolved by formation of stereoisomeric esters or amides, followed by chromatographic separation and removal of the chiral auxiliary. Alternatively, the compounds may be resolved using a chiral chromatography column. The enantiomers also may be obtained from kinetic resolution of the racemate of corresponding esters using lipase enzymes.

Except as discussed below for tautomeric forms, specifically excluded from the term "isomers," as used herein, are structural (or constitutional) isomers (i.e., isomers which differ in the connections between atoms rather than merely by the position of atoms in space). For example, a reference to a methoxy group, $-\text{OCH}_3$, is not to be construed as a reference to its structural isomer, a hydroxymethyl group, $-\text{CH}_2\text{OH}$. Similarly, a reference to ortho-chlorophenyl is not to be construed as a reference to its structural isomer, meta-chlorophenyl. However, a reference to a class of structures may well include structurally isomeric forms falling within that class (e.g., C_3 -alkyl or propyl includes n-propyl and iso-propyl; C_4 -alkyl or butyl includes n-, iso-, sec-, and *tert*-butyl; methoxyphenyl includes ortho-, meta-, and para-methoxyphenyl).

The above exclusion does not pertain to tautomeric forms, for example, keto-, enol-, and enolate-forms, as in, for example, the following tautomeric pairs: keto/enol, imine/enamine, amide/imino alcohol, amidine/amidine, nitroso/oxime, thioketone/enethiol, N-nitroso/hydroxyazo, and nitro/aci-nitro.

Note that specifically included in the term "isomer" are compounds with one or more isotopic substitutions. For example, H may be in any isotopic form, including ^1H , ^2H (D), and ^3H (T); C may be in any isotopic form, including ^{12}C , ^{13}C , and ^{14}C ; O may be in any isotopic form, including ^{16}O and ^{18}O ; and the like.

Salts

A compound described herein can be in the form of a salt, e.g., a pharmaceutically acceptable salt. The term "pharmaceutically acceptable salt" includes salts of the active compounds that are prepared with relatively nontoxic acids or bases, depending on the particular substituents found on the compounds described herein. Neutral forms of the compounds may be regenerated by contacting the salt with a base or acid and isolating the parent compound in a conventional manner. The parent form of the compound differs from the various salt forms in certain physical properties, such as solubility in polar solvents, but otherwise the salts are equivalent to the parent form of the compound for the purposes of this disclosure. Examples of pharmaceutically acceptable salts are discussed in Berge et al, 1977, "Pharmaceutically Acceptable Salts." *J. Pharm. Sci.* Vol. 66, pp. 1-19. In an embodiment, the compound is present in mono-salt form. In embodiments, the compound is present in di-salt form.

For example, if the compound is anionic, or has a functional group which may be anionic (e.g., -COOH may be -COO^-), then a salt may be formed with a suitable cation. Examples of suitable inorganic cations include, but are not limited to, alkali metal ions such as Na^+ and K^+ , alkaline earth cations such as Ca^{2+} and Mg^{2+} , and other cations. Examples of suitable organic cations include, but are not limited to, ammonium ion (i.e., NH_4^+) and substituted ammonium ions (e.g., NH_3R_1^+ , NH_2R_2^+ , NHR_3^+ , NR_4^+). Examples of some suitable substituted ammonium ions are those derived from: ethylamine, diethylamine, triethylamine, butylamine, ethylenediamine, ethanolamine, diethanolamine, piperazine, benzylamine, phenylbenzylamine, choline, meglumine, and tromethamine, as well as dibasic amino acids, such as lysine and arginine.

If the compound is cationic, or has a functional group that may be cationic (e.g., -NH_2 may be -NH_3^+), then a salt may be formed with a suitable anion. Examples of suitable inorganic anions include, but are not limited to, those derived from the following inorganic acids: hydrochloric, hydrobromic, hydroiodic, sulfuric, sulfurous, nitric, nitrous, phosphoric, and phosphorous.

Examples of suitable organic anions include, but are not limited to, those derived from the following organic acids: 2-acetoxybenzoic, acetic, ascorbic, aspartic, benzoic, camphorsulfonic, cinnamic, citric, edetic, ethanedisulfonic, ethanesulfonic, fumaric, glucoheptonic, gluconic, glutamic, glycolic, hydroxymaleic, hydroxynaphthalene carboxylic, isethionic, lactic, lactobionic, lauric, maleic, malic, methanesulfonic, mucic, oleic, oxalic, palmitic, pamoic, pantothenic, phenylacetic, phenylsulfonic, propionic, pyruvic, salicylic, stearic, succinic, sulfanilic, tartaric, p-toluenesulfonic, and valeric. Examples of suitable polymeric organic anions include, but are not limited to, those derived from the following polymeric acids: tannic acid, carboxymethyl cellulose.

Unless otherwise specified, a reference to a particular compound also includes salt forms thereof.

Chemically Protected Forms

It may be convenient or desirable to prepare, purify, and/or handle an active compound in a chemically protected form. The term "chemically protected form" is used herein in the conventional chemical sense and pertains to a compound in which one or more reactive functional groups are protected from undesirable chemical reactions under specified conditions (e.g., pH, temperature, radiation, solvent, and the like). In practice, well known chemical methods are employed to reversibly render unreactive a functional group, which otherwise would be reactive, under specified conditions. In a chemically protected form, one or more reactive functional groups are in the form of a protected or protecting group (also known as a masked or masking group or a blocked or blocking group). By protecting a reactive functional group, reactions involving other unprotected reactive functional groups can be performed, without affecting the protected group; the protecting group may be removed, usually in a subsequent step, without substantially affecting the remainder of the molecule. See, for example, *Protective Groups in Organic Synthesis* (T. Green and P. Wuts; 3rd Edition; John Wiley and Sons, 1999). Unless otherwise specified, a reference to a particular compound also includes chemically protected forms thereof.

A wide variety of such "protecting," "blocking," or "masking" methods are widely used and well known in organic synthesis. For example, a compound which has two nonequivalent reactive functional groups, both of which would be reactive under specified conditions, may be derivatized to render one of the functional groups "protected," and therefore unreactive, under the specified conditions; so protected, the compound may be used as a reactant which has effectively only one reactive functional group. After the desired reaction (involving the other functional group) is complete, the protected group may be "deprotected" to return it to its original functionality.

A hydroxyl group may be protected as an ether (-OR) or an ester (-OC(O)R), for example, as: a *t*-butyl ether; a benzyl, benzhydryl (diphenylmethyl), or trityl (triphenylmethyl) ether; a trimethylsilyl or *t*-butyldimethylsilyl ether; or an acetyl ester (-OC(O)CH₃, -OAc).

An aldehyde or ketone group may be protected as an acetal (RCH(OR)₂) or ketal (R₂C(OR)₂), respectively, in which the carbonyl group (R₂C=O) is converted to a diether (R₂C(OR)₂), by reaction with, for example, a primary alcohol. The aldehyde or ketone group is readily regenerated by hydrolysis using a large excess of water in the presence of acid.

An amine group may be protected, for example, as an amide (-NRC(O)R) or a urethane (-NRC(O)OR), for example, as: a methyl amide (-NHC(O)CH₃); a benzyloxy amide (-NHC(O)OCH₂C₆H₅, -NH-Cbz); as a *tert*-butoxy amide (-NHC(O)OC(CH₃)₃, -NH-Boc); a 2-biphenyl-2-propoxy amide (-NHCO(O)C(CH₃)₂C₆H₄C₆H₅, -NH-Bpoc), as a 9-fluorenylmethoxy amide (-NH-Fmoc), as a 6-nitroveratryloxy amide (-NH-Nvoc), as a 2-trimethylsilylethoxy

amide (-NH- Teoc), as a 2,2,2-trichloroethyloxy amide (-NH-Troc), as an allyloxy amide (-NH-Alloc), as a 2(-phenylsulphonyl)ethyloxy amide (-NH-Psec); or, in suitable cases (e.g., cyclic amines), as a nitroxide radical (>N-O«).

A carboxylic acid group may be protected as an ester, for example, as: an alkyl ester (e.g., a methyl ester; a t-butyl ester); a haloalkyl ester (e.g., a haloalkyl ester); a trialkylsilylalkyl ester; or an arylalkyl ester (e.g., a benzyl ester; a nitrobenzyl ester); or as an amide, for example, as a methyl amide.

A thiol group may be protected as a thioether (-SR), for example, as: a benzyl thioether; an acetamidomethyl ether (-S-CH₂NHC(O)CH₃)

10 *Prodrugs and Other Modifications*

In addition to salt forms, the present disclosure may also provide compounds that are in a prodrug form. Prodrugs of the compounds described herein are those compounds that readily undergo chemical changes under physiological conditions to provide the compounds described herein. Prodrugs can be converted to the compounds of the present disclosure by chemical or
15 biochemical methods in an *ex vivo* environment. For example, prodrugs can be slowly converted to the compounds of the present disclosure when placed in a transdermal patch reservoir with or without a suitable enzyme or chemical reagent.

A compound described herein can also be modified by appending appropriate functionalities to enhance selective biological properties. Such modifications are known in the art and include
20 those that increase biological penetration into a given biological system (e.g., blood, lymphatic system, central nervous system), increase oral availability, increase solubility to allow administration by injection, alter metabolism, and/or alter rate of excretion. Examples of these modifications include, but are not limited to, esterification with polyethylene glycols, derivatization with pivalates or fatty acid substituents, conversion to carbamates, hydroxylation
25 of aromatic rings, and heteroatom substitution in aromatic rings.

Synthesis

The compounds may be synthesized according to the exemplary syntheses shown in the Examples.

Other methods of synthesizing the compounds of the formulae herein will be evident to those of
30 ordinary skill in the art. Synthetic chemistry transformations and protecting group methodologies (protection and deprotection) useful in synthesizing the compounds are known in the art and include, for example, those such as described in R. Larock, *Comprehensive Organic Transformations*, VCH Publishers (1989); T.W. Greene and P.G.M. Wuts, *Protective Groups in Organic Synthesis*, 2d. Ed., John Wiley and Sons (1991); L. Fieser and M. Fieser, *Fieser and*
35 *Fieser's Reagents for Organic Synthesis*, John Wiley and Sons (1994); and L. Paquette, ed.,

Encyclopedia of Reagents for Organic Synthesis, John Wiley and Sons (1995), and subsequent editions thereof.

Methods of Use and Activity

The compounds as disclosed herein and compositions including them have kinase inhibitory activity and are thus useful in modulating the action of kinases, and in treatment and/or prevention of diseases or conditions influenced by kinases. The above compounds and compositions may be used to modulate (e.g., influence or inhibit) the action of kinases either in a cell *in vitro* or in a cell in a living body *in vivo*. Specifically, in one embodiment, a method is provided of inhibiting the action of a kinase comprising applying to a medium such as an assay medium or contacting with a cell either in a cell *in vitro* or in a cell in a living body *in vivo* an effective inhibitory amount of a compound as disclosed herein. In one embodiment, the kinase inhibited is a *rho* kinase. In another embodiment, the kinase inhibited is a JAK (e.g., JAK2) kinase.

JAK inhibitors are useful in treating various JAK-associated diseases or disorders. Examples of JAK-associated diseases include diseases involving the immune system including, for example, organ transplant rejection (e.g., allograft rejection and graft versus host disease). Further examples of JAK-associated diseases include autoimmune diseases such as multiple sclerosis, rheumatoid arthritis, juvenile arthritis, psoriatic arthritis, type I diabetes, lupus, psoriasis, inflammatory bowel disease, ulcerative colitis, Crohn's disease, myasthenia gravis, immunoglobulin nephropathies, myocarditis, autoimmune thyroid disorders, chronic obstructive pulmonary disease (COPD), and the like. In some embodiments, the autoimmune disease is arthritis.

Further examples of JAK-associated diseases include allergic conditions such as asthma, food allergies, eczematous dermatitis, contact dermatitis, atopic dermatitis (atopic eczema), and rhinitis. Further examples of JAK-associated diseases include viral diseases such as Epstein Barr Virus (EBV), Hepatitis B, Hepatitis C, HIV, HTLV 1, Varicella-Zoster Virus (VZV) and Human Papilloma Virus (HPV).

Further examples of JAK-associated diseases or conditions include those characterized by solid tumors (e.g., prostate cancer, renal cancer, hepatic cancer, pancreatic cancer, gastric cancer, breast cancer, lung cancer, cancers of the head and neck, thyroid cancer, glioblastoma, Kaposi's sarcoma, Castleman's disease, uterine leiomyosarcoma, melanoma etc.), hematological cancers (e.g., lymphoma, leukemia such as acute lymphoblastic leukemia (ALL), acute myelogenous leukemia (AML) or multiple myeloma), and skin cancer such as cutaneous T-cell lymphoma (CTCL) and cutaneous B-cell lymphoma. Example CTCLs include Sezary syndrome and mycosis fungoides. Other examples of JAK-associated diseases or conditions include pulmonary arterial hypertension.

Other examples of JAK-associated diseases or conditions include inflammation-associated cancers. In some embodiments, the cancer is associated with inflammatory bowel disease. In some embodiments, the inflammatory bowel disease is ulcerative colitis. In some embodiments, the inflammatory bowel disease is Crohn's disease. In some embodiments, the inflammation-associated cancer is colitis-associated cancer. In some embodiments, the inflammation-associated cancer is colon cancer or colorectal cancer. In some embodiments, the cancer is gastric cancer, gastrointestinal carcinoid tumor, gastrointestinal stromal tumor (GIST), adenocarcinoma, small intestine cancer, or rectal cancer.

The compounds of the present disclosure are used in methods of inhibiting kinases in a cell, a tissue or a subject such as a human comprising contacting the cell with an amount of one or more of the compounds of the present disclosure effective to inhibit the kinase. In one embodiment, the compounds are administered in a pharmaceutically acceptable composition, such as in or with a pharmaceutically acceptable carrier.

In another embodiment, the compounds of the present disclosure are used in methods for modulating the action of a kinase in a cell comprising contacting the cell with amount of one or more compounds of the present disclosure effective to modulate the action of a kinase in a cell. In one embodiment, the compounds of the present disclosure are administered in a pharmaceutically acceptable composition, such as in or with a pharmaceutically acceptable carrier.

Treatment or prevention of diseases or conditions for which the compounds of the present disclosure may be useful includes any of the diseases or conditions associated with kinase activity or diseases or conditions affected by kinases. Examples of these types of diseases include neurodegenerative diseases, such as Alzheimer's; ocular diseases, such as diabetic eye diseases, wet age-related macular degeneration, or dry age-related macular degeneration, inflammatory eye diseases, retinal degradation and glaucoma; cardiovascular diseases; and cancer. Additional examples include bone disorder, obesity, hepatic disease, renal disease, pancreatitis, gastric disturbance, hypertension, fertility control, disorders of hair growth, nasal congestion, neurogenic bladder disorder, gastrointestinal disorder, dermatological disorder, and respiratory indications.

In some embodiments, the compounds of the present disclosure will be administered in conjunction with one or more additional therapeutic agents. Suitable classes of additional therapeutic agents include, but are not limited to, beta blockers, alpha-agonists, carbonic anhydrase inhibitors, prostaglandin-like compounds, miotic or cholinergic agents, epinephrine compounds, or neuroprotective or anti-inflammatory compounds.

Beta blockers. These compounds are thought to lower intraocular pressure (IOP) by reducing the production of aqueous humor. Examples include levobunolol (BETAGAN™), timolol (BETIMOL™, TIMOPTIC™), betaxolol (BETOPTIC™) and metipranolol (OPTIPRANOLOL™).

5 **Alpha-agonists.** These compounds are thought to lower IOP by reducing the production of aqueous humor and increasing drainage. Examples include apraclonidine (IOPIDINE™) and brimonidine (ALPHAGAN™).

Carbonic anhydrase inhibitors. These compounds are thought to lower IOP by also reducing the production of aqueous humor. Examples include dorzolamide (TRUSOPT™) and brinzolamide (AZOPT™).

10 **Prostaglandin-like compounds.** These compounds are thought to lower IOP by increasing the outflow of aqueous humor by the uveoscleral pathway. Examples include AR-102, latanoprost (XALATAN™), bimatoprost (LUMIGAN™), tafluprost (ZIOPTAN™), and travoprost (TRAVATAN™).

15 **Miotic or cholinergic agents.** These agents are thought to function by causing the pupil to constrict, which opens drainage channels in the eye. Examples include pilocarpine (ISOPTO CARPINE™, PILOPINE™) and carbachol (ISOPTO CARBACHOL™).

Epinephrine compounds. These compounds, such as dipivefrin (PROPINE™), are thought to function by both decreasing the outflow of aqueous humor, as well as increasing fluid drainage.

20 **Neuroprotective or anti-inflammatory compounds.** These compounds, such as Aflibercept (EYLEA™) are treatments for conditions of the retina such as Macular Degeneration, and are designed as anti-VEGF treatments or have similar types of anti-growth or anti-inflammatory activity.

25 Thus, provided herein are methods of treating an ocular disorder in a subject in need thereof, comprising administering to the subject a compound, a composition, or a pharmaceutical composition provided herein.

Also provided herein are methods of reducing intraocular pressure in a subject in need thereof, comprising administering to the subject a compound, a composition, or a pharmaceutical composition provided herein.

30 In one aspect, provided herein are methods of treating an ocular disorder in a subject in need thereof, comprising administering to the subject a compound, or a pharmaceutically acceptable salt thereof, provided herein.

In some embodiments, the ocular disorder is glaucoma.

In another aspect, provided herein are methods of reducing intraocular pressure in a subject in need thereof, comprising administering to the subject a compound, or a pharmaceutically acceptable salt thereof, provided herein.

5 In some embodiments of these aspects, the compound is administered topically to an eye of the subject.

In some embodiments, provided herein are methods of treating an ocular disorder in a subject in need thereof, comprising administering to the subject a compound of any of the Formulae provided herein, or a pharmaceutically acceptable salt thereof.

10 In some embodiments, provided herein are methods of treating an ocular disorder in a subject in need thereof, comprising administering to the subject a compound provided in Table 1, Table 2, Table 3, Table 4, Table 5, Table 6, Table 7, Table 8, Table 9, Table 10, Table 11, Table 12, Table 13, Table 14, Table 15, Table 16, Table 17 or Table 18, or a pharmaceutically acceptable salt thereof.

15 In some embodiments, provided herein are methods of reducing intraocular pressure in a subject in need thereof, comprising administering to the subject a compound of any of the Formulae provided herein, or a pharmaceutically acceptable salt thereof.

20 In some embodiments, provided herein are methods of reducing intraocular pressure in a subject in need thereof, comprising administering to the subject a compound provided in Table 1, Table 2, Table 3, Table 4, Table 5, Table 6, Table 7, Table 8, Table 9, Table 10, Table 11, Table 12, Table 13, Table 14, Table 15, Table 16, Table 17 or Table 18, or a pharmaceutically acceptable salt thereof.

25 In some embodiments of these methods, the method further comprises administering one or more additional therapeutic agents. In some embodiments, the one or more additional therapeutic agents is a beta blocker, an alpha-agonist, a carbonic anhydrase inhibitor, a prostaglandin or a prostaglandin-like compound, a miotic or cholinergic agent, an epinephrine compound, or a neuroprotective or anti-inflammatory compound. In some embodiments, the one or more additional therapeutic agents is a prostaglandin or a prostaglandin-like compound. In some embodiment, the prostaglandin-like compound is AR-102, latanoprost, bimatoprost, tafluprost, or travoprost.

30 Also provided herein are methods of treating an autoimmune disease in a subject in need thereof, comprising administering to the subject a compound, a composition, or a pharmaceutical composition provided herein.

35 In some embodiments, provided herein are methods of treating an autoimmune disease in a subject in need thereof, comprising administering to the subject a compound of any of the Formulae provided herein, or a pharmaceutically acceptable salt thereof.

In some embodiments, provided herein are methods of treating an autoimmune disease in a subject in need thereof, comprising administering to the subject a compound provided in Table 1, Table 2, Table 3, Table 4, Table 5, Table 6, Table 7, Table 8, Table 9, Table 10, Table 11, Table 12, Table 13, Table 14, Table 15, Table 16, Table 17 or Table 18, or a pharmaceutically acceptable salt thereof.

In some embodiments, the autoimmune disease is multiple sclerosis, rheumatoid arthritis, juvenile arthritis, psoriatic arthritis, type I diabetes, lupus, psoriasis, inflammatory bowel disease, ulcerative colitis, Crohn's disease, myasthenia gravis, immunoglobulin nephropathies, myocarditis, autoimmune thyroid disorders, or chronic obstructive pulmonary disease.

Compositions and Administration

The additional therapeutic agent or agents can be administered simultaneously or sequentially with the compounds of the present disclosure. Sequential administration includes administration before or after the compounds of the present disclosure. In some embodiments, the additional therapeutic agent or agents can be administered in the same composition as the compounds of the present disclosure. In other embodiments, there can be an interval of time between administration of the additional therapeutic agent and the compounds of the present disclosure.

In some embodiments, the administration of an additional therapeutic agent with a compound of the present disclosure will enable lower doses of the other therapeutic agents to be administered for a longer period of time.

Also provided herein are compositions comprising a compound provided herein, or a pharmaceutically acceptable salt thereof. In one embodiment, the compositions provided herein are pharmaceutical compositions comprising a pharmaceutically acceptable carrier.

Pharmaceutical compositions for use in accordance with the present disclosure may be formulated in a conventional manner using one or more physiologically acceptable carriers or excipients. Thus, the compounds and their physiologically acceptable salts and solvates may be formulated for administration by, for example, solid dosing, eyedrop, in a topical oil-based formulation, injection (including injection of a drug-eluting device either into the body as a whole, or into specific tissues of the eye), inhalation (either through the mouth or the nose), implants, or oral, buccal, parenteral or rectal administration. Techniques and formulations may generally be found in "Remington's Pharmaceutical Sciences," (Meade Publishing Co., Easton, PA).

The route by which the compounds of the present disclosure (component A) will be administered and the form of the composition will dictate the type of carrier (component B) to be used. The composition may be in a variety of forms, suitable, for example, for systemic administration (e.g., oral, rectal, nasal, sublingual, buccal, implants, or parenteral, or by ocular injection into one of the chambers of the eye, such as intravitreal injection,

intracameral injection, or injection into the aqueous humour.) or topical administration (e.g., local application on the skin, ocular, liposome delivery systems, or iontophoresis).

Carriers for systemic administration typically comprise at least one of a) diluents, b) lubricants, c) binders, d) disintegrants, e) colorants, f) flavors, g) sweeteners, h) antioxidants, j) preservatives, k) glidants, m) solvents, n) suspending agents, o) wetting agents, p) surfactants, combinations thereof, and others. All carriers are optional in the systemic compositions.

Ingredient a) is a diluent. Suitable diluents for solid dosage forms include sugars such as glucose, lactose, dextrose, and sucrose; diols such as propylene glycol; calcium carbonate; sodium carbonate; sugar alcohols, such as glycerin; mannitol; and sorbitol. The amount of ingredient a) in the systemic or topical composition is typically about 50 to about 90%.

Ingredient b) is a lubricant. Suitable lubricants for solid dosage forms are exemplified by solid lubricants including silica, talc, stearic acid and its magnesium salts and calcium salts, calcium sulfate; and liquid lubricants such as polyethylene glycol and vegetable oils such as peanut oil, cottonseed oil, sesame oil, olive oil, corn oil and oil of Theobroma. The amount of ingredient b) in the systemic or topical composition is typically about 5 to about 10%.

Ingredient c) is a binder. Suitable binders for solid dosage forms include polyvinyl pyrrolidone; magnesium aluminum silicate; starches such as corn starch and potato starch; gelatin; tragacanth; and cellulose and its derivatives, such as sodium carboxymethylcellulose, ethyl cellulose, methylcellulose, microcrystalline cellulose, and sodium carboxymethylcellulose. The amount of ingredient c) in the systemic composition is typically about 5 to about 50%, and in ocular solid dosing forms up to 99%.

Ingredient d) is a disintegrant. Suitable disintegrants for solid dosage forms include agar, alginic acid and the sodium salt thereof, effervescent mixtures, croscarmellose, crospovidone, sodium carboxymethyl starch, sodium starch glycolate, clays, and ion exchange resins. The amount of ingredient d) in the systemic or topical composition is typically about 0.1 to about 10%.

Ingredient e) for solid dosage forms is a colorant such as an FD&C dye. When used, the amount of ingredient e) in the systemic or topical composition is typically about 0.005 to about 0.1%.

Ingredient f) for solid dosage forms is a flavor such as menthol, peppermint, and fruit flavors. The amount of ingredient f), when used, in the systemic or topical composition is typically about 0.1 to about 1.0%.

Ingredient g) for solid dosage forms is a sweetener such as aspartame and saccharin. The amount of ingredient g) in the systemic or topical composition is typically about 0.001 to about 1%.

Ingredient h) is an antioxidant such as butylated hydroxyanisole ("BHA"), butylated hydroxytoluene ("BHT"), and vitamin E. The amount of ingredient h) in the systemic or topical composition is typically about 0.1 to about 5%.

5 Ingredient j) is a preservative such as benzalkonium chloride, methyl paraben and sodium benzoate. The amount of ingredient j) in the systemic or topical composition is typically about 0.01 to about 5%.

Ingredient k) for solid dosage forms is a glidant such as silicon dioxide. The amount of ingredient k) in the systemic or topical composition is typically about 1 to about 5%.

10 Ingredient m) is a solvent, such as water, isotonic saline, ethyl oleate, glycerine, hydroxylated castor oils, alcohols such as ethanol, and phosphate buffer solutions. The amount of ingredient m) in the systemic or topical composition is typically from about 0 to about 100%.

Ingredient n) is a suspending agent. Suitable suspending agents include AVICEL® RC-591 (from FMC Corporation of Philadelphia, PA) and sodium alginate. The amount of ingredient n) in the systemic or topical composition is typically about 1 to about 8%.

15 Ingredient o) is a surfactant such as lecithin, Polysorbate 80, and sodium lauryl sulfate, and the TWEENS® from Atlas Powder Company of Wilmington, Delaware. Suitable surfactants include those disclosed in the C.T.F.A. Cosmetic Ingredient Handbook, 1992, pp.587-592; Remington's Pharmaceutical Sciences, 15th Ed. 1975, pp. 335-337; and McCutcheon's Volume 1, Emulsifiers & Detergents, 1994, North American Edition, pp. 236-239. The amount of ingredient
20 o) in the systemic or topical composition is typically about 0.1% to about 5%.

Although the amounts of components A and B in the systemic compositions will vary depending on the type of systemic composition prepared, the specific derivative selected for component A and the ingredients of component B, in general, system compositions comprise 0.01% to 50% of component A and 50 to 99.99% of component B.

25 Compositions for parenteral administration typically comprise A) 0.1 to 10% of the compounds of the present disclosure and B) 90 to 99.9% of a carrier comprising a) a diluent and m) a solvent. In one embodiment, component a) comprises propylene glycol and m) comprises ethanol or ethyl oleate.

30 Compositions for oral administration can have various dosage forms. For example, solid forms include tablets, capsules, granules, and bulk powders. These oral dosage forms comprise a safe and effective amount, usually at least about 5%, and more particularly from about 25% to about 50% of component A). The oral dosage compositions further comprise about 50 to about 95% of component B), and more particularly, from about 50 to about 75%.

35 Tablets can be compressed, tablet triturates, enteric-coated, sugar-coated, film-coated, or multiple-compressed. Tablets typically comprise component A, and component B a carrier

comprising ingredients selected from the group consisting of a) diluents, b) lubricants, c) binders, d) disintegrants, e) colorants, f) flavors, g) sweeteners, k) glidants, and combinations thereof. Specific diluents include calcium carbonate, sodium carbonate, mannitol, lactose and cellulose. Specific binders include starch, gelatin, and sucrose. Specific disintegrants include alginic acid and croscarmellose. Specific lubricants include magnesium stearate, stearic acid, and talc. Specific colorants are the FD&C dyes, which can be added for appearance. Chewable tablets preferably contain g) sweeteners such as aspartame and saccharin, or f) flavors such as menthol, peppermint, fruit flavors, or a combination thereof.

Capsules (including implants, time release and sustained release formulations) typically comprise component A, and a carrier comprising one or more a) diluents disclosed above in a capsule comprising gelatin. Granules typically comprise component A, and preferably further comprise k) glidants such as silicon dioxide to improve flow characteristics. Implants can be of the biodegradable or the non-biodegradable type. Implants may be prepared using any known biocompatible formulation.

The selection of ingredients in the carrier for oral compositions depends on secondary considerations like taste, cost, and shelf stability, which are not critical for the purposes of this disclosure. One skilled in the art would know how to select appropriate ingredients without undue experimentation.

The solid compositions may also be coated by conventional methods, typically with pH or time-dependent coatings, such that component A is released in the gastrointestinal tract in the vicinity of the desired application, or at various points and times to extend the desired action. The coatings typically comprise one or more components selected from the group consisting of cellulose acetate phthalate, polyvinyl acetate phthalate, hydroxypropyl methyl cellulose phthalate, ethyl cellulose, EUDRAGIT® coatings (available from Rohm & Haas G.M.B.H. of Darmstadt, Germany), waxes and shellac.

Compositions for oral administration can also have liquid forms. For example, suitable liquid forms include aqueous solutions, emulsions, suspensions, solutions reconstituted from non-effervescent granules, suspensions reconstituted from non-effervescent granules, effervescent preparations reconstituted from effervescent granules, elixirs, tinctures, syrups, and the like. Liquid orally administered compositions typically comprise component A and component B, namely, a carrier comprising ingredients selected from the group consisting of a) diluents, e) colorants, f) flavors, g) sweeteners, j) preservatives, m) solvents, n) suspending agents, and o) surfactants. *Peroral* liquid compositions preferably comprise one or more ingredients selected from the group consisting of e) colorants, f) flavors, and g) sweeteners.

Other compositions useful for attaining systemic delivery of the subject compounds include injection, sublingual, buccal and nasal dosage forms. Such compositions typically comprise one

or more of soluble filler substances such as a) diluents including sucrose, sorbitol and mannitol; and c) binders such as acacia, microcrystalline cellulose, carboxymethyl cellulose, and hydroxypropyl methylcellulose. Such compositions may further comprise b) lubricants, e) colorants, f) flavors, g) sweeteners, h) antioxidants, and k) glidants.

- 5 In one embodiment of the disclosure, the compounds of the present disclosure are topically administered. Topical compositions that can be applied locally to the eye may be in any form known in the art, non-limiting Examples of which include solids, gelable drops, sprays, ointments, or a sustained or non-sustained release unit placed in the conjunctival cul-du-sac of the eye or another appropriate location.
- 10 Topical compositions that can be applied locally to the skin may be in any form including solids, solutions, oils, creams, ointments, gels, lotions, shampoos, leave-on and rinse-out hair conditioners, milks, cleansers, moisturizers, sprays, skin patches, and the like. Topical compositions comprise: component A, the compounds described above, and component B, a carrier. The carrier of the topical composition preferably aids penetration of the compounds
- 15 into the eye. Component B may further comprise one or more optional components.

An effective amount of a compound according to the present disclosure will vary with the particular condition being treated, the age and physical condition of the patient being treated, the severity of the condition, the duration of treatment, the nature of concurrent therapy, the route of administration, the particular pharmaceutically-acceptable carrier utilized, and like

20 factors within the knowledge and expertise of the attending physician. For example, an effective amount of the compounds of the present disclosure for systemic administration is from about 0.01 to about 1000 µg/kg body weight, preferably from about 0.1 to about 100 µg/kg per body weight, most preferably from about 1 to about 50 µg/kg body weight per day. The transdermal dosages will be designed to attain similar serum or plasma levels, based upon techniques

25 known to those skilled in the art of pharmacokinetics and transdermal formulations. Plasma levels for systemic administration are expected to be in the range of 0.01 to 100 ng/mL, more preferably from 0.05 to 50 ng/mL and most preferably from 0.1 to 10 ng/mL. While these dosages are based upon a daily administration rate, the compounds of the present disclosure may also be administered at other intervals, such as twice per day, twice weekly, once weekly,

30 or once a month. One of ordinary skill in the art would be able to calculate suitable effective amounts for other intervals of administration.

The compounds of the present disclosure are useful in a method of reducing or decreasing intraocular pressure. The compounds of the present disclosure may be administered to a subject in need of treatment in an amount effective to reduce intraocular pressure. Thus, these

35 compounds are useful in the treatment of glaucoma. The preferred route of administration for treating glaucoma is topically.

The exact amounts of each component in the topical composition depend on various factors. The amount of component A added to the topical composition is dependent on the IC_{50} of component A, typically expressed in nanomolar (nM) units. For example, if the IC_{50} of the medicament is 1 nM, the amount of component A will be from about 0.001 to about 0.3%. If the IC_{50} of the medicament is 10 nM, the amount of component A will be from about 0.01 to about 1%. If the IC_{50} of the medicament is 100 nM, the amount of component A will be from about 0.1 to about 10%. If the amount of component A is outside the ranges specified above (*i.e.*, lower), efficacy of the treatment may be reduced. One skilled in the art understands how to calculate and understand an IC_{50} . The remainder of the composition, up to 100%, is component B.

The amount of the carrier employed in conjunction with component A is sufficient to provide a practical quantity of composition for administration per unit dose of the medicament. Techniques and compositions for making dosage forms useful in the methods of this disclosure are described in the following references: Modern Pharmaceutics, Chapters 9 and 10, Banker & Rhodes, eds. (1979); Lieberman *et al.*, Pharmaceutical Dosage Forms: Tablets (1981); and Ansel, Introduction to Pharmaceutical Dosage Forms, 2nd Ed., (1976).

Component B may comprise a single ingredient or a combination of two or more ingredients. In the topical compositions, component B comprises a topical carrier. Suitable topical carriers comprise one or more ingredients selected from the group consisting of phosphate buffered saline, isotonic water, deionized water, monofunctional alcohols, symmetrical alcohols, *a/o* vera gel, allantoin, glycerin, vitamin A and E oils, mineral oil, propylene glycol, PPG-2 myristyl propionate, dimethyl isosorbide, castor oil, combinations thereof, and the like. More particularly, carriers for skin applications include propylene glycol, dimethyl isosorbide, and water, and even more particularly, phosphate buffered saline, isotonic water, deionized water, monofunctional alcohols and symmetrical alcohols.

The carrier of the topical composition may further comprise one or more ingredients selected from the group consisting of q) emollients, r) propellants, s) solvents, t) humectants, u) thickeners, v) powders, w) fragrances, x) pigments, and y) preservatives.

Ingredient q) is an emollient. The amount of ingredient q) in a skin-based topical composition is typically about 5 to about 95%. Suitable emollients include stearyl alcohol, glyceryl monoricinoleate, glyceryl monostearate, propane-1,2-diol, butane-1,3-diol, mink oil, cetyl alcohol, isopropyl isostearate, stearic acid, isobutyl palmitate, isocetyl stearate, oleyl alcohol, isopropyl laurate, hexyl laurate, decyl oleate, octadecan-2-ol, isocetyl alcohol, cetyl palmitate, di-*n*-butyl sebacate, isopropyl myristate, isopropyl palmitate, isopropyl stearate, butyl stearate, polyethylene glycol, triethylene glycol, lanolin, sesame oil, coconut oil, arachis oil, castor oil, acetylated lanolin alcohols, petroleum, mineral oil, butyl myristate, isostearic acid, palmitic acid, isopropyl linoleate, lauryl lactate, myristyl lactate, decyl oleate, myristyl myristate, and

combinations thereof. Specific emollients for skin include stearyl alcohol and polydimethylsiloxane.

Ingredient r) is a propellant. The amount of ingredient r) in the topical composition is typically about 0 to about 95%. Suitable propellants include propane, butane, isobutane, dimethyl ether,
5 carbon dioxide, nitrous oxide, and combinations thereof.

Ingredient s) is a solvent. The amount of ingredient s) in the topical composition is typically about 0 to about 95%. Suitable solvents include water, ethyl alcohol, methylene chloride, isopropanol, castor oil, ethylene glycol monoethyl ether, diethylene glycol monobutyl ether, diethylene glycol monoethyl ether, dimethylsulfoxide, dimethyl formamide, tetrahydrofuran, and
10 combinations thereof. Specific solvents include ethyl alcohol and homotopic alcohols.

Ingredient t) is a humectant. The amount of ingredient t) in the topical composition is typically 0 to 95%. Suitable humectants include glycerin, sorbitol, sodium 2-pyrrolidone-5-carboxylate, soluble collagen, dibutyl phthalate, gelatin, and combinations thereof. Specific humectants include glycerin.

Ingredient u) is a thickener. The amount of ingredient u) in the topical composition is typically about 0 to about 95%.

Ingredient v) is a powder. The amount of ingredient v) in the topical composition is typically 0 to 95%. Suitable powders include *beta*-cyclodextrins, hydroxypropyl cyclodextrins, chalk, talc, fullers earth, kaolin, starch, gums, colloidal silicon dioxide, sodium polyacrylate, tetra alkyl
20 ammonium smectites, trialkyl aryl ammonium smectites, chemically-modified magnesium aluminum silicate, organically-modified Montmorillonite clay, hydrated aluminum silicate, fumed silica, carboxyvinyl polymer, sodium carboxymethyl cellulose, ethylene glycol monostearate, and combinations thereof. For ocular applications, specific powders include *beta*-cyclodextrin, hydroxypropyl cyclodextrin, and sodium polyacrylate. For gel dosing ocular formulations,
25 sodium polyacrylate may be used.

Ingredient w) is a fragrance. The amount of ingredient w) in the topical composition is typically about 0 to about 0.5%, particularly, about 0.001 to about 0.1%. For ocular applications a fragrance is not typically used.

Ingredient x) is a pigment. Suitable pigments for skin applications include inorganic pigments, organic lake pigments, pearlescent pigments, and mixtures thereof. Inorganic pigments useful
30 in this disclosure include those selected from the group consisting of rutile or anatase titanium dioxide, coded in the Color Index under the reference CI 77,891; black, yellow, red and brown iron oxides, coded under references CI 77,499, 77,492 and, 77,491; manganese violet (CI 77,742); ultramarine blue (CI 77,007); chromium oxide (CI 77,288); chromium hydrate (CI
35 77,289); and ferric blue (CI 77,510) and mixtures thereof.

The organic pigments and lakes useful in this disclosure include those selected from the group consisting of D&C Red No. 19 (CI 45,170), D&C Red No. 9 (CI 15,585), D&C Red No. 21 (CI 45,380), D&C Orange No. 4 (CI 15,510), D&C Orange No. 5 (CI 45,370), D&C Red No. 27 (CI 45,410), D&C Red No. 13 (CI 15,630), D&C Red No. 7 (CI 15,850), D&C Red No. 6 (CI 15,850),
5 D&C Yellow No. 5 (CI 19,140), D&C Red No. 36 (CI 12,085), D&C Orange No. 10 (CI 45,425), D&C Yellow No. 6 (CI 15,985), D&C Red No. 30 (CI 73,360), D&C Red No. 3 (CI 45,430), the dye or lakes based on Cochineal Carmine (CI 75,570) and mixtures thereof.

The pearlescent pigments useful in this disclosure include those selected from the group consisting of the white pearlescent pigments such as mica coated with titanium oxide, bismuth
10 oxychloride, colored pearlescent pigments such as titanium mica with iron oxides, titanium mica with ferric blue, chromium oxide and the like, titanium mica with an organic pigment of the above-mentioned type as well as those based on bismuth oxychloride and mixtures thereof. The amount of pigment in the topical composition is typically about 0 to about 10%. For ocular applications a pigment is generally not used.

15 In a particularly preferred embodiment of the disclosure, topical pharmaceutical compositions for ocular administration are prepared typically comprising component A and B (a carrier), such as purified water, and one or more ingredients selected from the group consisting of y) sugars or sugar alcohols such as dextrans, particularly mannitol and dextran 70, z) cellulose or a derivative thereof, aa) a salt, bb) disodium EDTA (Edetate disodium), and cc) a pH adjusting
20 additive.

Examples of z) cellulose derivatives suitable for use in the topical pharmaceutical composition for ocular administration include sodium carboxymethylcellulose, ethylcellulose, methylcellulose, and hydroxypropyl-methylcellulose, particularly, hydroxypropyl-methylcellulose.

Examples of aa) salts suitable for use in the topical pharmaceutical composition for ocular
25 administration include mono-, di- and trisodium phosphate, sodium chloride, potassium chloride, and combinations thereof.

Examples of cc) pH adjusting additives include HCl or NaOH in amounts sufficient to adjust the pH of the topical pharmaceutical composition for ocular administration to the range of 4.5-7.5 pH units.

30 Component A may be included in kits comprising a compound of Formulas (I)-(IX), a systemic or topical composition described above, or both; and information, instructions, or both that use of the kit will provide treatment for cosmetic and medical conditions in mammals (particularly humans). The information and instructions may be in the form of words, pictures, or both, and the like. In addition or in the alternative, the kit may comprise the medicament, a composition,
35 or both; and information, instructions, or both, regarding methods of application of medicament,

or of composition, preferably with the benefit of treating or preventing cosmetic and medical conditions in mammals (e.g., humans).

The disclosure will be further explained by the following illustrative Examples that are to be considered to be non-limiting.

5 Examples

All temperatures are given in degrees Centigrade. Reagents and starting materials were purchased from commercial sources or prepared following published literature procedures.

Unless otherwise noted, HPLC purification, when appropriate, was performed by redissolving the compound in a small volume of DMSO and filtering through a 0.45 micron (nylon disc) syringe filter. The solution was then purified using, for example, a 50 mm Varian Dynamax HPLC 21.4 mm Microsorb Guard-8 C₈ column. A typical initial eluting mixture of 40-80% MeOH:H₂O was selected as appropriate for the target compound. This initial gradient was maintained for 0.5 minutes then increased to 100% MeOH:0% H₂O over 5 minutes. 100% MeOH was maintained for 2 more minutes before re-equilibration back to the initial starting gradient. A typical total run time was 8 minutes. The resulting fractions were analyzed, combined as appropriate, and then evaporated to provide purified material.

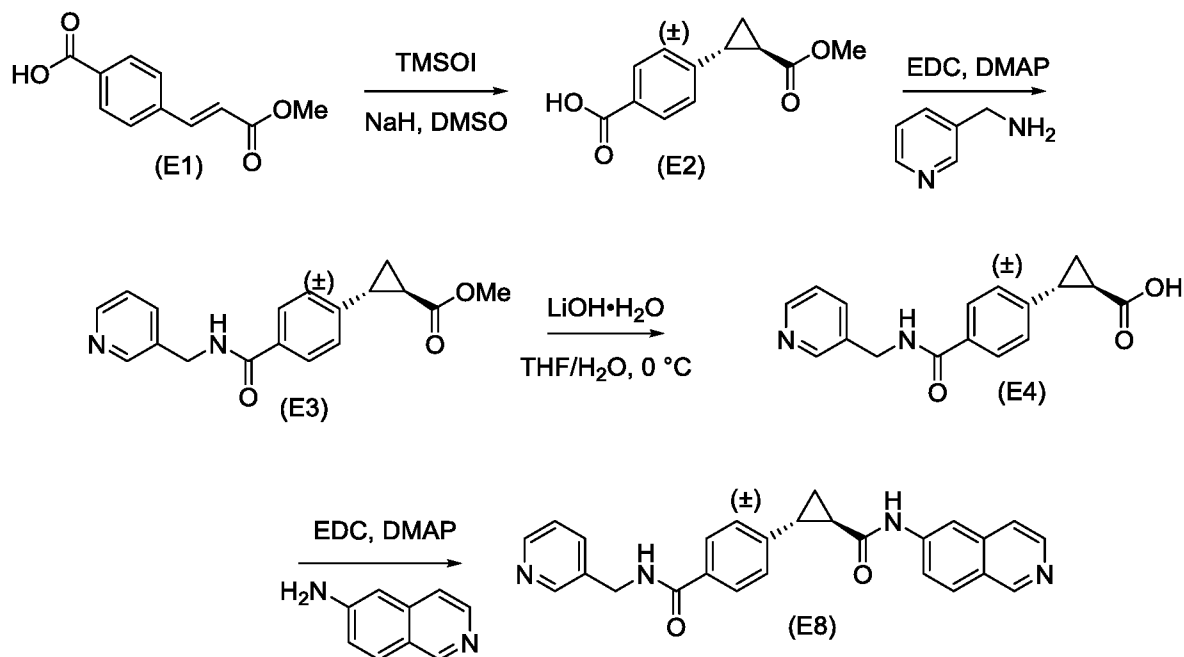
Proton magnetic resonance (¹H NMR) spectra were recorded on either a Bruker 600 MHz spectrometer equipped with a sample changer and a cryoprobe, a Varian INOVA 600 MHz (¹H) NMR spectrometer, Varian INOVA 500 MHz (¹H) NMR spectrometer, Varian Mercury 300 MHz (¹H) NMR spectrometer, or a Varian Mercury 200 MHz (¹H) NMR spectrometer. All spectra were determined in the solvents indicated. Although chemical shifts are reported in ppm downfield of tetramethylsilane, they are referenced to the residual proton peak of the respective solvent peak for ¹H NMR. Interproton coupling constants are reported in Hertz (Hz).

Analytical LCMS spectra were obtained using a Waters Acquity QDA MS ESI instrument with an Alliance 2695 HPLC and a 2998 Photodiode Array Detector. Spectra were analyzed at 254 and 230 nm. Samples were passed through a Waters Atlantis T3 4.6x75 mm 3.5 μm column with a guard column (Atlantis T3 4.6 x20 mm 5 μm. Gradients were typically run with mobile phase A: 0.1% formic acid in H₂O and mobile phase B: ACN with a flow rate of 0.8 mL/min. Two gradients will illustrate:

30	Gradient A			Gradient B		
	Time	A%	B%	Time	A%	B%
	0.00	95	5.0	0.00	80.0	20.0
	1.00	95	5.0	1.00	80.0	20.0
	6.00	40	60	6.00	25.0	75.0

7.00	5.0	95.0	7.00	5.0	95.0
8.00	5.0	95.0	8.00	5.0	95.0
9.00	95	5.0	9.00	80.0	20.0
12.00	95	5.0	12.00	80.0	20.0

- 5 The settings for the MS probe are typically a cone voltage at 15 V, capillary voltage at 0.8 KV for Positive mode and 0.4 kV for negative mode. The probe temperature is 600 °C and the source temperature is 120 °C. The following preparations illustrate procedures for the preparation of intermediates and methods for the preparation of an arylcyclopropyl amino isoquinolinyl amide derivative.
- 10 When used in the present application, the following abbreviations have the meaning set out below:
- AcOH is acetic acid;
 Bn is benzyl;
 1,2, DCE is 1,2 dichloroethane
 15 DCM is dichloromethane;
 DCC is N,N'-dicyclohexylcarbodiimide;
 DME is 1,2-dimethoxyethane;
 DMF is N,N-dimethylformamide;
 DMSO is dimethyl sulfoxide;
 20 DBU is 1,8-diazabicyclo[5.4.0]undec-7-ene;
 DMAP is 4-dimethylaminopyridine;
 EDC/EDAC is N-(3-dimethylaminopropyl)-N'-ethylcarbodiimide hydrochloride;
 EtOAc is ethyl acetate;
 EtOH is ethanol;
 25 HOBt is 1-hydroxybenzotriazole;
 IOP is intraocular pressure
 MeOH is methanol;
 rt is room temperature;
 tBu or t-Bu is *tert*-butyl;
 30 TFA is trifluoroacetic acid;
 THF is tetrahydrofuran;
 TLC is thin-layer chromatography and
 TMSOI is trimethylsulfoxonium iodide

Example 1**Scheme 1.**

Preparation of 4-(2-(methoxycarbonyl)cyclopropyl)benzoic acid (E2). To trimethylsulfoxonium iodide (TMSOI) in DMSO was added NaH and the solution was stirred for one hour under N₂. (E)-4-(3-methoxy-3-oxoprop-1-en-1-yl)benzoic acid (E1) dissolved in DMSO was added and the solution was stirred for 3 hours at room temperature. The mixture was poured into cold EtOAc and HCl (1N) and extracted with EtOAc. The organics were dried (Na₂SO₄), filtered and evaporated. Column chromatography over silica gel eluting with 0-4% MeOH/CH₂Cl₂ gave pure 4-(2-(methoxycarbonyl)cyclopropyl)benzoic acid (E2).

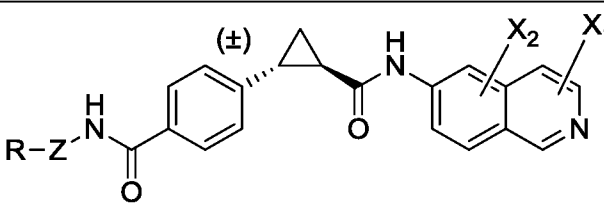
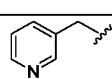
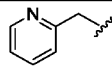
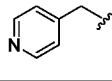
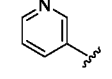
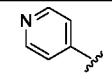
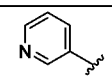
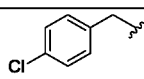
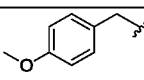
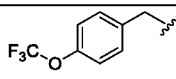
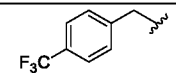
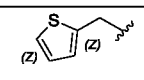
Preparation of trans-methyl 2-(4-((pyridin-3-ylmethyl)carbamoyl)phenyl)cyclopropane-1-carboxylate (E3). To 4-(2-(methoxycarbonyl)cyclopropyl)benzoic acid (E2), in CH₂Cl₂ were added EDC, DMAP and pyridin-3-ylmethanamine and the solution was stirred under N₂ at room temperature for 7 hours. The reaction was poured into EtOAc/NaHCO₃ (sat) and extracted with EtOAc, dried (Na₂SO₄), filtered and evaporated. Column chromatography over silica gel eluting with 0-5% MeOH/CH₂Cl₂ gave pure trans-methyl 2-(4-((pyridin-3-ylmethyl)carbamoyl)phenyl)cyclopropane-1-carboxylate (E3).

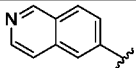
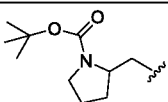
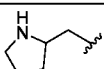
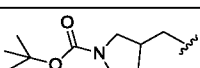
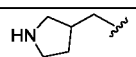
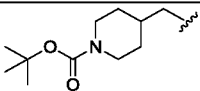
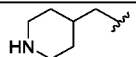
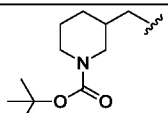
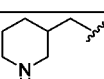
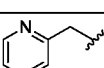
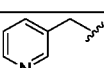
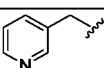
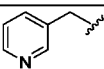
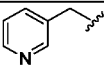
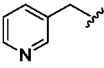
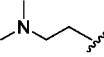
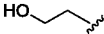
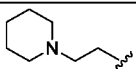
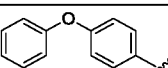
Preparation of trans-2-(4-((pyridin-3-ylmethyl)carbamoyl)phenyl)cyclopropane-1-carboxylic acid (E4). To trans-methyl 2-(4-((pyridin-3-ylmethyl)carbamoyl)phenyl)cyclopropane-1-carboxylate (E3) in THF/H₂O at 0 °C was added LiOH·H₂O and the solution was warmed to room temperature and stirred for 3 hours. The pH was adjusted to 5 with HCl (1N). The aqueous layer was extracted with EtOAc, dried (Na₂SO₄), filtered and evaporated to give trans-2-(4-((pyridin-3-ylmethyl)carbamoyl)phenyl)cyclopropane-1-carboxylic acid (E4).

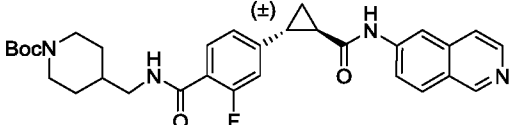
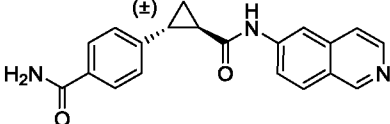
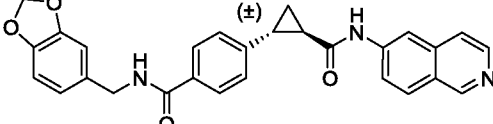
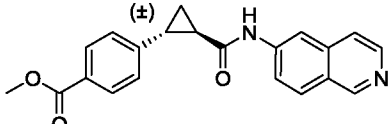
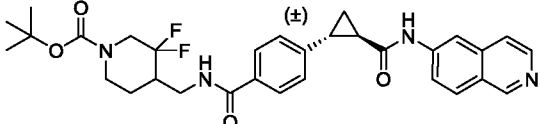
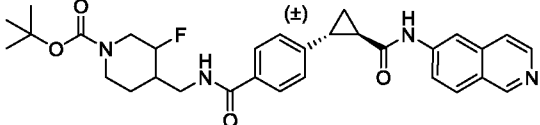
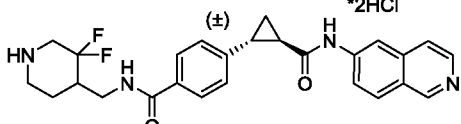
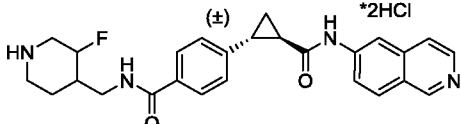
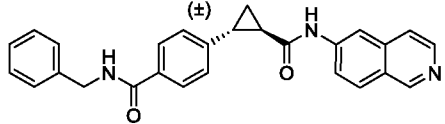
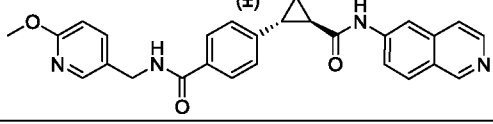
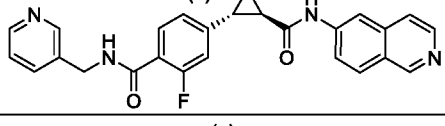
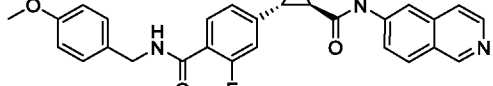
Preparation of *trans*-4-(2-(isoquinolin-6-ylcarbamoyl)cyclopropyl)-N-(pyridin-3-ylmethyl)benzamide (**E8**). To *trans*-2-(4-((pyridin-3-ylmethyl) carbamoyl) phenyl) cyclo-propane-1-carboxylic acid (**E4**) in pyridine were added EDC, DMAP and 6-aminoisoquinoline and the solution was stirred under N₂ overnight. The mixture was poured into NaHCO₃ and extracted with EtOAc, dried (Na₂SO₄), filtered and evaporated. Column chromatography over silica gel eluting with 0-3% MeOH/CH₂Cl₂ gave pure *trans*-4-(2-(isoquinolin-6-ylcarbamoyl)cyclopropyl)-N-(pyridin-3-ylmethyl)benzamide (**E8**).

Using procedures analogous to those set forth above for Scheme 1 and substituting the appropriate starting materials, the compounds **E8-E39.1**, and **E39.2-E39.38** were made and **E40-E48** (see Table 2) could be synthesized.

Table 2.

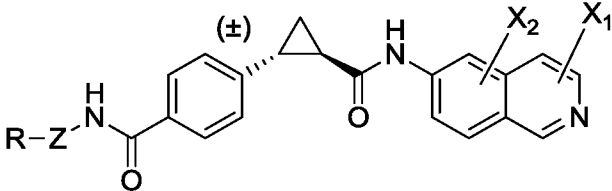
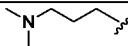
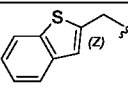
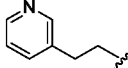
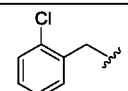
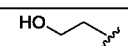
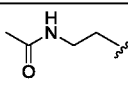
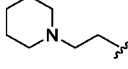
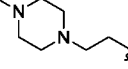
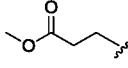
			
Example	R-Z-	X ₁	X ₂
E8		H	H
E9		H	H
E10		H	H
E11		H	H
E12		H	H
E13		H	H
E14		H	H
E15		H	H
E15.1		H	H
E16		H	H
E17		H	H

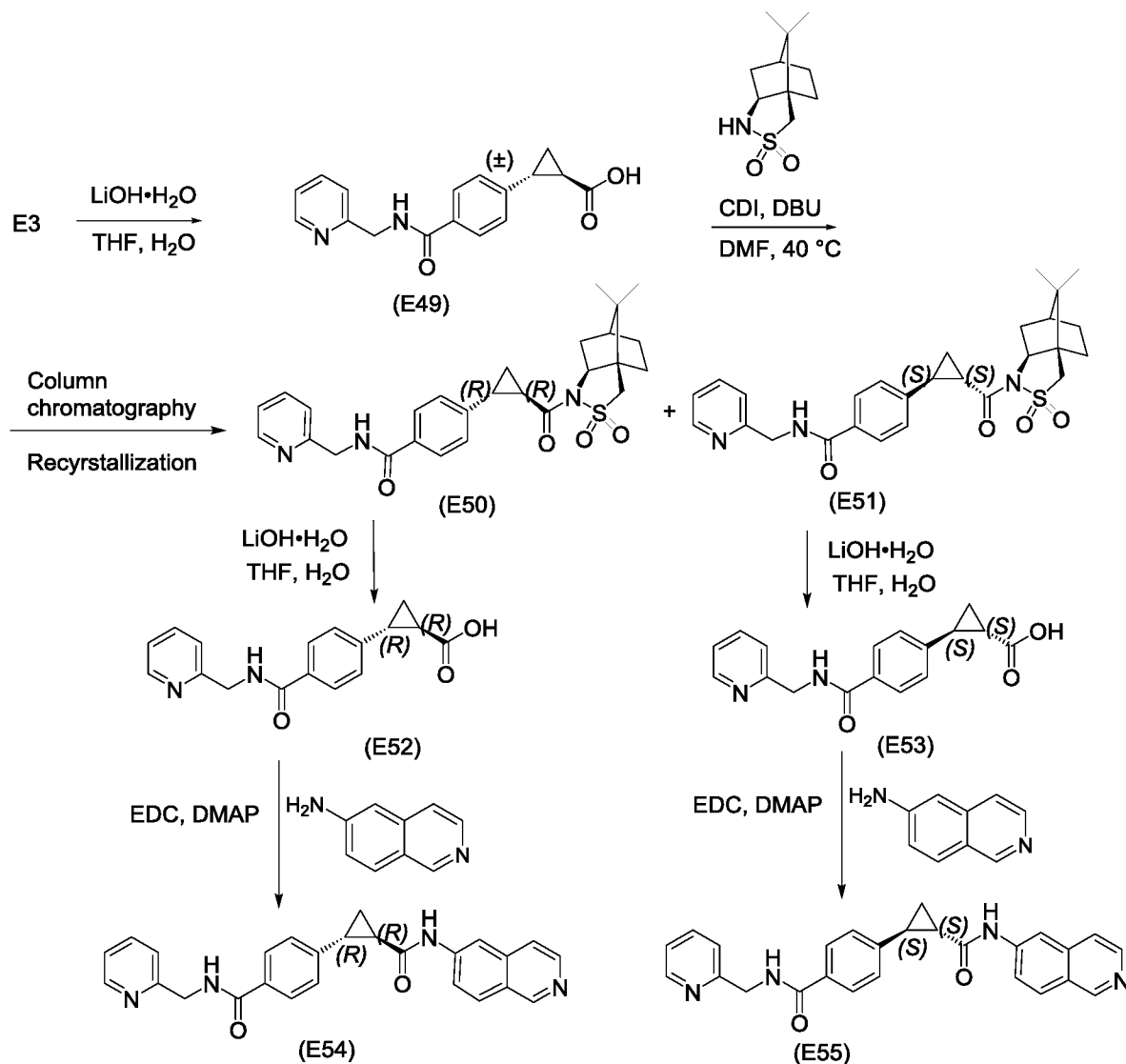
E18		H	H
E19.1		H	H
E19.2		H	H
E20.1		H	H
E20.2		H	H
E29.1		H	H
E29.2		H	H
E30.1		H	H
E30.2		H	H
E31		1-OH	H
E32		H	7-Br
E33		4-F	H
E34		4-CH ₃	H
E35		H	5-F
E36		1-CH ₃	H
E37		H	H
E38		H	H
E39		H	H
E39.1		H	H

Example	Structure: - 4-Substituted Cyclopropyl Analogs (<i>para</i>)
E39.2	
E39.3	
E39.4	
E39.5	
E39.6	
E39.7	
E39.8	
E39.9	
E39.10	
E39.11	
E39.12	
E39.13	

E39.14	
E39.15	
E39.16	
E39.17	
E39.18	
E39.19	
E39.20	
E39.21	
E39.22	
E39.23	
E39.24	
E39.25	
E39.26	

E39.27	
E39.28	
E39.29	
E39.30	
E39.31	
E39.32	
E39.33	
E39.34	
E39.35	
E39.36	
E39.37	
E39.38	

			
Example	R-Z-	X ₁	X ₂
E40		3-Cl	H
E41		H	5-Cl
E42		H	H
E43		H	7-Br
E44		1-OH	7-Cl
E45		H	H
E46		4-F	H
E47		4-Cl	H
E48		H	H

Example 2**Scheme 2.**

- 5 Preparation of *trans*-methyl 2-(4-((pyridin-2-ylmethyl)carbamoyl)phenyl) cyclopropane-1-carboxylic acid (E49). To *trans*-2-(4-((pyridin-2-ylmethyl)carbamoyl) phenyl) cyclopropane-1-carboxylate (E3) in THF- H_2O was added $\text{LiOH} \cdot \text{H}_2\text{O}$ and the solution was stirred at room temperature for 4 hours. The solution was acidified with HCl (1N) to pH 5 and extracted with EtOAc, dried (Na_2SO_4), filtered and evaporated to give *trans*-2-(4-((pyridin-2-ylmethyl)carbamoyl)phenyl)cyclopropane-1-carboxylic acid (E49).
- 10

- Preparation of 4-((1*R*,2*R*)-2-((3*aR*,6*S*,7*aS*)-8,8-dimethyl-2,2-dioxidohexahydro-3*H*-3*a*,6-methanobenzo[*c*]isothiazole-1-carbonyl)cyclopropyl)-*N*-(pyridin-2-ylmethyl)benzamide (E50) and 4-((1*S*,2*S*)-2-((3*aR*,6*S*,7*aS*)-8,8-dimethyl-2,2-dioxidohexahydro-3*H*-3*a*,6-methanobenzo[*c*]isothiazole-1-carbonyl)cyclopropyl)-*N*-(pyridin-2-ylmethyl)benzamide (E51). To *trans*-2-(4-((pyridin-2-ylmethyl)carbamoyl)phenyl) cyclopropane-1-carboxylic acid (E49) in DMF was added carbonyldiimidazole and the solution was heated to 40 °C for 2 hours under N_2 .
- 15

Then (1*R*)-(+)-2,10-camphorsultam chiral auxiliary and DBU were added and the solution was stirred 5-6 hours at 40 °C. After cooling the mixture was poured into NaHCO₃ (saturated) and extracted with EtOAc, dried (Na₂SO₄), filtered and evaporated. Automated column chromatography over silica gel eluting with 0-20% EtOAc-Hexanes gave a mixture of **E50** and **E51**.

Column Chromatography over silica gel eluting with 40% EtOAc- Hexanes with 1-2% NEt₃ gave pure 4-((1*R*,2*R*)-2-((3*aR*,6*S*,7*aS*)-8,8-dimethyl-2,2-dioxidohexahydro-3*H*-3*a*,6-methanobenzo[*c*]isothiazole-1-carbonyl)cyclopropyl)-*N*-(pyridin-2-ylmethyl)benzamide (**E50**) as the faster eluting isomer. 4-((1*S*,2*S*)-2-((3*aR*,6*S*,7*aS*)-8,8-Dimethyl-2,2-dioxidohexahydro-3*H*-3*a*,6-methanobenzo[*c*]isothiazole-1-carbonyl)cyclopropyl)-*N*-(pyridin-2-ylmethyl)benzamide (**E51**) was obtained from the chromatography as the slower eluting isomer and was further purified by recrystallization from MeOH to give pure 4-((1*S*,2*S*)-2-((3*aR*,6*S*,7*aS*)-8,8-dimethyl-2,2-dioxidohexahydro-3*H*-3*a*,6-methanobenzo[*c*]isothiazole-1-carbonyl)cyclopropyl)-*N*-(pyridin-2-ylmethyl)benzamide (**E51**).

*Preparation of (1*R*,2*R*)-2-(4-((pyridin-2-ylmethyl)carbamoyl)phenyl)cyclopropane-1-carboxylic acid (E52).* To 4-((1*R*,2*R*)-2-((3*aR*,6*S*,7*aS*)-8,8-dimethyl-2,2-dioxidohexahydro-3*H*-3*a*,6-methanobenzo[*c*] isothiazole-1-carbonyl)cyclopropyl)-*N*-(pyridin-2-ylmethyl)benzamide (**E50**) in THF-H₂O was added LiOH·H₂O and the solution was stirred for 6 hours at room temperature. The solution was acidified (HCl, 1*N*, pH approximately 2) and extracted with EtOAc to remove (1*R*)-(+)-2,10-camphorsultam chiral auxiliary. Then, NaHCO₃ (saturated) was added to the aqueous layer until the pH= 5. The aqueous layer was extracted with EtOAc, dried (Na₂SO₄), filtered and evaporated to give pure (1*R*,2*R*)-2-(4-((pyridin-2-ylmethyl)carbamoyl)phenyl)cyclopropane-1-carboxylic acid (**E52**).

*Preparation of (1*S*,2*S*)-2-(4-((pyridin-2-ylmethyl)carbamoyl)phenyl)cyclopropane-1-carboxylic acid (E53).* To 4-((1*S*,2*S*)-2-((3*aR*,6*S*,7*aS*)-8,8-dimethyl-2,2-dioxidohexahydro-3*H*-3*a*,6-methanobenzo[*c*] isothiazole-1-carbonyl)cyclopropyl)-*N*-(pyridin-2-ylmethyl)benzamide (**E51**) in THF-H₂O was added LiOH·H₂O and the solution was stirred for 6 hours at room temperature. The solution was acidified (HCl, 1*N*, pH approximately 2) and extracted with EtOAc to remove (1*R*)-(+)-2,10-camphorsultam chiral auxiliary. Then NaHCO₃ (saturated) was added to the aqueous layer until the pH= 5. The aqueous layer was extracted with EtOAc, dried (Na₂SO₄), filtered and evaporated to give pure (1*S*,2*S*)-2-(4-((pyridin-2-ylmethyl)carbamoyl)phenyl)cyclopropane-1-carboxylic acid (**E53**).

*Preparation of (4-((1*R*,2*R*)-2-(isoquinolin-6-ylcarbamoyl)cyclopropyl)-*N*-(pyridin-2-ylmethyl)benzamide (E54).* To (1*R*,2*R*)-2-(4-((pyridin-2-ylmethyl)carbamoyl)phenyl)cyclopropane-1-carboxylic acid (**E52**) in pyridine was added EDC, DMAP and 6-aminoisoquinoline and the solution was stirred under N₂ overnight. The mixture

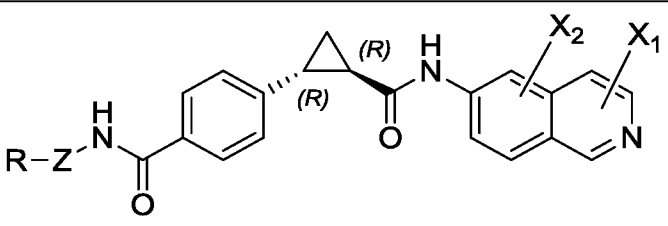
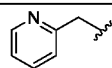
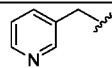
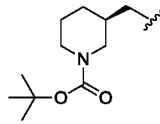
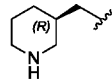
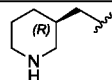
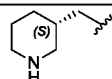
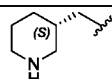
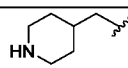
was poured into NaHCO₃ and extracted with EtOAc, dried (Na₂SO₄), filtered and evaporated. Column chromatography over silica gel eluting with 5-8% MeOH-CH₂Cl₂ gave pure (4-((1*R*,2*R*)-2-(isoquinolin-6-ylcarbamoyl)cyclopropyl)-*N*-(pyridin-2-ylmethyl)benzamide (**E54**, 96% *R,R*)

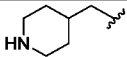

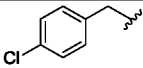
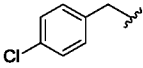
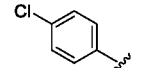

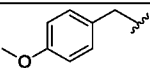
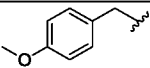
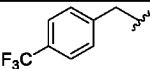
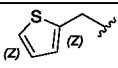
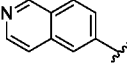

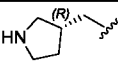
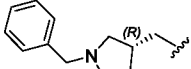

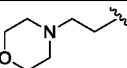
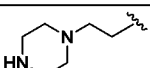
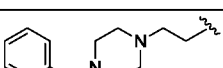
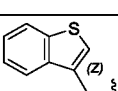
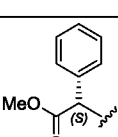
*Preparation of (4-((1*S*,2*S*)-2-(isoquinolin-6-ylcarbamoyl)cyclopropyl)-*N*-(pyridin-2-*

- 5 *ylmethyl)benzamide (E55).* To (1*S*,2*S*)-2-(4-((pyridin-2-ylmethyl)carbamoyl)phenyl)cyclopropane-1-carboxylic acid (**E53**) in pyridine was added EDC, DMAP and 6-aminoisoquinoline and the solution was stirred under N₂ overnight. The mixture was poured into NaHCO₃ and extracted with EtOAc, dried (Na₂SO₄), filtered and evaporated. Column chromatography over silica gel eluting with 5-8% MeOH-CH₂Cl₂ gave pure (4-((1*S*,2*S*)-2-(isoquinolin-6-ylcarbamoyl)cyclopropyl)-*N*-(pyridin-2-ylmethyl)benzamide (**E55**, 97% *S,S*)
- 10

Using procedures analogous to those set forth above for Scheme 2 and substituting the appropriate starting materials, the compounds **E56-E57.2** were made and **E58-E91** (see Table 3 and Table 4) could be synthesized

Table 3.

			
Example	R-Z-	X ₁	X ₂
E54		H	H
E56		H	H
E57.1		H	H
E57.2		H	H
E58		1-OH	H
E59		H	H
E60		1-Cl	H
E61		H	H

E62		H	5-F
E63		H	H
E64		H	H
E65		4-F	H
E66		1-OH	4-Cl
E67		H	H
E68		1-OH	7-Cl
E69		H	H
E70		H	H
E71		H	H
E72		H	H
E73		H	H
E74		H	H
E75		3-Cl	H
E76		H	7-Cl
E77		H	8-F
E78		1-OH	7-Br
E79		H	H
E80		H	7-Br
E81		H	H

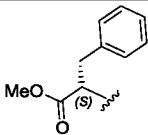
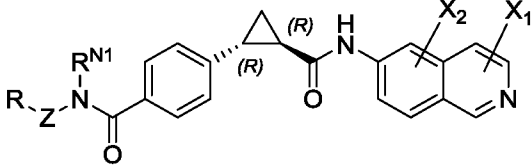
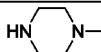
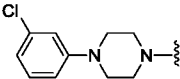
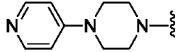
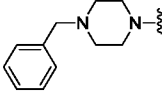
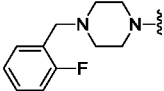
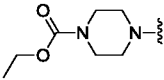

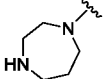
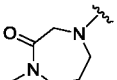
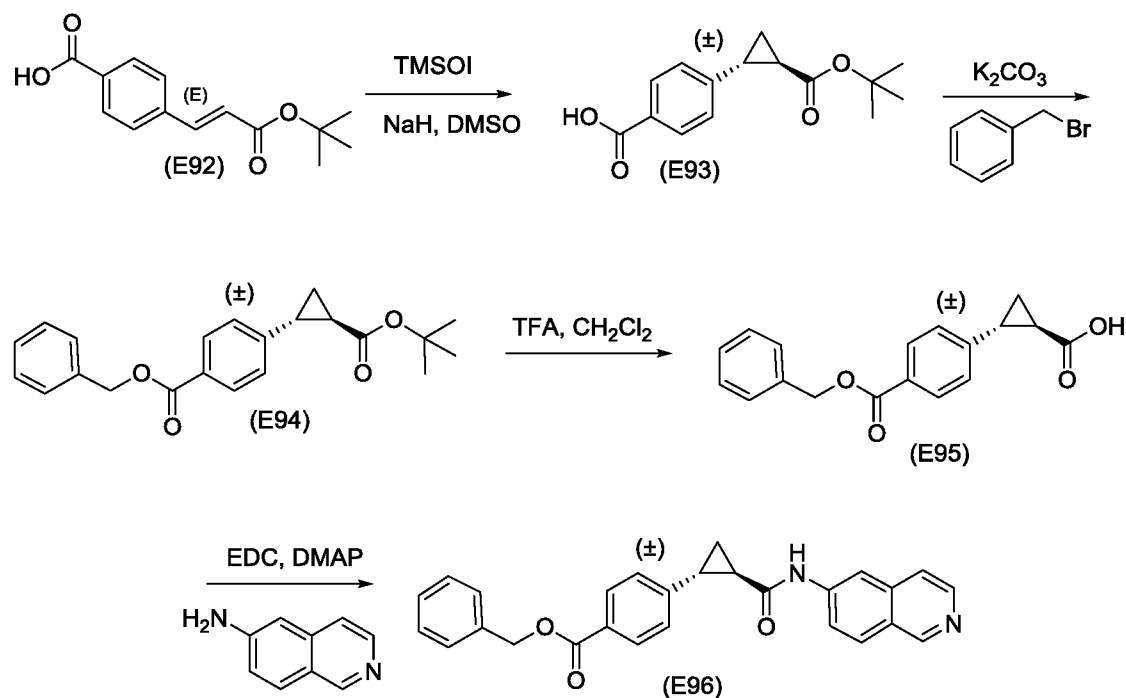
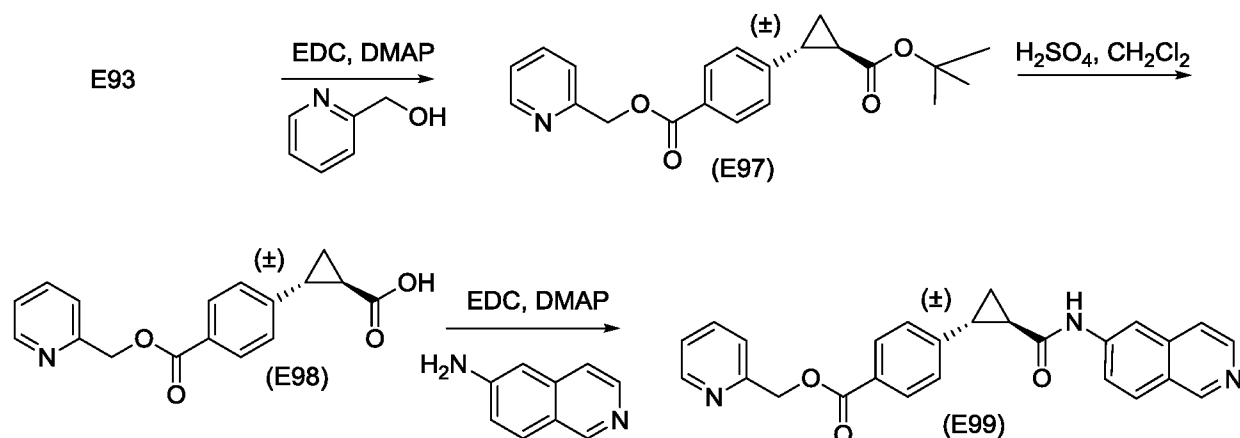
E82		1-OH	H
-----	---	------	---

Table 4.

			
Example	R-Z-N(R ^{N1})	X ₁	X ₂
E83		H	H
E84		1-OH	H
E85		H	H
E86		4-Cl	H
E87		H	H
E88		4-Cl	H
E89		H	5-F
E90		H	H
E91		H	H

Example 3**Scheme 3.****Scheme 4.**

5

Preparation of trans-4-(2-(tert-butoxycarbonyl)cyclopropyl)benzoic acid (E93). To TMSOI in DMSO was added NaH and the solution was stirred for one hour under N_2 . (E)-4-(3-(tert-butoxy)-3-oxoprop-1-en-1-yl)benzoic acid (**E92**) dissolved in DMSO was added and the solution was stirred for 3 hours at room temperature. The mixture was poured into cold EtOAc and HCl (1 N) and extracted with EtOAc. The organics were dried (Na_2SO_4), filtered and evaporated. Column chromatography over silica gel eluting with 5% MeOH- CH_2Cl_2 gave pure *trans*-4-(2-(tert-butoxycarbonyl)cyclopropyl)benzoic acid (**E93**).

10

15

Preparation of trans-benzyl 4-(2-(tert-butoxycarbonyl)cyclopropyl)benzoate (E94). To *trans*-4-(2-(tert-butoxycarbonyl)cyclopropyl)benzoic acid (**E93**) in DMF cooled to 0 °C was added K_2CO_3 and the solution was stirred for 30 minutes at 0 °C under N_2 . Then, benzyl bromide was added and the solution was warmed and stirred at room temperature for 2-3 hours. The reaction was

poured into EtOAc/HCl (1N) and extracted with EtOAc, dried (Na₂SO₄), filtered and evaporated. Column chromatography over silica gel eluting with 0-5% EtOAc- Hexanes gave pure *trans*-benzyl 4-(2-(*tert*-butoxycarbonyl)cyclopropyl)benzoate (**E94**).

Preparation of trans-2-(4-((benzyloxy)carbonyl)phenyl)cyclopropane-1-carboxylic acid (E95). To *trans*-benzyl 4-(2-(*tert*-butoxycarbonyl)cyclopropyl)benzoate (**E94**) in CH₂Cl₂ was added TFA and the solution was stirred 3-6 hours at room temperature. The solvents were evaporated and column chromatography 0-5% MeOH-CH₂Cl₂ gave pure *trans*-2-(4-((benzyloxy)carbonyl)phenyl)cyclopropane-1-carboxylic acid (**E95**).

Preparation of trans-benzyl 4-(2-(isoquinolin-6-ylcarbamoyl)cyclopropyl)benzoate (E96). To *trans*-2-(4-((benzyloxy)carbonyl)phenyl)cyclopropane-1-carboxylic acid (**E95**) in pyridine was added EDC, DMAP and 6-aminoisoquinoline and the solution was stirred under N₂ overnight. The mixture was poured into NaHCO₃ and extracted with EtOAc, dried (Na₂SO₄), filtered and evaporated. Column chromatography over silica gel eluting with 5-8% MeOH-CH₂Cl₂ gave pure *trans*-benzyl 4-(2-(isoquinolin-6-ylcarbamoyl)cyclopropyl)benzoate (**E96**).

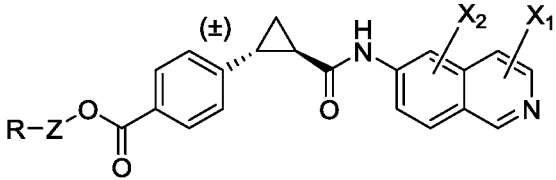
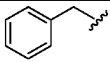
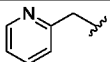
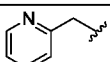
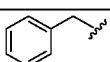
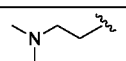
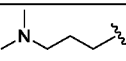
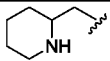
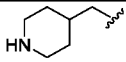
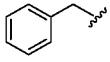
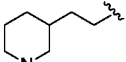
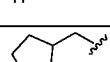
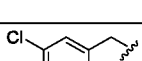
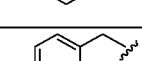
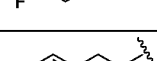
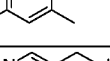
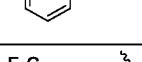
Preparation of trans-pyridin-2-ylmethyl 4-(2-(tert-butoxycarbonyl)cyclopropyl)benzoate (E97). To *trans*-4-(2-(*tert*-butoxycarbonyl)cyclopropyl)benzoic acid (**E93**) in CH₂Cl₂ was added EDC, DMAP and pyridin-2-ylmethanol and the solution was stirred under N₂ at room temperature for 7 hours. The reaction was poured into EtOAc/NaHCO₃ (sat) and extracted with EtOAc, dried (Na₂SO₄), filtered and evaporated. Column chromatography over silica gel eluting with 0-60%-70% EtOAc-Hexanes gave pure *trans*-benzyl pyridin-2-ylmethyl 4-(2-(*tert*-butoxycarbonyl)cyclopropyl)benzoate (**E97**).

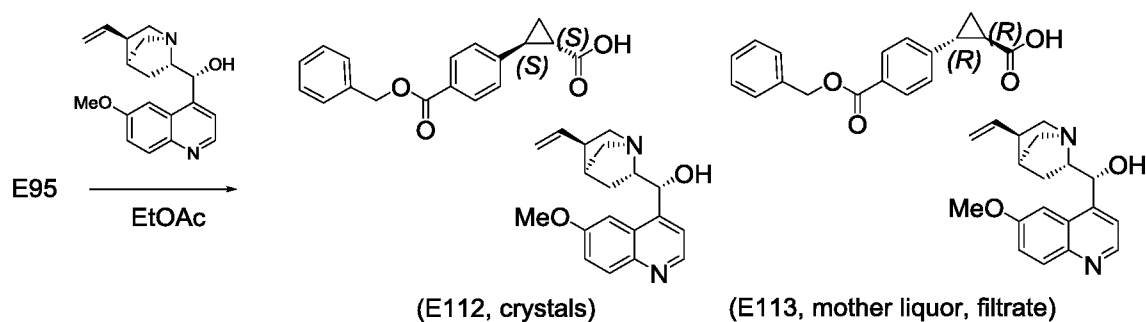
Preparation of trans-2-(4-((pyridin-2-ylmethoxy)carbonyl)phenyl)cyclopropane-1-carboxylic acid (E98). To *trans*-benzyl pyridin-2-ylmethyl 4-(2-(*tert*-butoxycarbonyl)cyclopropyl)benzoate (**E97**) in CH₂Cl₂ at 0 °C was added H₂SO₄ and the solution was warmed to room temperature at stirred for 12 hours. The solvents were evaporated and mixture was taken up in NaHCO₃ (saturated) and the pH was adjusted to 5 with HCl (1 N). The aqueous layer was extracted with EtOAc, dried (Na₂SO₄), filtered and evaporated to give *trans*-pyridin-2-ylmethyl 4-(2-(*tert*-butoxycarbonyl)cyclopropyl)benzoate (**E98**).

Preparation of trans-pyridin-2-ylmethyl 4-(2-(isoquinolin-6-ylcarbamoyl)cyclopropyl) benzoate (E99). To *trans*-2-(4-((pyridin-2-ylmethoxy)carbonyl)phenyl)cyclopropane-1-carboxylic acid (**E98**) in pyridine was added EDC, DMAP and 6-aminoisoquinoline and the solution was stirred under N₂ overnight. The mixture was poured into NaHCO₃ and extracted with EtOAc, dried (Na₂SO₄), filtered and evaporated. Column chromatography over silica gel eluting with 5-8% MeOH-CH₂Cl₂ gave pure pyridin-2-ylmethyl 4-(2-(isoquinolin-6-ylcarbamoyl)cyclopropyl)benzoate (**E99**).

Using procedures analogous to those set forth above for Schemes 3 and 4 and substituting the appropriate starting materials, the compounds **E100-E111** (see Table 5) could be synthesized.

Table 5.

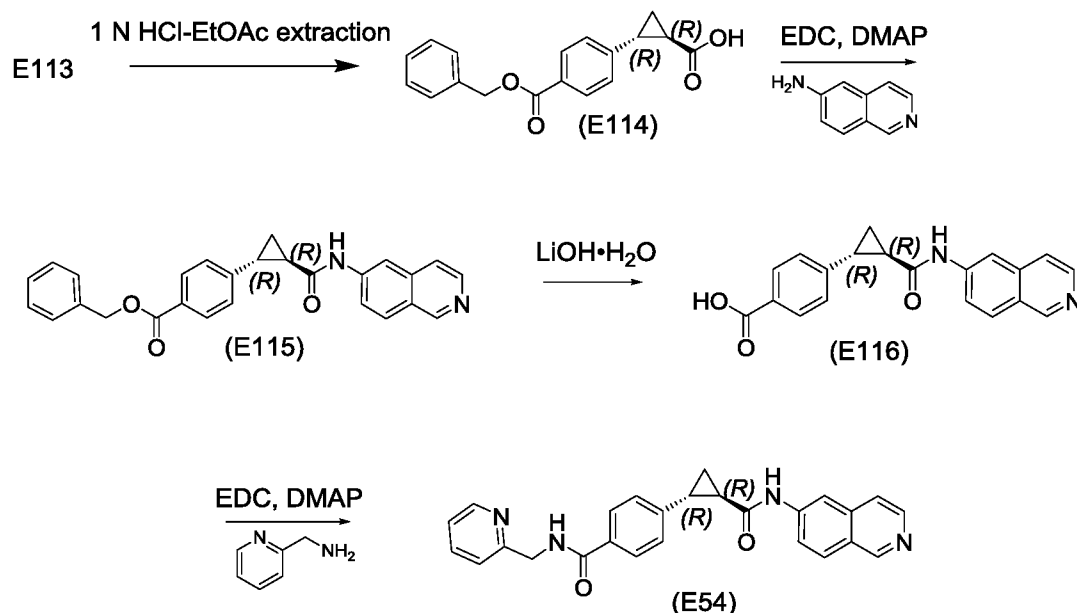
			
Example	R-Z-	X ₁	X ₂
E96		H	H
E99		H	H
E100		1-OH	H
E100.1		1-OH	H
E101		1-Cl	H
E102		H	5-F
E103		4-Cl	H
E104		H	7-Cl
E104.1		H	7-Cl
E105		H	H
E106		3-F	H
E107		1-OH	4-Cl
E108		H	H
E109		1-OH	H
E110		H	H
E111		H	5-Cl

Example 4**Scheme 5.**

Preparation of (1S,2S)-2-(4-((benzyloxy)carbonyl)phenyl)cyclopropane-1-carboxylic acid quinine salt (**E112**) and (1R,2R)-2-(4-((benzyloxy)carbonyl)phenyl)cyclopropane-1-carboxylic acid quinine salt (**E113**). To *trans*-2-(4-((benzyloxy)carbonyl)phenyl)cyclopropane-1-carboxylic acid (**E95**) in EtOAc was added (*R*)-(6-methoxyquinolin-4-yl)((1S,2S,4S,5*R*)-5-vinylquinuclidin-2-yl)methanol (quinine) and the solution was heated to 80-85 °C. The round bottom flask containing the solution was moved to a cork ring and cooled to room temperature. Crystals were formed over 2 days. The filtrate was removed to give (1R,2R)-2-(4-((benzyloxy)carbonyl)phenyl)cyclopropane-1-carboxylic acid quinine salt (**E113**, 44%, 92% RR, 8% SS). The crystals gave (1S,2S)-2-(4-((benzyloxy)carbonyl)phenyl)cyclopropane-1-carboxylic acid quinine salt (**E112** 59% SS, 41% RR).

Preparation of (1S,2S)-2-(4-((benzyloxy)carbonyl)phenyl)cyclopropane-1-carboxylic acid quinine salt (**E103**). To *trans*-2-(4-((benzyloxy)carbonyl)phenyl)cyclopropane-1-carboxylic acid in EtOAc was added (*R*)-(6-methoxyquinolin-4-yl)((1S,2S,4S,5*R*)-5-vinylquinuclidin-2-yl)methanol (quinine) and the solution was heated to 80-85 °C. The round bottom flask containing the solution was moved to a cork ring and cooled to room temperature. Crystals were formed over 1 day. The filtrate was removed to give (1R,2R)-2-(4-((benzyloxy)carbonyl)phenyl)cyclopropane-1-carboxylic acid quinine salt (**E113**, 60%, 64 % RR, 35% SS) and the crystals left behind were (1S,2S)-2-(4-((benzyloxy)carbonyl)phenyl)cyclopropane-1-carboxylic acid quinine salt (**E112**, 84% SS, 16% RR). **E112** was recrystallized from EtOAc two additional times to give (1S,2S)-2-(4-((benzyloxy)carbonyl)phenyl)cyclopropane-1-carboxylic acid quinine salt (**E112**, 98% SS, 2% RR).

Scheme 6.



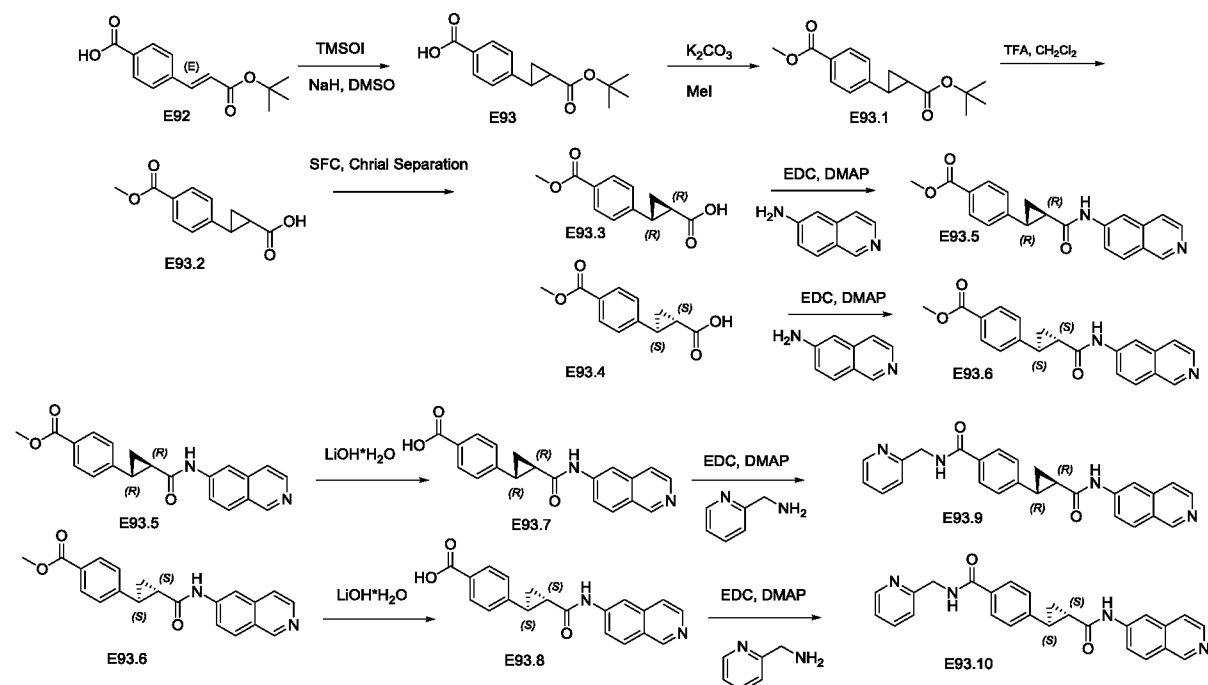
*Preparation of (1R,2R)-2-(4-((benzyloxy)carbonyl)phenyl)cyclopropane-1-carboxylic acid (**E114**).* (1R,2R)-2-(4-((benzyloxy)carbonyl)phenyl)cyclopropane-1-carboxylic acid quinine salt (**E113**) was dissolved in EtOAc and extracted with HCl (1N). The organics were dried (Na₂SO₄), filtered and evaporated to give (1R,2R)-2-(4-((benzyloxy)carbonyl)phenyl)cyclopropane-1-carboxylic acid (**E114**).

*Preparation of benzyl 4-((1R,2R)-2-(isoquinolin-6-ylcarbamoyl)cyclopropyl)benzoate (**E115**).* To (1R,2R)-2-(4-((benzyloxy)carbonyl)phenyl)cyclopropane-1-carboxylic acid (**E114**) in pyridine was added EDC, DMAP and 6-aminoisoquinoline and the solution was stirred under N₂ overnight. The mixture was poured into NaHCO₃ and extracted with EtOAc, dried (Na₂SO₄), filtered and evaporated. Column chromatography over silica gel eluting with 5-8% MeOH-CH₂Cl₂ gave pure benzyl 4-((1R,2R)-2-(isoquinolin-6-ylcarbamoyl)cyclopropyl)benzoate (**E115**).

*Preparation of 4-((1R,2R)-2-(isoquinolin-6-ylcarbamoyl)cyclopropyl)benzoic acid (**E116**).* To 4-((1R,2R)-2-(isoquinolin-6-ylcarbamoyl)cyclopropyl)benzoate (**E115**) in THF-H₂O at 0 °C was added LiOH·H₂O and the solution was stirred at room temperature for 24 hours. The reaction was acidified to pH 5 with HCl (1N) and the solids were filtered to give 4-((1R,2R)-2-(isoquinolin-6-ylcarbamoyl)cyclopropyl)benzoic acid (**E116**).

*Preparation of 4-((1R,2R)-2-(isoquinolin-6-ylcarbamoyl)cyclopropyl)-N-(pyridin-2-ylmethyl)benzamide (**E54**).* To 4-((1R,2R)-2-(isoquinolin-6-ylcarbamoyl)cyclopropyl) benzoic acid (**E116**) in CH₂Cl₂ was added EDC, DMAP and 2-picolylamine and the solution was stirred under N₂ at room temperature overnight. The reaction was poured into EtOAc/NaHCO₃ (saturated) and extracted with EtOAc, dried (Na₂SO₄), filtered and evaporated. Column chromatography over silica gel eluting with 5-8% MeOH-CH₂Cl₂ gave pure 4-((1R,2R)-2-(isoquinolin-6-ylcarbamoyl)cyclopropyl)-N-(pyridin-2-ylmethyl)benzamide (**E54**).

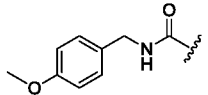
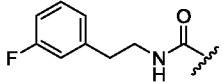
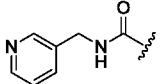
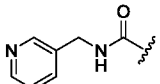
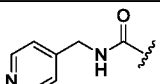
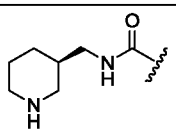
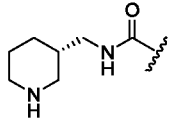
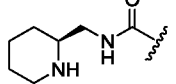
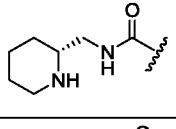
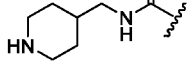
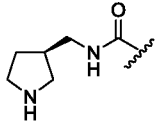
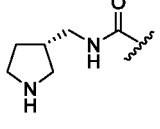
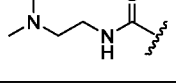
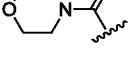
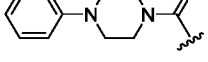
Scheme 6.1. Synthesis of R,R and S,S enantiomers through Supercritical Fluid Column Chromatography. (SFC)



Using procedures analogous to those set forth above for Scheme 6 substituting the appropriate starting materials, the compound **E69** was made and **E56**, **E56.1**, **E90**, and **E115.1**, and **E117-E138** (see Table 6) could be synthesized.

Table 6.

Example	R-Z-Y-	X ₁	X ₂
E54		H	H
E115		H	H
E115.1		H	5-F
E116		H	H

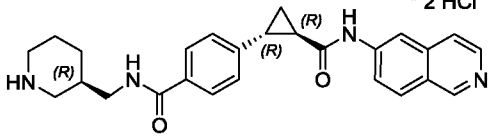
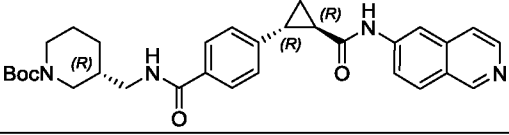
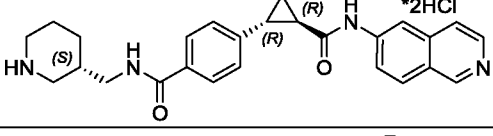
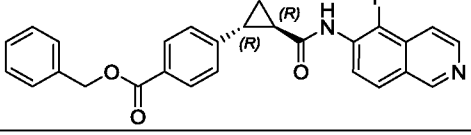
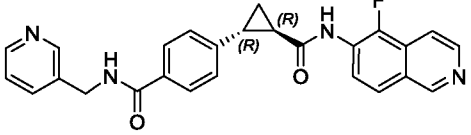
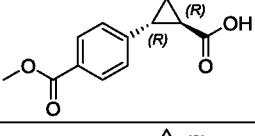
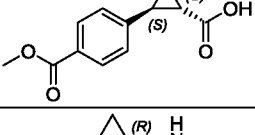
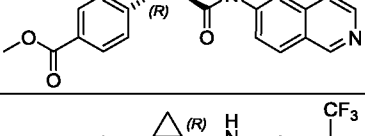
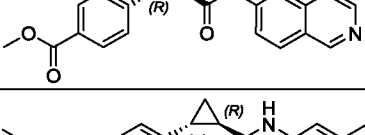
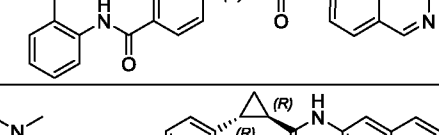
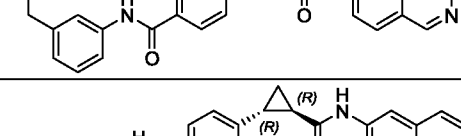
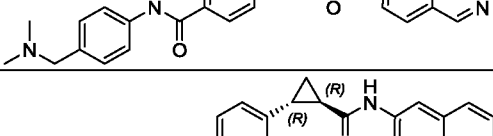
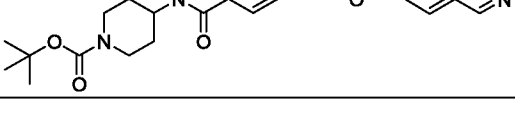
E69		H	H
E117		H	H
E56		H	H
E56.1		H	5-F
E118		1-OH	H
E119		5-Cl	H
E120		H	7-F
E121		H	H
E122		H	H
E123		1-OH	7-Cl
E124		H	7-Br
E125		H	H
E126		H	H
E127		1-OH	4-Cl
E128		H	H

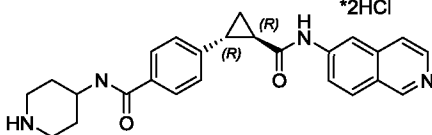
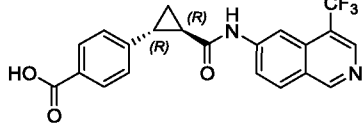
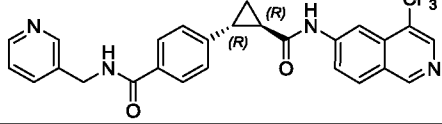
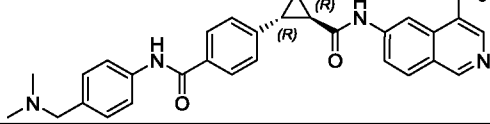
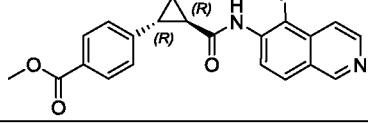
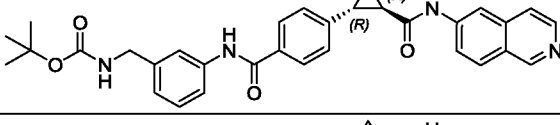
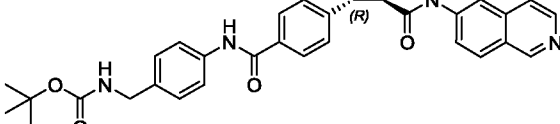
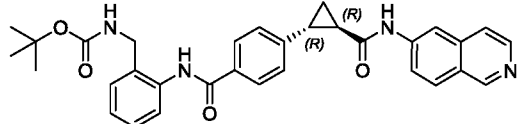
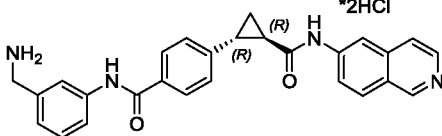
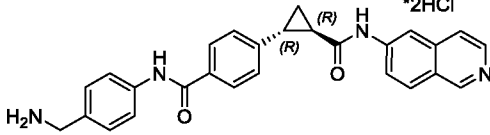
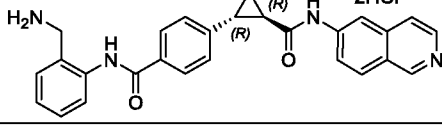
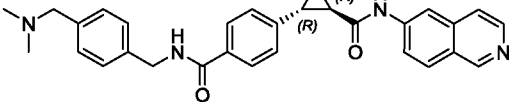
E90		H	H
E129		H	H
E130		1-OH	H
E131		3-Cl	H
E132		1-F	H
E133		H	H
E134		H	H
E135		5-Cl	H
E136		4-F	H
E137		H	H
E138		H	H

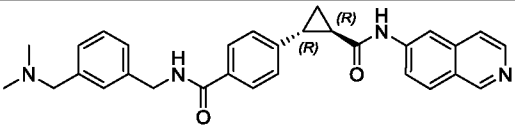
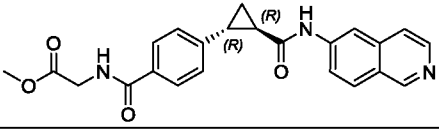
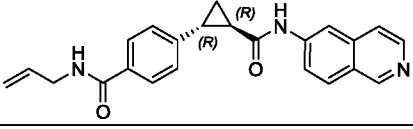
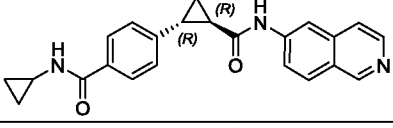
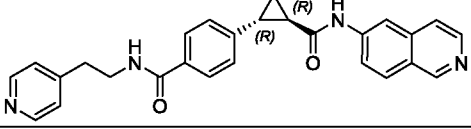
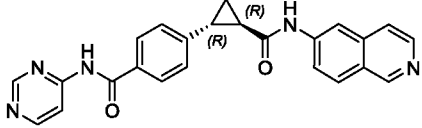
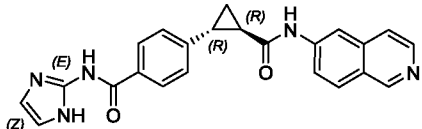
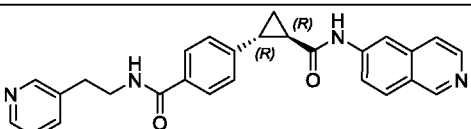
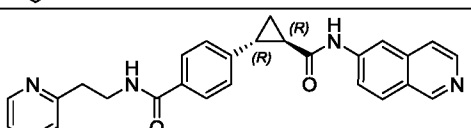
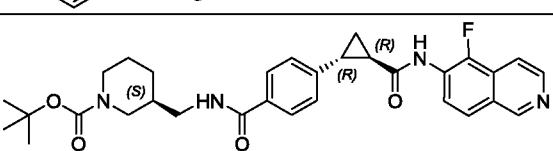
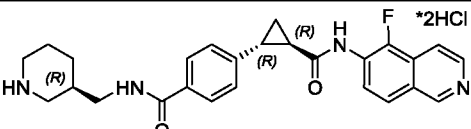
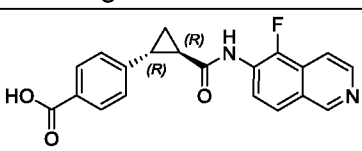
Using procedures analogous to those set forth above for Scheme 6.1 substituting the appropriate starting materials, **E138.1-E138.41** were (see Table 6.1) synthesized.

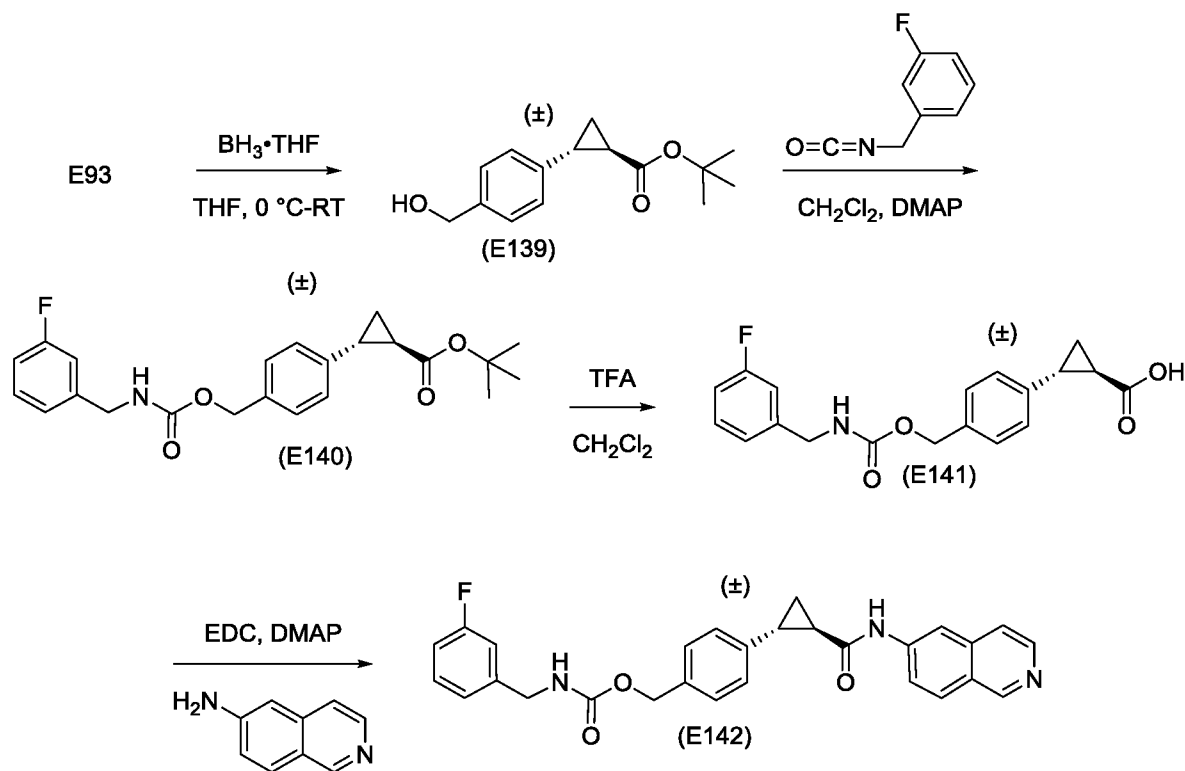
Table 6.1

Example	Structure: - <i>R,R</i> and <i>S,S</i> - 4-Substituted Analogs (<i>para</i>)
E138.1	
E138.2	

E138.3	
E138.4	
E138.5	
E138.6	
E138.7	
E138.8	
E138.9	
E138.10	
E138.11	
E138.12	
E138.13	
E138.14	
E138.15	

E138.16	
E138.17	
E138.18	
E138.19	
E138.20	
E138.21	
E138.22	
E138.23	
E138.24	
E138.25	
E138.26	
E138.27	
E138.28	

E138.29	
E138.30	
E138.31	
E138.32	
E138.33	
E138.34	
E138.35	
E138.36	
E138.37	
E138.38	
E138.39	
E138.40	

Example 5**Scheme 7.**

5

Preparation of trans-tert-butyl 2-(4-(hydroxymethyl)phenyl)cyclopropane-1-carboxylate (E139). To *trans*-4-(2-(*tert*-butoxycarbonyl)cyclopropyl)benzoic acid (**E93**) in THF cooled to 0°C under N_2 was added $\text{BH}_3 \cdot \text{THF}$ and the solution was warmed to room temperature. After 5 hours the mixture was poured into NaHCO_3 (saturated) and extracted with EtOAc, dried (Na_2SO_4), filtered and evaporated. Column chromatography over silica gel eluting with 0-30% EtOAc-Hexanes gave pure of *trans*-*tert*-butyl 2-((hydroxymethyl)phenyl)cyclopropane -1-carboxylate (**E139**).

10

Preparation of trans-tert-butyl 2-(4-(((3-fluorobenzyl)carbamoyl)oxy)methyl)phenyl)cyclopropane-1-carboxylate (E140). To *trans*-*tert*-butyl 2-((hydroxymethyl)phenyl)cyclopropane -1-carboxylate (**E139**) in CH_2Cl_2 was added DMAP and 1-fluoro-3-(isocyanatomethyl)benzene and the solution was stirred for 24 hours at room temperature under N_2 . The mixture was poured into EtOAc – NH_4Cl , extracted, dried (Na_2SO_4), filtered and evaporated. Column chromatography over silica gel eluting with 0-30% EtOAc gave *trans*-*tert*-butyl 2-(4-(((3-fluorobenzyl) carbamoyl)oxy)methyl)phenyl)cyclopropane-1-carboxylate (**E140**).

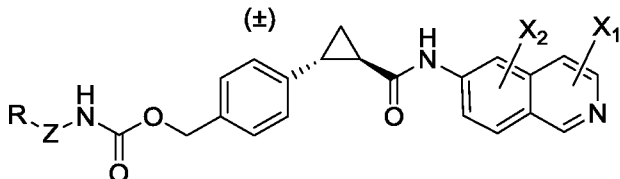
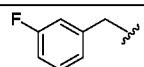
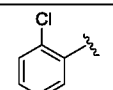
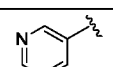
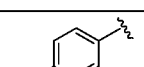
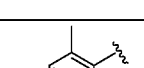
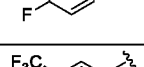
15



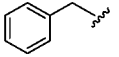
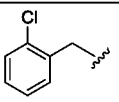
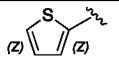
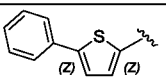
Preparation of *trans*-2-(4-(((3-fluorobenzyl)carbamoyl)oxy)methyl)phenyl)cyclopropane-1-carboxylic acid (**E141**). To *trans*-*tert*-butyl 2-(4-(((3-fluorobenzyl)carbamoyl)oxy)methyl)phenyl)cyclopropane-1-carboxylate (**E140**) in CH₂Cl₂ was added TFA and the solution was stirred at room temperature overnight. The solvents were evaporated and column chromatography over silica gel eluting with 20% EtOAc-Hexanes, 2% AcOH gave pure *trans*-2-(4-(((3-fluorobenzyl)carbamoyl)oxy)methyl)phenyl)cyclopropane-1-carboxylic acid (**E141**).

Preparation of *trans*-4-(2-(isoquinolin-6-ylcarbamoyl)cyclopropyl)benzyl (3-fluorobenzyl)carbamate (**E142**). To *trans*-2-(4-(((3-fluorobenzyl)carbamoyl)oxy)methyl)phenyl)cyclopropane-1-carboxylic acid (**E141**) in pyridine were added EDC, DMAP and 6-aminoisoquinoline and the solution was stirred under N₂, overnight at room temperature. The reaction mixture was poured into NaHCO₃ (saturated) and extracted with EtOAc, dried (Na₂SO₄), filtered and evaporated. Column chromatography over silica gel eluting with 4% MeOH-CH₂Cl₂ gave pure *trans*-4-(2-(isoquinolin-6-ylcarbamoyl)cyclopropyl)benzyl (3-fluorobenzyl)carbamate (**E142**).

Using procedures analogous to those set forth for Scheme 7 and substituting the appropriate starting materials, the compound **E143** was made and **E144-E153** (see Table 7) could be synthesized.

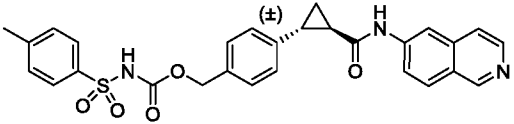
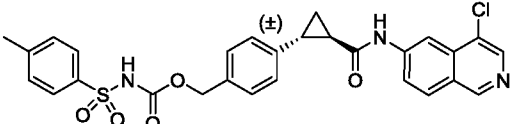
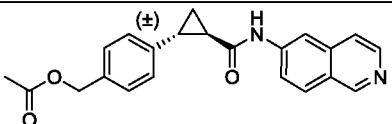
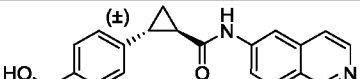
Table 7.

			
Example	R-Z-	X ₁	X ₂
E142		H	H
E143		H	H
E144		H	H
E145		H	H
E146		1-OH	H
E147		H	5-Cl

E148		H	7-F
E149		H	H
E150		1-OH	H
E151		1-OH	7-Cl
E152		H	7-Br
E153		H	H

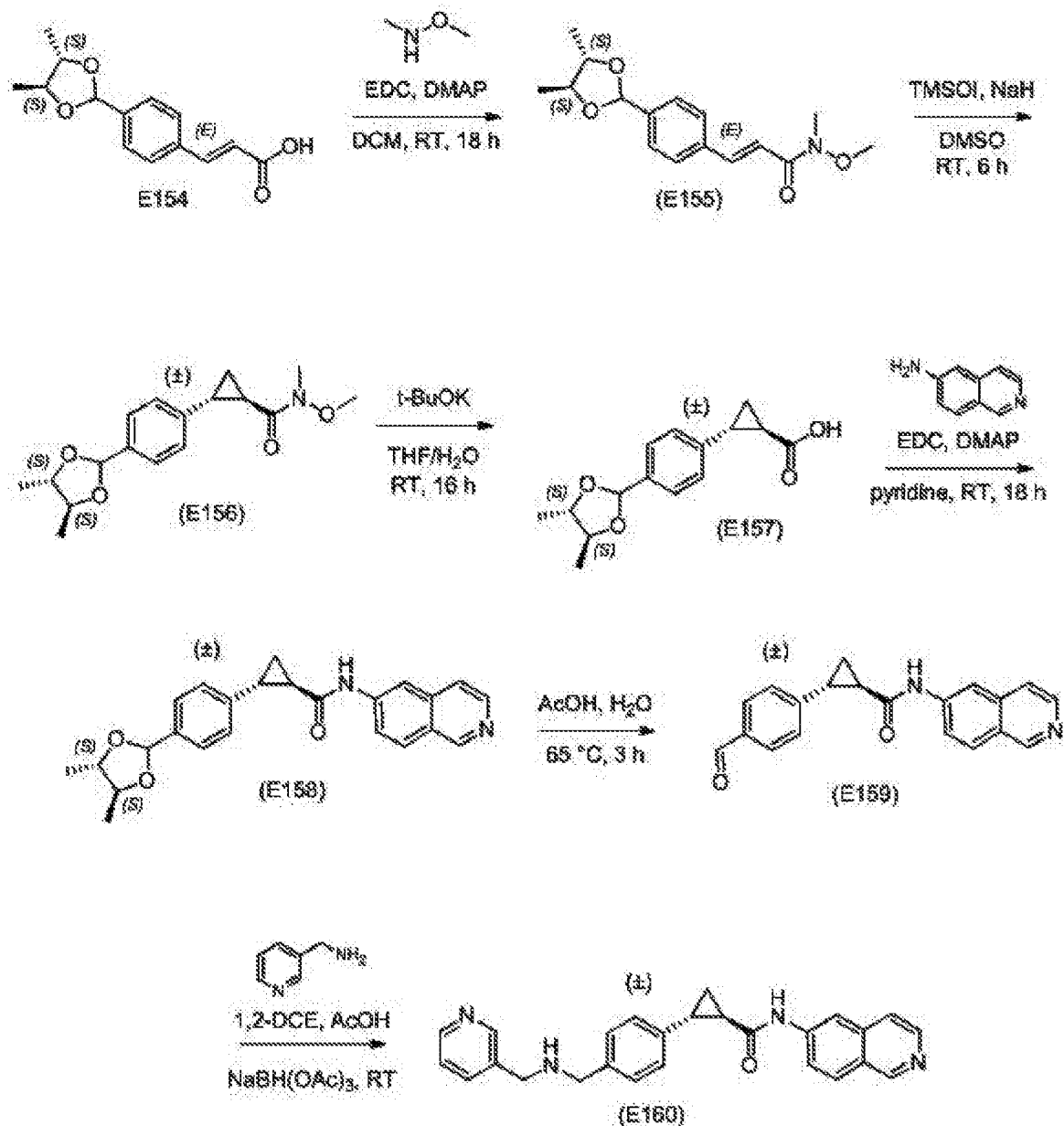
Using procedures analogous to those set forth for Scheme 7 and substituting the appropriate starting materials, the compound **E153.1-E153.4** were made (Table 7.1)

5 **Table 7.1**

Example	Structure: - 4-Substituted Cyclopropyl Analogs (para)
E153.1	
E153.2	
E153.3	
E153.4	

Example 6

Scheme 8.



- 5 Preparation of (E)-3-(4-((4S,5S)-4,5-dimethyl-1,3-dioxolan-2-yl)phenyl)-N-methoxy-N-methylacrylamide (E155). To (E)-3-(4-((4S,5S)-4,5-dimethyl-1,3-dioxolan-2-yl)phenyl)acrylic acid (E154) in anhydrous dichloromethane was added EDC, DMAP and N,O-dimethylhydroxylamine and the solution was stirred at room temperature for 4 hours. The reaction was diluted with dichloromethane and washed with deionized H₂O, dried over Na₂SO₄,
 10 filtered and concentrated. Column chromatography over silica gel eluting with 0 to 2% MeOH/CH₂Cl₂ gave pure (E)-3-(4-((4S,5S)-4,5-dimethyl-1,3-dioxolan-2-yl)phenyl)-N-methoxy-N-methylacrylamide (E155).

Preparation of *trans*-2-(4-((4*S*,5*S*)-4,5-dimethyl-1,3-dioxolan-2-yl)phenyl)-*N*-methoxy-*N*-methylcyclopropane-1-carboxamide (**E156**). To TMSOI in DMSO was added NaH and the solution was stirred for one hour under N₂. (E)-3-(4-((4*S*,5*S*)-4,5-dimethyl-1,3-dioxolan-2-yl)phenyl)-*N*-methoxy-*N*-methylacrylamide (**E155**) dissolved in DMSO was added dropwise and the solution was stirred for 3 hours at room temperature. The mixture was poured over deionized H₂O and extracted with EtOAc. The organics were dried (Na₂SO₄), filtered and concentrated. Column chromatography over silica gel eluting with 0-5% MeOH/CH₂Cl₂ gave pure *trans*-2-(4-((4*S*,5*S*)-4,5-dimethyl-1,3-dioxolan-2-yl)phenyl)-*N*-methoxy-*N*-methylcyclopropane-1-carboxamide (**E156**).

Preparation of *trans*-2-(4-((4*S*,5*S*)-4,5-dimethyl-1,3-dioxolan-2-yl)phenyl) cyclopropane-1-carboxylic acid (**E157**). To a suspension of *trans*-2-(4-((4*S*,5*S*)-4,5-dimethyl-1,3-dioxolan-2-yl)phenyl)-*N*-methoxy-*N*-methylcyclopropane-1-carboxamide (**E156**) in diethyl ether and deionized water was added potassium *t*-butoxide and stirred at room temperature 16 hours. The pH was adjusted to 5 with HCl (1*N*) and the aqueous layer was extracted with EtOAc, dried (Na₂SO₄), filtered and concentrated to give *trans*-2-(4-((4*S*,5*S*)-4,5-dimethyl-1,3-dioxolan-2-yl)phenyl)cyclopropane-1-carboxylic acid (**E157**).

Preparation of *trans*-2-(4-((4*S*,5*S*)-4,5-dimethyl-1,3-dioxolan-2-yl)phenyl)-*N*-(isoquinolin-6-yl)cyclopropane-1-carboxamide (**E158**). To *trans*-2-(4-((4*S*,5*S*)-4,5-dimethyl-1,3-dioxolan-2-yl)phenyl)cyclopropane-1-carboxylic acid (**E157**) in anhydrous pyridine were added EDC, DMAP and 6-aminoisoquinoline and the solution was stirred under N₂ overnight. The reaction mixture was concentrated. Column chromatography over silica gel eluting with 0-5% MeOH/CH₂Cl₂ gave pure *trans*-2-(4-((4*S*,5*S*)-4,5-dimethyl-1,3-dioxolan-2-yl)phenyl)-*N*-(isoquinolin-6-yl)cyclopropane-1-carboxamide (**E158**).

Preparation of *trans*-2-(4-formylphenyl)-*N*-(isoquinolin-6-yl)cyclopropane-1-carboxamide (**E159**).

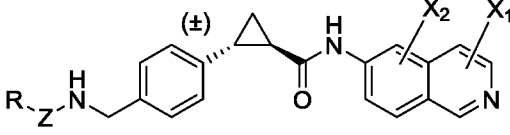
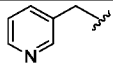
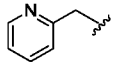
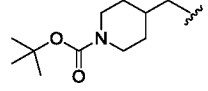
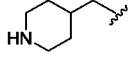
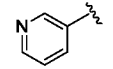
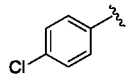
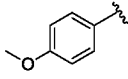
To a suspension of *trans*-2-(4-((4*S*,5*S*)-4,5-dimethyl-1,3-dioxolan-2-yl)phenyl)-*N*-(isoquinolin-6-yl)cyclopropane-1-carboxamide (**E158**) in deionized H₂O was added AcOH and the solution was heated to 65 °C for 3 hours. The reaction was quenched with NaHCO₃ (saturated) and extracted with EtOAc, dried (Na₂SO₄), filtered and concentrated. Column chromatography over silica gel eluting with 0-5% MeOH-CH₂Cl₂ gave pure *trans*-2-(4-formylphenyl)-*N*-(isoquinolin-6-yl)cyclopropane-1-carboxamide (**E159**).

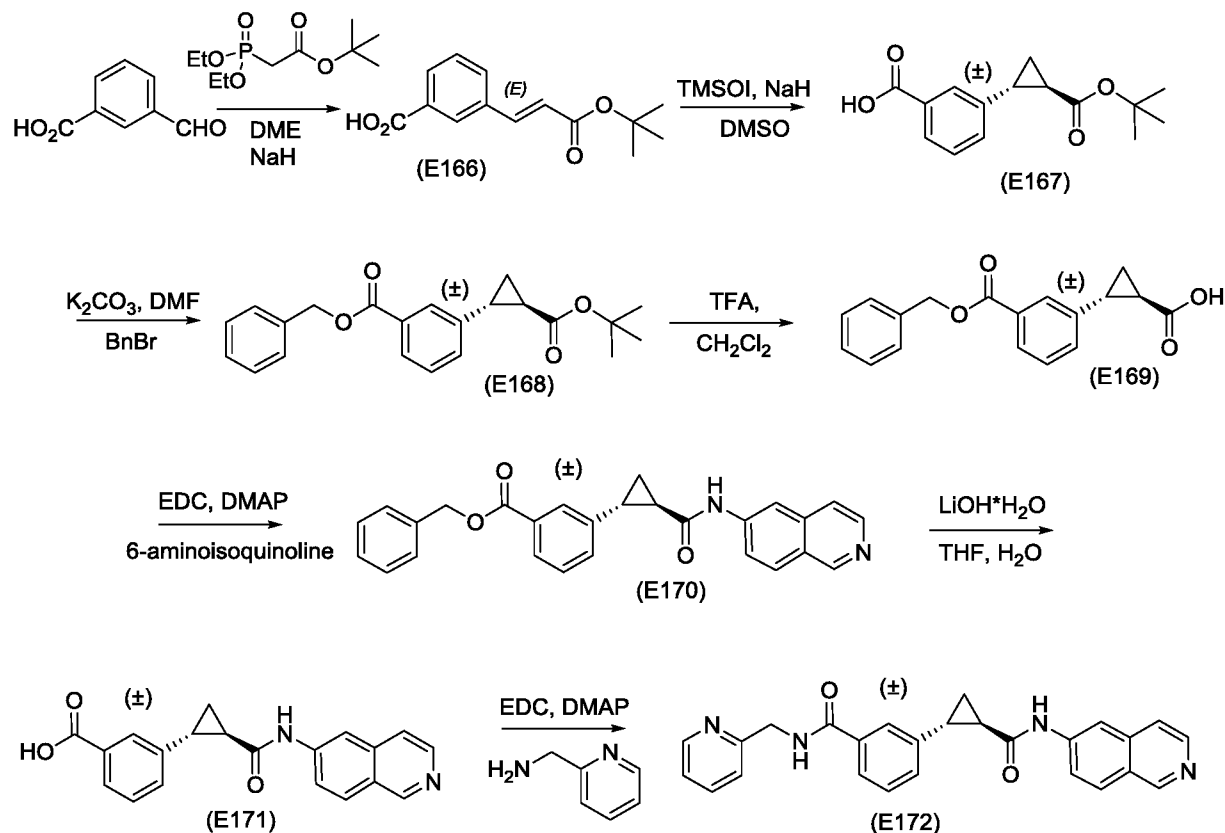
Preparation of *trans*-*N*-(isoquinolin-6-yl)-2-(4-(((pyridin-3-ylmethyl)amino)methyl)phenyl)cyclopropane-1-carboxamide (**E160**). To *trans*-2-(4-formylphenyl)-*N*-(isoquinolin-6-yl)cyclopropane-1-carboxamide (**E159**) in anhydrous 1,2-dichloroethane was added pyridin-3-ylmethanamine and the solution was stirred at room temperature under N₂ for 30 minutes before adding sodium triacetoxyborohydride and stirring overnight. The reaction was poured into EtOAc/NaHCO₃ (saturated) and extracted with EtOAc,

dried (Na_2SO_4), filtered and evaporated. Column chromatography over silica gel eluting with 0-5% MeOH/ CH_2Cl_2 gave pure *trans*-N-(isoquinolin-6-yl)-2-(4-(((pyridin-3-ylmethyl)amino)methyl)phenyl)cyclopropane-1-carboxamide (**E160**).

Using the procedures analogous to those set forth for Scheme 8 and substituting the appropriate starting materials, the compounds **E161-E162.2** were made and **E163-E165** (see Table 8) could be synthesized.

Table 8.

			
Example	R-Z-	X ₁	X ₂
E160		H	H
E161		H	H
E-162.1		H	H
E162.2		H	H
E163		H	H
E164		H	H
E165		H	H

Example 7**Scheme 9**

Preparation of (*E*)-3-(3-(*tert*-butoxy)-3-oxoprop-1-en-1-yl)benzoic acid (**E166**). To 3-formyl
 5 benzoic acid and *tert*-butyldiethyl phosphonoacetate in 1,2-dimethoxyethane cooled to 0 °C was
 added NaH and the solution was stirred for 1 hour at 0 °C and 2.5 hours at room temperature
 under N₂. The solution was quenched with HCl (1 N) and extracted with EtOAc, dried (Na₂SO₄),
 filtered and evaporated. Column chromatography over silica gel eluting with 15% EtOAc-
 Hexanes gave pure (*E*)-3-(3-(*tert*-butoxy)-3-oxoprop-1-en-1-yl)benzoic acid (**E166**).

Preparation of *trans*-3-(2-(*tert*-butoxycarbonyl)cyclopropyl)benzoic acid (**E167**). To TMSOI in
 DMSO was added NaH and the mixture was stirred at room temperature under N₂ for one hour.
 Then, (*E*)-3-(3-(*tert*-butoxy)-3-oxoprop-1-en-1-yl)benzoic acid (**E166**) in DMSO was added and
 the solution stirred for 3 hours at room temperature. The solution was poured into HCl (1N) and
 EtOAc and extracted with EtOAc, dried (Na₂SO₄), filtered and evaporated. Column
 15 chromatography over silica gel eluting with 0-5% MeOH-CH₂Cl₂ gave pure *trans*-3-(2-(*tert*-
 butoxycarbonyl)cyclopropyl)benzoic acid (**E167**).

Preparation of *trans*-benzyl 3-(2-(*tert*-butoxycarbonyl)cyclopropyl)benzoate (**E168**). To *trans*-3-
 (2-(*tert*-butoxycarbonyl)cyclopropyl)benzoic acid (**E167**) in DMF at 0 °C was added K₂CO₃ and
 the solution stirred for 40 minutes under N₂. Then, benzyl bromide was added and the mixture
 20 was warmed to room temperature and stirred for 1 hour. The mixture was poured into HCl (1N)-

EtOAc and extracted with EtOAc, dried (Na_2SO_4), filtered and evaporated. Column chromatography over silica gel eluting with 0-5% EtOAc-Hexanes gave pure *trans*-benzyl 3-(2-(*tert*-butoxycarbonyl)cyclopropyl)benzoate (**E168**).

Preparation of trans-benzyl 2-(3-((benzyloxy)carbonyl)phenyl)cyclopropane-1-carboxylic acid (E169). To *trans*-benzyl 3-(2-(*tert*-butoxycarbonyl)cyclopropyl)benzoate (**E168**) in CH_2Cl_2 at 0 °C was added TFA and the solution was warmed to room temperature and stirred for 1.5 hours. The solvents were evaporated and column chromatography over silica gel eluting with 5%-MeOH- CH_2Cl_2 gave pure *trans*-benzyl 2-(3-((benzyloxy)carbonyl)phenyl)cyclopropane-1-carboxylic acid (**E169**).

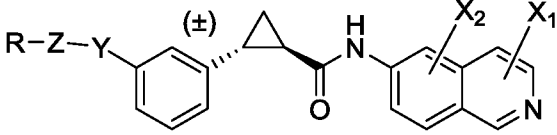
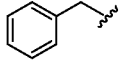
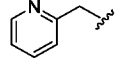
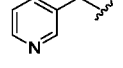
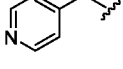
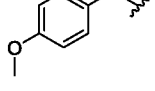
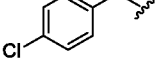
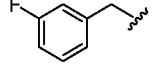
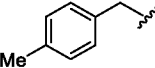
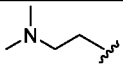
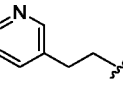
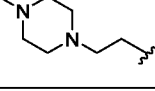
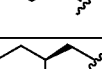
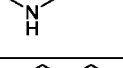
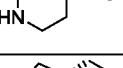
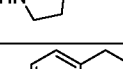
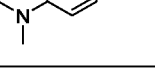
Preparation of trans-benzyl 3-(2-(isoquinolin-6-ylcarbamoyl)cyclopropyl) benzoate (E170). To *trans*-benzyl 2-(3-((benzyloxy)carbonyl)phenyl)cyclopropane-1-carboxylic acid (**E169**) in pyridine were added EDC, DMAP and 6-aminoisoquinoline and the solution was stirred overnight at room temperature under N_2 . The solution was poured into NaHCO_3 and extracted with EtOAc, dried (Na_2SO_4), filtered and evaporated. Column chromatography over silica gel eluting with 0-4% MeOH- CH_2Cl_2 gave pure *trans*-benzyl 3-(2-(isoquinolin-6-ylcarbamoyl)cyclopropyl)benzoate (**E170**).

Preparation of trans-benzyl 3-(2-(isoquinolin-6-ylcarbamoyl)cyclopropyl)benzoic acid (E171). To *trans*-benzyl 3-(2-(isoquinolin-6-ylcarbamoyl)cyclopropyl)benzoate (**E170**) in THF and H_2O was added $\text{LiOH}\cdot\text{H}_2\text{O}$ and the solution was stirred at room temperature for 2.5 hours. HCl (1N) was added until the pH=5 and then EtOAc was added to precipitate. The solids were filtered, washed with water and Et_2O and dried to give *trans*-benzyl 3-(2-(isoquinolin-6-ylcarbamoyl)cyclopropyl)benzoic acid (**E171**).

Preparation of trans-3-(2-(isoquinolin-6-ylcarbamoyl)cyclopropyl)-N-(pyridin-2-ylmethyl)benzamide (E172). To *trans*-benzyl 3-(2-(isoquinolin-6-ylcarbamoyl)cyclopropyl)benzoic acid (**E171**) in pyridine were added EDC, DMAP and 2-picolyamine and the solution was stirred at room temperature overnight under N_2 . Then the solution was poured into NaHCO_3 (saturated) and extracted with EtOAc, dried (Na_2SO_4), filtered and evaporated. Column chromatography over silica gel eluting with 5-9% MeOH- CH_2Cl_2 gave pure *trans*-3-(2-(isoquinolin-6-ylcarbamoyl)cyclopropyl)-N-(pyridin-2-ylmethyl)benzamide (**E172**).

Using procedures analogous to those set forth for Scheme 9 and substituting the appropriate starting materials, the compounds **E173-E175** were made and **E176-E186** (see Table 9) could be synthesized.

Table 9.

				
Example	R-Z-	Y	X ₁	X ₂
E170		-OC(O)-	H	H
E172		-NHC(O)-	H	H
E173		-NHC(O)-	H	H
E174		-NHC(O)-	H	H
E175		-NHC(O)-	H	H
E176		-OC(O)-	5-F	H
E177		-OC(O)-	H	H
E178		-OC(O)-	4-Cl	H
E179		-NHC(O)-	H	H
E180		-NHC(O)-	H	H
E181		-NHC(O)-	1-OH	5-Cl
E182		-NHC(O)-	H	H
E183		-NHC(O)-	4-Cl	H
E184		-NHC(O)-	4-F	H
E185		-NHC(O)-	3-Me	H
E186		-NHC(O)-	H	H

Using procedures analogous to those set forth for Scheme 9 and substituting the appropriate starting materials, the compounds **E186.1- E186.36** were also made. (see Table 9.1)

Table 9.1

Example	Structure: -3-Substituted Cyclopropyl Analogs (<i>meta</i>)
E186.1	
E186.2	
E186.3	
E186.4	
E186.5	
E186.6	
E186.7	
E186.8	
E186.9	
E186.10	
E186.11	
E186.12	
E186.13	
E186.14	
E186.15	

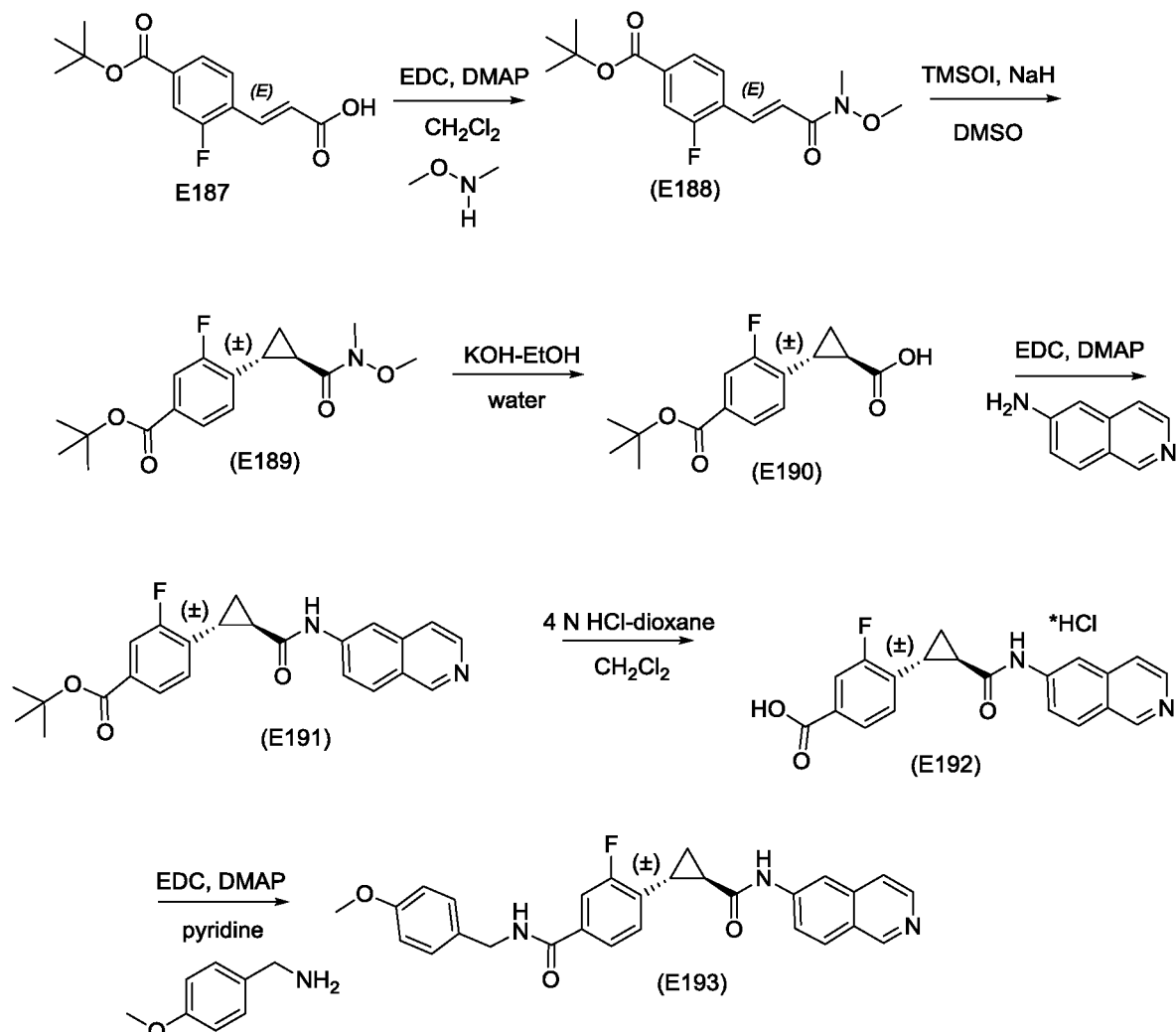
E186.16	
E186.17	
E186.18	
E186.19	
E186.20	
E186.21	
E186.22	
E186.23	
E186.24	
E186.25	
E186.26	
E186.27	
E186.28	
E186.29	
E186.30	
E186.31	

E186.32	
E186.33	
E186.34	
E186.35	
E186.36	

Using procedures analogous to those set forth for Scheme 6.1 and substituting the appropriate starting materials (**E-166**), the compounds **E186.37-E186.44** were made. (See Table 9.2)

5 **Table 9.2**

Example	Structure: - <i>R,R</i> and <i>S,S</i> -3-Substituted Cyclopropyl Analogs (<i>meta</i>)
E186.37	
E186.38	
E186.39	
E186.40	
E186.41	
E186.42	
E186.43	
E186.44	

Example 8**Scheme 10**

5

Preparation of *tert*-butyl (*E*)-3-fluoro-4-(3-(methoxy(methyl)amino)-3-oxoprop-1-en-1-yl)benzoate (**E188**). To (*E*)-3-(4-(*tert*-butoxycarbonyl)-2-fluorophenyl)acrylic acid (**E187**) in CH_2Cl_2 were added EDC, DMAP and *N,O*-dimethylhydroxylamine and the solution was stirred at room temperature for 6.5 hours. Then the mixture was poured into a cold (0°C) solution of HCl (1N) and EtOAc and further extracted with EtOAc. The organics were extracted with NaCl (saturated), dried (Na_2SO_4) filtered and evaporated. Column chromatography over silica gel eluting with 0-50% EtOAc-Hexanes gave *tert*-butyl (*E*)-3-fluoro-4-(3-(methoxy(methyl)amino)-3-oxoprop-1-en-1-yl)benzoate (**E188**).

Preparation of *trans*-*tert*-butyl 3-fluoro-4-(2-(methoxy(methyl)carbamoyl)cyclopropyl)benzoate (**E189**). To TMSOI in DMSO was added NaH and the mixture was stirred at room temperature

for one hour. Then, *tert*-butyl (*E*)-3-fluoro-4-(3-(methoxy(methyl)amino)-3-oxoprop-1-en-1-yl)benzoate (**E188**) in DMSO was added and the solution stirred for 3.5 hours at room temperature. The solution was poured into HCl (1N) and EtOAc (cooled to 0 °C) and extracted with EtOAc, dried (Na₂SO₄), filtered and evaporated. Column chromatography over silica gel eluting with 0-50% EtOAc-Hexanes gave pure *trans-tert*-butyl 3-fluoro-4-(2-(methoxy(methyl)carbamoyl)cyclopropyl)benzoate (**E189**).

Preparation of trans-2-(4-(tert-butoxycarbonyl)-2-fluorophenyl)cyclopropane-1-carboxylic acid (E190). To *tert*-butyl 3-fluoro-4-(2-(methoxy(methyl)carbamoyl)cyclopropyl)benzoate (**E189**) in EtOH was added a solution of KOH in water and the solution was stirred for 24 hours. The solution was poured into HCl (1 N) and EtOAc and further extracted with EtOAc, dried (Na₂SO₄), filtered and evaporated. Column chromatography over silica gel eluting with 5% MeOH-CH₂Cl₂ gave pure *trans*-2-(4-(*tert*-butoxycarbonyl)-2-fluorophenyl)cyclopropane-1-carboxylic acid (**E190**).

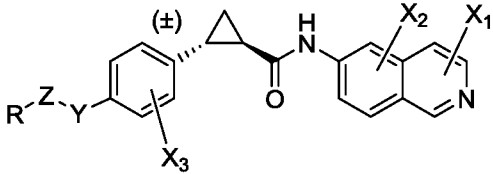
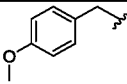
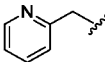
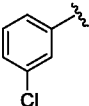
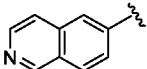
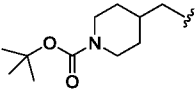
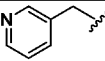
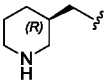
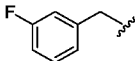
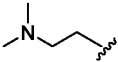
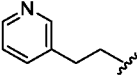

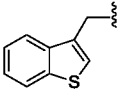
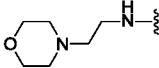

Preparation of trans-tert-butyl 3-fluoro-4-(2-(isoquinolin-6-ylcarbamoyl)cyclopropyl)benzoate (E191). To *trans*-2-(4-(*tert*-butoxycarbonyl)-2-fluorophenyl)cyclopropane-1-carboxylic acid (**E190**) in pyridine were added EDC, DMAP and 6-aminoisoquinoline and the solution was stirred at room temperature overnight. The solution was poured into NaHCO₃ (saturated) and extracted with EtOAc, dried (Na₂SO₄), filtered and evaporated. Column chromatography over silica gel eluting with 4% MeOH-CH₂Cl₂ gave *trans-tert*-butyl 3-fluoro-4-(2-(isoquinolin-6-ylcarbamoyl)cyclopropyl)benzoate (**E191**).

Preparation of trans-3-fluoro-4-(2-(isoquinolin-6-ylcarbamoyl)cyclopropyl)benzoic acid hydrochloride (E192). To *trans-tert*-butyl 3-fluoro-4-(2-(isoquinolin-6-ylcarbamoyl)cyclopropyl)benzoate (**E191**) in CH₂Cl₂ was added HCl (4 N in dioxane) and the reaction was allowed to stir overnight. The solvents were evaporated and the compound was dried on the high vacuum to give *trans*-3-fluoro-4-(2-(isoquinolin-6-ylcarbamoyl)cyclopropyl)benzoic acid hydrochloride (**E192**).

Preparation of trans-3-fluoro-4-(2-(isoquinolin-6-ylcarbamoyl)cyclopropyl)-N-(4-methoxybenzyl)benzamide (E193). To *trans*-3-fluoro-4-(2-(isoquinolin-6-ylcarbamoyl)cyclopropyl)benzoic acid hydrochloride (**E192**) in pyridine were added EDC, DMAP and 4-methoxybenzylamine and the solution was stirred overnight at room temperature. The reaction was poured into NaHCO₃ (saturated) and extracted with EtOAc, dried (Na₂SO₄), filtered and evaporated. Column chromatography over silica gel eluting with 5% MeOH-CH₂Cl₂ gave pure *trans*-3-fluoro-4-(2-(isoquinolin-6-ylcarbamoyl)cyclopropyl)-*N*-(4-methoxybenzyl)benzamide (**E193**).

Using procedures analogous to those set forth for Scheme 10 and substituting the appropriate starting materials, the compounds **E194-E195.2** were made and **E191.1** and **E196-E206** (see Table 10) could be synthesized.

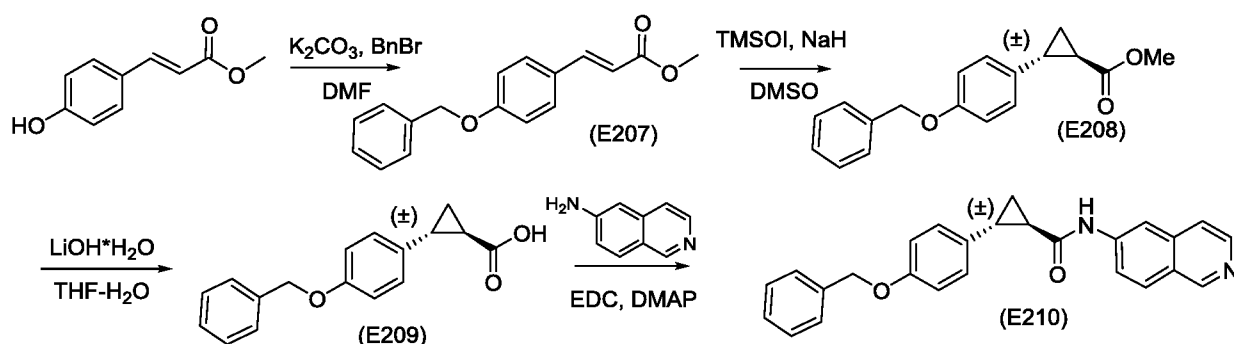
Table 10.

					
Example	R-Z-	Y	X ₁	X ₂	X ₃
E193		-NHC(O)-	H	H	3-F
E194		-NHC(O)-	H	H	3-F
E195		-NHC(O)-	H	H	3-F
E195.1		-NHC(O)-	H	H	2-F
E195.2		-NHC(O)-	H	H	2-F
E196		-OC(O)-	H	H	3-F
E197		-OC(O)-	1-OH	4-Cl	2-Cl
E198		-OC(O)-	4-Cl	H	2-F
E199		-NHC(O)-	H	5-F	3-Cl
E200		-NHC(O)-	H	H	2-F
E201		-NHC(O)-	H	H	3-F
E202		-NHC(O)-	1-OH	5-Cl	2-OMe
E203		-NHC(O)-	H	H	2-F
E204		-NHC(O)-	H	H	2-F

E205		-NHC(O)-	H	5-Cl	2-CF3
E206		-NHC(O)-	H	H	3-OMe
E191.1		-OC(O)-	H	H	H

Example 9

Scheme 11.



- 5 *Preparation of methyl (E)-3-(4-(benzyloxy)phenyl)acrylate (E207).* To methyl (E)-3-(4-hydroxyphenyl)acrylate in DMF at 0 °C was added K_2CO_3 and the solution stirred at 0 °C for 30 minutes. Then benzyl bromide was added and the reaction was warmed to room temperature and stirred overnight under N_2 . The mixture was poured into HCl (1N) and EtOAc and extracted with EtOAc, dried (Na_2SO_4), filtered and evaporated. Column chromatography over silica gel eluting with 0-70% EtOAc-Hexanes gave pure (E)-3-(4-(benzyloxy)phenyl)acrylate (E207).

- 15 *Preparation of trans-methyl-2-(4-(benzyloxy)phenyl)cyclopropane-1-carboxylate (E208).* To TMSOI in DMSO was added NaH and the solution was stirred for 1 hour. Then a solution of (E)-3-(4-(benzyloxy)phenyl)acrylate (E207) in DMSO was added and the reaction stirred for an additional 3 hours, poured into HCl (1N) and EtOAc and extracted with EtOAc, dried (Na_2SO_4), filtered and evaporated. Column chromatography over silica gel eluting with 0-10% EtOAc-Hexanes gave pure *trans*-methyl-2-(4-(benzyloxy)phenyl) cyclopropane-1-carboxylate (E208).

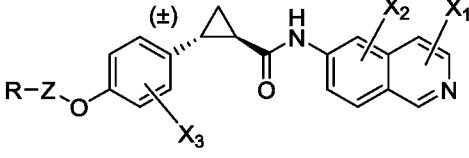
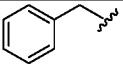
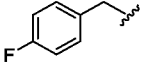
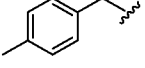
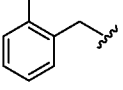
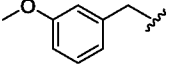
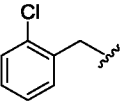
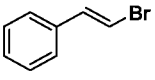
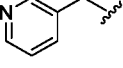
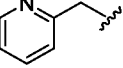
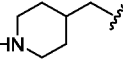
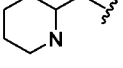
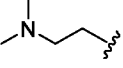
- 20 *Preparation of trans-2-(4-(benzyloxy)phenyl)cyclopropane-1-carboxylic acid (E209).* To *trans*-methyl-2-(4-(benzyloxy)phenyl)cyclopropane-1-carboxylate (E208) in THF and water was added $LiOH \cdot H_2O$ and the reaction was stirred at room temperature for 4 days. The mixture was poured into HCl (1 N) and EtOAc and extracted with EtOAc, dried (Na_2SO_4), filtered and evaporated. Column chromatography over silica gel eluting with 20% EtOAc-Hexanes 0.2% AcOH gave pure *trans*-2-(4-(benzyloxy)phenyl)cyclopropane-1-carboxylic acid (E209).

Preparation of trans-2-(4-(benzyloxy)phenyl)-N-(isoquinolin-6-yl)cyclopropane-1-carboxamide (E210). To 2-(4-(benzyloxy)phenyl)cyclopropane-1-carboxylic acid (E209) in pyridine were

added EDC, DMAP and 6-aminoisoquinoline and the solution was stirred at room temperature under N₂ overnight. The reaction mixture was poured into NaHCO₃ (saturated) and extracted with EtOAc, dried (Na₂SO₄), filtered and evaporated to give *trans*-2-(4-(benzyloxy)phenyl)-N-(isoquinolin-6-yl)cyclopropane-1-carboxamide (**E210**).

- 5 Using procedures analogous to those set forth for Scheme 11 and substituting the appropriate starting materials, the compounds **E211-E221** (see Table 11) could be synthesized.

Table 11.

				
Example	R-Z	X ₁	X ₂	X ₃
E210		H	H	H
E211		H	H	H
E212		H	5-F	H
E213		4-Cl	H	3-F
E214		H	H	2-F
E215		1-OH	H	H
E216		H	5-Cl	3-F
E217		3-Cl	H	H
E218		H	7-Cl	H
E219		H	H	H
E220		H	H	H
E221		H	5-F	3-F

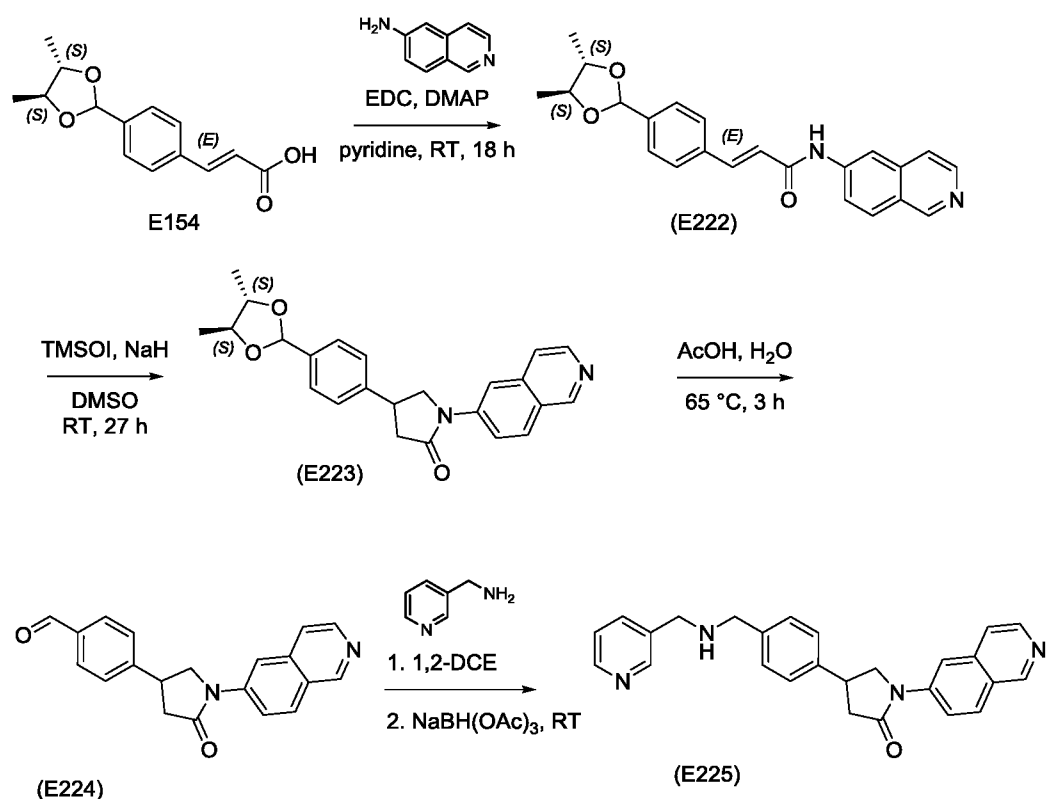
Using procedures analogous to those set forth for Scheme 11 and substituting the appropriate starting materials, the compounds **E221.1-E221.3** (see Table 11.1) were made.

Table 11.1

Example	
E221.1	
E221.2	
E221.3	

Example 10**Scheme 12.**

5



Preparation of (E)-3-(4-((4S,5S)-4,5-dimethyl-1,3-dioxolan-2-yl)phenyl)-N-(isoquinolin-6-yl)acrylamide (**E222**). To (E)-3-(4-((4S,5S)-4,5-dimethyl-1,3-dioxolan-2-yl)phenyl)acrylic acid (**E154**) in anhydrous pyridine were added EDC, DMAP and 6-aminoisoquinoline and the solution was stirred under N₂ overnight. The reaction mixture was concentrated. Column

10

chromatography over silica gel eluting with 0-5% MeOH/CH₂Cl₂ gave pure (E)-3-(4-((4S,5S)-4,5-dimethyl-1,3-dioxolan-2-yl)phenyl)-N-(isoquinolin-6-yl)acrylamide (**E222**).

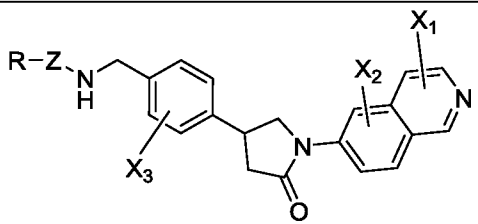
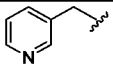
*Preparation of 4-(4-((4S,5S)-4,5-dimethyl-1,3-dioxolan-2-yl)phenyl)-1-(isoquinolin-6-yl)pyrrolidin-2-one (**E223**).* To TMSOI in DMSO was added NaH and solution was stirred for one hour under N₂. (E)-3-(4-((4S,5S)-4,5-dimethyl-1,3-dioxolan-2-yl)phenyl)-N-(isoquinolin-6-yl)acrylamide (**E222**) dissolved in DMSO was added dropwise and the solution was stirred for 3 hours at room temperature. The mixture was poured over deionized H₂O and extracted with EtOAc. The organics were dried (Na₂SO₄), filtered and concentrated. Column chromatography over silica gel eluting with 0-5% MeOH/CH₂Cl₂ gave pure 4-(4-((4S,5S)-4,5-dimethyl-1,3-dioxolan-2-yl)phenyl)-1-(isoquinolin-6-yl)pyrrolidin-2-one (**E223**).

*Preparation of 4-(1-(isoquinolin-6-yl)-5-oxopyrrolidin-3-yl)benzaldehyde (**E224**).* To a suspension of 4-(4-((4S,5S)-4,5-dimethyl-1,3-dioxolan-2-yl)phenyl)-1-(isoquinolin-6-yl)pyrrolidin-2-one (**E223**) in deionized water was added AcOH and stirred at 65 °C for 3 hours. The reaction was poured into EtOAc/NaHCO₃ (saturated) and extracted with EtOAc, dried (Na₂SO₄), filtered and evaporated. Column chromatography over silica gel eluting with 0-5% MeOH/CH₂Cl₂ gave pure 4-(1-(isoquinolin-6-yl)-5-oxopyrrolidin-3-yl)benzaldehyde (**E224**).

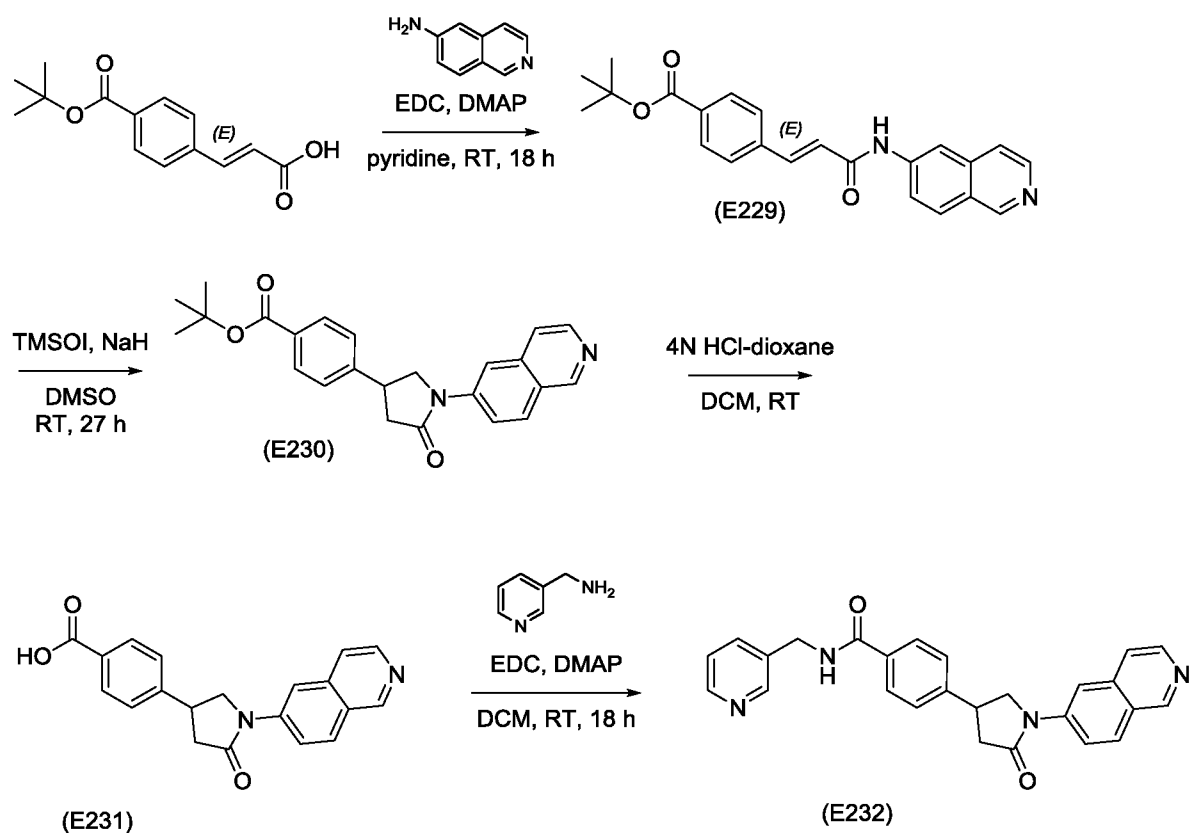
*Preparation of 1-(isoquinolin-6-yl)-4-(4-(((pyridin-3-ylmethyl)amino)methyl)phenyl)pyrrolidin-2-one (**E225**).* To 4-(1-(isoquinolin-6-yl)-5-oxopyrrolidin-3-yl)benzaldehyde (**E224**) in anhydrous 1,2-dichloroethane was added pyridin-3-ylmethanamine and the solution was stirred at room temperature under N₂ for 30 minutes before adding sodium triacetoxyborohydride and stirring overnight. The reaction was poured into EtOAc/NaHCO₃ (saturated) and extracted with EtOAc, dried (Na₂SO₄), filtered and evaporated. Column chromatography over silica gel eluting with 0-5% MeOH/CH₂Cl₂ gave pure 1-(isoquinolin-6-yl)-4-(4-(((pyridin-3-ylmethyl)amino)methyl)phenyl)pyrrolidin-2-one (**E225**).

Using procedures analogous to those set forth for Scheme 12 and substituting the appropriate starting materials, the compounds **E226-E228** (see Table 12) were made.

Table 12.

				
Example	R-Z-	X ₁	X ₂	X ₃
E225		H	H	H

E226		H	H	H
E227		H	H	H
E228		H	H	H

Example 11**Scheme 13.**

5 **Preparation of tert-butyl (E)-4-(3-(isoquinolin-6-ylamino)-3-oxoprop-1-en-1-yl)benzoate (E229).**

To (E)-3-(4-(tert-butoxycarbonyl)phenyl)acrylic acid in anhydrous pyridine were added EDC, DMAP and 6-aminoisoquinoline and the solution was stirred under N₂ overnight. The reaction mixture was concentrated. Column chromatography over silica gel eluting with 0-4% MeOH/CH₂Cl₂ gave pure *tert*-butyl (E)-4-(3-(isoquinolin-6-ylamino)-3-oxoprop-1-en-1-yl)benzoate (**E229**).

Preparation of tert-butyl 4-(1-(isoquinolin-6-yl)-5-oxopyrrolidin-3-yl)benzoate (E230). To TMSOI in DMSO was added NaH and solution was stirred for one hour under N₂. *tert*-Butyl (E)-4-(3-(isoquinolin-6-ylamino)-3-oxoprop-1-en-1-yl)benzoate (**E229**) dissolved in DMSO was added dropwise and the solution was stirred for 3 hours at room temperature. The mixture was poured over deionized H₂O and extracted with EtOAc. The organics were dried (Na₂SO₄), filtered and

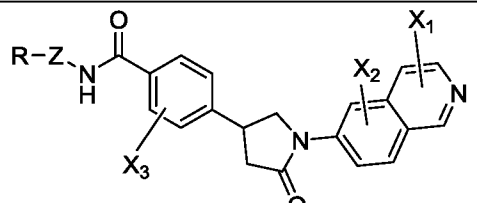
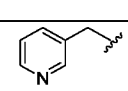
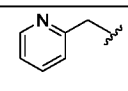
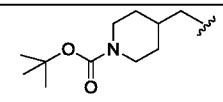
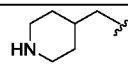
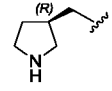
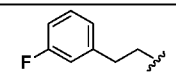
concentrated. Column chromatography over silica gel eluting with 0-5% MeOH/CH₂Cl₂ gave pure *tert*-butyl 4-(1-(isoquinolin-6-yl)-5-oxopyrrolidin-3-yl)benzoate (**E230**).

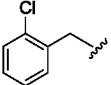
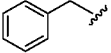
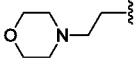
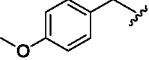
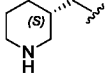
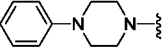
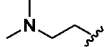
Preparation of 4-(1-(isoquinolin-6-yl)-5-oxopyrrolidin-3-yl)benzoic acid (E231). To *tert*-butyl 4-(1-(isoquinolin-6-yl)-5-oxopyrrolidin-3-yl)benzoate (**E230**) in dichloromethane was added 4M HCl in dioxane and stirred at room temperature for 3 hours. The reaction mixture was concentrated to give pure 4-(1-(isoquinolin-6-yl)-5-oxopyrrolidin-3-yl)benzoic acid (**E231**).

Preparation of 4-(1-(isoquinolin-6-yl)-5-oxopyrrolidin-3-yl)-N-(pyridin-3-ylmethyl)benzamide (E232). To 4-(1-(isoquinolin-6-yl)-5-oxopyrrolidin-3-yl)benzoic acid (**E231**) in anhydrous CH₂Cl₂ were added EDC, DMAP and pyridin-3-ylmethanamine and the solution was stirred under N₂ at room temperature for 7 hours. The reaction was poured into EtOAc/NaHCO₃ (saturated) and extracted with EtOAc, dried (Na₂SO₄), filtered and evaporated. Column chromatography over silica gel eluting with 0-5% MeOH/CH₂Cl₂ gave pure 4-(1-(isoquinolin-6-yl)-5-oxopyrrolidin-3-yl)-N-(pyridin-3-ylmethyl)benzamide (**E232**).

Using procedures analogous to those set forth for Scheme 13 and substituting the appropriate starting materials, the compounds **E233-E234.2** were made and **E235-E243** (see Table 13) could be synthesized.

Table 13.

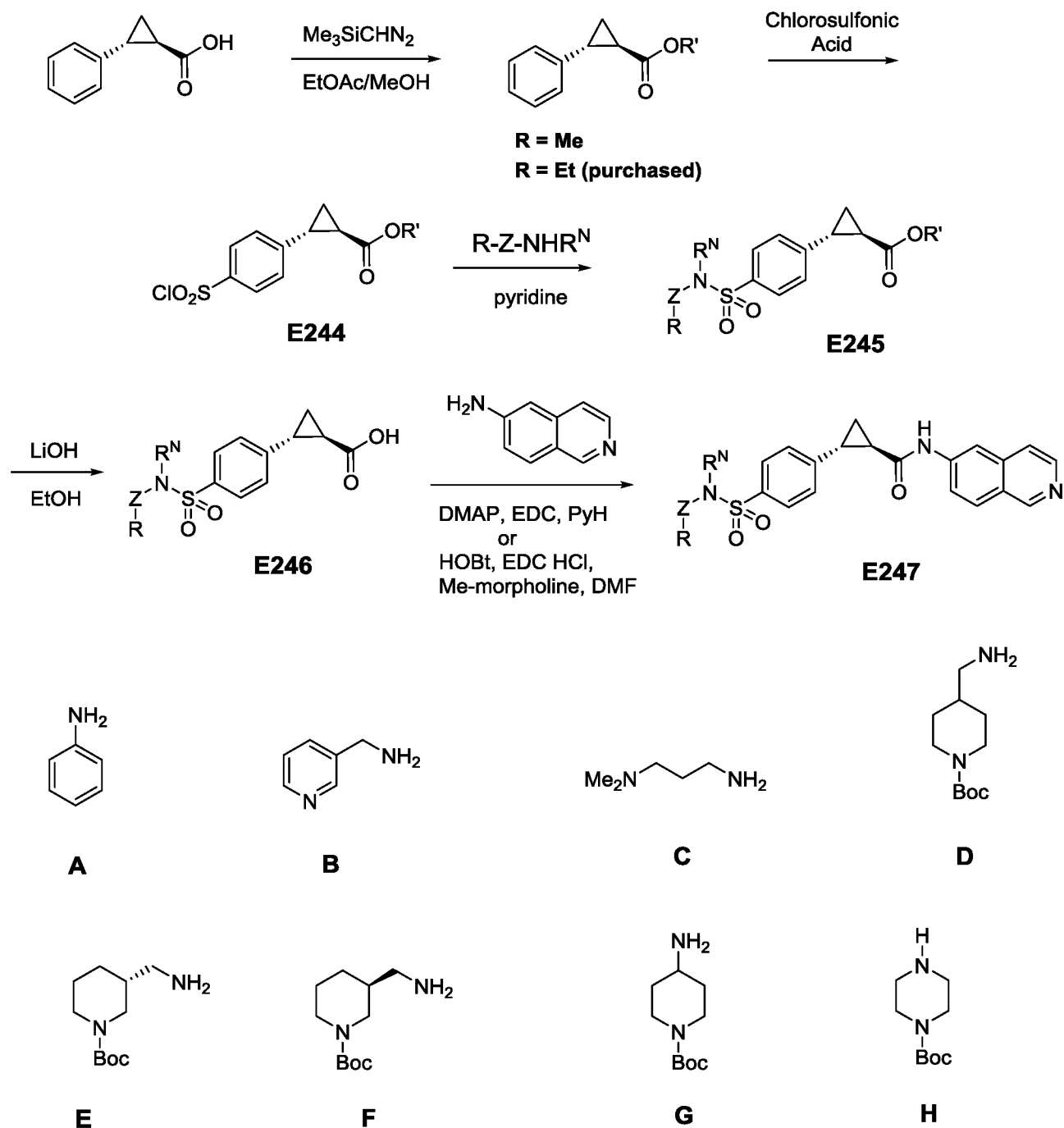
				
Example	R-Z-	X ₁	X ₂	X ₃
E232		H	H	H
E233		H	H	H
E234.1		H	H	H
E234.2		H	H	H
E235		H	H	H
E236		H	H	3-F

E237		1-OH	5-F	H
E238		H	H	3-Me
E239		4-Cl	H	H
E240		5-F	H	2-Cl
E241		H	H	H
E242		5-F	H	2-F
E243		H	H	3-F

Using procedures analogous to those set forth for Scheme 13 and substituting the appropriate starting materials, the compounds **E243.1-E243.3** were made (see Table 13.1)

Table 13.1

Example	Pyrrolidinone Analogs
E243.1	
E243.2	
E243.3	

Example 12**Scheme 14.**

5

Below are the typical procedures used for the synthesis of the products from the above scheme 14.

Methyl (trans)-2-phenylcyclopropane-1-carboxylate. A solution of commercially-available trans-2-phenylcyclopropane-1-carboxylic acid (204 mg, 1.26 mmol) in 3 mL ethyl acetate (EtOAc) and 0.2 mL MeOH was treated with Me₃SiCHN₂ (0.69 mL of 2.0 M solution in heptane, 1.38 mmol)

10

over about 1 minute dropwise and the resulting yellow solution was stirred 1 hour at room temperature. TLC (Hexanes-EtOAc-HOAc, 80:20:1) showed the completion of the reaction. The reaction mixture was concentrated on a rotovap (220 mg of the crude material) and purified using column chromatography on silica gel (Hexane-EtOAc, 95:5 – 80:20). Methyl *trans*-2-phenylcyclopropane-1-carboxylate (178 mg) was isolated as an oil. ES-API calc'd for C₁₁H₁₂O₂ 176.08, [M+H]⁺ found 177.1

Ethyl -(trans)-2-(4-(chlorosulfonyl)phenyl) cyclopropane-1-carboxylate (E244.1) Chlorosulfonic acid (15 mL) in dry 50 mL round-bottomed flask was cooled with an ice bath and treated portion-wise with ethyl *rel*-(1*R*,2*R*)-2-phenylcyclopropane-1-carboxylate (3.15 g, 15.56 mmol) during 30 minutes under N₂ and stirring. Then the cooling bath was removed and the reaction mixture (pale brown solution) was stirred 3 hours at room temperature. TLC (Hexane-EtOAc 60:40) showed the completion of the reaction. The reaction mixture was slowly and carefully poured into a 500 mL Erlenmeyer flask with 100 g of ice, stirred 5 minutes and then extracted with EtOAc (200 mL, 2 x 100 mL). The combined organic layers were washed with water-brine (1:1, 2 x 50 mL), dried over Na₂SO₄ and concentrated. The crude product (5.2 g) was purified using column chromatography on silica gel (Hexane-EtOAc, 99:1 – 90:10). Chlorosulfonate **E244.1** (3 g) was isolated as an oil. ES-API calcd for C₁₂H₁₃ClO₄S 288.02 [M+H]⁺; found 289.0.

trans- Methyl 2-(4-(chlorosulfonyl)phenyl)cyclopropane-1-carboxylate (E244.2). The title compound was prepared from methyl *trans*-2-phenylcyclopropane-1-carboxylate using the procedure of **E244.1**. **E244.2**: ES-API calc'd for C₁₁H₁₁ClO₄S 274.01, [M+NH₄]⁺ found 293.0

trans-methyl 2-(4-(N-benzylsulfamoyl)phenyl)cyclopropane-1-carboxylate (E245A). Sulfonfyl chloride **E244.2** (110 mg, 0.4 mmol) in dry pyridine (2 mL) in a dried 10 mL round-bottomed flask was cooled with an ice bath and treated with aniline (0.04 mL, 0.44 mmol) in one portion under N₂ and stirring. Then the cooling bath was removed and the reaction mixture (deep orange slurry) was stirred for 1 hour at room temperature. TLC (Hexane-EtOAc 60:40) showed the completion of the reaction; no starting material remained and a more polar product was formed. The reaction mixture was concentrated, diluted with EtOAc (50 mL), washed with water-brine (1:1, 2 x 5 mL), brine (5 mL), dried over Na₂SO₄ and concentrated. The crude product (104 mg) was purified using column chromatography on silica gel (Hexane-EtOAc, 90:10 – 75:25). **E245A** (90 mg) was isolated as an oil. ES-API calc'd for C₁₇H₁₇NO₄S 331.09, [M+H]⁺ found 332.0

Using similar procedures, the following compounds were synthesized:

trans-ethyl 2-(4-(N-(pyridin-3-ylmethyl)sulfamoyl)phenyl)cyclopropane-1-carboxylate(E245B): ES-API calc'd for C₁₈H₂₀N₂O₄S 360.11, [M+H]⁺ found 361.0

trans-Ethyl 2-(4-(N-(3-(dimethylamino)propyl)sulfamoyl)phenyl)cyclopropane-1-carboxylate (E245C): ES-API calc'd for C₁₇H₂₆N₂O₄S 354.16, [M+H]⁺ found 355.1

trans- tert-butyl 4-(((4-(2-(ethoxycarbonyl)cyclopropyl)phenyl)sulfonamido)methyl)piperidine-1-carboxylate (E245D): ES-API calc'd for $C_{23}H_{34}N_2O_6S$ 466.21, $[M+Na]^+$ found 489.1

trans- tert-butyl (3S)-3-(((4-(2-(ethoxycarbonyl)cyclopropyl)phenyl)sulfonamido)methyl)piperidine-1-carboxylate (E245E): ES-API calc'd for $C_{23}H_{34}N_2O_6S$ 466.21, $[M-H]^+$ found 465.2

trans- tert-butyl (3R)-3-(((4-(2-(ethoxycarbonyl)cyclopropyl)phenyl)sulfonamido)methyl)piperidine-1-carboxylate (E245F): ES-API calc'd for $C_{23}H_{34}N_2O_6S$ 466.21, $[M-H]^+$ found 465.2

trans-tert-butyl 4-(((4-(2-(ethoxycarbonyl)cyclopropyl)phenyl)sulfonamido)piperidine-1-carboxylate (E245G): ES-API calc'd for $C_{22}H_{32}N_2O_6S$ 452.20, $[M+Na]^+$ found 475.1

trans- tert-butyl 4-(((4-(2-(ethoxycarbonyl)cyclopropyl)phenyl)sulfonyl)piperazine-1-carboxylate (E245H): ES-API calc'd for $C_{21}H_{30}N_2O_6S$ 438.18, $[M+Na]^+$ found 461.1- **Preparation of the Isoquinolyl amides from their respective esters:**

(trans)-2-(4-(N-phenylsulfamoyl)phenyl)cyclopropane-1-carboxylic acid (E246A): A solution of ester **E245A** in ethanol was treated with 1N LiOH and left to stir overnight at room temperature. The next day TLC (Hexane-EtOAc-HOAc, 60:40:1) showed the completion of the reaction. The reaction mixture was acidified till pH 3 using $KHSO_4$, extracted with EtOAc (50 mL, 2 x 20 mL), the organic layers were washed with brine (5 mL), dried over Na_2SO_4 and concentrated. The crude product (77 mg) was purified using column chromatography on silica gel (Hexane-EtOAc-HOAc, 90:10:0.1 – 70:30:0.1). **E246A** (67 mg) was isolated as an oil. ES-API calc'd for $C_{16}H_{15}NO_4S$ 317.07, $[M+H]^+$ found 318.0

Using similar procedures, the following compounds were synthesized:

trans-2-(4-(N-(pyridin-3-ylmethyl)sulfamoyl)phenyl)cyclopropane-1-carboxylic acid (E246B): Crude material carried on to next step. No 1H NMR because used in next reaction without purification; ES-API calc'd for $C_{16}H_{16}N_2O_4S$ 332.08, $[M+H]^+$ found 333.0

trans-2-(4-(N-(3-(dimethylamino) propyl)sulfamoyl)phenyl)cyclopropane-1-carboxylic acid (E246C): Crude material carried on to next step without purification; ES-API calc'd for $C_{15}H_{22}N_2O_4S$ 326.13, $[M+H]^+$ found 327.1

trans-2-(4-(N-((1-(tert-butoxycarbonyl)piperidin-4-yl)methyl)sulfamoyl)phenyl)cyclopropane-1-carboxylic acid (E246D): Crude material carried on to next step. No 1H NMR because used in next reaction without purification; ES-API calc'd for $C_{21}H_{30}N_2O_6S$ 438.18, $[M+Na]^+$ found 461.1

trans-2-(4-(N-(((S)-1-(tert-butoxycarbonyl)piperidin-3-yl)methyl)sulfamoyl)phenyl)cyclopropane-1-carboxylic acid (E246E): Crude material carried on to next step. No 1H NMR was taken because it was used in next reaction without purification; ES-API calc'd for $C_{21}H_{30}N_2O_6S$ 438.18, $[M+Na]^+$ found 461.1

trans-2-(4-(*N*-(((*R*)-1-(*tert*-butoxycarbonyl)piperidin-3-yl)methyl)sulfamoyl)phenyl)cyclopropane-1-carboxylic acid (**E246F**): ES-API calcd for C₂₁H₃₀N₂O₆S 438.18, [M+Na]⁺ found 461.1

trans-2-(4-(*N*-(1-(*tert*-butoxycarbonyl)piperidin-4-yl)sulfamoyl)phenyl)cyclopropane-1-carboxylic acid (**E246G**): ES-API calc'd for C₂₀H₂₈N₂O₆S 424.17, [M+Na]⁺ found 447.1

- 5 *trans*-2-(4-((4-(*tert*-butoxycarbonyl)piperazin-1-yl)sulfonyl)phenyl)cyclopropane-1-carboxylic acid (**E246H**): No ¹H NMR; used in next reaction without purification; ES-API calc'd for C₁₉H₂₆N₂O₆S 410.15, [M+Na]⁺ found 433.1

- 10 *trans*-*N*-(isoquinolin-6-yl)-2-(4-(*N*-phenylsulfamoyl)phenyl)cyclopropane-1-carboxamide (**E247A**): A solution of acid **E246A** (65 mg, 0.2 mmol) in DMF (2 mL) in a dried 10 mL round-bottomed flask was treated with HOBt (36.5 mg, 0.27 mmol), 6-aminoisoquinoline (28.8 mg, 0.2 mmol), and *N*-methylmorpholine (0.029 mL, 0.27 mmol), cooled with an ice bath and then EDC HCl (42 mg, 0.22 mmol) was added in one portion under N₂ and stirring. Then the cooling bath was removed and the reaction mixture was left to stir 3 days at room temperature. After that
- 15 TLC (DCM-MeOH-HOAc, 93:7:1) showed the completion of the reaction. The reaction mixture was diluted with water (5 mL), extracted with EtOAc (50 mL, 2 x 20 mL), the organic layers were washed with brine (5 mL), dried over Na₂SO₄ and concentrated. The crude product (75 mg) was purified using column chromatography on silica gel (DCM-MeOH, 99:1 – 95:5). **E247A** (25 mg) was isolated as an oil. ES-API calc'd for C₂₅H₂₁N₃O₃S 443.13, [M+H]⁺ found 444.1

- 20 Using similar procedures, the following compounds were synthesized:

trans-*N*-(isoquinolin-6-yl)-2-(4-(*N*-(pyridin-3-ylmethyl)sulfamoyl)phenyl)cyclopropane-1-carboxamide (**E247B**): ES-API calc'd for C₂₅H₂₂N₄O₃S 458.14, [M+H]⁺ found 459.1

trans-2-(4-(*N*-(3-(dimethylamino)propyl)sulfamoyl)phenyl)-*N*-(isoquinolin-6-yl)cyclopropane-1-carboxamide (**E247C**)

- 25 *tert*-butyl 4-(((4-((*trans*)-2-(isoquinolin-6-ylcarbamoyl)cyclopropyl)phenyl)sulfonamido)methyl)piperidine-1-carboxylate (**E247D**): ES-API calc'd for C₃₀H₃₆N₄O₅S 564.24, [M+H]⁺ found 565.2

- tert*-butyl (S)-3-(((4-((*trans*)-2-(isoquinolin-6-ylcarbamoyl)cyclopropyl)phenyl)sulfonamido)methyl)piperidine-1-carboxylate (**E247E**): ES-API calc'd for C₃₀H₃₆N₄O₅S 564.24, [M+H]⁺ found 565.2
- 30

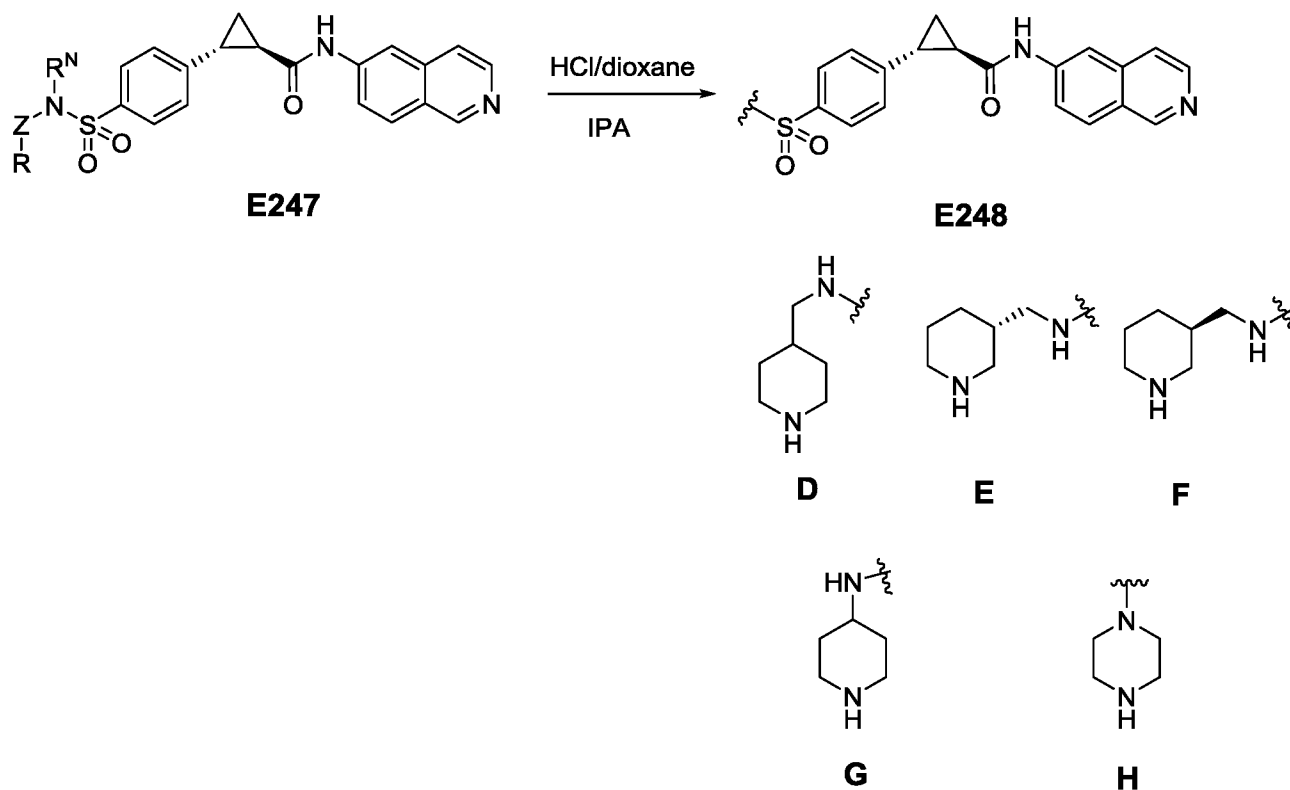
tert-butyl (R)-3-(((4-((*trans*)-2-(isoquinolin-6-ylcarbamoyl)cyclopropyl)phenyl)sulfonamido)methyl)piperidine-1-carboxylate (**E247F**): ES-API calc'd for C₃₀H₃₆N₄O₅S: 564.24, [M+H]⁺, found 565.24

- 35 *tert*-butyl 4-(((4-((*trans*)-2-(isoquinolin-6-ylcarbamoyl)cyclopropyl)phenyl)sulfonamido)piperidine-1-carboxylate (**E247G**): ES-API calc'd for C₂₉H₃₄N₄O₅S 550.22, [M+H]⁺ found 551.2

tert-butyl 4-((4-((*trans*)-2-(isoquinolin-6-ylcarbamoyl)cyclopropyl)phenyl)sulfonyl)piperazine-1-carboxylate (**E247H**): ES-API calc'd for C₂₈H₃₂N₄O₅S 536.21, [M+H]⁺ found 537.2

Example 13

5 Scheme 15. Preparation of amino sulfonamides as HCl salts



trans-N-(isoquinolin-6-yl)-2-(4-(N-(((*R*)-piperidin-3-yl)methyl)sulfamoyl)phenyl)-cyclopropane-1-carboxamide dihydrochloride (**E248F HCl**): A solution of Boc-protected amine **E247F** (17 mg, 0.03 mmol) in 2 mL isopropyl alcohol (IPA) was treated with 4N HCl in dioxane (0.075 mL, 0.3 mmol) under N₂ and left to stir overnight at room temperature. TLC (CH₂Cl₂-MeOH-HOAc, 90:10:1) showed disappearance of the starting material and the formation of the product. Reaction mixture was concentrated with ether (3 x 5 mL) and dried in high vacuum providing pure product **E248F·HCl** (17 mg).

trans-N-(isoquinolin-6-yl)-2-(4-(N-(piperidin-4-ylmethyl)sulfamoyl)phenyl) cyclopropane-1-carboxamide dihydrochloride (**E248D HCl**): ES-API calc'd for C₂₅H₂₈N₄O₃S (free base) 464.19, [M+H]⁺ found 465.1

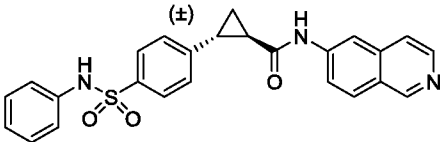
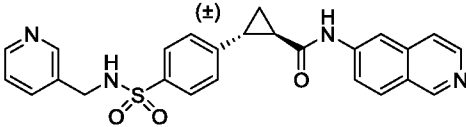
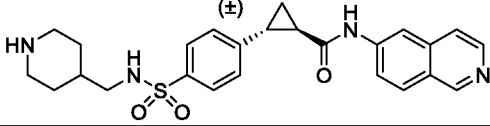
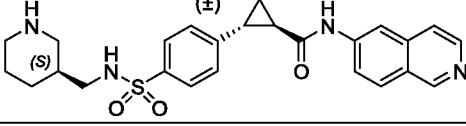
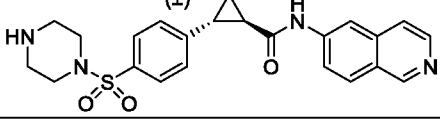
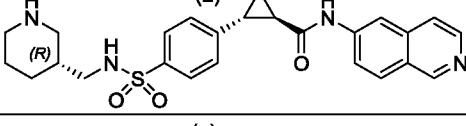
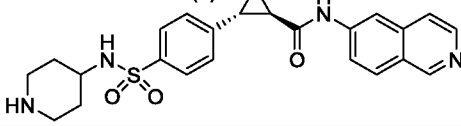
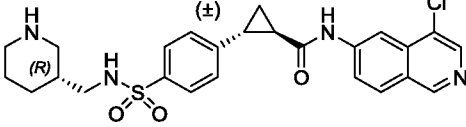
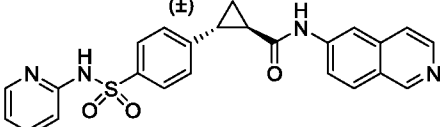
trans-N-(isoquinolin-6-yl)-2-(4-(N-(((*S*)-piperidin-3-yl)methyl)sulfamoyl) phenyl)cyclopropane-1-carboxamide dihydrochloride (**E248E HCl**) ES-API calc'd for C₂₅H₂₈N₄O₃S (free base) 464.19, [M+H]⁺ found 465.1

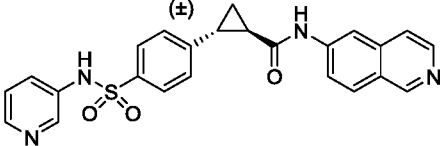
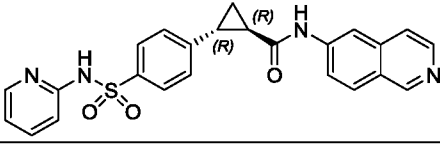
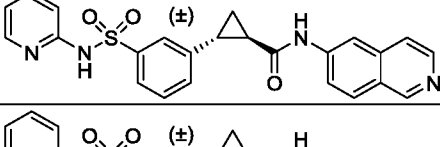
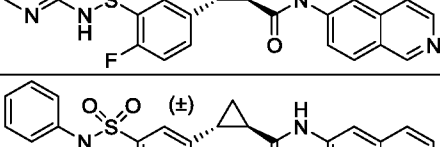
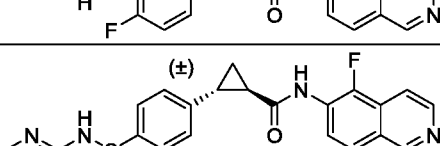
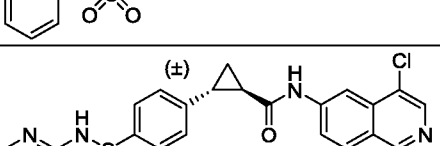

trans-*N*-(isoquinolin-6-yl)-2-(4-(*N*-(piperidin-4-yl)sulfamoyl)phenyl)cyclo-propane-1-carboxamide dihydrochloride (**E248G HCl**):

trans-*N*-(isoquinolin-6-yl)-2-(4-(piperazin-1-ylsulfonyl)phenyl)cyclopropane-1-carboxamide dihydrochloride (**E248H HCl**): ES-API calc'd for C₂₃H₂₄N₄O₃S (free base) 436.16, [M+H]⁺ found 437.1

Using analogous or modified procedure to those set forth for Scheme 14-15 or and substituting the appropriate starting materials, the compounds **E247A**, **E247B**, **E248D-H** and **E249.1-249.10** were made (see Table 13.1)

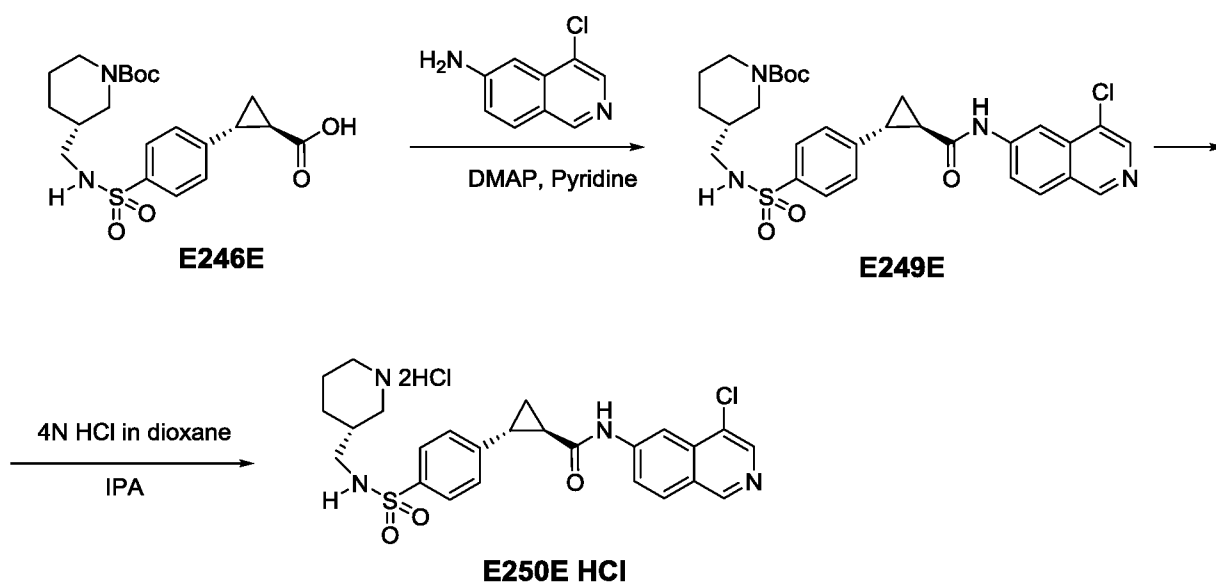
Table 13.1

Examples	
E247A	
E247B	
E248D	
E248E	
E248H	
E248F	
E248G	
E249.1	
E249.2	

E249.4	
E249.5	
E249.6	
E249.7	
E249.8	
E249.9	
E249.10	

Example 14

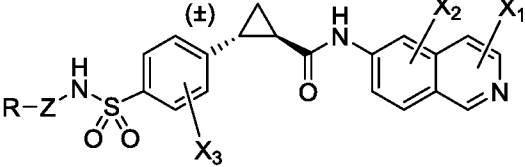



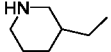

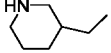
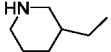
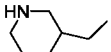


Scheme 16.



E250E HCl was prepared using the procedures described above.

Using procedures analogous to those set forth for Schemes 15 and 16 and substituting appropriate starting materials, Examples **E252-E254** (see Table 14) could be synthesized.

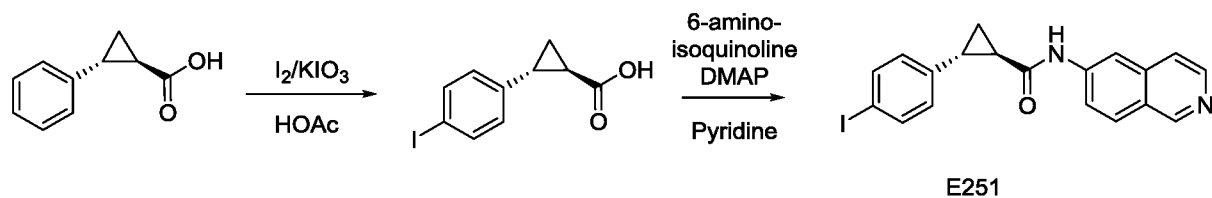
Table 14.

				
Example	R-Z-	X ₁	X ₂	X ₃
E252		3-Cl	5-F	3-F
E253		4-Cl	H	3-F
E253.1		H	H	H
E253.2		4-Me	5-F	2-F
E254		H	4-Cl	3-F
E254.1		4-Me	5-F	2-F
E254.2		4-Cl	H	3-F
E254.3		H	5-F	3-F
E254.4		4-Me	H	H
E254.5		H	H	H

5

Example 15

Scheme 17.

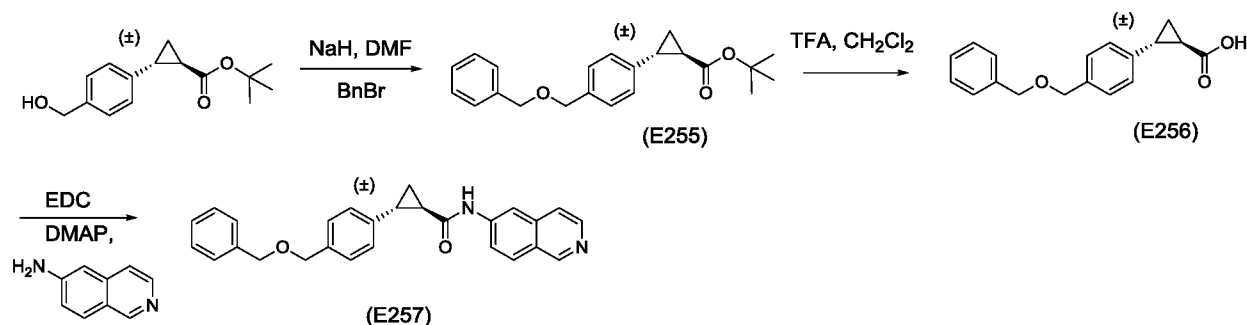


A solution of *rel-trans*-2-phenylcyclopropane-1-carboxylic acid (2.0 g, 12.33 mmol) in acetic acid (40 mL) was heated to 110°C and treated with iodine (1.72 g, 6.78 mmol), KIO₃ (580 mg, 2.71 mmol) and 10% H₂SO₄ (11 mL) and stirred at this temperature for 1 hour. TLC (Hexane-EtOAc-HOAc, 80:20:1) showed some starting material and mostly the product. The reaction mixture was treated with iodine (200 mg), stirred 30 minutes at 110°C, cooled to the room temperature, treated with the mixture of saturated solutions of KHSO₄/Na₂S₂O₃ (50mL/50mL), extracted with EtOAc (300 mL, 2 x 100 mL), the organic layers were washed with brine (50 mL), dried over Na₂SO₄ and concentrated. The crude product (4.5 g) was purified using column chromatography on silica gel (Hexanes-EtOAc-HOAc, 99:1:0.1 – 90:10:0.1). *rel*-(1*R*,2*R*)-2-(4-iodophenyl)cyclopropane-1-carboxylic acid (3.2 g) was isolated as a tan colored crystalline material. ES-API calc'd for C₁₀H₉IO₂ 287.96, [M-H]⁺ found 286.9

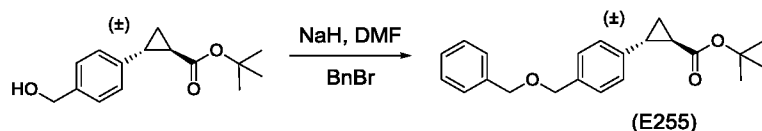
rel-(1*R*,2*R*)-2-(4-iodophenyl)-*N*-(isoquinolin-6-yl)cyclopropane-1-carboxamide (**E251**) was prepared the same way as other amides (e.g., **E247**), ES-API calc'd for C₁₉H₁₅IN₂O 414.02, [M+H]⁺ found 415.0

Example 16.

Scheme 18.

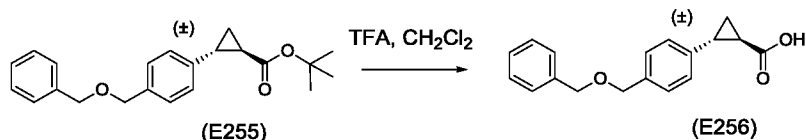


Preparation of tert-butyl 2-(4-((benzyloxy)methyl)phenyl)cyclopropane-1-carboxylate (**E255**).



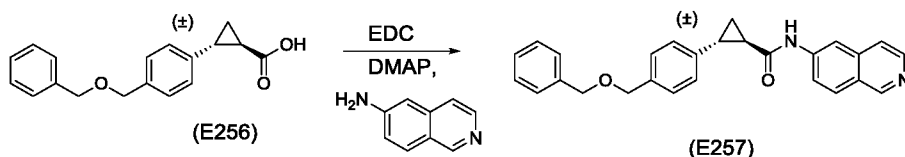
To *trans*-tert-butyl 2-((hydroxymethyl)phenyl)cyclopropane-1-carboxylate in DMF cooled to -40 ° was added NaH and the solution was stirred at -35 °C- -45 °C. The reaction was warmed to -20 °C and benzyl bromide was added and the solution was warmed to 0 °C then to room temperature. After 2.5 hours the solution was poured into EtOAc and HCl (1 N) and further extracted with EtOAc, dried (Na₂SO₄) filtered and evaporated. Column chromatography 0-10% EtOAc- Hexanes gave pure *trans* tert-butyl 2-(4-((benzyloxy)methyl)phenyl)cyclopropane-1-carboxylate (**E255**).

Preparation of trans-2-(4-((benzyloxy)methyl)phenyl)cyclopropane-1-carboxylic acid (**E256**).



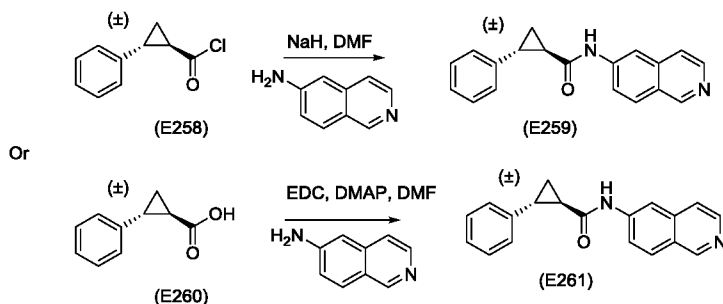
To *trans* tert-butyl 2-(4-((benzyloxy)methyl)phenyl)cyclopropane-1-carboxylate (E255) in CH_2Cl_2 was added trifluoroacetic acid and the solution was stirred at room temperature for 7 hours. The solvents were evaporated to give *trans*-2-(4-((benzyloxy)methyl)phenyl)cyclopropane-1-carboxylic acid (E256).

Preparation of 2-(4-((benzyloxy)methyl)phenyl)-N-(isoquinolin-6-yl)cyclopropane-1-carboxamide (E257).

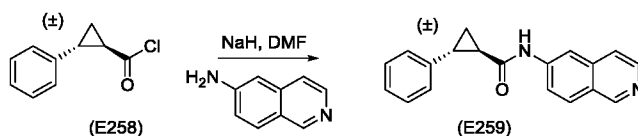


To *trans*-2-(4-((benzyloxy)methyl)phenyl)cyclopropane-1-carboxylic acid (E256) in pyridine was added EDC, DMAP and 6-aminoisoquinoline and the solution was stirred at room temperature under N_2 overnight. The mixture was poured into NaHCO_3 (sat) and EtOAc and further extracted with EtOAc, dried (Na_2SO_4), filtered and evaporated. Column chromatography 4% MeOH- CH_2Cl_2 gave pure 2-(4-((benzyloxy)methyl)phenyl)-N-(isoquinolin-6-yl)cyclopropane-1-carboxamide (E257).

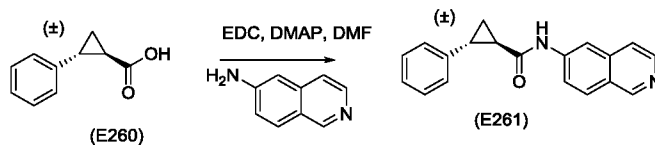
Scheme 19.



Preparation of N-(isoquinolin-6-yl)-2-phenylcyclopropane-1-carboxamide (E259)

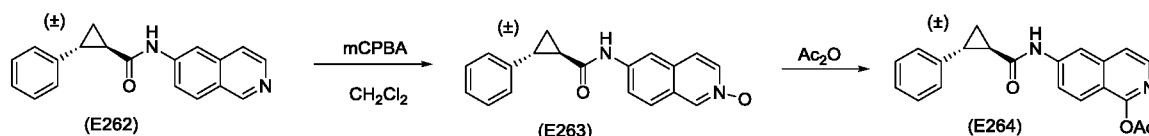


To 6-aminoisoquinoline in DMF cooled to 0°C was added NaH and the solution was stirred for 30 minutes. Then, 2-phenylcyclopropane-1-carbonyl chloride was added and the solution was stirred at 0°C and warmed to room temperature for 3 hours. The solution was poured into EtOAc and NaHCO_3 (sat) and extracted with NaHCO_3 (sat). The organics were dried (Na_2SO_4), filtered and evaporated. Column chromatography 50-70% EtOAc-Hexanes gave pure N-(isoquinolin-6-yl)-2-phenylcyclopropane-1-carboxamide (E259).

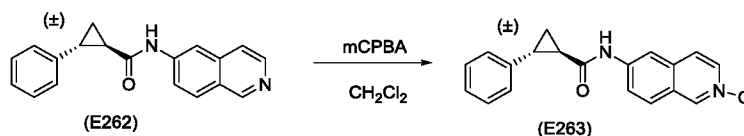


To 2-phenylcyclopropane-1-carboxylic acid in DMF was added EDC, DMAP and 6-aminoisoquinoline and the solution was stirred overnight at room temperature under N₂. The mixture was poured into water and EtOAc and extracted, dried (Na₂SO₄) filtered and evaporated. Column chromatography 0-10% MeOH-CH₂Cl₂ gave pure N-(isoquinolin-6-yl)-2-phenylcyclopropane-1-carboxamide (**E261**).

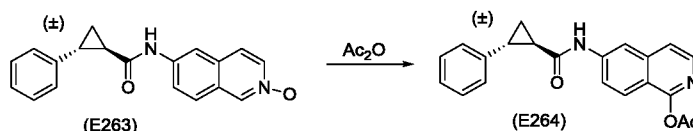
Scheme 20.



Preparation of N-(2-(11-oxido-1H-isoquinolin-6-yl))-2-phenylcyclopropane-1-carboxamide (**E263**).



To N-(isoquinolin-6-yl)-2-phenylcyclopropane-1-carboxamide (**E262**) in CH₂Cl₂ was added mCPBA and the solution was stirred at room temperature overnight. The mixture was poured into dilute NaHSO₃ and extracted with EtOAc. The organics were dried (Na₂SO₄), filtered and evaporated. Column chromatography 0-10% MeOH-CH₂Cl₂ gave pure N-(2-(11-oxido-1H-isoquinolin-6-yl))-2-phenylcyclopropane-1-carboxamide (**E263**).



Preparation of 6-(2-phenylcyclopropane-1-carboxamido)isoquinolin-1-yl acetate (**E264**). N-(2-(11-oxido-1H-isoquinolin-6-yl))-2-phenylcyclopropane-1-carboxamide (**E263**) was dissolved in acetic anhydride and heated to reflux for 3.5 h. The acetic anhydride was evaporated and the mixture was taken up in CH₂Cl₂ and washed with NaHCO₃ (sat) and NaCl (sat), dried (Na₂SO₄), filtered and evaporated. Column chromatography 0-10% MeOH-CH₂Cl₂ gave 6-(2-phenylcyclopropane-1-carboxamido)isoquinolin-1-yl acetate (**E264**).

Example 17: ROCK and JAK assays.

ROCK Kinase Inhibition Assays.

All compounds were initially prepared as 10 mM stocks in anhydrous dimethylsulfoxide (DMSO). A 20 μl aliquot of the 10 mM solutions was transferred to individual wells in column 1 of a 96-

well polypropylene microtiter plate (Corning #3363) and diluted with DMSO to give a final compound concentration of 4 mM. Test compounds were then serially diluted 1:5 in DMSO for an 11-point concentration response and further diluted in the assay buffer bringing all compound concentrations to a final range of 100 μ M to 10pM in 2.5% DMSO. The assay was performed in white 96-well, flat-bottom, half-area, non-binding assay plate (Corning #3642) in assay buffer consisting of 20 mM HEPES (pH 7.5), 10 mM $\text{MgCl}_2 \cdot 6\text{H}_2\text{O}$, 100 μ M sodium orthovanadate, 0.05% CHAPS and 0.1% bovine serum albumin. A 10 μ L aliquot of compound from each well of the intermediate dilution plate and 20 μ L of a 2X substrate/enzyme solution containing acceptor substrate (800nM RSK2 peptide KRRRLSSLRA (SEQ ID NO: 1)), ROCK2 enzyme (10nM), or ROCK1 enzyme, and 1,4-Dithiothreitol (DTT, 2uM) were added to all wells. The reaction was initiated by the addition of 10 μ L of 4x stock solution ATP (2 μ M). Reactions were thoroughly mixed manually, covered and allowed to incubate at room temperature for 75 min. Protein kinase activity was quantitated using Promega's KINASE-GLOTM luminescent Kinase Assay Kit according to the manufacturer's directions. ATP concentrations remaining in Test wells following the termination of the enzymatic reaction were compared against control wells containing equivalent amounts of DMSO containing no inhibitor (CTRL). ATP concentrations in both Test wells and CTRL wells were normalized against background (BKG) ATP concentrations in wells containing concentrations of inhibitor that completely inhibited the protein kinase under investigation (i.e. a concentration that prevented any consumption of ATP over the course of the incubation). Percent of Control (POC) values were determined for each concentration of compound tested according to the equation:

$$\text{POC} = ((\text{Test well value} - \text{BKG}) / (\text{CTRL} - \text{BKG})) * 100$$

IC_{50} values were calculated using the following 4-parameter logistic curve-fitting algorithm:

$$f(x) = (A + ((B - A) / (1 + ((x / C)^D))))$$

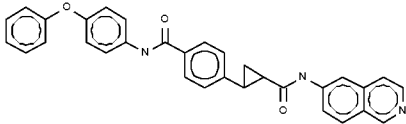
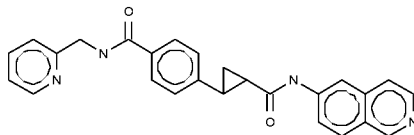
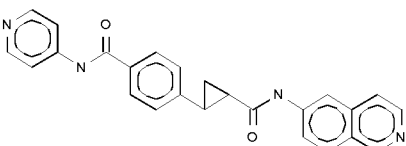
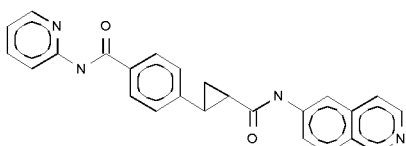
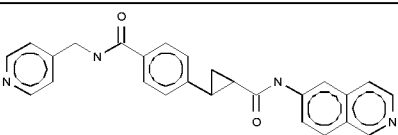
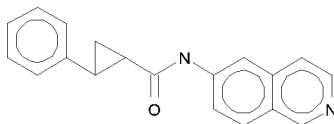
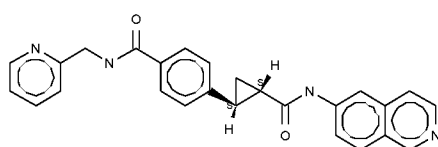
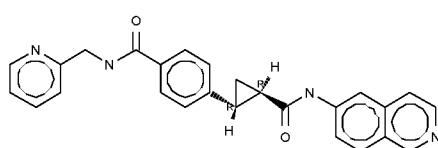
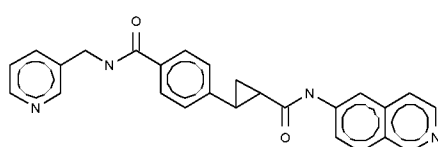
IC_{50} values were converted to K_i values using the Cheng-Prusoff Equation: $K_i = \text{IC}_{50} / (1 + ([\text{ATP}] / K_m \text{ ATP}))$.

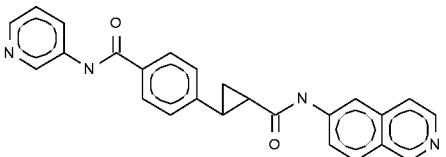
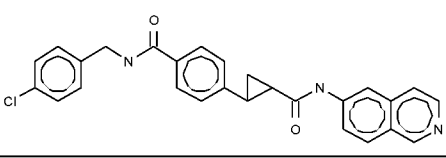
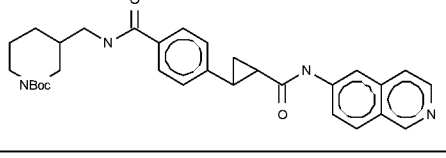
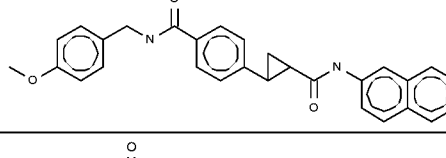
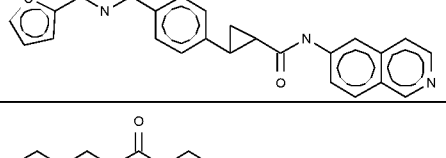
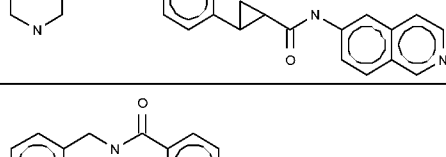
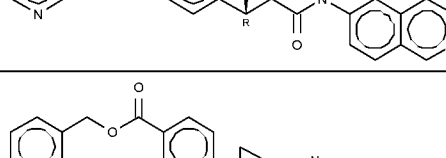
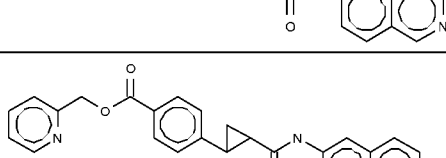
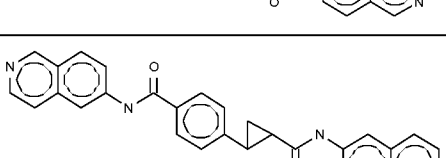
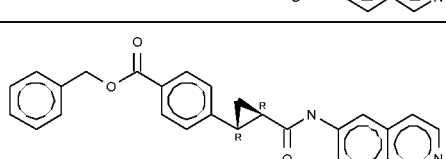

JAK Kinase Assays.

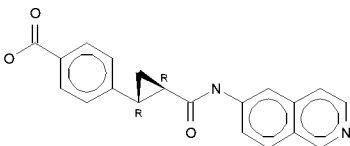
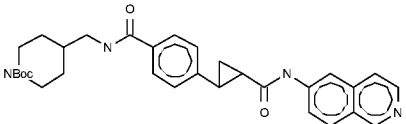
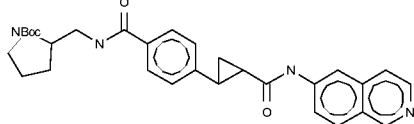
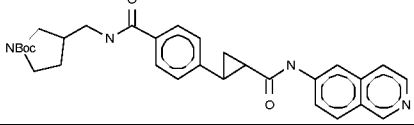
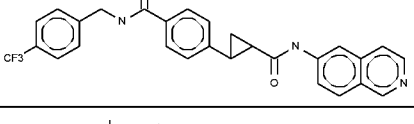
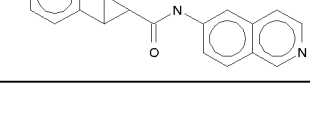
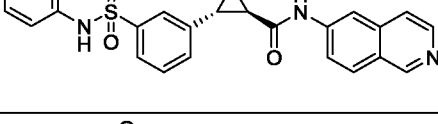
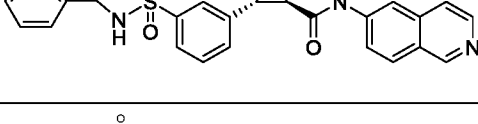
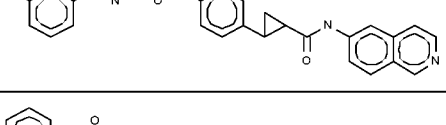
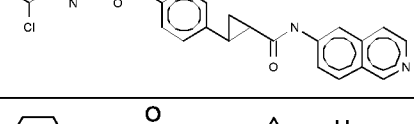
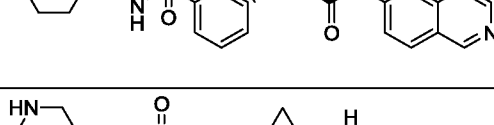
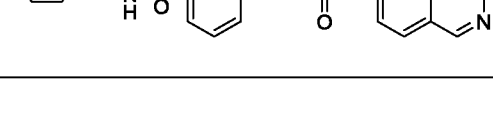
Compounds were prepared in the exact same manner as described in the ROCK Kinase Assay with the exception to the substrate and enzyme. The JAK 2X substrate/enzyme solution consisted of acceptor substrate (800nM Abl peptide EAIYAAPFAKKK (SEQ ID NO: 2)), JAK2 or JAK3 enzyme (10 nM) and DTT (2 μ M). All other steps and solutions remain identical to the ROCK Kinase Assay above.

Results are shown below in Table 15, Table 16, and Table 17.

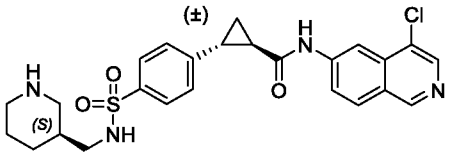
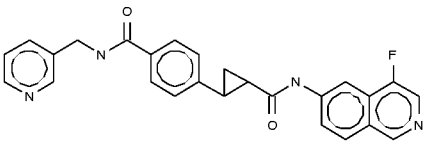
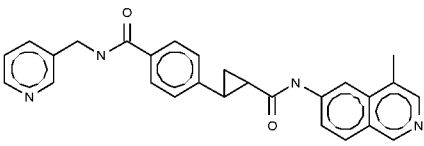
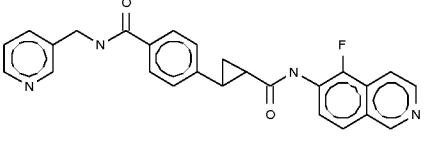
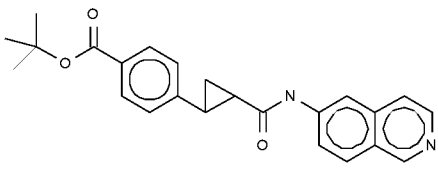
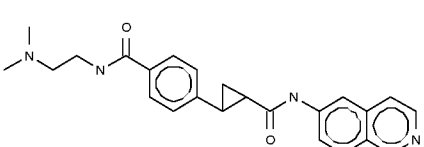
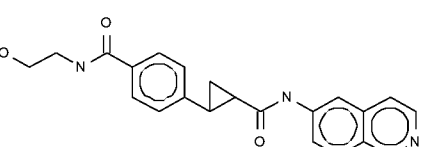
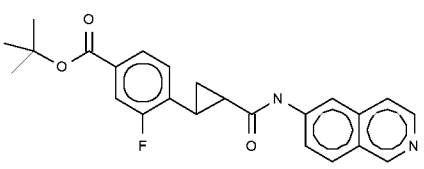
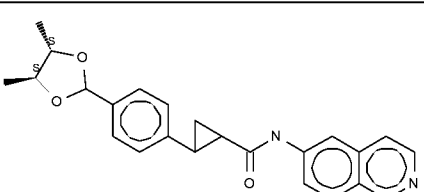
Table 15.

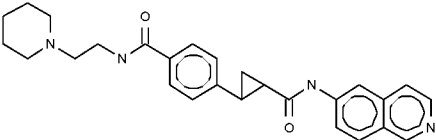
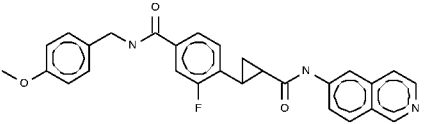
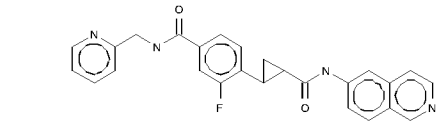
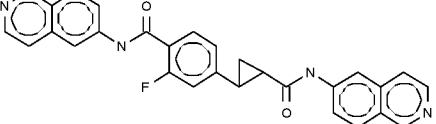
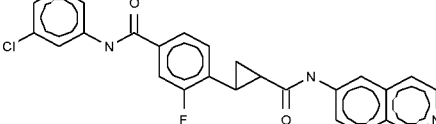
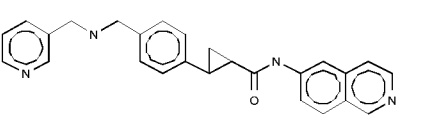
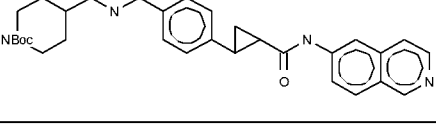
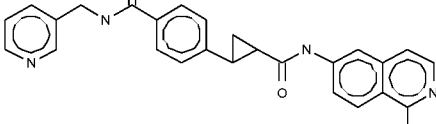
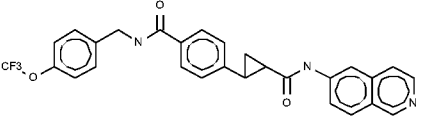
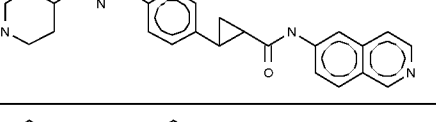
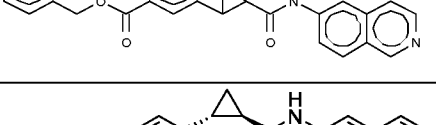

Example No.	Molecular Structure	Rho Kinase Activity (JAK 2/3 activity)
E39.1		75-110 nM
E9		3-5 nM (JAK2 65-100 nM)
E12		1-4 nM (JAK2 400 nM)
E11/E13		1-5 nM (JAK2 40-65 nM)
E10		1-7 nM
		5-13 nM
E55		12,000-52,000 nM (JAK2- inactive)
E54		1-2 nM (JAK2 15-90 nM)
E8		1-10 nM (JAK2 200 nM)

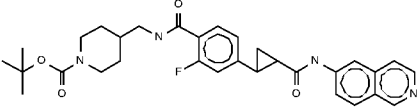
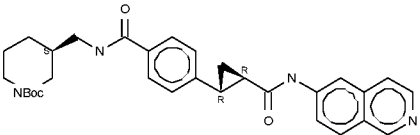
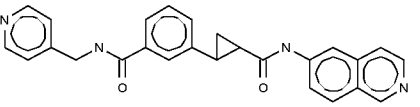
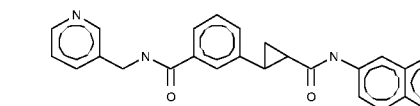
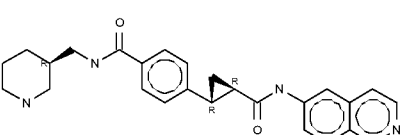
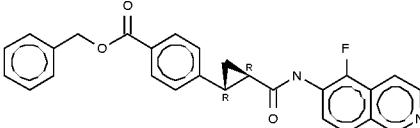
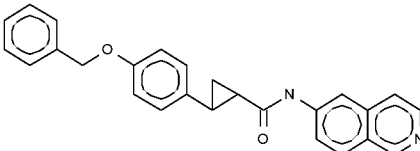
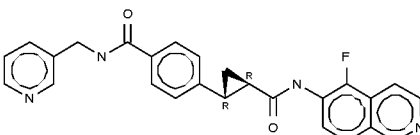
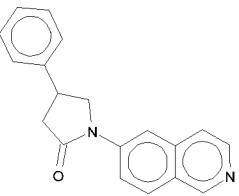
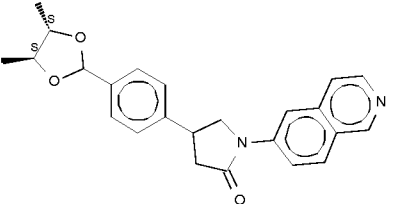
E11/E13		1.5 – 14 nM
E14		3.0- 43 nM
E30.1		10-37 nM
E15		1-5 nM
E17		2-4 nM
E30.2		1-8 nM
E56		0.5-3.0 nM (40-120 nM JAK2)
E96		20-130 nM (1600-5000 nM JAK2)
E99		0.5-6.0 nM (250-600 nM JAK2)
E18		0.8-8.0 nM (1000-1200 nM JAK2)
E115		40-75 nM (3000-5000 nM JAK2)

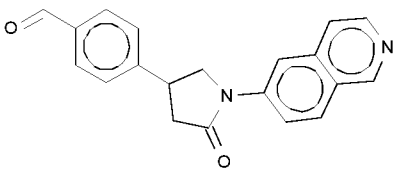
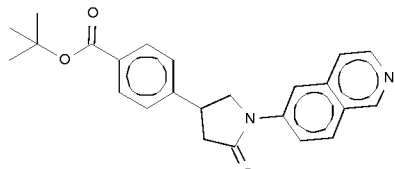
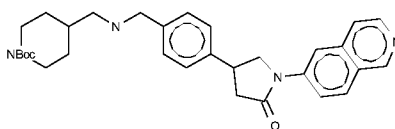
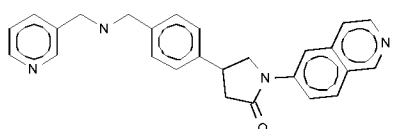
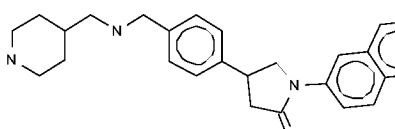
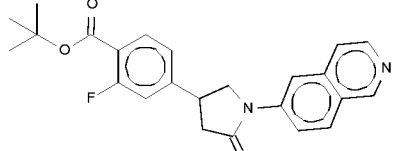
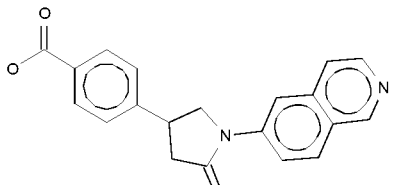
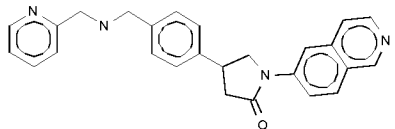
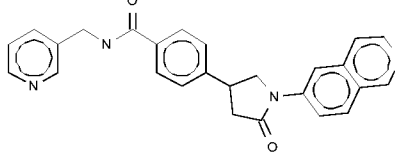
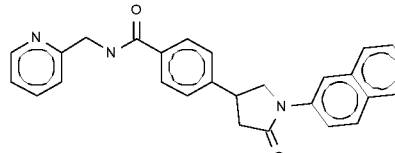
E116		100-400 nM (400-700 nM JAK2)
E29.1		0.5 -1.0 nM (1000-6000 nM JAK2)
19.1		30-60 nM (1500-3500 nM JAK2)
E20.1		0.5-2.0 nM (700-2000 nM JAK2)
E16		5.0-75 nM (2500-9000 nM JAK2)
E251		150-400 nM (500-800 nM JAK2)
E247A		70-350 nM (5.0-25 nM JAK2)
E247B		8.0-35 nM (450-1450 nM JAK2)
E142		30-800 nM
E143		190-250 nM (JAK2, 1300-2700 nM)
E248D		5.0-9.0 nM (JAK2 70-115 nM)
E248E		2.0-4.5 nM (JAK2 55-85 nM)

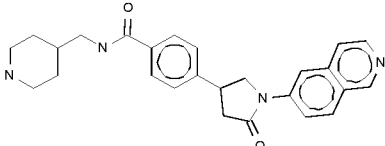
E248H		30-50 nM (JAK2 500-650 nM)
E100.1		25 nM (JAK2 inactive)
E104.1		15-75 nM (JAK2, inactive)
		350-600 nM
E19.2		6.0-12 nM (JAK2, 300-350 nM)
E20.2		4.0-6.0 nM (JAK2, 27-150 nM)
E32		2.5-4.5 nM (JAK2 400-1300 nM)
E31		5.0- 7.0 nM (JAK2, 375-570 nM)
E248F		3.0-5.0 nM (JAK2, 45-95 nM)
E248G		5.0-9.5 nM (JAK2, 50-65 nM)

E250E*		9.0-11 nM (JAK2, 13-17 nM)
E33		5.0-8.0 nM (JAK2, 75-110 nM)
E34		7.0-14 nM (JAK2, 30-45 nM)
E35		0.5-8.0 nM (JAK2, 300-950 nM)
E191.1		105-155 nM (JAK2, 5200 nM)
E37		4.3-9.0 nM (JAK2, 800 nM)
E38		7.0-9.5 nM (JAK2 136 nM)
E191		125-185 nM (JAK2 3000 nM)
E158		165-215 nM (JAK2 1000 nM)

E39		5.0-7.0 nM (JAK2 400 nM)
E193		6.0-8.0 nM (JAK2 110 nM)
E194		3.5- 4.0 nM (JAK2 15 nM)
E195.1		4.0-7.0 nM
E195		70-100 nM
E160		250-800 nM
E162.1		200-600 nM
E36		75-200 nM
E15.1		65-110 nM
E162.2		125-300 nM
E170		650-1250 nM
E159		20-50 nM (JAK2 270 nM)

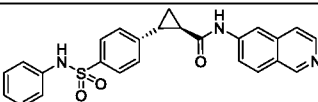
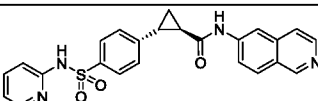
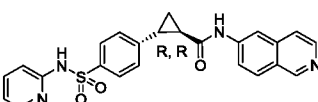
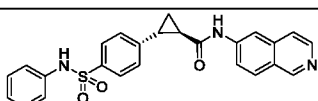
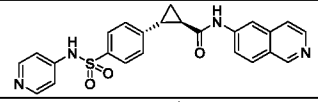
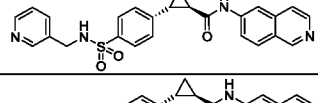
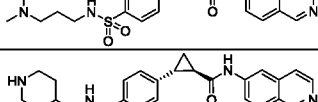
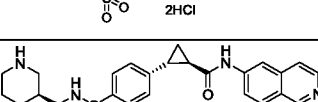
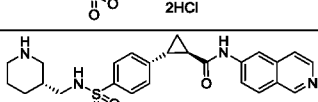
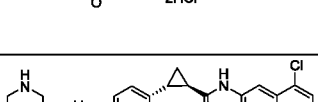
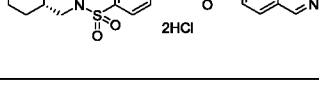
E195.2		0.40-1.0 nM
E57.1		0.15-1.0 nM (JAK2 45-65 nM)
E174		0.15-0.30 nM
E173		0.7-1.0 nM (JAK2 200 nM)
E57.2		<0.10-1.0 nM (JAK2 7.0 nM)
E115.1		<0.10-1.0 nM
E210		60-300 nM
E56.1		<0.10-0.5 nM (JAK2 40-75 nM)
	Pyrrolidones	
		650-1350 nM
E223		8000-15000 nM

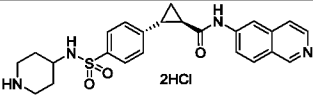
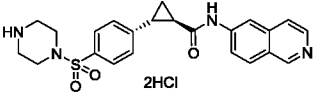
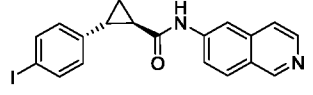
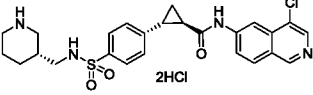

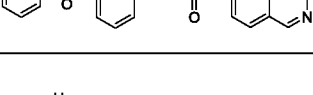
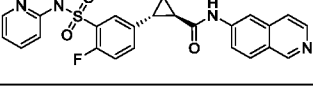
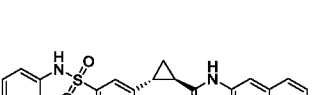
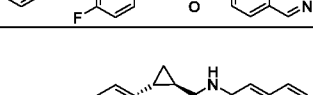
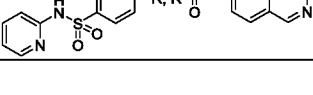
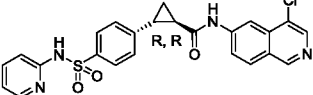
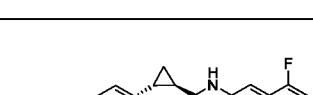
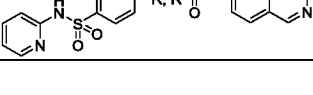
E224		2600-6750 nM
E230		14000-25000 nM
E227.1		1300-4000 nM
E225		1350-2200 nM
E227.2		300-600 nM
E230.1		9300 nM
E231		34000-68000 nM
E226		1900-9300 nM
E232		6500-16000 nM
E233		4350-8400 nM (JAK2 5800-13500 nM; JAK3 3400-3800 nM)

E234.2		1000-1250 nM
--------	---	--------------

Compounds of Table 16, Table 17 and Table 18 can be prepared as described in the typical procedures provided herein.

Table 16.

Example No.	Structure	Amount Rho Kinase Activity (JAK 2/3 activity)
E265		75 nM ROCK2 154 nM ROCK1 17 nM JAK2 36 nM JAK3
E266		6 nM ROCK2 9 nM ROCK1 2.0 nM JAK2 12 nM JAK3 9 nM IKKb
E267		2.5 nM ROCK2 3.4 nM ROCK1 1.0 nM JAK2 5.8 nM JAK3 4.5 nM IKKb
E268		24 nM ROCK2 85 nM ROCK1 12 nM JAK2 125 nM JAK3 650 nM IKKb
		
E269		9 nM ROCK2 25 nM ROCK1
E270		
E271		8 nM ROCK2 9 nM ROCK1 116 nM JAK2
E272		5 nM ROCK2 5 nM ROCK1 87 nM JAK2
E273		4.0 nM ROCK2 4.0 nM ROCK1 70 nM JAK2 1140 nM JAK3
E274		10 nM ROCK2 10 nM ROCK1 15 nM JAK2 160 nM JAK3

E275		7.0 nM ROCK2 8.2 nM ROCK1 60 nM JAK2
E276		31 nM ROCK2 48 nM ROCK1 652 nM JAK2
E277		175 nM ROCK2 270 nM ROCK1 650 nM JAK2
E278		10 nM ROCK2 10 nM ROCK1 15 nM JAK2 160 nM JAK3
E279		7.5 nM ROCK2 11 nM ROCK1 1150 nM JAK2 2500 nM JAK3
E280		12.5 nM ROCK2 15 nM ROCK1 1400 nM JAK2 1060 nM JAK3
E281		240 nM ROCK2 150 nM ROCK1 3000 nM JAK2 7500 nM JAK3
E282		
E283		
E284		
E285		
E286		
E287		

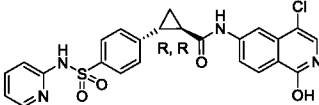
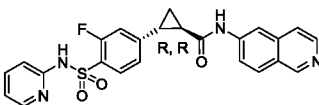
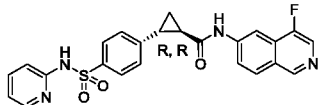
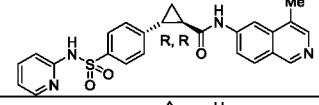
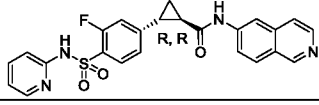
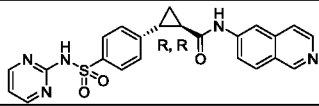
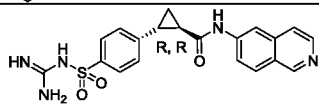
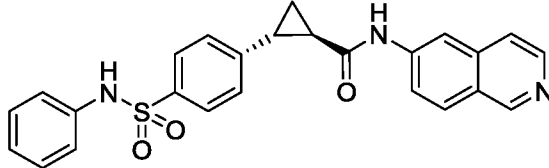
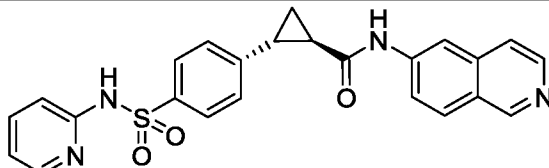
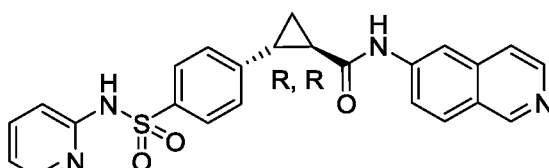
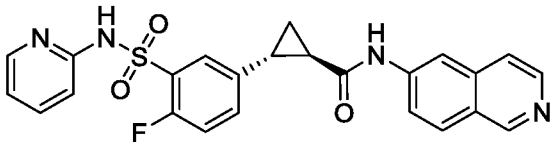
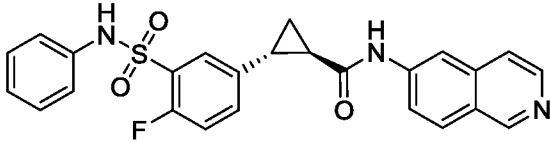
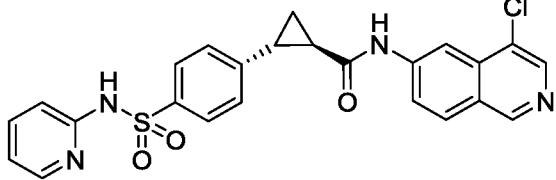
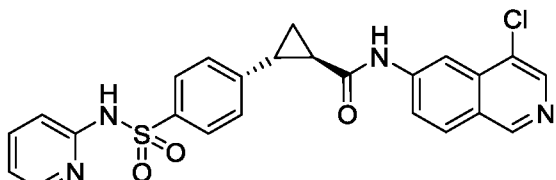
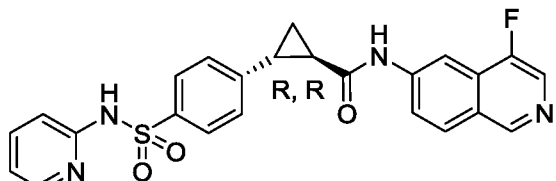
E288		
E289		
E290		
E291		
E292		
E293		
E294		

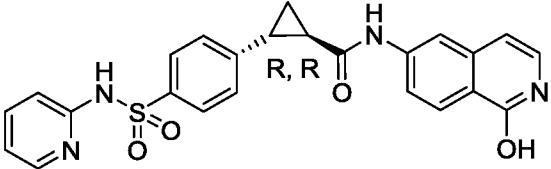
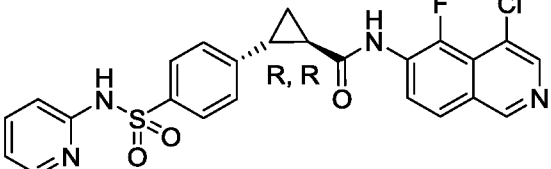
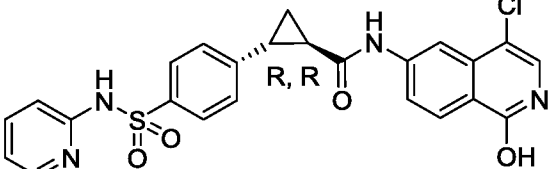
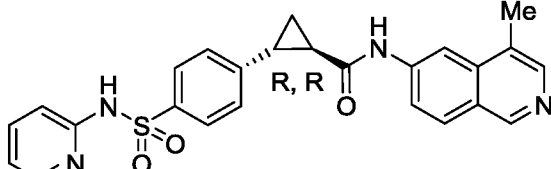
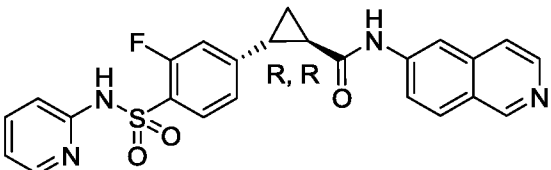
Table 17.

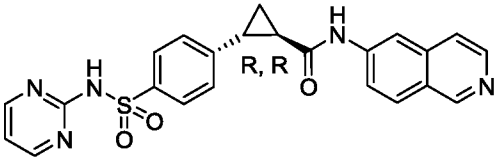
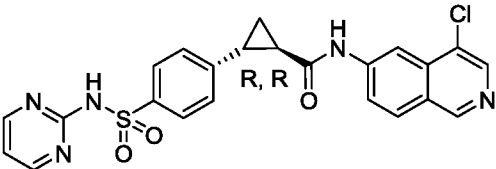
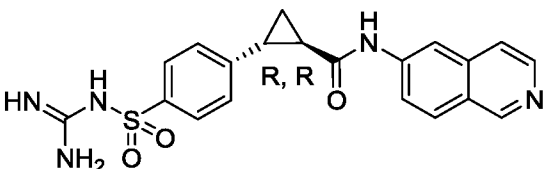
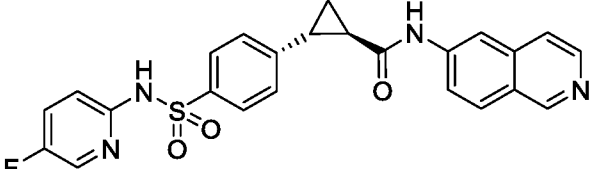
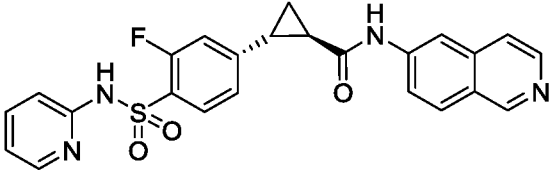
	(rel)-(1 <i>R</i> ,2 <i>R</i>)- <i>N</i> -(isoquinolin-6-yl)-2-(4-(<i>N</i> -phenylsulfamoyl)phenyl)cyclopropane-1-carboxamide 75 nM ROCK2; 154 nM ROCK1 17 nM JAK2; 36 nM JAK3 racemic
	6 nM ROCK2; 9 nM ROCK1 2.0 nM JAK2; 12 nM JAK3 9 nM IKKb racemic
	(1 <i>R</i> ,2 <i>R</i>)- <i>N</i> -(isoquinolin-6-yl)-2-(4-(<i>N</i> -(pyridin-2-yl)sulfamoyl)phenyl)cyclopropane-1-carboxamide 1.0 nM ROCK2; 3.0 nM ROCK1 0.6 nM JAK2; 4.3 nM JAK3 3.6 nM IKKb PTM: 61 nM

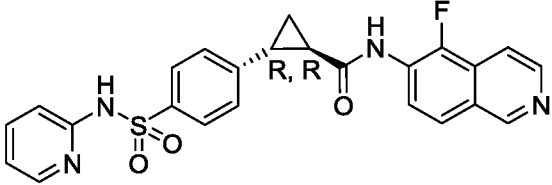
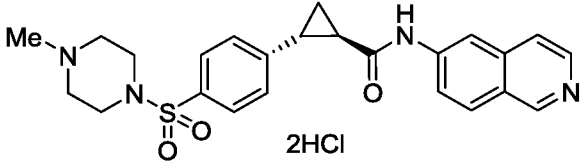
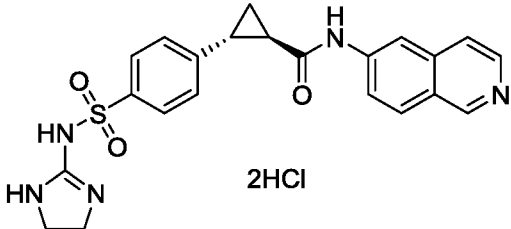
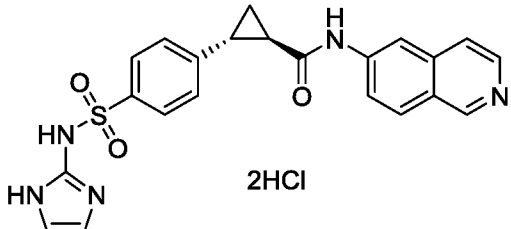
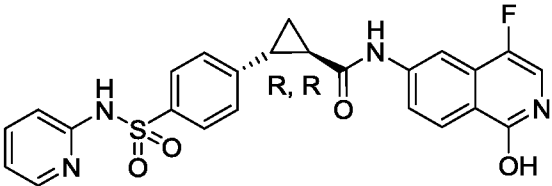
	24 nM ROCK2; 85 nM ROCK1 12 nM JAK2; 125 nM JAK3 650 nM IKKb 7-fold selective JAK2/ROCK1 3.5-fold selective Rock2/1
	(rel)-(1R,2R)-N-(isoquinolin-6-yl)-2-(4-(N-(pyridin-3-ylmethyl)sulfamoyl)phenyl)cyclopropane-1-carboxamide 9 nM ROCK2; 25 nM ROCK1
	(rel)-(1R,2R)-2-(4-(N-(3-(dimethylamino)propyl)sulfamoyl)phenyl)-N-(isoquinolin-6-yl)cyclopropane-1-carboxamide
	(rel)-(1R,2R)-N-(isoquinolin-6-yl)-2-(4-(N-(piperidin-4-ylmethyl)sulfamoyl)phenyl)cyclopropane-1-carboxamide dihydrochloride 8 nM ROCK2; 9 nM ROCK1 JAK2 116 nM
	(rel)-(1R,2R)-N-(isoquinolin-6-yl)-2-(4-(N-(((S)-piperidin-3-yl)methyl)sulfamoyl)phenyl)cyclopropane-1-carboxamide dihydrochloride 5 nM ROCK2; 5 nM ROCK1 JAK2 87 nM
	(rel)-(1R,2R)-N-(isoquinolin-6-yl)-2-(4-(N-(((R)-piperidin-3-yl)methyl)sulfamoyl)phenyl)cyclopropane-1-carboxamide dihydrochloride 4.0 nM ROCK2; 4.0 nM ROCK1 JAK2- 70 nM; JAK3- 1140 nM

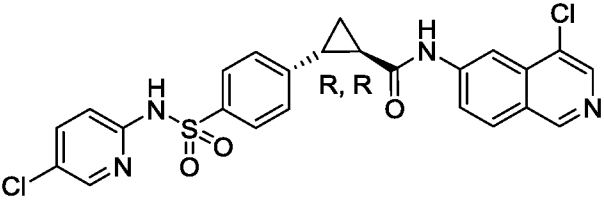
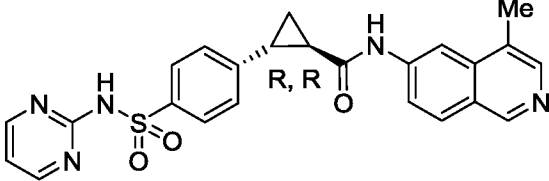
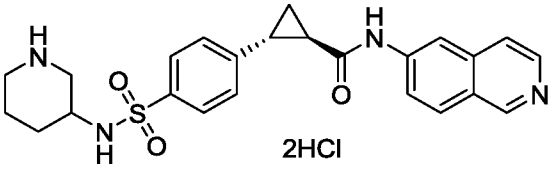
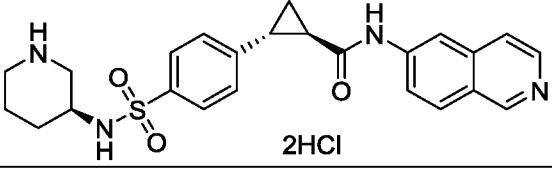
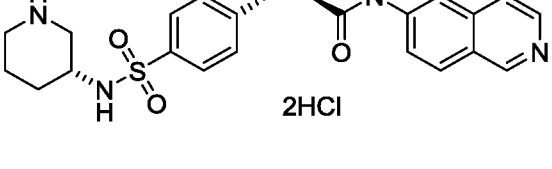
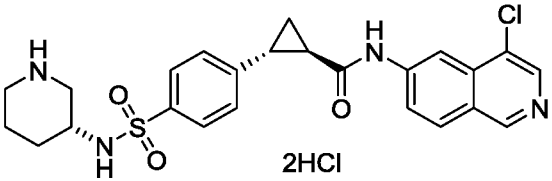
<p>2HCl</p>	10 nM ROCK2; 10 nM ROCK1 15 nM JAK2 160 nM JAK3
<p>2HCl</p>	<i>(rel)</i> -(1 <i>R</i> ,2 <i>R</i>)- <i>N</i> -(isoquinolin-6-yl)-2-(4-(<i>N</i> -(piperidin-4-yl)sulfamoyl)phenyl)cyclopropane-1-carboxamide dihydrochloride 7.0 nM ROCK2; 8.2 nM ROCK1 JAK2 60 nM
<p>2HCl</p>	<i>(rel)</i> -(1 <i>R</i> ,2 <i>R</i>)- <i>N</i> -(isoquinolin-6-yl)-2-(4-(piperazin-1-ylsulfonyl)phenyl)cyclopropane-1-carboxamide dihydrochloride 31 nM ROCK2; 48 nM ROCK1 JAK2 652 nM
<p>2HCl</p>	<i>(rel)</i> -(1 <i>R</i> ,2 <i>R</i>)- <i>N</i> -(isoquinolin-6-yl)-2-(4-(methylpiperazin-1-ylsulfonyl)phenyl)cyclopropane-1-carboxamide dihydrochloride
	<i>(rel)</i> -(1 <i>R</i> ,2 <i>R</i>)-2-(4-iodophenyl)- <i>N</i> -(isoquinolin-6-yl)cyclopropane-1-carboxamide 175 nM ROCK2; 270 nM ROCK1 JAK2 650 nM
<p>2HCl</p>	<i>(rel)</i> -(1 <i>R</i> ,2 <i>R</i>)- <i>N</i> -(4-chloroisoquinolin-6-yl)-2-(4-(<i>N</i> -(((<i>R</i>)-piperidin-3-yl)methyl)sulfamoyl)phenyl)cyclopropane-1-carboxamide dihydrochloride 10 nM ROCK2; 10 nM ROCK1 15 nM JAK2 160 nM JAK3
	<i>(rel)</i> -(1 <i>R</i> ,2 <i>R</i>)- <i>N</i> -(isoquinolin-6-yl)-2-(3-(<i>N</i> -phenylsulfamoyl)phenyl)cyclopropane-1-carboxamide 7.5 nM ROCK2; 11 nM ROCK1 1150 nM JAK2; 2500 nM JAK3

	<p>12.5 nM ROCK2; 15 nM ROCK1 1400 nM JAK2; 1060 nM JAK3</p>
	<p>240 nM ROCK2; 150 nM ROCK1 3000 nM JAK2; 7500 nM JAK3</p>
	<p><i>rel</i>-N-(4-chloroisoquinolin-6-yl)-2-(4-(N-(pyridin-2-yl)sulfamoyl)phenyl)cyclopropane-1-carboxamide racemic 8.0 nM ROCK2; 13 nM ROCK1 0.55 nM JAK2; 0.70 nM JAK3 9.0 nM IKKb PTM: 227 nM (PKA = 285 nM, Promiscuity Index = 475)</p>
	<p>N-(4-chloroisoquinolin-6-yl)-2-(4-(N-(pyridin-2-yl)sulfamoyl)phenyl)cyclopropane-1-carboxamide chiral, nonracemic</p>
	

	
	
	
	<p><i>rel</i>-N-(4-methylisoquinolin-6-yl)-2-(4-(N-(pyridin-2-yl)sulfamoyl)phenyl)cyclopropane-1-carboxamide racemic</p>
	<p>(1<i>R</i>,2<i>R</i>)-N-(isoquinolin-6-yl)-2-(4-(N-(pyridin-2-yl)sulfamoyl)3-fluorophenyl)cyclopropane-1-carboxamide</p>

	<p><i>N</i>-(5-fluoroisoquinolin-6-yl)-2-(4-(<i>N</i>-(pyridin-2-yl)sulfamoyl)phenyl)cyclopropane-1-carboxamide racemic 4.9 nM ROCK2; 10.3 nM ROCK1 20 nM JAK2; 130 nM JAK3 144 nM IKKb PTM: 290 nM</p>
	<p>(<i>rel</i>)-(1<i>R</i>,2<i>R</i>)-<i>N</i>-(isoquinolin-6-yl)-2-(4-(methylpiperazin-1-ylsulfonyl)phenyl)cyclopropane-1-carboxamide dihydrochloride</p>
	
	
	

	
	<i>rel</i> -N-(4-methylisoquinolin-6-yl)-2-(4-(N-(pyrimidin-2-yl)sulfamoyl)phenyl)cyclopropane-1-carboxamide racemic
 2HCl	<i>(rel)</i> -(1 <i>R</i> ,2 <i>R</i>)-N-(isoquinolin-6-yl)-2-(4-(N-(piperidin-3-yl)sulfamoyl)phenyl)cyclopropane-1-carboxamide dihydrochloride
 2HCl	<i>(rel)</i> -(1 <i>R</i> ,2 <i>R</i>)-N-(isoquinolin-6-yl)-2-(4-(N-(((<i>R</i>)-piperidin-3-yl)methyl)sulfamoyl)phenyl)cyclopropane-1-carboxamide dihydrochloride
 2HCl	<i>(rel)</i> -(1 <i>R</i> ,2 <i>R</i>)-N-(isoquinolin-6-yl)-2-(4-(N-(((<i>S</i>)-piperidin-3-yl)methyl)sulfamoyl)phenyl)cyclopropane-1-carboxamide dihydrochloride
 2HCl	

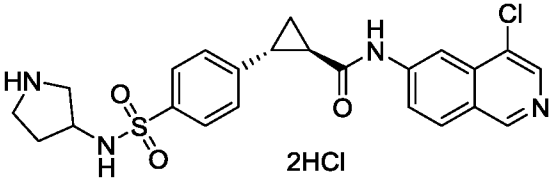
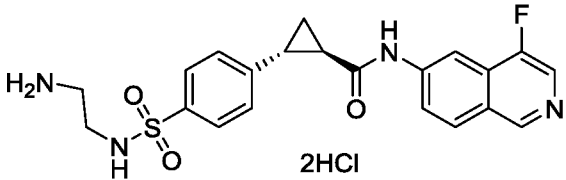
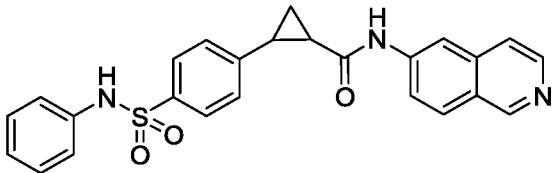
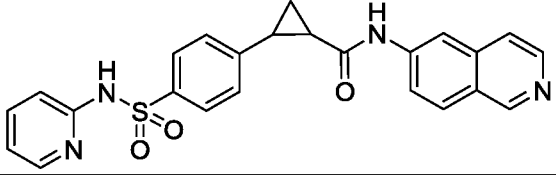
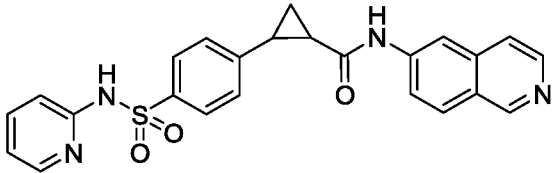
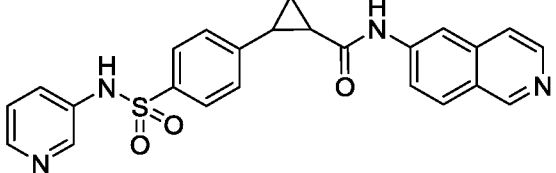
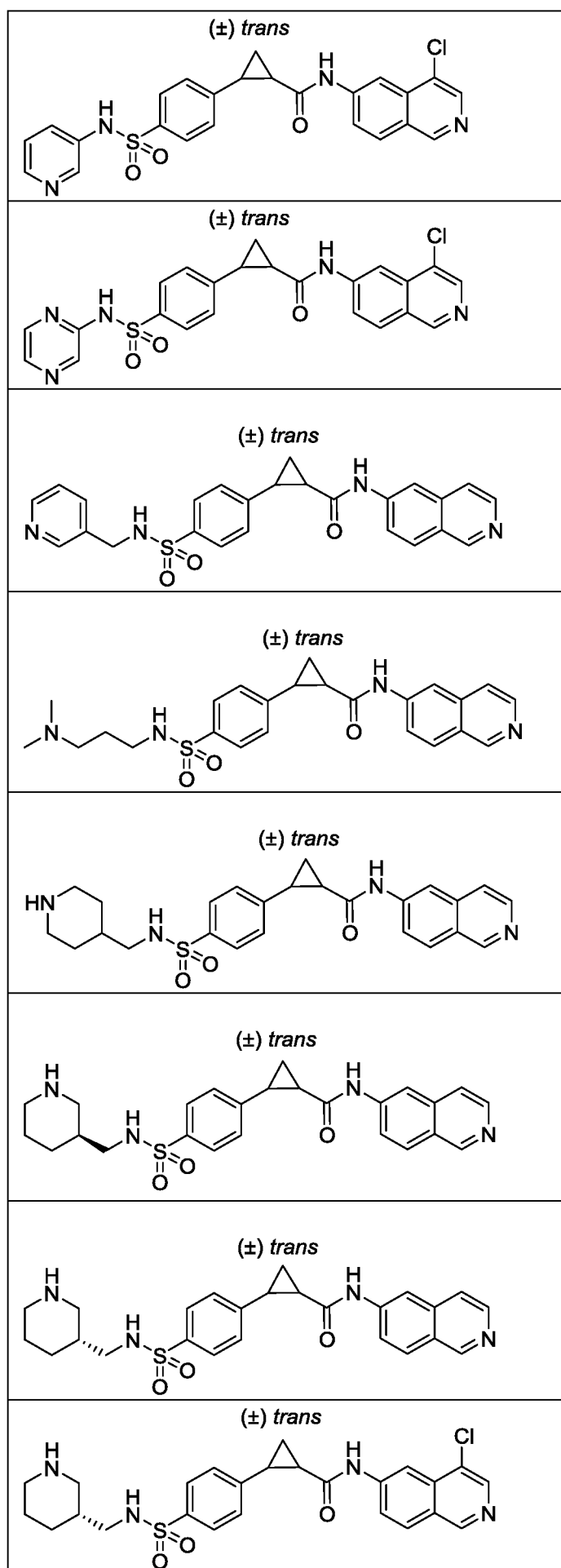
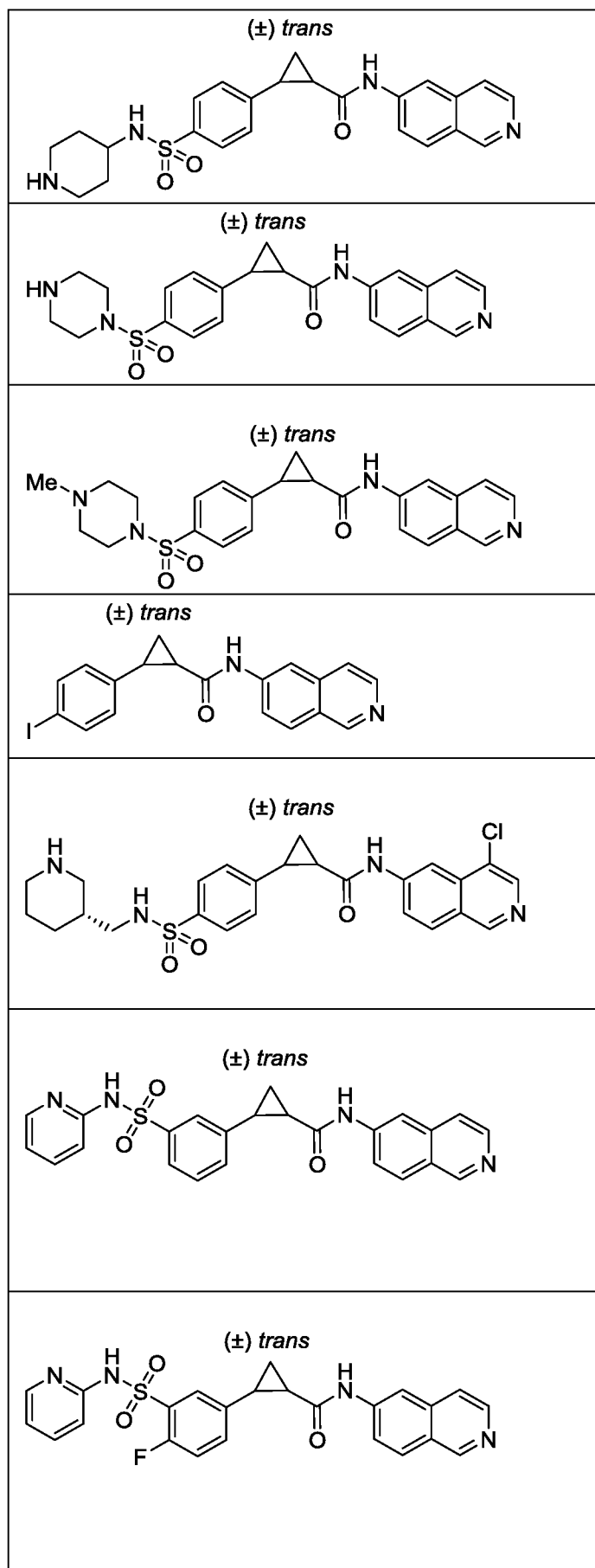
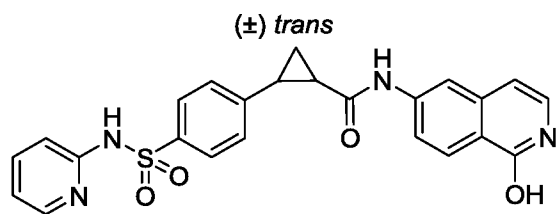
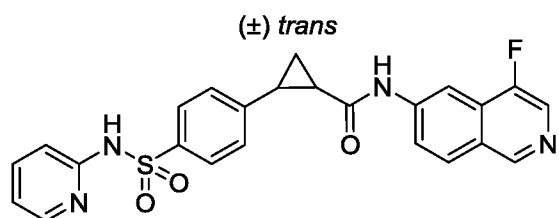
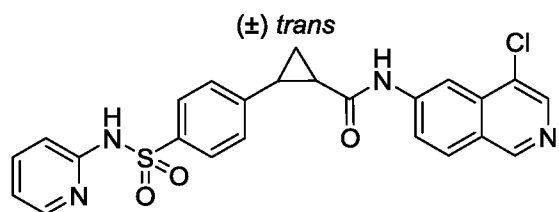
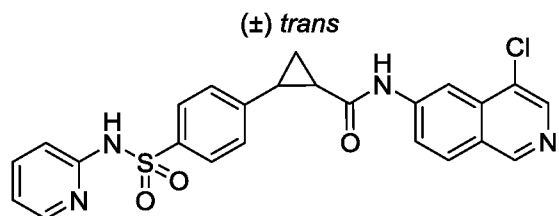
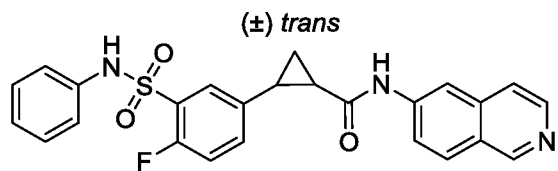
 <p>2HCl</p>	
 <p>2HCl</p>	

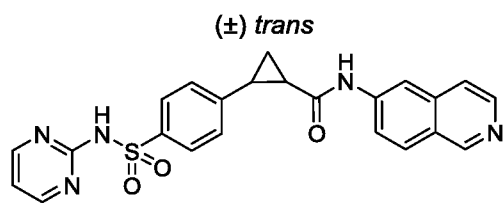
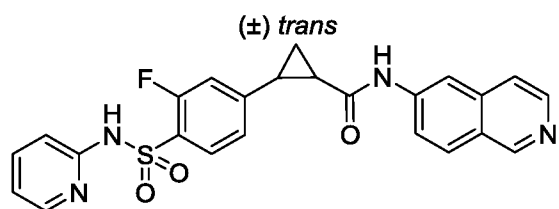
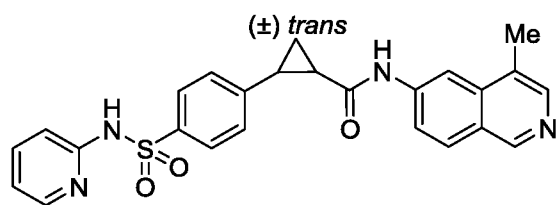
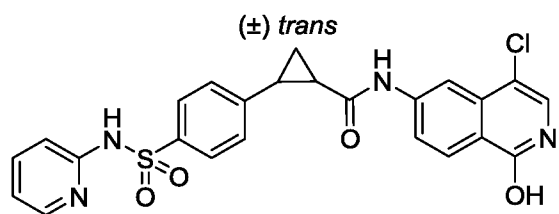
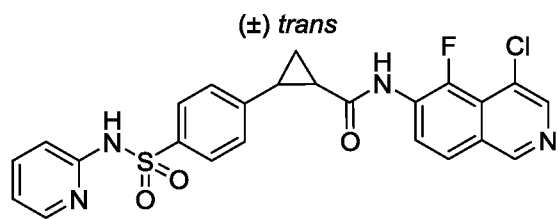
Table 18.

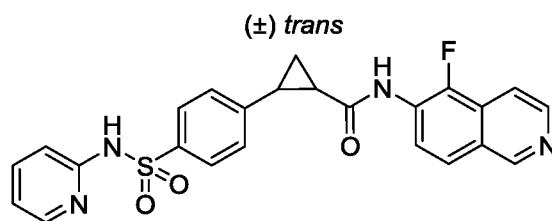
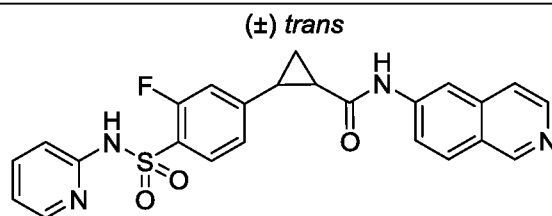
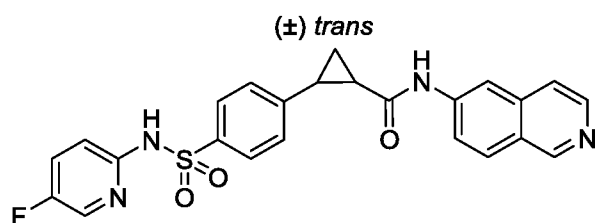
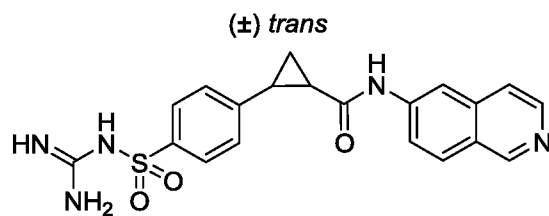
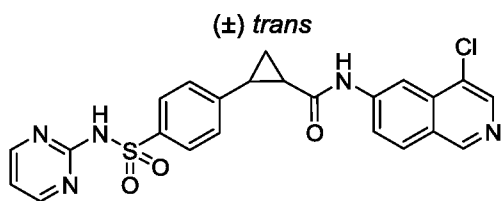
<p>(±) <i>trans</i></p> 
<p>(±) <i>trans</i></p> 
<p>(±) <i>trans</i></p> 
<p>(±) <i>trans</i></p> 

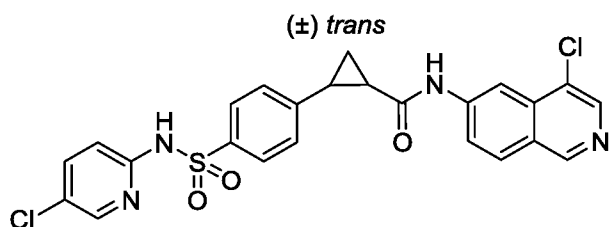
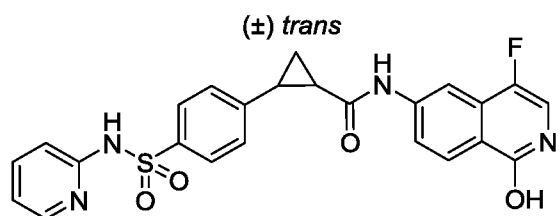
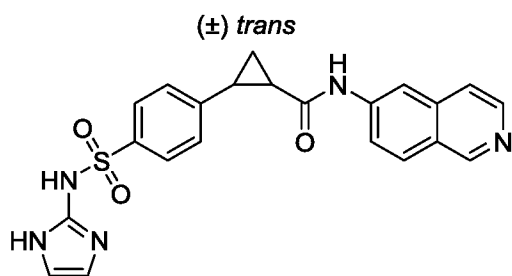
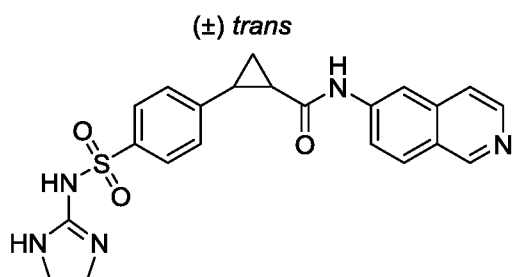
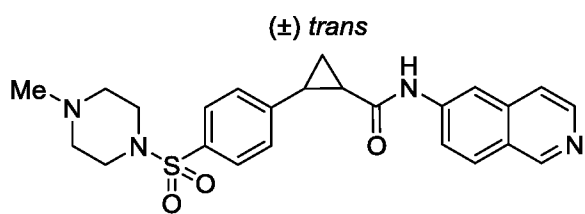


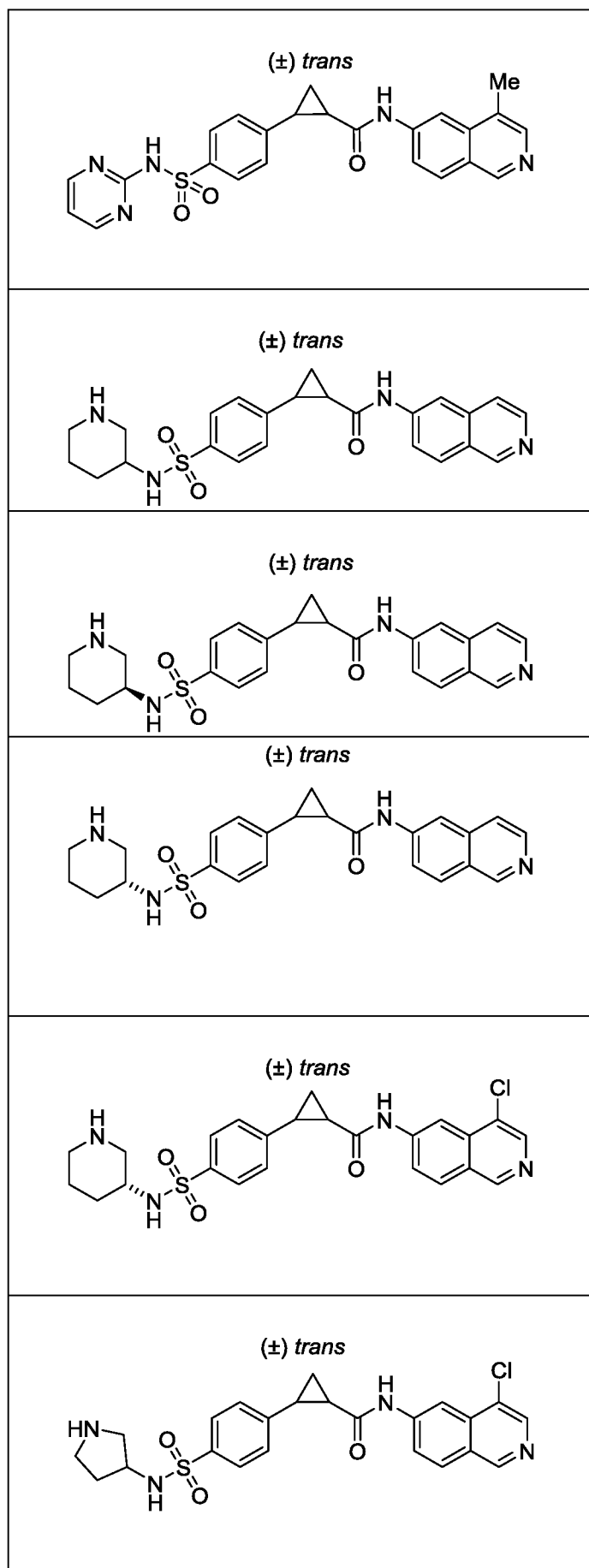


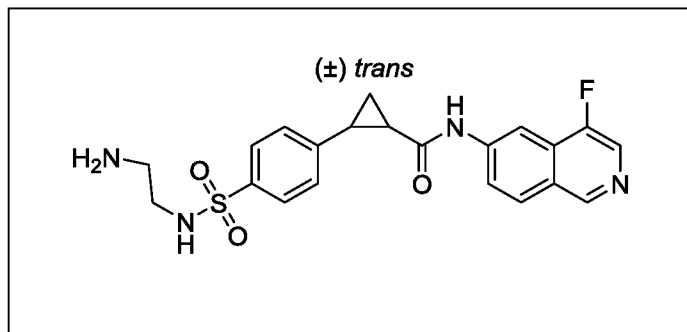












Example 18. PTM-HTM assay

Porcine Trabecular Meshwork cells (PTM) were isolated from freshly obtained enucleated porcine eyes. Immortalized Human Trabecular Meshwork cells (TM-1) were obtained through a kind gift from Donna Peters in the Department of Ophthalmology and Visual Sciences at the University of Wisconsin. Cells were plated onto fibronectin coated glass-bottom 96-well plates and allowed to attach overnight. Media was removed and replaced with test compound in media with 1% fetal bovine serum and incubated for various times. After incubation, cells were formaldehyde fixed, triton solubilized, and stained. PTM cells were stained with Alexa Fluor®488 phalloidin (F-actin) and Hoechst 33342 (nuclei). TM-1 cells were stained with anti-paxillin followed by Alexa Fluor®488 goat-anti-mouse IgG (focal adhesions) and Hoechst 33342 (nuclei). All staining reagents were obtained through Invitrogen. Images were collected on an INCell 2200 imager with a 20X objective. The actin fiber length and total area of focal adhesions were analyzed using custom algorithms developed in the INCell Developer Toolbox, v1.9.3. Data collected were converted to percent of control (untreated cells). Curves were fit to data in GraphPad Prism using sigmoidal dose-response and constraining top and bottom to 100% and 0%, respectively.

Example 19.

Topical pharmaceutical compositions for lowering intraocular pressure are prepared by conventional methods and formulated as follows:

<u>Ingredient</u>	<u>Amount (wt %)</u>
Arylcyclopropyl amino acid isoquinolyl amide	0.50
Dextran 70	0.1
Hydroxypropyl methylcellulose	0.3
Sodium Chloride	0.77
Potassium chloride	0.12

Disodium EDTA	0.05
Benzalkonium chloride	0.01
HCl and/or NaOH	pH 4.5-6.5
Purified water	q.s. to 100%

- 5 A compound according to this disclosure is used as the arylcyclopropyl amino acid isoquinolyl amide. When the composition is topically administered to the eyes once daily, the above composition decreases intraocular pressure in a subject suffering from glaucoma.

Example 20.

Reference Example One. Pharmacological Activity for Glaucoma Assay.

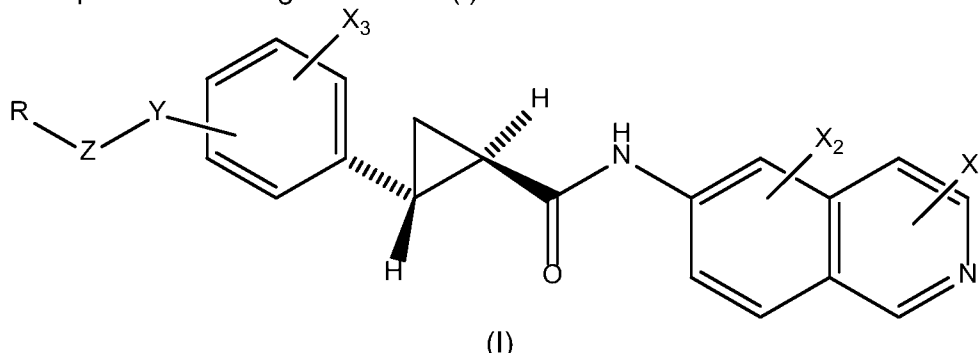
- 10 Pharmacological activity for glaucoma can also be demonstrated using assays designed to test the ability of the subject compounds to decrease intraocular pressure. Examples of such assays are described in the following reference, incorporated herein by reference: C. Liljebris, G. Selen, B. Resul, J. Sternschantz, and U. Hacksell, "Derivatives of 17-phenyl-18, 19, 20-trinorprostaglandin F_{2α} Isopropyl Ester: Potential Anti-glaucoma Agents", *Journal of Medicinal*
 15 *Chemistry* 1995, 38 (2): 289-304.

Fig. 1 shows changes (reductions) in rabbit IOP achieved with intracameral injection of a formulation of a (1*R*,2*R*)-*N*-(fluoroisoquinolin-6-yl)-2-(4-(pyridinylmethyl)phenyl)cyclopropane-1-carboxamide.

- 20 While the disclosure has been described in detail and with reference to specific embodiments thereof, it will be apparent to one skilled in the art that various changes and modifications can be made without departing from the spirit and scope of the disclosure.

What is claimed is:

1. A compound according to Formula (I):



or tautomers, stereoisomers and pharmaceutically acceptable salts thereof,

wherein:

X_1 , X_2 and X_3 are independently H, halogen, nitrile, hydroxyl, or C_{1-6} alkyl;

Y is $-NR^{N1}S(O)_2-$, $-NR^{N1}(CR^{1_2})_m-$, $-S(O)_2-$, $-NR^{N1}C(O)O(CR^{1_2})_n-$, or C_{1-6} alkylene;

Z is a direct bond or C_{1-6} alkylene;

R is H, halogen, cyano, OR^3 , C_{1-6} alkyl, amino, cycloalkyl, heterocyclyl, aryl, or heteroaryl, or R may form a ring of 5 to 7 member atoms with R^{N1} or R^1 , wherein the ring may contain up to 2 heteroatoms selected from N, O, and S, the ring being either saturated or unsaturated;

R^{N1} is H or C_{1-6} alkyl or forms a ring with R ;

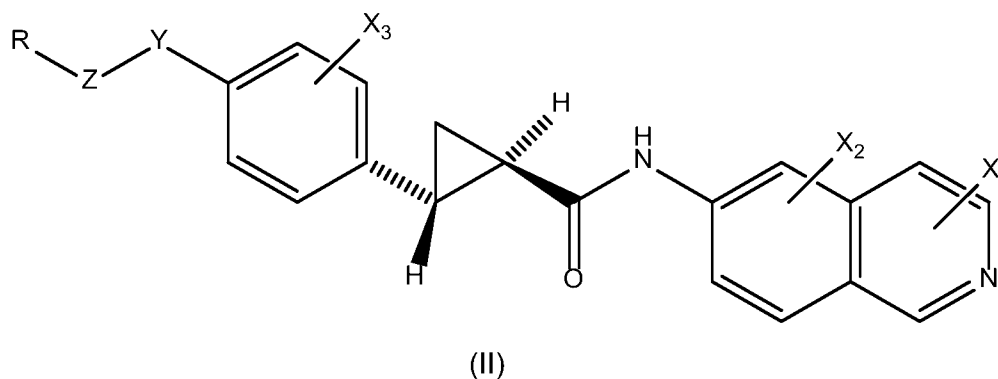
R^1 is H, F, or Me or forms a ring with R ;

R^3 is H or C_{1-6} alkyl;

n is an integer from 0 to 6; and

m is an integer from 1 to 6.

2. A compound according to claim 1, wherein the compound is a compound of Formula (II):



or tautomers, stereoisomers and pharmaceutically acceptable salts thereof,

wherein:

X_1 , X_2 and X_3 are independently H, halogen, nitrile, hydroxyl, or C_{1-6} alkyl;

Y is $-NR^{N1}S(O)_2-$, $-NR^{N1}(CR^{1_2})_m-$, $-S(O)_2-$, $-NR^{N1}C(O)O(CR^{1_2})_n-$, or C_{1-6} alkylene;

Z is a direct bond or C_{1-6} alkylene;

R is H, halogen, cyano, OR^3 , C_{1-6} alkyl, amino, cycloalkyl, heterocyclyl, aryl, or heteroaryl, or R may form a ring of 5 to 7 member atoms with R^{N1} or R^1 , wherein the ring may contain up to 2 heteroatoms selected from N, O, and S, the ring being either saturated or unsaturated;

R^{N1} is H or C_{1-6} alkyl or forms a ring with R;

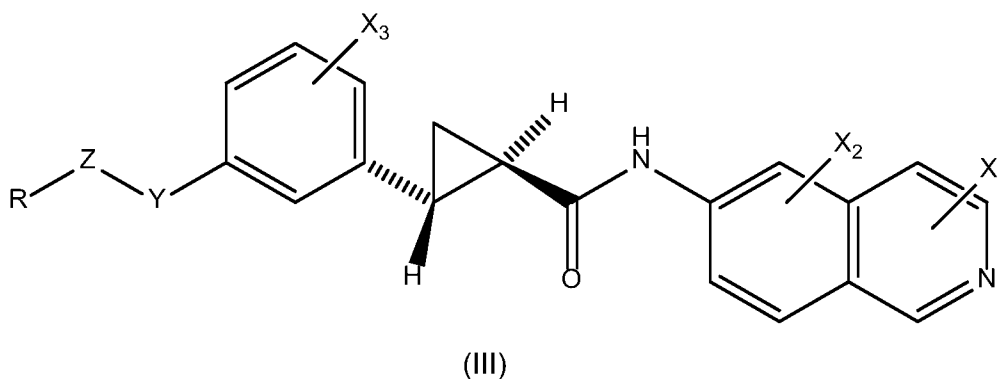
R^1 is H, F, or Me or forms a ring with R;

R^3 is H or C_{1-6} alkyl;

n is an integer from 0 to 6; and

m is an integer from 1 to 6.

3. A compound according to claim 1, wherein the compound is a compound of Formula (III):



or tautomers, stereoisomers and pharmaceutically acceptable salts thereof,

wherein:

X_1 , X_2 and X_3 are independently H, halogen, nitrile, hydroxyl, or C_{1-6} alkyl;

Y is $-NR^{N1}S(O)_2-$, $-NR^{N1}(CR^{1_2})_m-$, $-S(O)_2-$, $-NR^{N1}C(O)O(CR^{1_2})_n-$, or C_{1-6} alkylene;

Z is a direct bond or C_{1-6} alkylene;

R is H, halogen, cyano, OR^3 , C_{1-6} alkyl, amino, cycloalkyl, heterocyclyl, aryl, or heteroaryl, or R may form a ring of 5 to 7 member atoms with R^{N1} or R^1 , wherein the ring

may contain up to 2 heteroatoms selected from N, O, and S, the ring being either saturated or unsaturated;

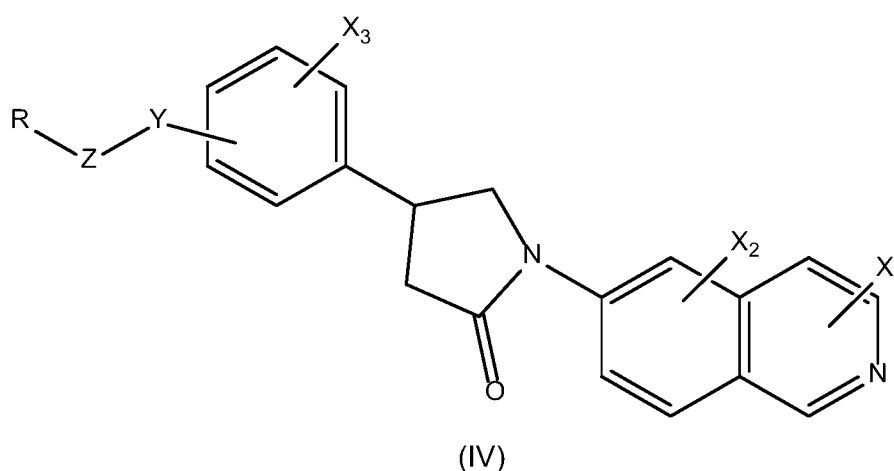
R^{N1} is H or C_{1-6} alkyl or forms a ring with R;

R^1 is H, F, or Me or forms a ring with R; R^3 is H or C_{1-6} alkyl;

n is an integer from 0 to 6; and

m is an integer from 1 to 6.

4. A compound according to Formula (IV):



or tautomers, stereoisomers and pharmaceutically acceptable salts thereof,

wherein:

X_1 , X_2 and X_3 are independently H, halogen, nitrile, hydroxyl, or C_{1-6} alkyl;

Y is $-NR^{N1}S(O)_2-$, $-NR^{N1}C(O)-$, $-NR^{N1}(CR^{12})_m-$, $-C(O)O-$, $-OC(O)-$, $-S(O)_2-$, $-C(O)-$, $-NR^{N1}C(O)O(CR^{12})_n-$, or C_{1-6} alkylene;

Z is a direct bond or C_{1-6} alkylene;

R is H, halogen, cyano, OR^3 , C_{1-6} alkyl, amino, cycloalkyl, heterocyclyl, aryl, or heteroaryl, or R may form a ring of 5 to 7 member atoms with R^{N1} or R^1 , wherein the ring may contain up to 2 heteroatoms selected from N, O, and S, the ring being either saturated or unsaturated;

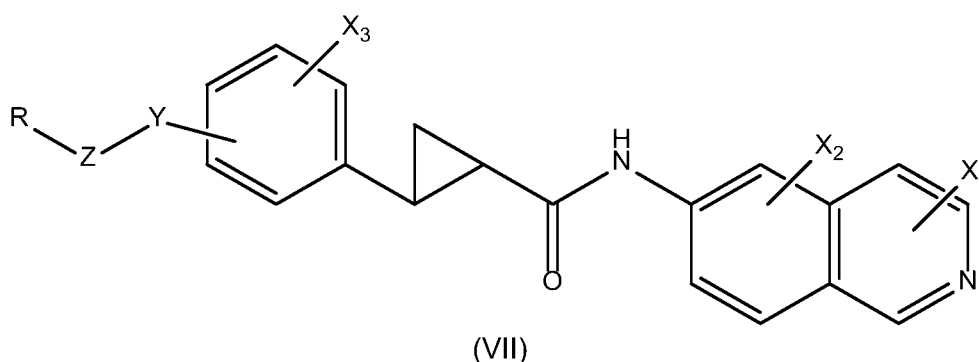
R^{N1} is H or C_{1-6} alkyl or forms a ring with R;

R^1 is H, F, or Me or forms a ring with R; R^3 is H or C_{1-6} alkyl;

n is an integer from 0 to 6; and

m is an integer from 1 to 6.

5. A compound according to Formula (VII):



or tautomers, stereoisomers and pharmaceutically acceptable salts thereof,

wherein:

X_1 , X_2 and X_3 are independently H, halogen, nitrile, hydroxyl, or C_{1-6} alkyl;

Y is $-NR^{N1}S(O)_2$;

Z is a direct bond or C_{1-6} alkylene;

R is H, halogen, cyano, OR^3 , C_{1-6} alkyl, amino, cycloalkyl, heterocyclyl, aryl, or heteroaryl, or R may form a ring of 5 to 7 member atoms with R^{N1} or R^1 , wherein the ring may contain up to 2 heteroatoms selected from N, O, and S, the ring being either saturated or unsaturated;

R^{N1} is H or C_{1-6} alkyl or forms a ring with R;

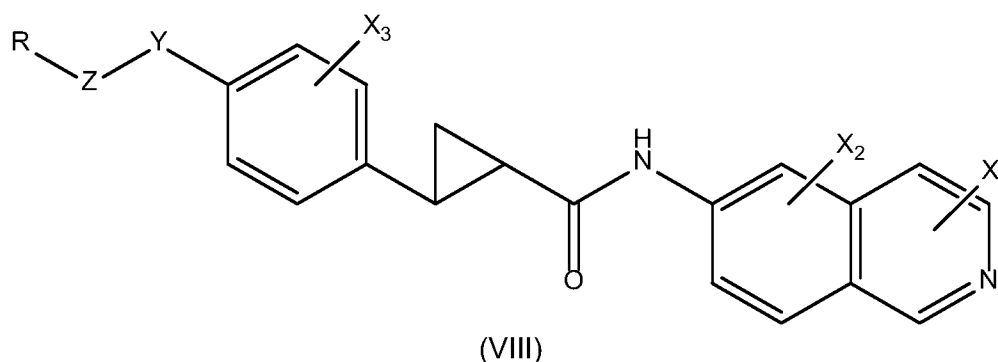
R^1 is H, F, or Me or forms a ring with R;

R^3 is H or C_{1-6} alkyl;

n is an integer from 0 to 6; and

m is an integer from 1 to 6.

6. A compound according to Formula (VIII):



or tautomers, stereoisomers and pharmaceutically acceptable salts thereof,

wherein:

X_1 , X_2 and X_3 are independently H, halogen, nitrile, hydroxyl, or C_{1-6} alkyl;

Y is $-NR^{N1}S(O)_2^-$;

Z is a direct bond or C_{1-6} alkylene;

R is H, halogen, cyano, OR^3 , C_{1-6} alkyl, amino, cycloalkyl, heterocyclyl, aryl, or heteroaryl, or R may form a ring of 5 to 7 member atoms with R^{N1} or R^1 , wherein the ring may contain up to 2 heteroatoms selected from N, O, and S, the ring being either saturated or unsaturated;

R^{N1} is H or C_{1-6} alkyl or forms a ring with R;

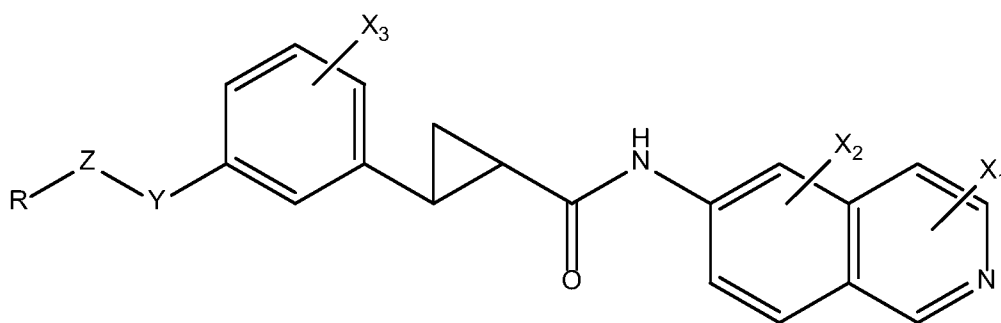
R^1 is H, F, or Me or forms a ring with R;

R^3 is H or C_{1-6} alkyl;

n is an integer from 0 to 6; and

m is an integer from 1 to 6.

7. A compound according to Formula (IX):



(IX)

or tautomers, stereoisomers and pharmaceutically acceptable salts thereof,

wherein:

X_1 , X_2 and X_3 are independently H, halogen, nitrile, hydroxyl, or C_{1-6} alkyl;

Y is $-NR^{N1}S(O)_2^-$;

Z is a direct bond or C_{1-6} alkylene;

R is H, halogen, cyano, OR^3 , C_{1-6} alkyl, amino, cycloalkyl, heterocyclyl, aryl, or heteroaryl, or R may form a ring of 5 to 7 member atoms with R^{N1} or R^1 , wherein the ring may contain up to 2 heteroatoms selected from N, O, and S, the ring being either saturated or unsaturated;

R^{N1} is H or C_{1-6} alkyl or forms a ring with R;

R^1 is H, F, or Me or forms a ring with R;

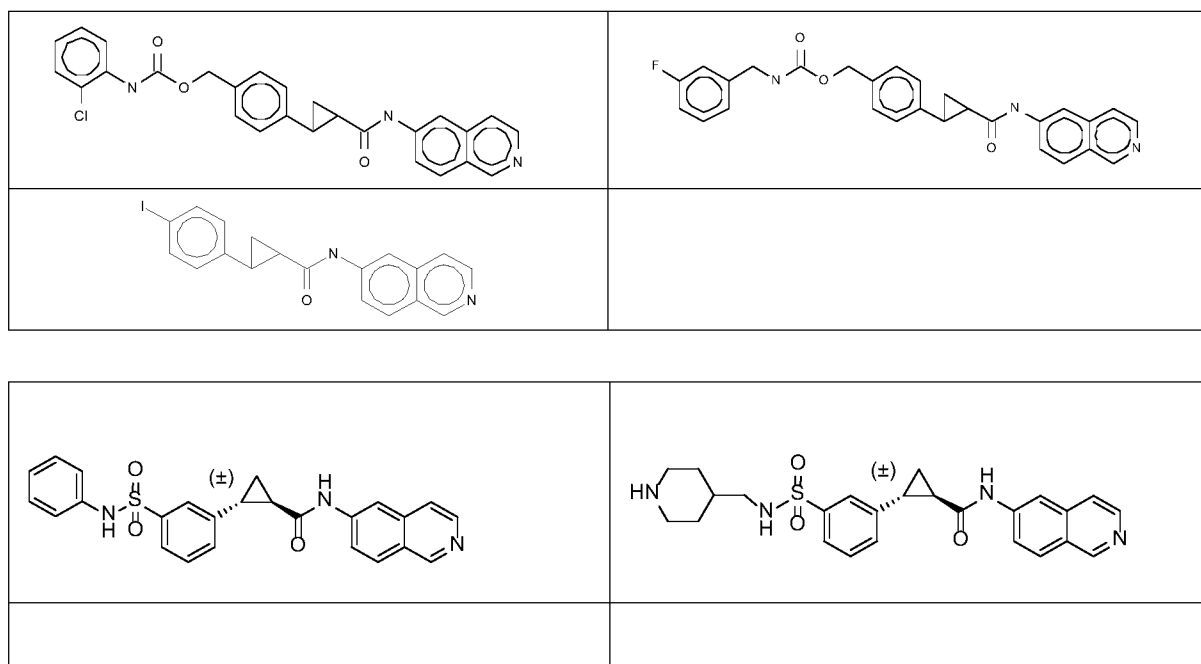
R^3 is H or C_{1-6} alkyl;

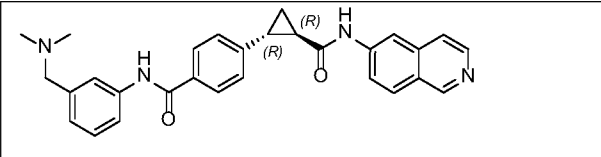
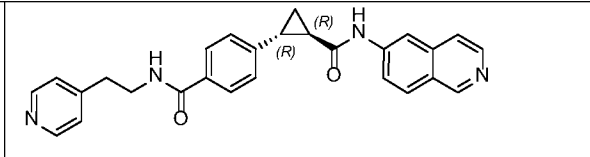
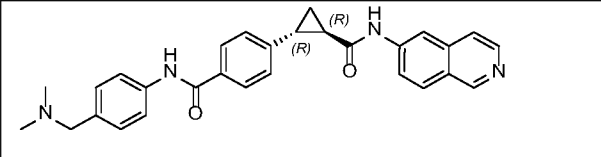
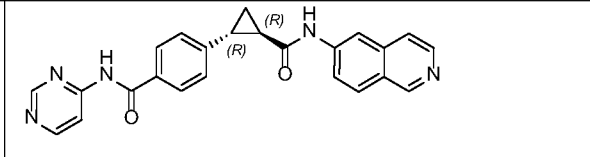
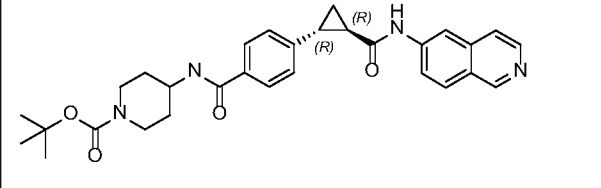
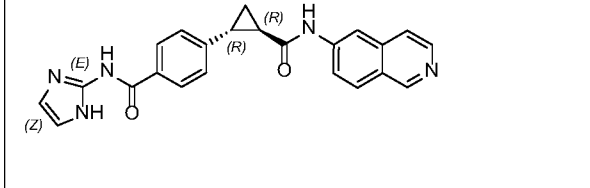
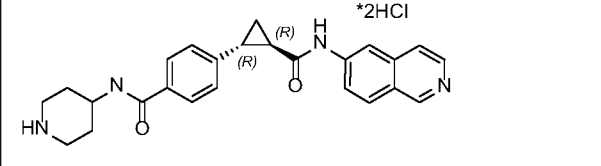
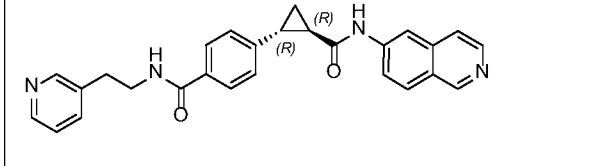
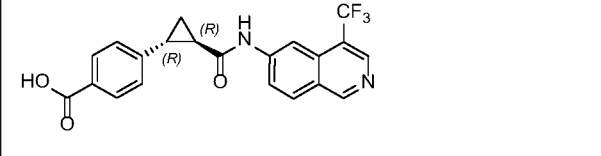
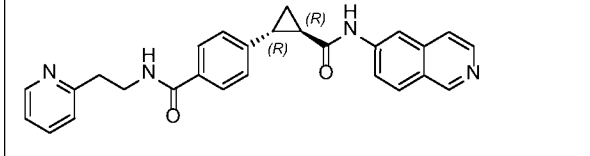
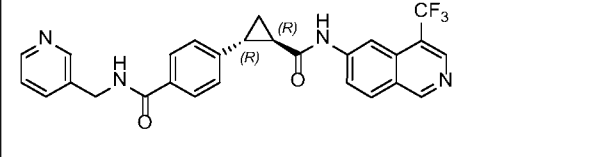
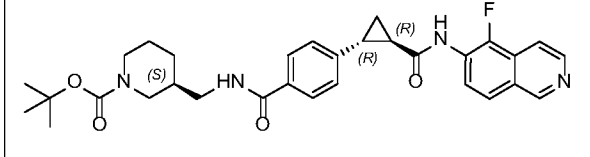
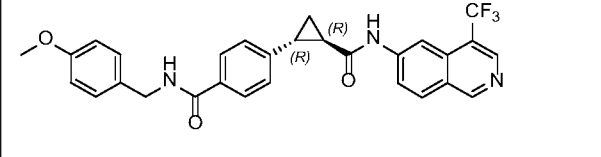
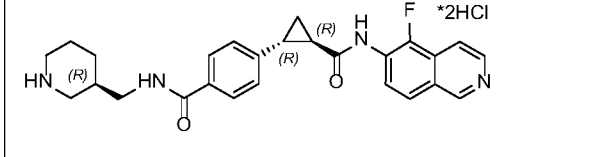
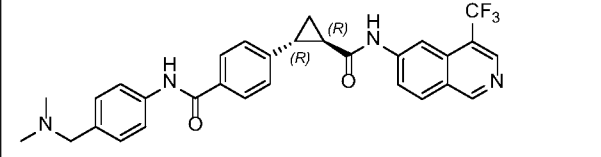
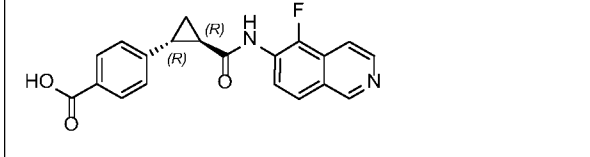
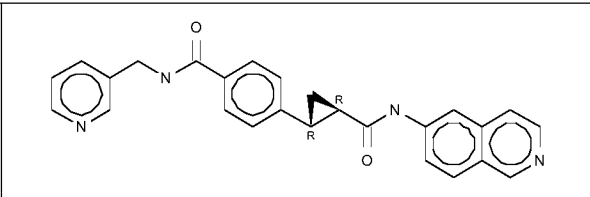
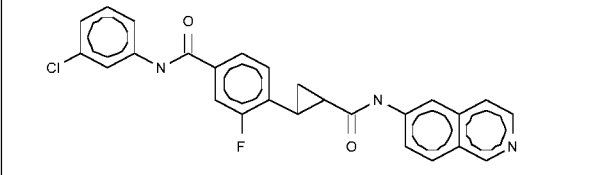
n is an integer from 0 to 6; and

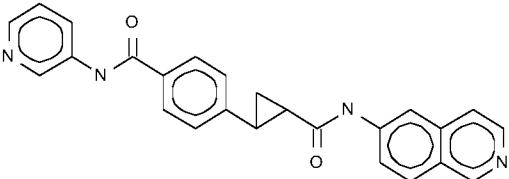
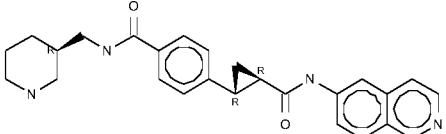
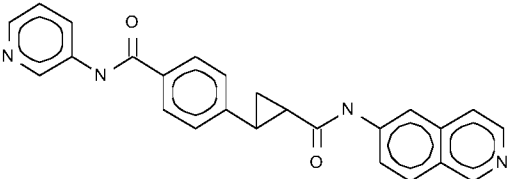
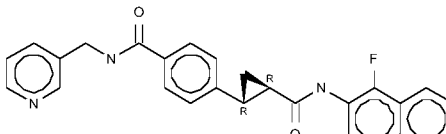
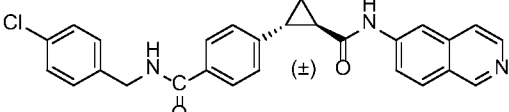
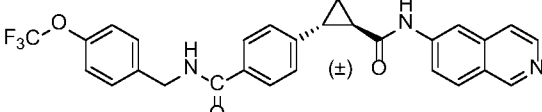
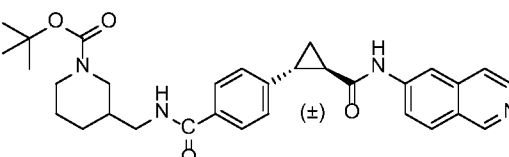
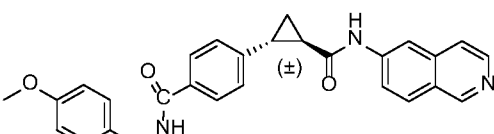
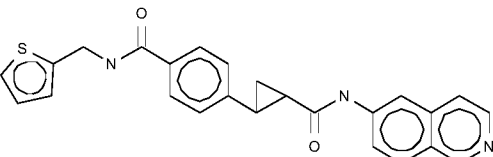
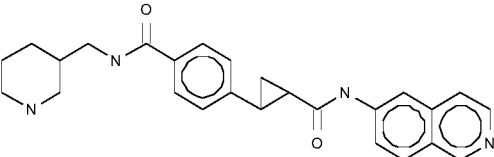
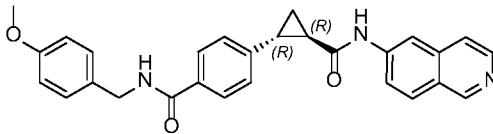
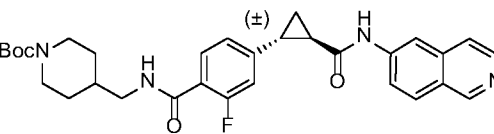
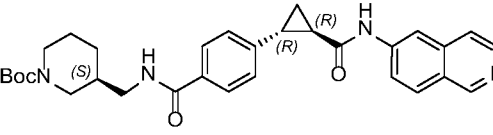
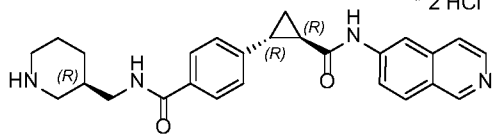
m is an integer from 1 to 6.

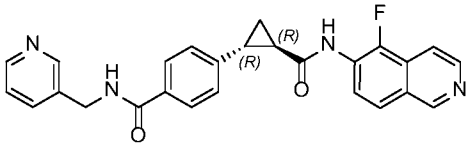
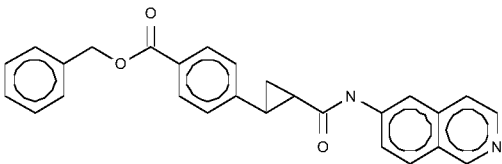
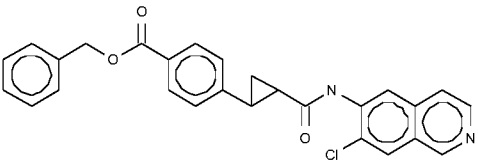
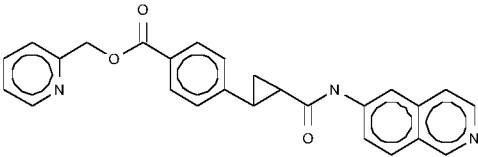
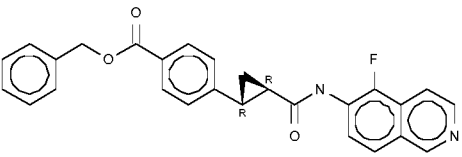
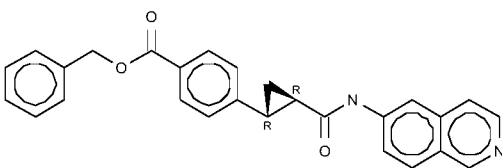
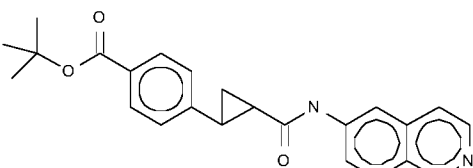
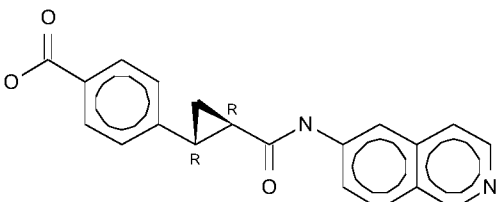
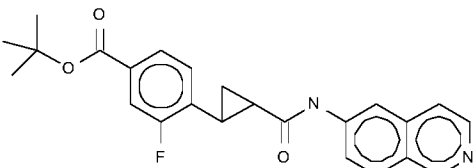
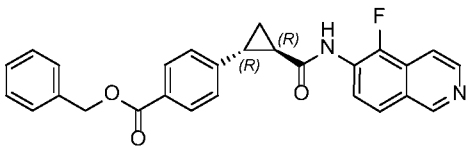
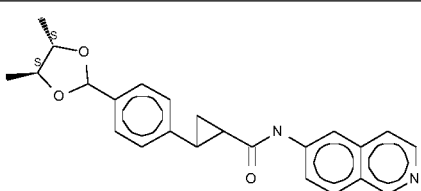
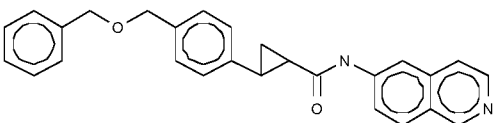
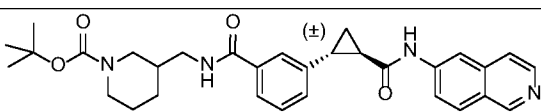
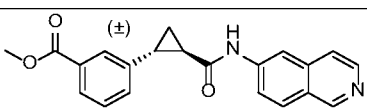
8. A compound according to any one of claims 1-7, wherein X^1 , X^2 , and X^3 are hydrogen.
9. A compound according to any one of claims 1-7, wherein X^1 is OH, CN, F, Br, Cl or CH_3 .
10. A compound according to any one of claims 1-7 or 9, wherein X^2 is CN, F, Br, Cl or CH_3 .
11. A compound according to any one of claims 1-7, 9 or 10, wherein X^3 is $-CF_3$, $-OCH_3$, CN, F, Br, Cl, OCF_3 or CH_3 .
12. A compound according to any one of claims 1-4 or 8-11, wherein Y is $-NR^{N1}S(O)_2-$.
13. A compound according to claim 5-7, or 12, wherein R is alkyl, aryl, heteroaryl, carbocyclyl, or heterocyclyl.
14. A compound according to any one of claims 1-4 or 8-11, wherein R is piperidinyl, morpholino, thiofuran, benzothiophenyl, thiophenyl, isoquinolinyl, quinolinyl or pyrrolidinyl.
15. A compound according to any one of claims 1-4 or 8-11, wherein R is H, C_{1-6} alkyl, cycloalkyl, or heterocyclyl, or R may form a ring of 5 to 7 member atoms with R^{N1} , wherein the ring may contain up to 2 heteroatoms selected from N, O, and S, which may be saturated or unsaturated.
16. A compound according to claim 5-7, 12, 14 or 15, wherein R^{N1} is H.
17. A compound according to claim 16, wherein R is a heterocyclyl.
18. A compound according to claim 16, wherein R is piperidinyl or pyrrolidinyl.
19. A compound according to any one of claims 1-4 or 8-11, wherein R is cycloalkyl, heterocyclyl, or heteroaryl, or R may form a ring of 5 to 7 member atoms with R^1 , wherein the ring may contain up to 2 heteroatoms selected from N, O, and S, which may be saturated or unsaturated.
20. A compound according to any one of claims 1-4 or 8-11, wherein Y is $NR^{N1}(CR^1_2)_m-$.
21. A compound according to claim 20, wherein R is H, C_{1-6} alkyl, cycloalkyl, heterocyclyl, aryl, or heteroaryl, or R may form a ring of 5 to 7 member atoms with R^{N1} , wherein the ring may contain up to 2 heteroatoms selected from N, O, and S, which may be saturated or unsaturated.
22. A compound according to claim 19, 20 or 21, wherein one or both of R^1 are H.
23. A compound according to any one of claims 1-4 or 8-11, wherein R is H, cycloalkyl, heterocyclyl, aryl, or heteroaryl and wherein Z is a direct bond.
24. A compound according to any one of claims 1-4 or 8-11, wherein Y is $NR^{N1}C(O)O(CR^1_2)_n-$.
25. A compound according to claim 24, wherein R is aryl.

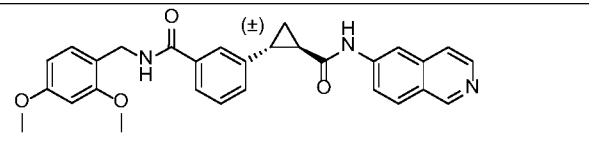
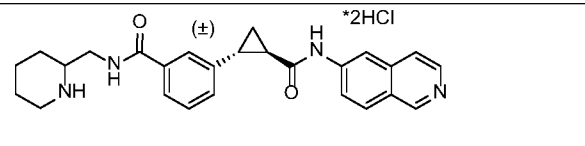
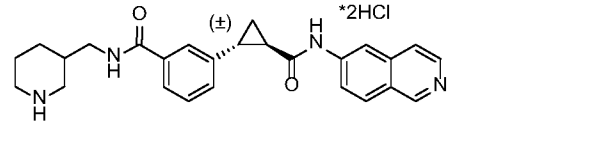
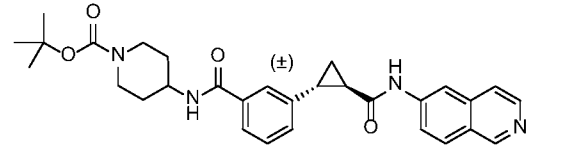
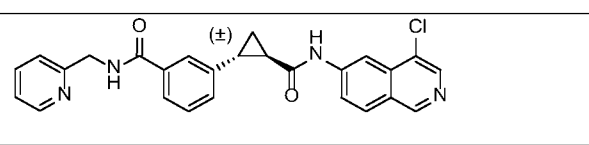
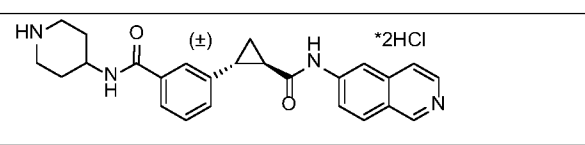
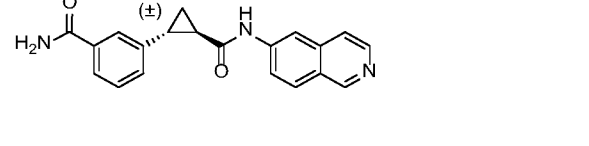
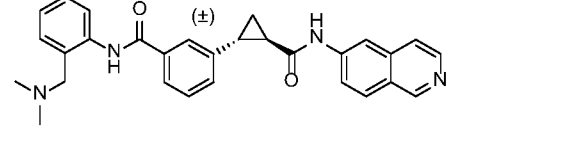
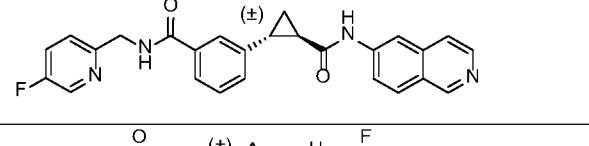
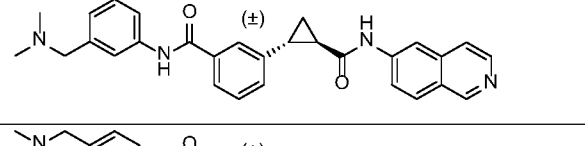
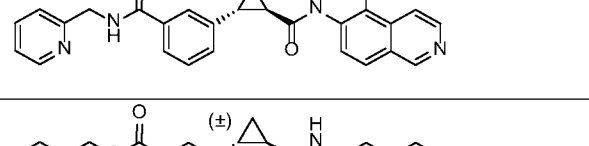
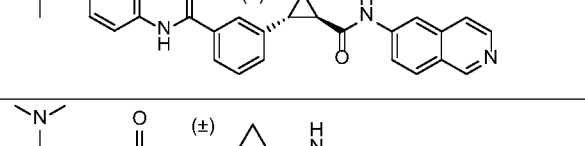
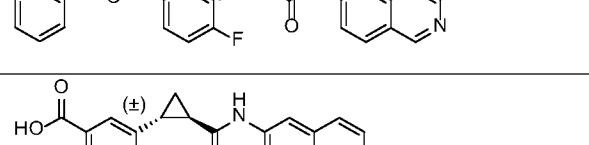
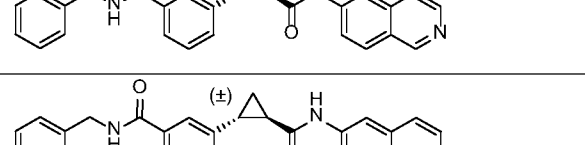
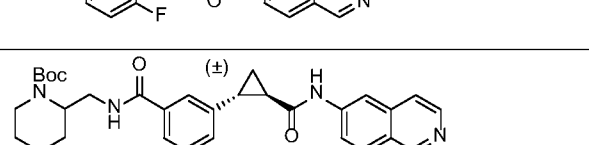
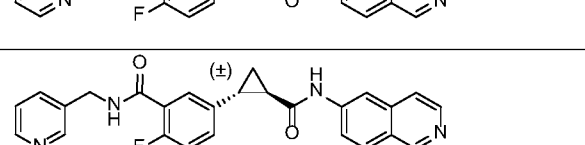
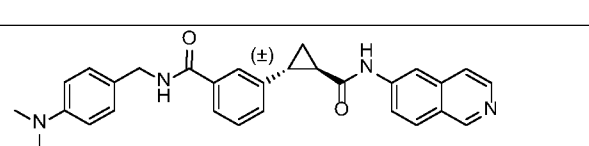
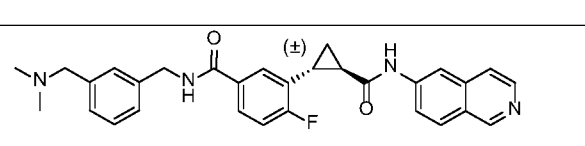
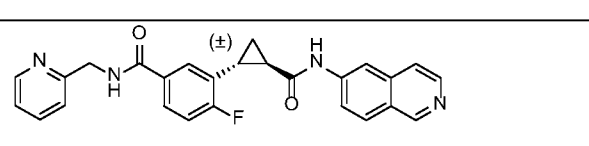
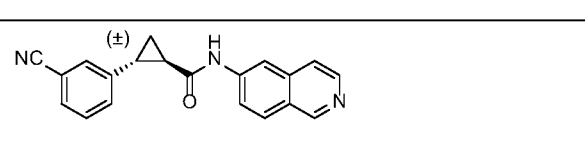
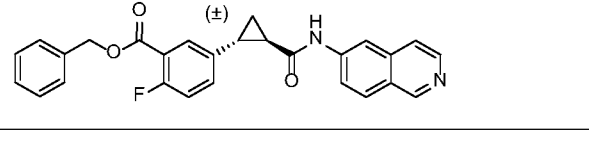
26. A compound according to claim 24, wherein R is phenyl or substituted phenyl.
27. A compound according to any one of claims 1-26, wherein Z is a direct bond.
28. A compound according to any one of claims 1-26, wherein Z is $-\text{CH}_2-$.
29. A compound according to any one of claims 1-13, wherein R is heteroaryl or heterocyclyl.
30. A compound according to claim 31, wherein R is pyridyl, piperidynyl, morpholino, thiophenyl, isoquinolinyl, quinolinyl, or pyrrolidinyl.
31. A compound according to any one of claims 1-14, wherein R is aryl.
32. A compound according to any one of claims 1-14, wherein R is phenyl or substituted phenyl.
33. A compound according to any one of claims 1-4, wherein R is pyridyl, $\text{R}^{\text{N}1}$ is H, Z is $-\text{CH}_2-$, and X^1 , X^2 , and X^3 are H.
34. A compound according to any one of claims 1-4, wherein R is isoquinolinyl, $\text{R}^{\text{N}1}$ is H, Z is a direct bond, and X^1 , X^2 , and X^3 are H.
35. The compound of one of claims 1–3, wherein Y is $-\text{NR}^{\text{N}1}\text{S}(\text{O})_2-$, $-\text{NR}^{\text{N}1}(\text{CR}^1_2)_m-$, $-\text{S}(\text{O})_2-$, $-\text{NR}^{\text{N}1}\text{C}(\text{O})\text{O}(\text{CR}^1_2)_n-$, or C_{1-6} alkylene.
36. The compound of one of claims 1–3, wherein R is halogen, cyano, OR^3 , amino, cycloalkyl, heterocyclyl, aryl, or heteroaryl, or R may form a ring of 5 to 7 member atoms with $\text{R}^{\text{N}1}$ or R^1 , wherein the ring may contain up to 2 heteroatoms selected from N, O, and S, the ring being either saturated or unsaturated.
37. The compound of one of claims 1–3, wherein R^1 is F, or Me or forms a ring with R.
38. The compound of one of claims 1–3, wherein n is 2, 3, 4, 5, or 6.
39. A compound selected from:

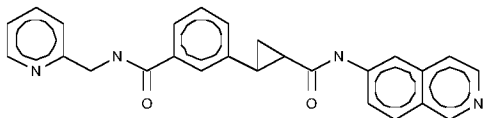
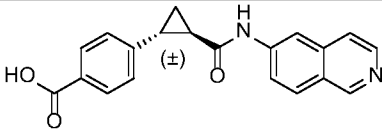
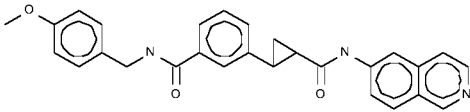
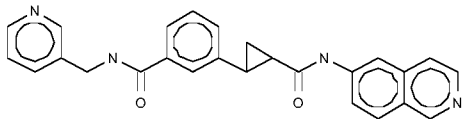
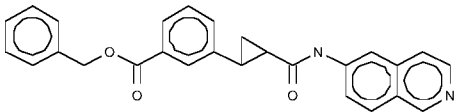
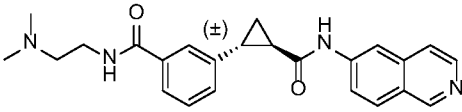
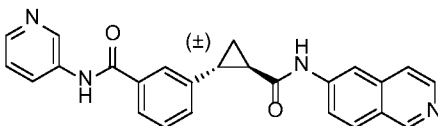
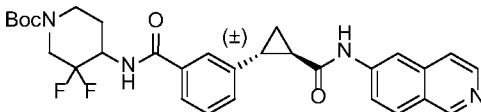
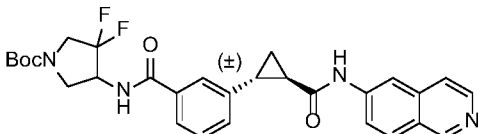
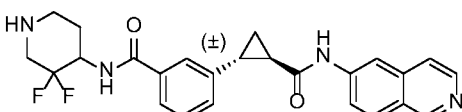
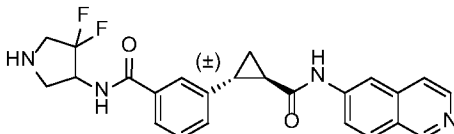
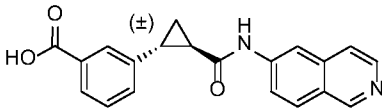
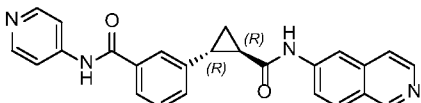
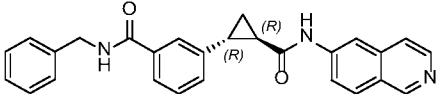


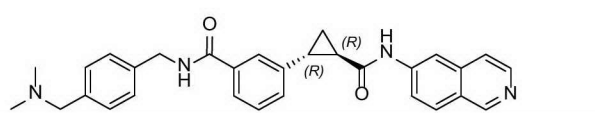
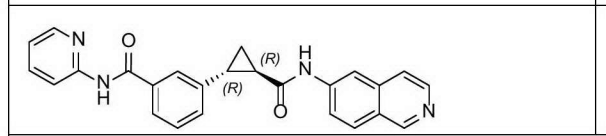
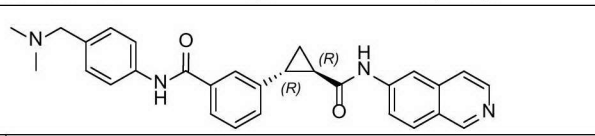
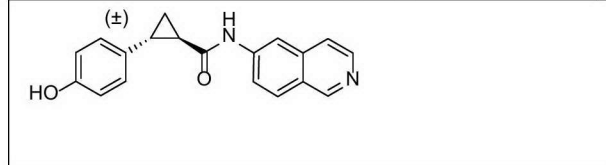
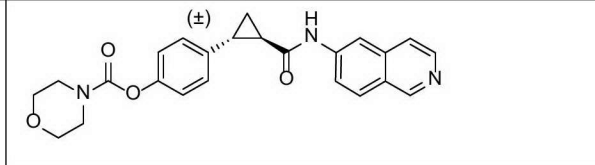
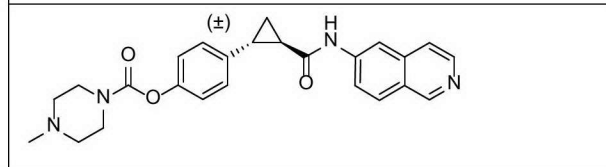
	
	
	
	
	
	
	
	
	
	

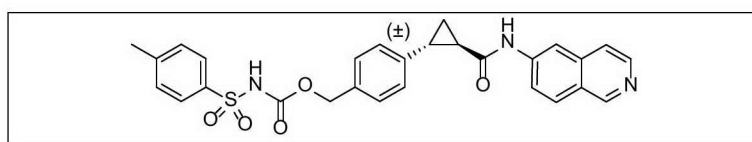
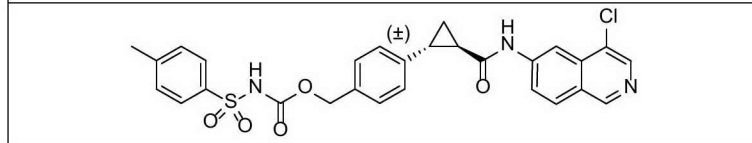
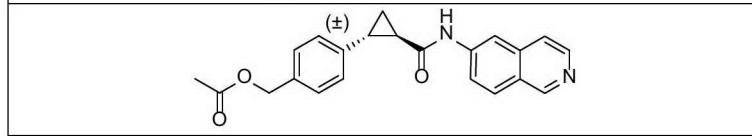
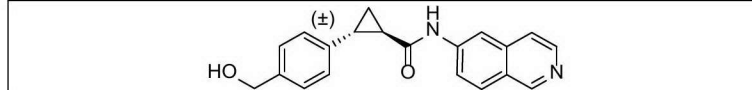
	
	
	
	
	
	
	

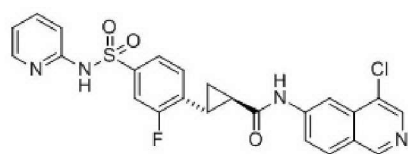
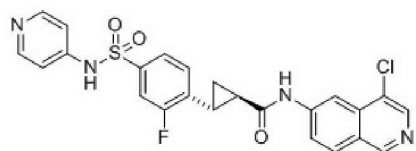
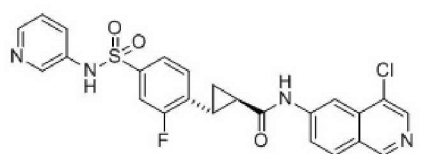
	
	
	
	
	
	
	
	

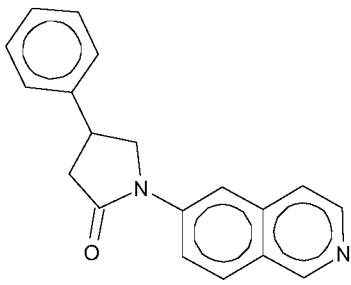
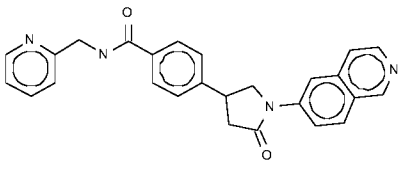
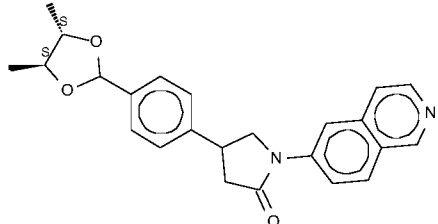
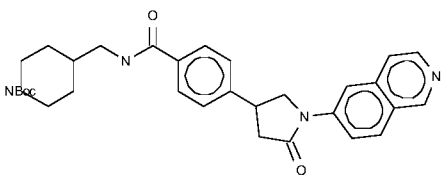
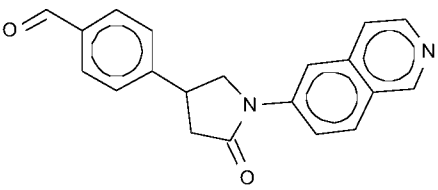
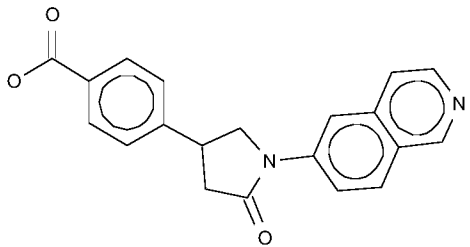
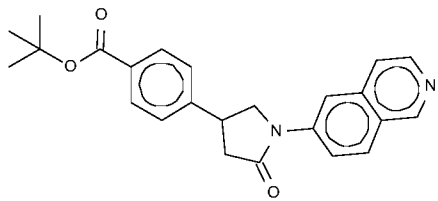
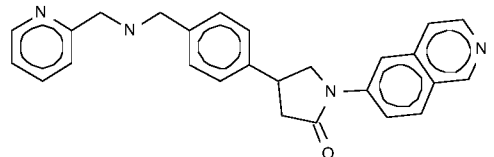
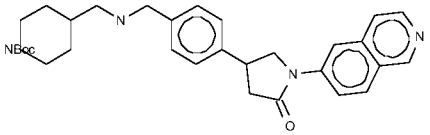
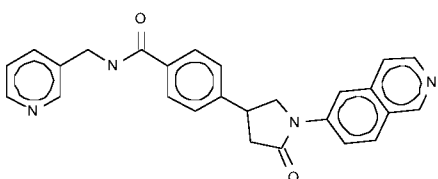
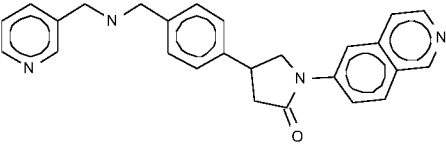
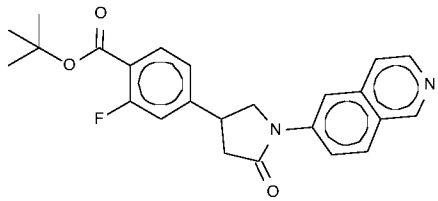
	
	
	
	
	
	
	
	
	
	
	

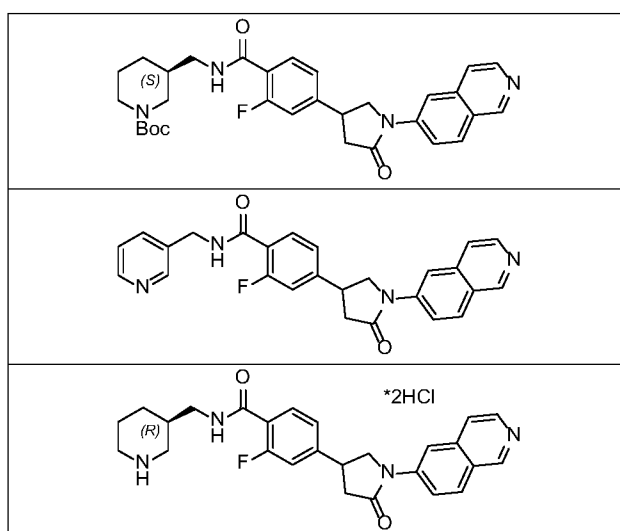
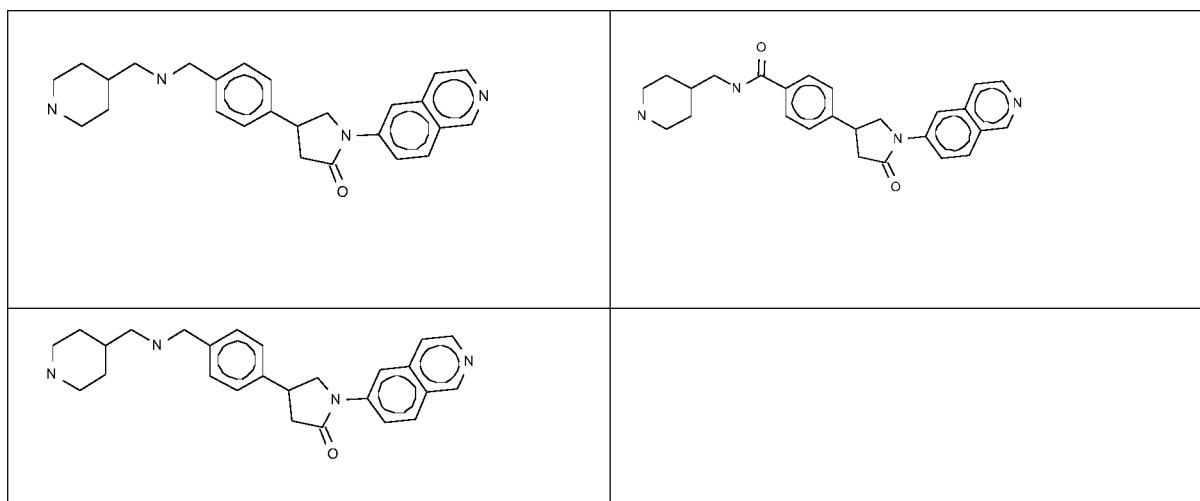
	
	
	
	
	
	
	
	
	

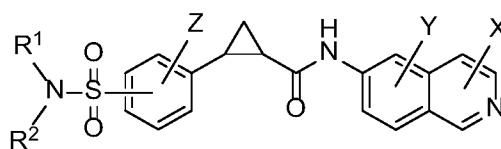




and stereoisomers and pharmaceutically acceptable salts thereof.

40. A compound of Formula (X):



(X),

or a pharmaceutically acceptable salt thereof,

wherein,

R^1 is H, $-C_{1-6}$ alkyl, $-C_{1-6}$ haloalkyl, aryl, heteroaryl, $-(C_{1-6}$ alkyl)-pyridinyl, $-(C_{1-6}$ alkyl)-N(R^3) R^4 , $-(C_{1-6}$ alkyl)-heterocyclyl or heterocycloalkyl;

R^2 is H, —C_{1-6} alkyl, —C_{1-6} haloalkyl, aryl, heteroaryl, $\text{—(C}_{1-6}\text{ alkyl)-pyridinyl}$, $\text{—(C}_{1-6}\text{ alkyl)-N(R}^3\text{)R}^4$, $\text{—(C}_{1-6}\text{ alkyl)-heterocyclyl}$ or heterocycloalkyl;

or R^1 and R^2 , together with the nitrogen to which they are attached, form a heterocyclyl;

R^3 is H, C_{1-6} alkyl or —C_{1-6} haloalkyl;

R^4 is H, C_{1-6} alkyl or —C_{1-6} haloalkyl;

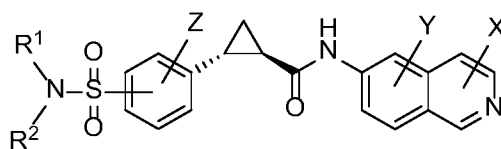
X is H, C_{1-6} alkyl, —C_{1-6} haloalkyl, halogen or hydroxyl;

Y is H, C_{1-6} alkyl, —C_{1-6} haloalkyl, halogen or hydroxyl; and

Z is H, C_{1-6} alkyl, —C_{1-6} haloalkyl, halogen or hydroxyl.

41. The compound of claim 40, wherein the compound of Formula (X) is:

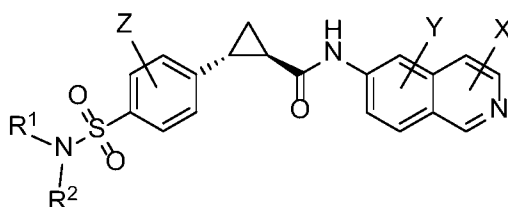
(a) a compound of Formula (XI):



(XI),

or a pharmaceutically acceptable salt thereof;

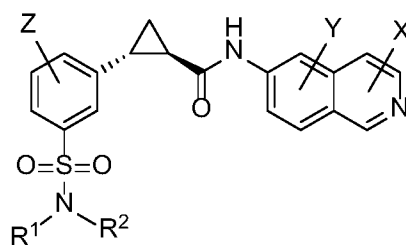
(b) a compound of Formula (XII):



(XII),

or a pharmaceutically acceptable salt thereof;

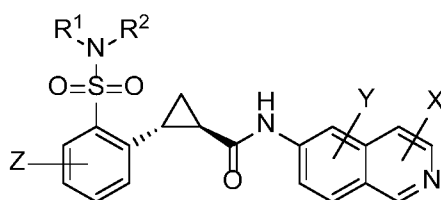
(c) a compound of Formula (XIII):



(XIII),

or a pharmaceutically acceptable salt thereof;

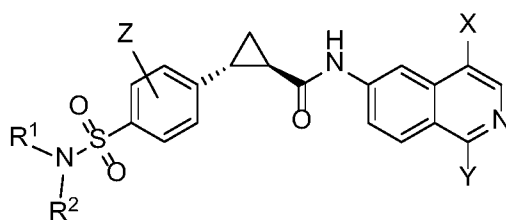
(d) a compound of Formula (XIV):



(XIV),

or a pharmaceutically acceptable salt thereof;

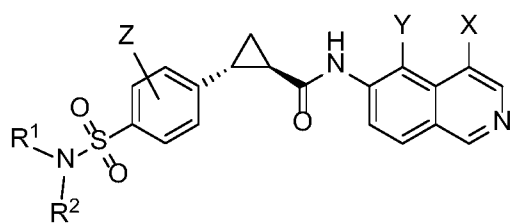
(e) a compound of Formula (XV):



(XV),

or a pharmaceutically acceptable salt thereof;

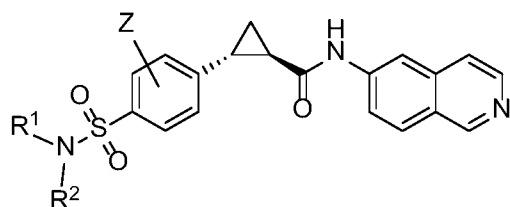
(f) a compound of Formula (XVI):



(XVI),

or a pharmaceutically acceptable salt thereof;

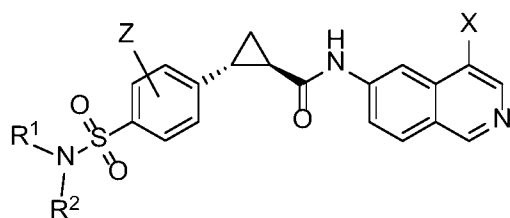
(g) a compound of Formula (XVII):



(XVII),

or a pharmaceutically acceptable salt thereof;

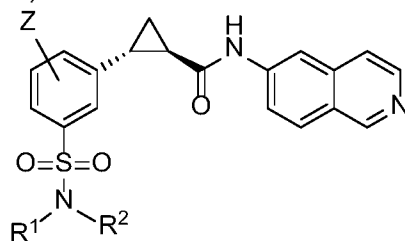
(h) a compound of Formula (XVIII):



(XVIII),

or a pharmaceutically acceptable salt thereof;

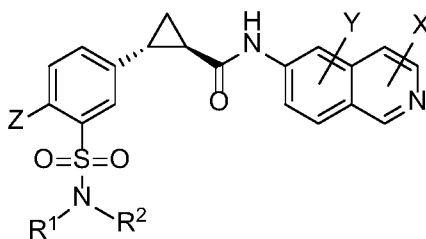
(i) a compound of Formula (XIX):



(XIX),

or a pharmaceutically acceptable salt thereof;

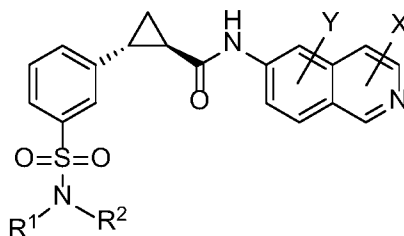
(j) a compound of Formula (XX):



(XX),

or a pharmaceutically acceptable salt thereof;

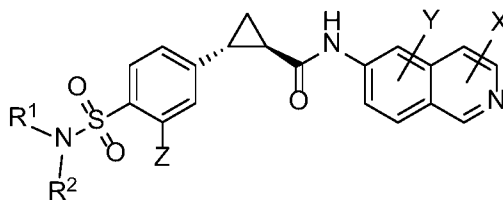
(k) a compound of Formula (XXI):



(XXI),

or a pharmaceutically acceptable salt thereof;

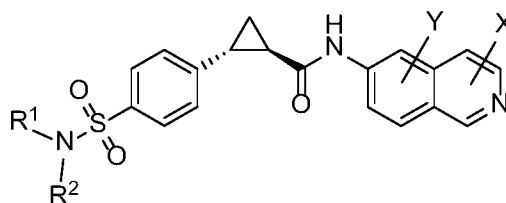
(l) a compound of Formula (XXII):



(XXII),

or a pharmaceutically acceptable salt thereof; or

(m) a compound of Formula (XXIII):



(XXIII),

or a pharmaceutically acceptable salt thereof.

42. The compound of claim 41, wherein,

R^1 is H, $-\text{C}_{1-6}$ alkyl, aryl, heteroaryl, $-(\text{C}_{1-6}$ alkyl)-pyridinyl, $-(\text{C}_{1-6}$ alkyl)- $\text{N}(\text{R}^3)\text{R}^4$, $-(\text{C}_{1-6}$ alkyl)-heterocyclyl or heterocycloalkyl;

R^2 is H, $-\text{C}_{1-6}$ alkyl, aryl, heteroaryl, $-(\text{C}_{1-6}$ alkyl)-pyridinyl, $-(\text{C}_{1-6}$ alkyl)- $\text{N}(\text{R}^3)\text{R}^4$, $-(\text{C}_{1-6}$ alkyl)-heterocyclyl or heterocycloalkyl;

or R^1 and R^2 , together with the nitrogen to which they are attached, form a heterocyclyl;

R^3 is H or C_{1-6} alkyl;

R^4 is H or C_{1-6} alkyl;

X is H, C_{1-6} alkyl, halogen or hydroxyl;

Y is H, C_{1-6} alkyl, halogen or hydroxyl; and

Z is H, C_{1-6} alkyl, halogen or hydroxyl.

43. The compound of claim 41, wherein,

R^1 is H, $-\text{C}_{1-4}$ alkyl, aryl, heteroaryl, $-(\text{C}_{1-4}$ alkyl)-pyridinyl, $-(\text{C}_{1-4}$ alkyl)- $\text{N}(\text{R}^3)\text{R}^4$, $-(\text{C}_{1-4}$ alkyl)-heterocyclyl or heterocycloalkyl;

R^2 is H, $-\text{C}_{1-4}$ alkyl, aryl, heteroaryl, $-(\text{C}_{1-4}$ alkyl)-pyridinyl, $-(\text{C}_{1-4}$ alkyl)- $\text{N}(\text{R}^3)\text{R}^4$, $-(\text{C}_{1-4}$ alkyl)-heterocyclyl or heterocycloalkyl;

or R^1 and R^2 , together with the nitrogen to which they are attached, form a heterocyclyl;

R^3 is H or C_{1-4} alkyl;

R^4 is H or C_{1-4} alkyl;

X is H, C₁₋₄ alkyl, halogen or hydroxyl;

Y is H, C₁₋₄ alkyl, halogen or hydroxyl; and

Z is H, C₁₋₄ alkyl, halogen or hydroxyl.

44. The compound of claim 41, wherein

R¹ is H, phenyl, pyridinyl, —(C₁₋₆ alkyl)-pyridinyl, —(C₁₋₆ alkyl)-N(R³)R⁴, —(C₁₋₆ alkyl)-heterocyclyl or heterocycloalkyl; and

R² is H, phenyl, pyridinyl, —(C₁₋₆ alkyl)-pyridinyl, —(C₁₋₆ alkyl)-N(R³)R⁴, —(C₁₋₆ alkyl)-heterocyclyl or heterocycloalkyl.

45. The compound of claim 44, wherein

R¹ is H; and

R² is H, phenyl, pyridinyl, —(C₁₋₆ alkyl)-pyridinyl, —(C₁₋₆ alkyl)-N(R³)R⁴, —(C₁₋₆ alkyl)-heterocyclyl or heterocycloalkyl.

46. The compound of claim 41, wherein R¹ is H or —C₁₋₆ alkyl.

47. The compound of claim 41, wherein R² is phenyl, pyridinyl, —(C₁₋₆ alkyl)-pyridinyl, —(C₁₋₆ alkyl)-N(R³)R⁴, —(C₁₋₆ alkyl)-heterocyclyl or heterocycloalkyl.

48. The compound claim 41, wherein pyridinyl is 2-pyridinyl.

49. The compound of claim 41, wherein pyridinyl is 3-pyridinyl.

50. The compound of claim 41, wherein pyridinyl is 4-pyridinyl.

51. The compound of claim 41, wherein R² is phenyl, pyridinyl, —(C₁₋₆ alkyl)-pyridinyl, —(C₁₋₆ alkyl)-heterocyclyl or heterocycloalkyl.

52. The compound of claim 41, wherein R² is —(C₁₋₆ alkyl)-N(R³)R⁴, —(C₁₋₆ alkyl)-heterocyclyl or heterocycloalkyl.

53. The compound of claim 41, wherein R² is phenyl, pyridinyl, —(C₁₋₆ alkyl)-pyridinyl.

54. The compound of claim 41, wherein R¹ and R², together with the nitrogen to which they are attached, form a heterocyclyl containing six ring atoms.

55. The compound of claim 41, wherein R¹ and R², together with the nitrogen to which they are attached, form a heterocyclyl containing six ring atoms, wherein one or two of the ring atoms are, independently, O, S or N.
56. The compound of claim 41, wherein R¹ and R², together with the nitrogen to which they are attached, form a heterocyclyl containing six ring atoms, wherein one or two of the ring atoms are N.
57. The compound of claim 41, wherein R³ and R⁴ are H.
58. The compound of claim 41, wherein R³ and R⁴ are, independently, C₁₋₆ alkyl.
59. The compound of claim 41, wherein R³ is H, and R⁴ is C₁₋₆ alkyl.
60. The compound of claim 41, wherein X, Y and Z are H.
61. The compound of claim 41, wherein
X is C₁₋₆ alkyl, halogen or hydroxyl; and
Y and Z are H.
62. The compound of one of claim 41, wherein
X is halogen; and
Y and Z are H.
63. The compound of claim 41, wherein X is C₁₋₆ alkyl, halogen or hydroxyl.
64. The compound of claim 41, wherein X, Y and/or Z is methyl, ethyl, CF₃, CHF₂ or CH₂F.
65. The compound of claim 41, wherein X is halogen.
66. The compound of claim 41, wherein X is F or Cl.
67. The compound of claim 41, wherein
X is methyl or halogen;
Y is methyl or halogen; and
Z is methyl or halogen.

68. The compound of claim 41, wherein

X is methyl, F or Cl;

Y is methyl, F or Cl; and

Z is methyl, F or Cl.

69. The compound of claim 41, wherein

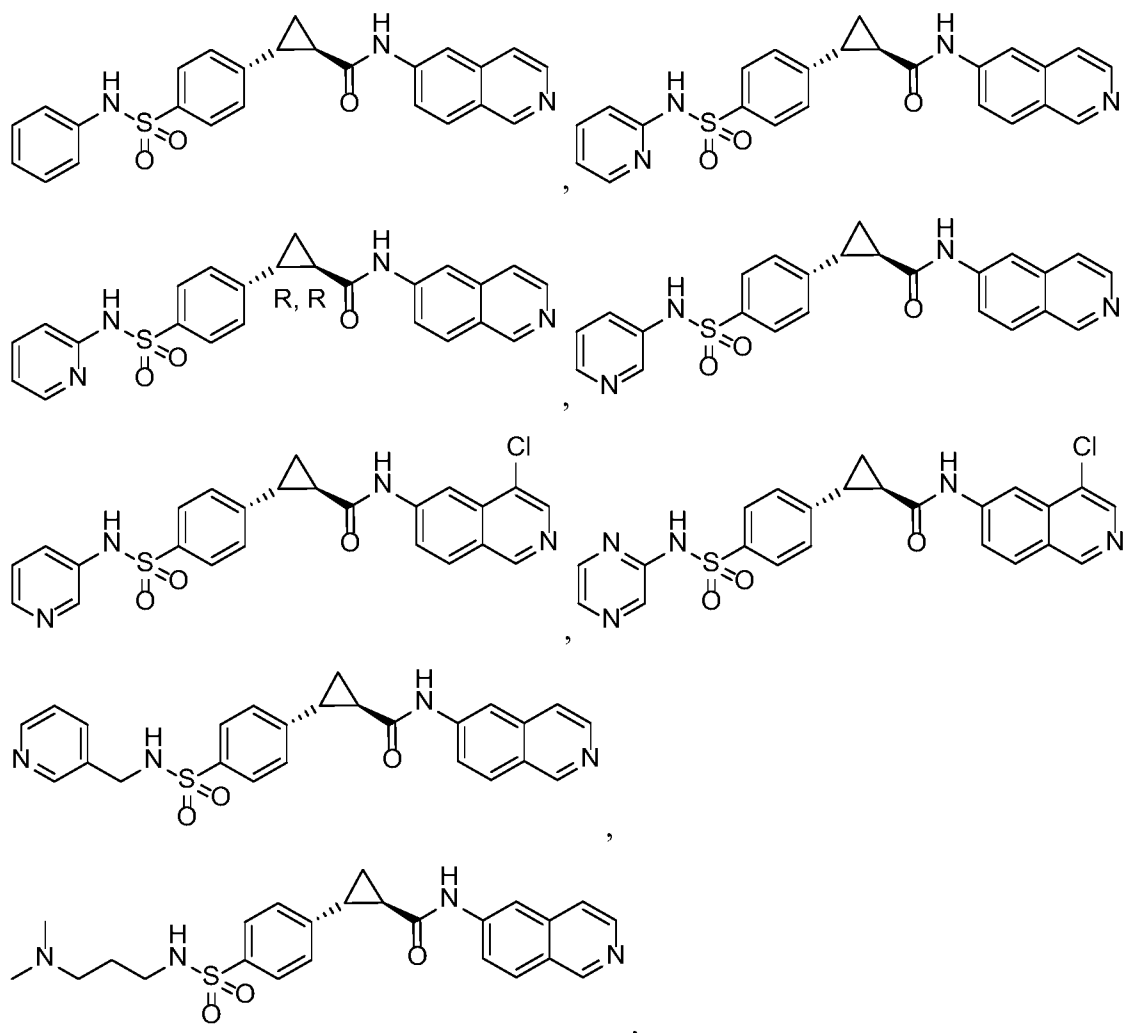
X is halogen; and

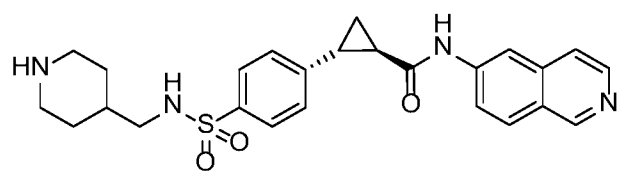
Y is hydroxyl.

70. The compound of claim 41, wherein Y is hydroxyl.

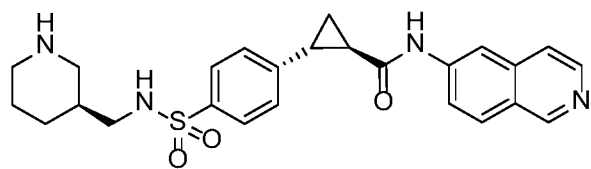
71. The compound of claim 41, wherein Z is H or F.

72. The compound of claim 41, wherein the compound is:

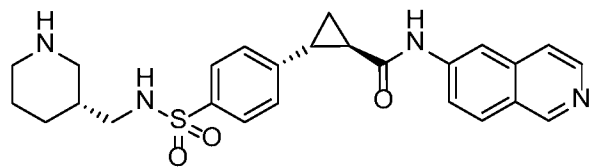




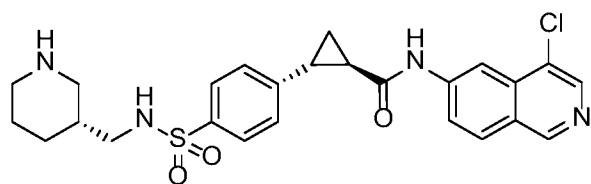
,



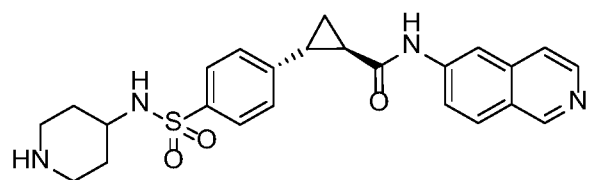
,



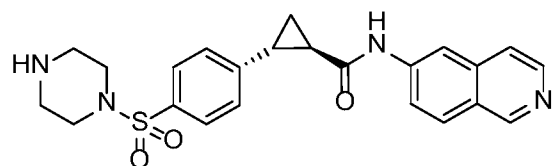
,



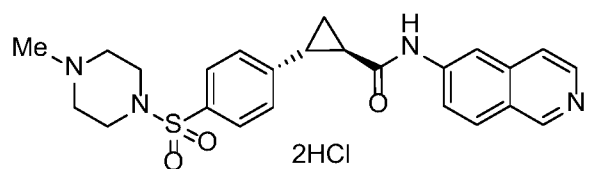
,



,

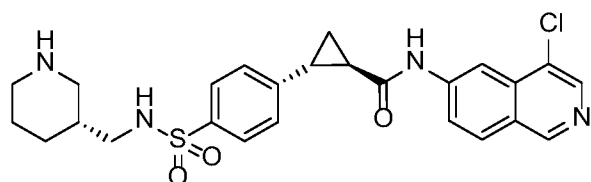


,

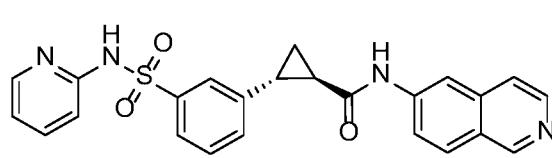


2HCl

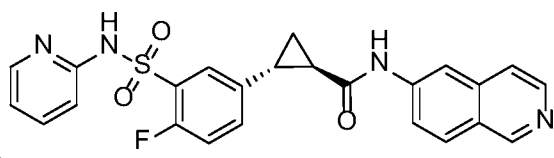
,



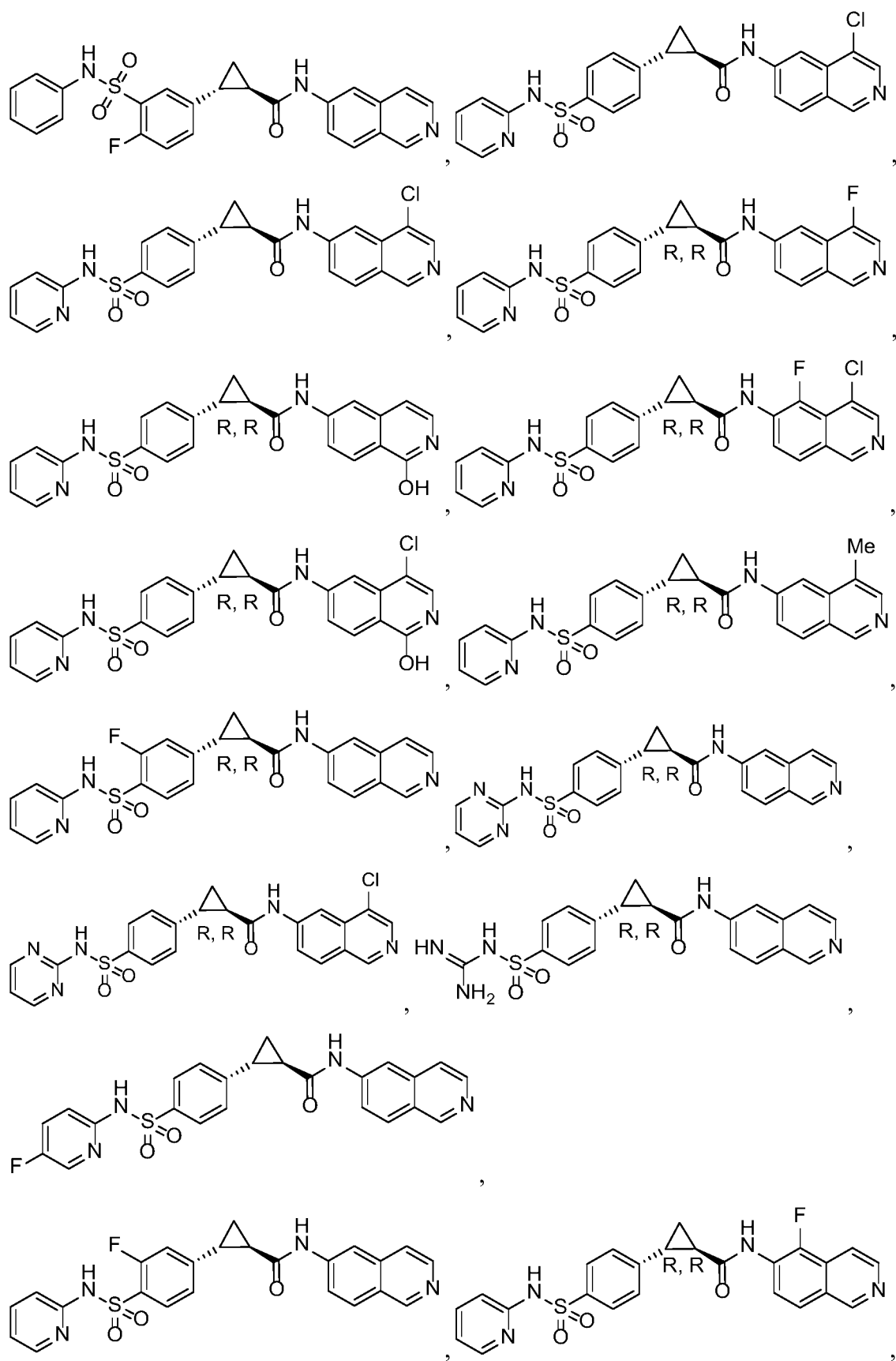
,

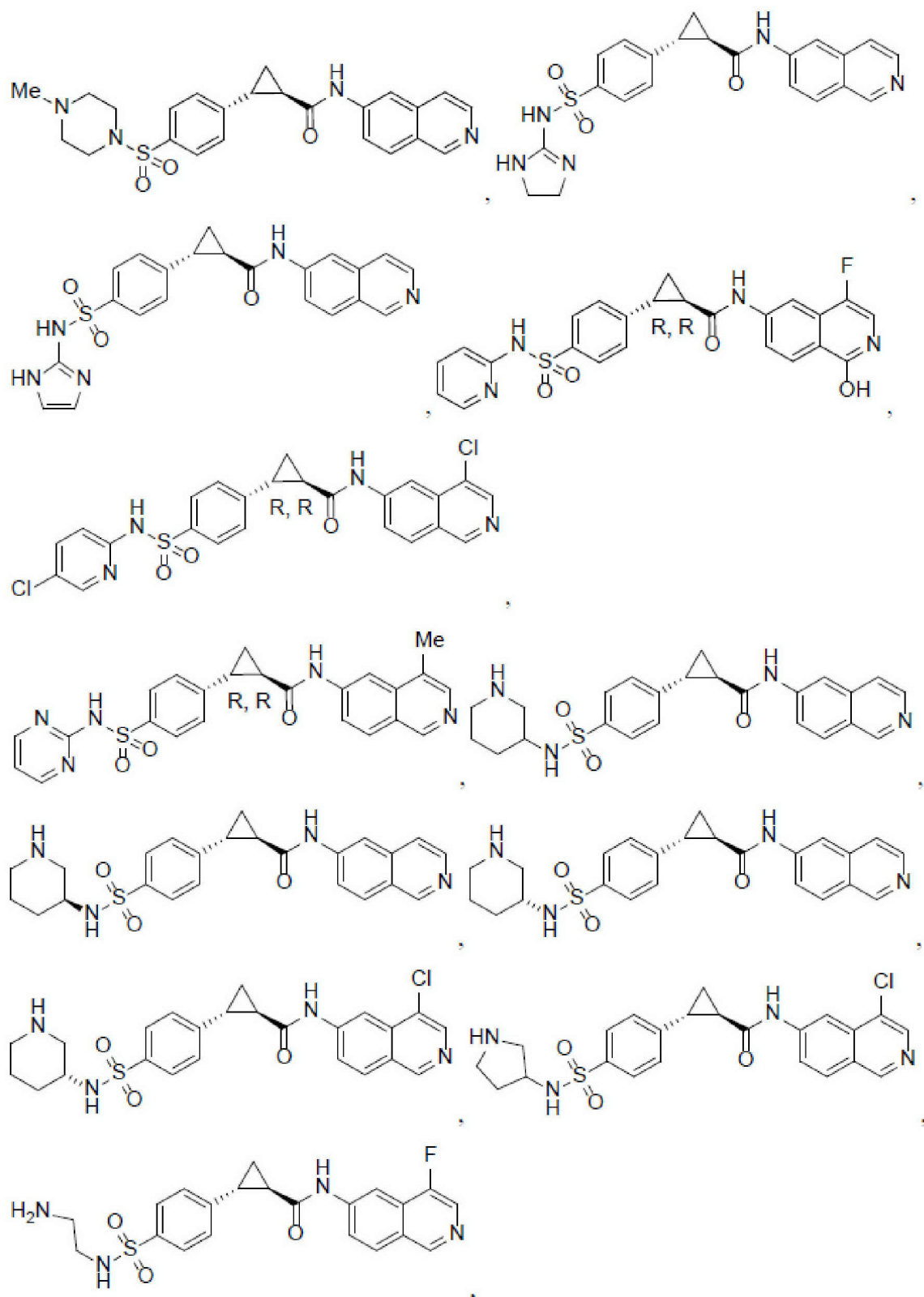


,



,





or a pharmaceutically acceptable salt thereof.

73. The compound of claim 1, wherein the compound is

79. A method of reducing intraocular pressure associated with ROCK or JAK kinase activity in a subject in need thereof, comprising administering to the subject the compound of one of any one of claims 1 to 74 or the composition of claim 75 or claim 75.

80. The method of claim 78 or claim 79, wherein the compound is administered topically to an eye of the subject

81. A method of modulating kinase activity in a cell, comprising contacting the cell with a compound of any of claims 1-74.

82. The method of claim 81, wherein the cell is in a subject (e.g., a human subject).

83. A kit comprising a compound or composition of any of claims 1-76 and instructions for use.

84. Use of the composition of any one of claims 1-74 for the manufacture of a medicament for treating an ocular disorder associated with ROCK or JAK kinase activity in a subject.

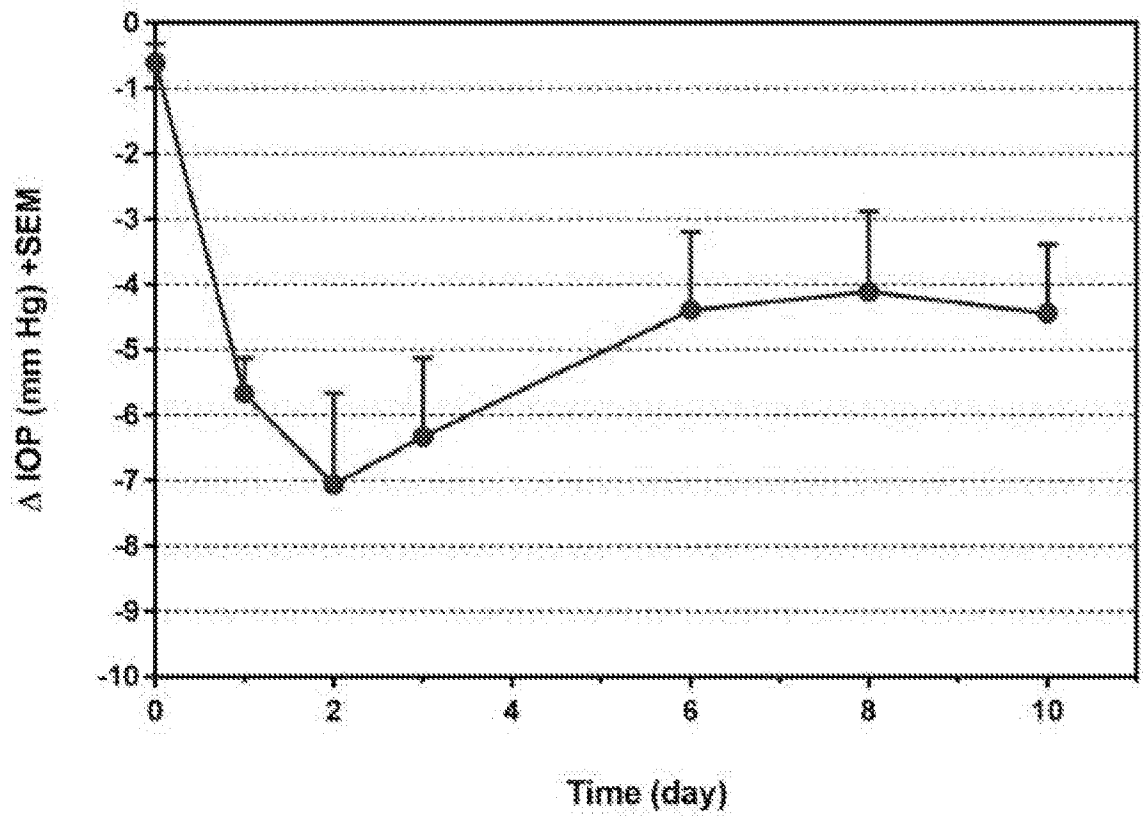


Fig. 1

1959002_00112_PCTApplication.txt
SEQUENCE LISTING

<110> Aerie Pharmaceuticals, Inc.

<120> ARYL CYCLOPROPYL-AMINO-ISOQUINOLINYL AMIDE COMPOUNDS

<130> 1959002.00112

<150> US 62/643,131

<151> 2018-03-14

<150> US 62/480,239

<151> 2017-03-31

<160> 2

<170> PatentIn version 3.5

<210> 1

<211> 10

<212> PRT

<213> Artificial Sequence

<220>

<223> RSK2 peptide

<400> 1

Lys Arg Arg Arg Leu Ser Ser Leu Arg Ala
1 5 10

<210> 2

<211> 12

<212> PRT

<213> Artificial Sequence

<220>

<223> Abl peptide

<400> 2

Glu Ala Ile Tyr Ala Ala Pro Phe Ala Lys Lys Lys
1 5 10