

(12) STANDARD PATENT
(19) AUSTRALIAN PATENT OFFICE

(11) Application No. **AU 2012271228 B2**

(54) Title
Antimicrobial compounds and methods of making and using the same

(51) International Patent Classification(s)
C07D 487/04 (2006.01) **A61P 31/00** (2006.01)
A61K 31/519 (2006.01)

(21) Application No: **2012271228** (22) Date of Filing: **2012.04.11**

(87) WIPO No: **WO12/173689**

(30) Priority Data

(31) Number	(32) Date	(33) Country
61/610,363	2012.03.13	US
61/476,138	2011.04.15	US
61/535,118	2011.09.15	US

(43) Publication Date: **2012.12.20**

(44) Accepted Journal Date: **2017.04.13**

(71) Applicant(s)
Melinta Therapeutics, Inc.

(72) Inventor(s)
Duffy, Erin M.;Bhattacharjee, Ashoke;Chen, Shili;Kanyo, Zoltan F.;Scheideman, Matthew;Tang, Yuanquing

(74) Agent / Attorney
Cullens Pty Ltd, Level 32 239 George Street, Brisbane, QLD, 4000, AU

(56) Related Art
WO 2011/047319 A2



- (51) **International Patent Classification:**
C07D 487/04 (2006.01) *A61P 31/00* (2006.01)
A61K 31/519 (2006.01)
- (21) **International Application Number:**
PCT/US2012/032994
- (22) **International Filing Date:**
11 April 2012 (11.04.2012)
- (25) **Filing Language:** English
- (26) **Publication Language:** English
- (30) **Priority Data:**
61/476,138 15 April 2011 (15.04.2011) US
61/535,118 15 September 2011 (15.09.2011) US
61/610,363 13 March 2012 (13.03.2012) US
- (71) **Applicant (for all designated States except US):** **RIB-X PHARMACEUTICALS, INC.** [US/US]; 300 George Street, Suite 301, New Haven, CT 06511 (US).
- (72) **Inventors; and**
- (75) **Inventors/Applicants (for US only):** **DUFFY, Erin, M.** [US/US]; 349 River Road, Deep River, CT 06417 (US). **BHATTACHARJEE, Ashoke** [US/US]; 461 Cardinal Lane, Cheshire, CT 06410 (US).
- (74) **Agents:** **ELRIFI, Ivor, R.** et al.; Mintz Levin Cohn Ferris Glovsky And Popeo, P.C., One Financial Center, Boston, MA 02111 (US).
- (81) **Designated States (unless otherwise indicated, for every kind of national protection available):** AE, AG, AL, AM, AO, AT, AU, AZ, BA, BB, BG, BH, BR, BW, BY, BZ, CA, CH, CL, CN, CO, CR, CU, CZ, DE, DK, DM, DO, DZ, EC, EE, EG, ES, FI, GB, GD, GE, GH, GM, GT, HN, HR, HU, ID, IL, IN, IS, JP, KE, KG, KM, KN, KP, KR, KZ, LA, LC, LK, LR, LS, LT, LU, LY, MA, MD, ME, MG, MK, MN, MW, MX, MY, MZ, NA, NG, NI, NO, NZ, OM, PE, PG, PH, PL, PT, QA, RO, RS, RU, RW, SC, SD, SE, SG, SK, SL, SM, ST, SV, SY, TH, TJ, TM, TN, TR, TT, TZ, UA, UG, US, UZ, VC, VN, ZA, ZM, ZW.
- (84) **Designated States (unless otherwise indicated, for every kind of regional protection available):** ARIPO (BW, GH, GM, KE, LR, LS, MW, MZ, NA, RW, SD, SL, SZ, TZ, UG, ZM, ZW), Eurasian (AM, AZ, BY, KG, KZ, MD, RU, TJ, TM), European (AL, AT, BE, BG, CH, CY, CZ, DE, DK, EE, ES, FI, FR, GB, GR, HR, HU, IE, IS, IT, LT, LU, LV, MC, MK, MT, NL, NO, PL, PT, RO, RS, SE, SI, SK, SM, TR), OAPI (BF, BJ, CF, CG, CI, CM, GA, GN, GQ, GW, ML, MR, NE, SN, TD, TG).
- Published:**
— with international search report (Art. 21(3))
— before the expiration of the time limit for amending the claims and to be republished in the event of receipt of amendments (Rule 48.2(h))
- (88) **Date of publication of the international search report:**
4 April 2013

(54) **Title:** ANTIMICROBIAL COMPOUNDS AND METHODS OF MAKING AND USING THE SAME

(57) **Abstract:** The present invention relates generally to the field of antimicrobial compounds and to methods of making and using them. These compounds are useful for treating, preventing, and reducing the risk of microbial infections in humans and animals.



**ANTIMICROBIAL COMPOUNDS AND
METHODS OF MAKING AND USING THE SAME**

RELATED APPLICATIONS

The present application claims priority to U.S. provisional application no. 61/476,138, filed April 15, 2011, U.S. provisional application no. 61/535,118, filed September 15, 2011, and U.S. provisional application no. 61/610,363, filed March 13, 2012. The contents of the
5 aforementioned applications are hereby incorporated by reference in their entirety.

FIELD OF THE INVENTION

The present invention relates generally to the field of antimicrobial compounds and to
10 methods of making and using them. These compounds are useful for treating, preventing, and reducing the risk of microbial infections in humans and animals.

BACKGROUND

Since the discovery of penicillin in the 1920s and streptomycin in the 1940s, many
15 new compounds have been discovered or specifically designed for use as antibiotic agents. It was once thought that infectious diseases could be completely controlled or eradicated with the use of such therapeutic agents. However, such views have been challenged because strains of cells or microorganisms resistant to currently effective therapeutic agents continue to evolve. Almost every antibiotic agent developed for clinical use has ultimately
20 encountered problems with the emergence of resistant bacteria. For example, resistant strains of Gram-positive bacteria such as methicillin-resistant staphylococci, penicillin-resistant streptococci, and vancomycin-resistant enterococci have developed. Resistant bacteria can cause serious and even fatal results for infected patients. *See, e.g.,* Lowry, F.D. "Antimicrobial Resistance: The Example of *Staphylococcus aureus*," *J. Clin. Invest.*, vol. 111, no. 9, pp. 1265–1273 (2003); and Gold, H.S. and Moellering, R.C., Jr., "Antimicrobial-
25 Drug Resistance," *N. Engl. J. Med.*, vol. 335, pp. 1445–53 (1996).

The discovery and development of new antibacterial agents have been for decades a major focus in many pharmaceutical companies. Nonetheless, in more recent years there has been an exodus of pharmaceutical companies from this area of research and drug
30 development. As a consequence of this exodus, there have been very few new antibiotics

entering the market. This lack of new antibiotics is particularly disturbing, especially at a time when bacterial resistance to current therapies is increasing both in the hospital and community settings.

5 In the search for new antibiotic agents, researchers have tried combining or linking various portions of antibiotic molecules to create multifunctional or hybrid compounds. Other researchers have tried making derivatives of known classes of antibiotics, e.g., telithromycin, which is sold under the trade name Ketek®, is a derivative of erythromycin. However, these approaches have met with limited success.

10 An approach to developing new antimicrobial compounds is to design modulators, for example, inhibitors, of bacterial ribosome function. By modulating or inhibiting bacterial ribosome function such antimicrobial compounds could interfere with essential processes such as RNA translation and protein synthesis, thereby providing an antimicrobial effect. In fact, some antibiotic compounds such as erythromycin, clindamycin, and linezolid are known to bind to the ribosome.

15 The present invention utilizes a structure based drug design approach for discovering and developing new antimicrobial agents. This approach starts with the high resolution X-ray crystal of the ribosome to design new classes of antimicrobial compounds having specific chemical structures, ribosome binding characteristics, and antimicrobial activity. This structure based drug discovery approach is described in the following publication:
20 Franceschi, F. and Duffy, E.M., "Structure-based drug design meets the ribosome", *Biochemical Pharmacology*, vol. 71, pp. 1016–1025 (2006).

Based on this structure based drug design approach, the present invention describes new chemical classes of antimicrobial compounds useful for treating bacterial infections in humans and animals. Without being limited by theories, these compounds are believed to
25 inhibit bacterial ribosome function by binding to the ribosome. By taking advantage of these ribosome binding sites, the antimicrobial compounds of the present invention can provide better activity, especially against resistant strains of bacteria, than current antibiotic compounds.

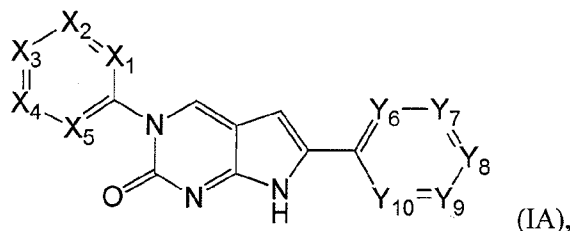
The present invention therefore fills an important ongoing need for providing new
30 antimicrobial agents, particularly for antimicrobial agents, having activity against resistant pathogenic bacterial organisms.

SUMMARY OF THE INVENTION

The present invention relates generally to the field of antimicrobial compounds and to methods of making and using them. These compounds and tautomers thereof are useful for treating, preventing, and reducing the risk of microbial infections in humans and animals.

- 5 The present invention also provides pharmaceutically acceptable salts, esters, and prodrugs of these compounds and tautomers.

In one aspect, the present invention relates to a compound having the formula:



or a tautomer thereof, or a pharmaceutically acceptable salt, ester, or prodrug of said

- 10 compound or tautomer, wherein

X_1 is CR^1 or N; X_2 is CR^2 or N; X_3 is CR^3 or N; X_4 is CR^4 or N; X_5 is CR^5 or N; with the proviso that X_1 , X_2 , X_3 , X_4 , and X_5 are not all N;

Y_6 is CR^6 or N; Y_7 is CR^7 or N; Y_8 is CR^8 or N; Y_9 is CR^9 or N; Y_{10} is CR^{10} or N; with the proviso that Y_6 , Y_7 , Y_8 , Y_9 , and Y_{10} are not all N; wherein

- 15 R^1 , R^2 , R^4 , R^5 , R^6 , R^7 , R^8 and R^{10} are each independently selected from (a) hydrogen, (b) F, (c) Cl, (d) Br, (e) I, (f) $-CF_3$, (g) $-CF_2H$, (h) $-CFH_2$, (i) $-OCF_3$, (j) $-OCF_2H$, (k) $-OCFH_2$, (l) $-OCH_3$, (m) $-CN$, (n) $-N_3$, (o) $-NO_2$, (p) $-NR^{11}R^{11}$, (q) $-NR^{11}C(O)R^{11}$, (r) $-C(O)NR^{11}R^{11}$, (s) $-OR^{11}$, (t) $-COH$, (u) $-CO(C_1-C_8 \text{ alkyl})$, (v) $-COR^{11}$, (w) $-NR^{11}(CNR^{11})NR^{11}R^{11}$, (x) $-S(O)_pR^{11}$, (y) $-NR^{11}S(O)_pR^{11}$, (z) $-SR^{11}$, (aa) $-SCF_3$, (bb) $-C(CF_3)H-NH-CHR^{11}R^{11}$, (cc) $-COOR^{11}$, (dd) $-(OCH_2CH_2)_tR^{11}$, (ee) $-(OCH_2CH_2)_tOR^{11}$, (ff) $-C_1-C_8 \text{ alkyl}$, (gg) $-C_2-C_8$ alkenyl, (hh) $-C_2-C_8 \text{ alkynyl}$, (ii) $-(C_1-C_8 \text{ alkyl})-(3-14 \text{ membered saturated, unsaturated, or aromatic heterocycle containing one or more heteroatoms selected from the group consisting of nitrogen, oxygen, and sulfur})$, (jj) $-(C_1-C_8 \text{ alkyl})-(3-14 \text{ membered saturated, unsaturated, or aromatic carbocycle})$, (kk) $-haloalkyl$, (ll) $-3-14 \text{ membered saturated, unsaturated, or aromatic heterocycle containing one or more heteroatoms selected from the group consisting of nitrogen, oxygen, and sulfur}$, (mm) $-3-14 \text{ membered saturated, unsaturated, or aromatic carbocycle}$, and (nn) $-CHR^{11}-NH-(3-14 \text{ membered saturated, unsaturated, or aromatic})$
- 20
- 25

heterocycle containing one of more heteroatoms selected from the group consisting of nitrogen, oxygen, and sulfur);

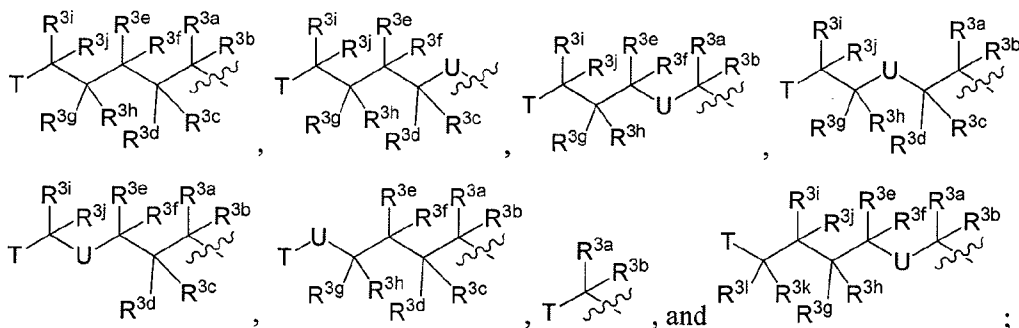
wherein each (ff) through (nn) is optionally substituted with one or more R^{12} ;
 alternatively, wherein two substituents selected from R^6 , R^7 , and R^8 are taken together with
 5 the carbon atom to which they are attached to form (a) –3–7 membered saturated or
 unsaturated carbocyclic or (b) –3–7 membered saturated or unsaturated heterocyclic ring
 containing one or more heteroatoms selected from the group consisting of nitrogen, oxygen,
 and sulfur; wherein each (a) through (b) is optionally substituted with one or more R^{12} ;

10 each R^{11} is independently selected from (a) hydrogen, (b) halogen, (c) –OH, (d) –SH,
 (e) –(C₁–C₈ alkyl)OH, (f) –OCF₃, (g) –OCF₂H, (h) –OCFH₂, (i) –OCH₃, (j) –OR¹², (k) –
 COR¹², (l) –CN, (m) –NO₂, (n) –CONH₂, (o) –CONR¹²R¹², (p) –COCH₃, (q) –S(O)_pCH₃, (r)
 –S(O)_pNR¹²R¹², (s) –SR¹², (t) –C(O)OH, (u) –C(O)OR¹², (v) –N₃, (w) –NH₂, (x) –
 NR¹²C(O)R¹², (y) –NH(C₁–C₈ alkyl), (z) –N(C₁–C₈ alkyl)₂, (aa) –C₁–C₈ alkyl, (bb) –C₂–C₈
 15 alkenyl, (cc) –C₂–C₈ alkynyl, (dd) –haloalkyl, (ee) –(C₁–C₈ alkyl)–(3–14 membered
 saturated, unsaturated, or aromatic heterocycle containing one or more heteroatoms selected
 from the group consisting of nitrogen, oxygen, and sulfur), (ff) –(C₁–C₈ alkyl)–(3–14
 membered saturated, unsaturated, or aromatic carbocycle), (gg) –3–14 membered saturated,
 unsaturated, or aromatic heterocycle containing one or more heteroatoms selected from the
 20 group consisting of nitrogen, oxygen, and sulfur, (hh) –3–14 membered saturated,
 unsaturated, or aromatic carbocycle, and (ii) –(C=NH)NR¹²R¹²;

wherein each (y) through (hh) is optionally substituted with one or more R^{12} ;

alternatively two R^{11} substituents are taken together to form (a) –3–7 membered
 saturated or unsaturated carbocyclic or (b) –3–7 membered saturated or unsaturated
 25 heterocyclic ring containing one or more heteroatoms selected from the group consisting of
 nitrogen, oxygen, and sulfur, wherein each (a) through (b) is optionally substituted with one
 or more R^{12} ;

R^3 is selected from:



wherein R^{3a}, R^{3b}, R^{3c}, R^{3d}, R^{3e}, R^{3f}, R^{3g}, R^{3h}, R³ⁱ, R^{3j}, R^{3k}, and R^{3l} are each independently selected from (a) hydrogen, (b) halogen, (c) -CN, (d) -N₃, (e) -NO₂, (f) -OCF₃, (g) -OCF₂H, (h) -OCFH₂, (i) -OCH₃, (j) -OR¹¹, (k) -C(O)R¹¹, (l) -C(O)NR¹¹R¹¹, (m) -NH₂, (n) -NR¹¹R¹¹, (o) -NR¹¹C(O)R¹¹, (p) -S(O)_pR¹¹, (q) -C(O)OH, (r) -C(O)OR¹¹, (s) -C₁-C₈ alkyl, (t) -C₂-C₈ alkenyl, (u) -C₂-C₈ alkynyl, (v) haloalkyl, (w) -3-14 membered saturated, unsaturated, or aromatic heterocycle containing one or more heteroatoms selected from the group consisting of nitrogen, oxygen, and sulfur, and (x) -3-14 membered saturated, unsaturated, or aromatic carbocycle;

wherein each (s) through (x) is optionally substituted with one or more R¹²;

alternatively, one or more pairs of substituents selected from R^{3a} and R^{3b}, R^{3c} and R^{3d}, R^{3e} and R^{3f}, R^{3g} and R^{3h}, R³ⁱ and R^{3j}, and R^{3k} and R^{3l} are taken together with the carbon atom to which they are attached to form (a) -3-7 membered saturated or unsaturated carbocyclic, (b) -3-7 membered saturated or unsaturated heterocyclic ring containing one or more heteroatoms selected from the group consisting of nitrogen, oxygen, and sulfur, (c) an exo carbon-carbon double bond, (d) carbonyl group, or (e) thiocarbonyl group;

wherein each (a) through (b) is optionally substituted with one or more R¹²;

alternatively, wherein two substituents selected from R^{3a}, R^{3b}, R^{3c}, R^{3d}, R^{3e}, R^{3f}, R^{3g}, R^{3h}, R³ⁱ, R^{3j}, R^{3k}, and R^{3l} on different carbon atoms are taken together with the intervening atoms to which they are attached to form (a) -3-7 membered saturated or unsaturated carbocyclic or (b) -3-7 membered saturated or unsaturated heterocyclic ring containing one or more heteroatoms selected from the group consisting of nitrogen, oxygen, and sulfur;

wherein each (a) through (b) is optionally substituted with one or more R¹²;

alternatively, wherein two substituents selected from R^{3a}, R^{3b}, R^{3c}, R^{3d}, R^{3e}, R^{3f}, R^{3g}, R^{3h}, R³ⁱ, R^{3j}, R^{3k}, and R^{3l} on two adjacent carbon atoms are taken together with the bond between said adjacent carbon atoms form a substituted or unsubstituted carbon-carbon double

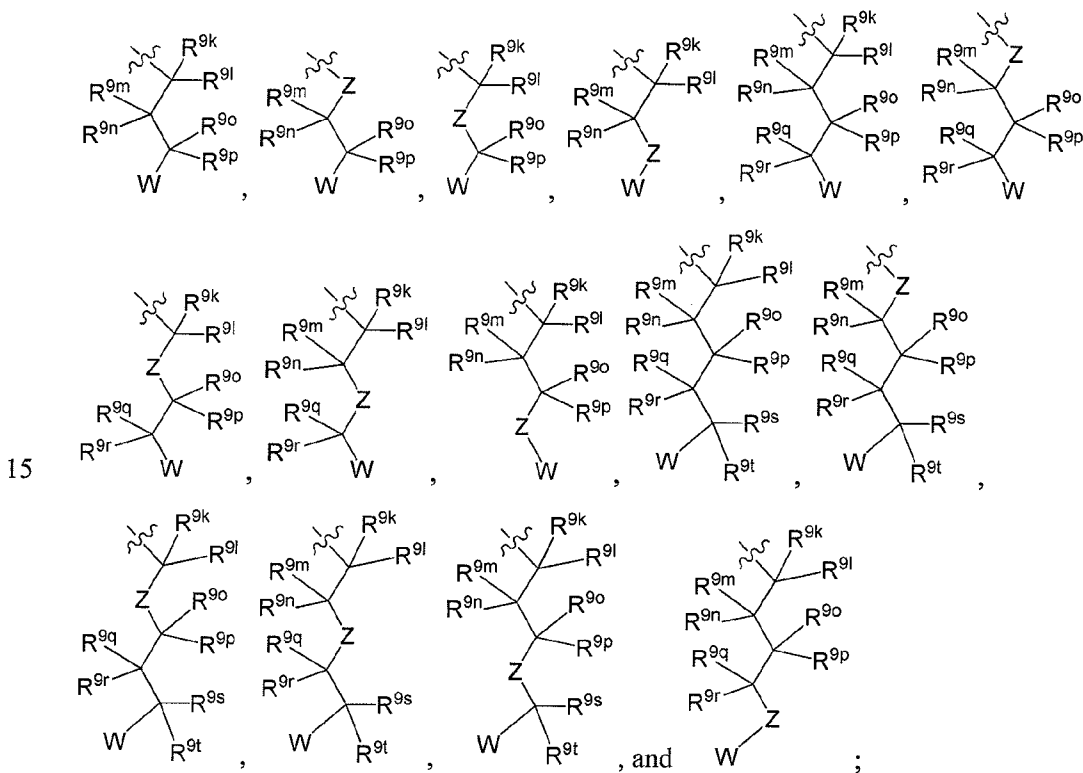
bond, or wherein four substituents selected from R^{3a} , R^{3b} , R^{3c} , R^{3d} , R^{3e} , R^{3f} , R^{3g} , R^{3h} , R^{3i} , R^{3j} , R^{3k} , and R^{3l} on two adjacent carbon atoms are taken together with the bond between said adjacent carbon atoms form a carbon-carbon triple bond;

U is selected from $-O-$, $-S(O)_p-$, $-NR^{11}-$, $-(C=O)-$, $-NR^{11}(C=O)-$, $-(C=O)NR^{11}-$, $-S(O)_pNR^{11}-$, $-NR^{11}S(O)_p-$, $-NR^{11}S(O)_pNR^{11}-$, and $-NR^{11}C(O)NR^{11}-$;

T is selected from $-NR^{11}R^{11}$, $-NR^{11}(C=O)OR^{11}$, $-NR^{11}(C=NR^{11})NR^{11}R^{11}$, and OR^{11} ;
alternatively, one R^{11} and one substituent selected from R^{3a} , R^{3b} , R^{3c} , R^{3d} , R^{3e} , R^{3f} , R^{3g} , R^{3h} , R^{3i} , R^{3j} , R^{3k} , and R^{3l} are taken together with the intervening atoms to which they are attached to form (a) $-3-7$ membered saturated or unsaturated carbocyclic or (b) $-3-7$ membered saturated or unsaturated heterocyclic ring containing one or more heteroatoms selected from the group consisting of nitrogen, oxygen, and sulfur;

wherein each (a) through (b) is optionally substituted with one or more R^{12} ;

R^9 is selected from:



(o) $-C(O)NR^{11}R^{11}$, (p) $-NR^{11}C(O)R^{11}$, (q) $-S(O)_pR^{11}$, (r) $-C_1-C_8$ alkyl, (s) $-C_2-C_8$ alkenyl, (t) $-C_1-C_8$ alkynyl, (u) haloalkyl, (v) $-3-14$ membered saturated, unsaturated, or aromatic heterocycle containing one or more heteroatoms selected from the group consisting of nitrogen, oxygen, and sulfur, and (w) $-3-14$ membered saturated, unsaturated, or aromatic carbocycle;

wherein each (r) through (w) is optionally substituted with one or more R^{12} ;

alternatively, one or more pairs of substituents selected from R^{9k} and R^{9l} , R^{9m} and R^{9n} , R^{9o} and R^{9p} , R^{9q} and R^{9r} , and R^{9s} and R^{9t} are taken together with the carbon atom to which they are attached to form (a) $3-7$ membered saturated or unsaturated carbocyclic, (b) $3-7$ membered saturated or unsaturated heterocyclic ring containing one or more heteroatoms selected from the group consisting of nitrogen, oxygen, and sulfur, (c) an exo carbon-carbon double bond, (d) carbonyl group, or (e) thiocarbonyl group;

wherein each (a) through (c) is optionally substituted with one or more R^{12} ;

alternatively, two substituents selected from R^{9k} , R^{9l} , R^{9m} , R^{9n} , R^{9o} , R^{9p} , R^{9q} , R^{9r} , R^{9s} , and R^{9t} on different carbon atoms are taken together with the intervening atoms to which they are attached to form (a) $-3-7$ membered saturated or unsaturated carbocyclic or (b) $-3-7$ membered saturated or unsaturated heterocyclic ring containing one or more heteroatoms selected from the group consisting of nitrogen, oxygen, and sulfur;

wherein each (a) through (b) is optionally substituted with one or more R^{12} ;

alternatively, two substituents selected from R^{9k} , R^{9l} , R^{9m} , R^{9n} , R^{9o} , R^{9p} , R^{9q} , R^{9r} , R^{9s} , and R^{9t} on two adjacent carbon atoms are taken together with the bond between said adjacent carbon atoms form a substituted or unsubstituted carbon-carbon double bond, or four substituents selected from R^{9k} , R^{9l} , R^{9m} , R^{9n} , R^{9o} , R^{9p} , R^{9q} , R^{9r} , R^{9s} , and R^{9t} on two adjacent carbon atoms are taken together with the bond between said adjacent carbon atoms form a carbon-carbon triple bond;

Z is selected from $-O-$, $-S(O)_p-$, $-NR^{11}-$, $-(C=O)-$, $-NR^{11}(C=O)-$, $-(C=O)NR^{11}-$, $-S(O)_pNR^{11}-$, $-NR^{11}S(O)_p-$, $-NR^{11}S(O)_pNR^{11}-$, and $-NR^{11}C(O)NR^{11}-$;

W is selected from $-NR^{11}R^{11}$, $-NR^{11}(CO)OR^{11}$, $-NR^{11}(C=NR^{11})NR^{11}R^{11}$, and $-OR^{11}$;

alternatively, one R^{11} and one substituent selected from R^{9k} , R^{9l} , R^{9m} , R^{9n} , R^{9o} , R^{9p} , R^{9q} , R^{9r} , R^{9s} , and R^{9t} are taken together with the intervening atoms to which they are attached to form (a) $-3-7$ membered saturated or unsaturated carbocyclic or (b) $-3-7$ membered

saturated or unsaturated heterocyclic ring containing one or more heteroatoms selected from the group consisting of nitrogen, oxygen, and sulfur;

wherein each (a) through (b) is optionally substituted with one or more R^{12} ;

R^{12} is independently selected from (a) hydrogen, (b) halogen, (c) $-OH$, (d) $-SH$, (e) $-(C_1-C_8 \text{ alkyl})OH$, (f) $-OCF_3$, (g) $-OCH_3$, (h) $-OCF_2H$, (i) $-OCFH_2$, (j) $-O(C_1-C_8 \text{ alkyl})$, (k) $-CN$, (l) $-NO_2$, (m) $-CONH_2$, (n) $C(O)NH(C_1-C_8 \text{ alkyl})$, (o) $C(O)N(C_1-C_8 \text{ alkyl})_2$, (p) $-COH$, (q) $-COCH_3$, (r) $-S(O)_pCH_3$, (s) $-S(O)_pN(C_1-C_8 \text{ alkyl})_2$, (t) $-S(C_1-C_8 \text{ alkyl})$, (u) $-C(O)OH$, (v) $-C(O)O(C_1-C_8 \text{ alkyl})$, (w) $-N_3$, (x) $-NHC(O)(C_1-C_8 \text{ alkyl})$, (y) $-N(C_1-C_8 \text{ alkyl})C(O)(C_1-C_8 \text{ alkyl})$, (z) $-NH_2$, (aa) $-NH(C_1-C_8 \text{ alkyl})$, (bb) $-N(C_1-C_8 \text{ alkyl})_2$, (cc) $-C_1-C_8 \text{ alkyl}$, (dd) $-C_2-C_8 \text{ alkenyl}$, (ee) $-C_2-C_8 \text{ alkynyl}$, (ff) $-haloalkyl$, (gg) $-(C_1-C_8 \text{ alkyl})-(3-14 \text{ membered saturated, unsaturated, or aromatic heterocycle containing one or more heteroatoms selected from the group consisting of nitrogen, oxygen, and sulfur})$, (hh) $-(C_1-C_8 \text{ alkyl})-(3-14 \text{ membered saturated, unsaturated, or aromatic carbocycle})$, (ii) $-3-14 \text{ membered saturated, unsaturated, or aromatic heterocycle containing one or more heteroatoms selected from the group consisting of nitrogen, oxygen, and sulfur}$, (jj) $-3-14 \text{ membered saturated, unsaturated, or aromatic carbocycle}$, (kk) $-(C=NH)NH_2$, (ll) $-C(=NH)NH_2$, (mm) $-C(O)R^{13}$, (nn) $=O$, and (oo) $=NR^{13}$;

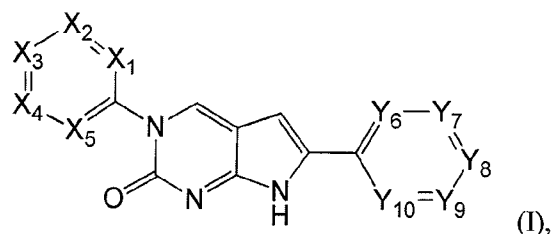
wherein each (aa) through (jj) is optionally substituted with one or more R^{13} ;

R^{13} is independently selected from (a) hydrogen, (b) halogen, (c) $-C_1-C_8 \text{ alkyl}$, (d) $-C_2-C_8 \text{ alkenyl}$, (e) $-C_2-C_8 \text{ alkynyl}$, (f) $-haloalkyl$, (g) $-OH$, (h) $-OC_1-C_8 \text{ alkyl}$, (i) $-OC_2-C_8 \text{ alkenyl}$, (j) $-OC_2-C_8 \text{ alkynyl}$, (k) $-OCF_3$, (l) $-OCH_3$, (m) $-OCF_2H$, (n) $-OCFH_2$, (o) $-NH_2$, (p) $-CN$, (q) $-N_3$, (r) $-S(O)_pC_1-C_8 \text{ alkyl}$, (s) $-3-14 \text{ membered saturated, unsaturated, or aromatic heterocycle containing one or more heteroatoms selected from the group consisting of nitrogen, oxygen, and sulfur}$, and (t) $-3-14 \text{ membered saturated, unsaturated, or aromatic carbocycle}$;

p is 0, 1, or 2; and

t is 0, 1, or 2.

In one aspect, the present invention relates to a compound or a tautomer thereof, or a pharmaceutically acceptable salt, ester, or prodrug of said compound or tautomer, having the formula:



or a tautomer thereof, or a pharmaceutically acceptable salt, ester, or prodrug of said compound or tautomer, wherein

X_1 is CR^1 or N; X_2 is CR^2 or N; X_3 is CR^3 or N; X_4 is CR^4 or N; X_5 is CR^5 or N; with the proviso that X_1 , X_2 , X_3 , X_4 , and X_5 are not all N;

Y_6 is CR^6 or N; Y_7 is CR^7 or N; Y_8 is CR^8 or N; Y_9 is CR^9 or N; Y_{10} is CR^{10} or N; with the proviso that Y_6 , Y_7 , Y_8 , Y_9 , and Y_{10} are not all N; wherein

R^1 , R^2 , R^4 , R^5 , R^6 , R^7 , R^8 and R^{10} are each independently selected from (a) hydrogen, (b) F, (c) Cl, (d) Br, (e) I, (f) $-CF_3$, (g) $-CF_2H$, (h) $-CFH_2$, (i) $-OCF_3$, (j) $-OCF_2H$, (k) $-OCFH_2$, (l) $-OCH_3$, (m) $-CN$, (n) $-N_3$, (o) $-NO_2$, (p) $-NR^{11}R^{11}$, (q) $-NR^{11}(CO)R^{11}$, (r) $-(CO)NR^{11}R^{11}$, (s) $-OR^{11}$, (t) $-COH$, (u) $-CO(C_1-C_8 \text{ alkyl})$, (v) $-COR^{11}$, (w) $-NR^{11}(CNR^{11})NR^{11}R^{11}$, (x) $-S(O)_pR^{11}$, (y) $-NR^{11}S(O)_pR^{11}$, (z) $-SR^{11}$, (aa) $-SCF_3$, (bb) $-C(CF_3)H-NH-CHR^{11}R^{11}$, (cc) $-COOR^{11}$, (dd) $-(OCH_2CH_2)_tR^{11}$, (ee) $-(OCH_2CH_2)_tOR^{11}$, (ff) $-C_1-C_8 \text{ alkyl}$, (gg) $-C_2-C_8 \text{ alkenyl}$, (hh) $-C_2-C_8 \text{ alkynyl}$, (ii) $-(C_1-C_8 \text{ alkyl})-(3-14 \text{ membered saturated, unsaturated, or aromatic heterocycle containing one or more heteroatoms selected from the group consisting of nitrogen, oxygen, and sulfur})$, (jj) $-(C_1-C_8 \text{ alkyl})-(3-14 \text{ membered saturated, unsaturated, or aromatic carbocycle})$, (kk) $-haloalkyl$, (ll) $-(3-14 \text{ membered saturated, unsaturated, or aromatic heterocycle containing one or more heteroatoms selected from the group consisting of nitrogen, oxygen, and sulfur})$, (mm) $-(3-14 \text{ membered saturated, unsaturated, or aromatic carbocycle})$, and (nn) $-CHR^{11}-NH-(3-14 \text{ membered saturated, unsaturated, or aromatic heterocycle containing one or more heteroatoms selected from the group consisting of nitrogen, oxygen, and sulfur})$;

wherein each (ff) through (nn) is optionally substituted with one or more R^{12} ;

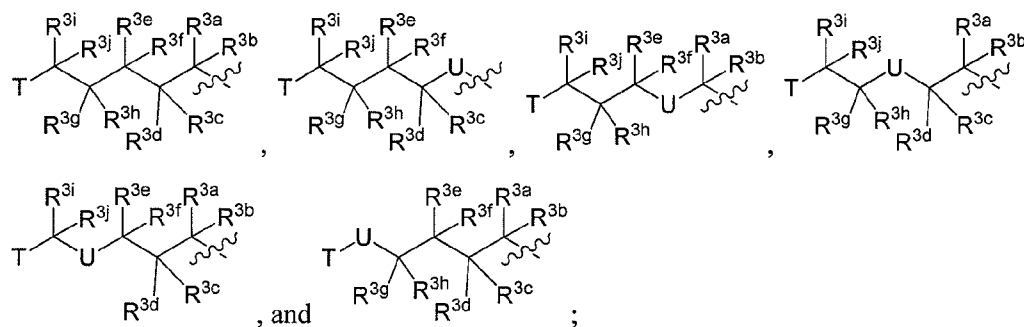
each R^{11} is independently selected from (a) hydrogen, (b) halogen, (c) $-CF_3$, (d) $-CF_2H$, (e) $-CFH_2$, (f) $-OH$, (g) $-SH$, (h) $-(C_1-C_8 \text{ alkyl})OH$, (i) $-OCF_3$, (j) $-OCF_2H$, (k) $-OCFH_2$, (l) $-OCH_3$, (m) $-OR^{12}$, (n) $-COR^{12}$, (o) $-CN$, (p) $-NO_2$, (q) $-CONH_2$, (r) $-CONR^{12}R^{12}$, (s) $-C(O)CH_3$, (t) $-S(O)_pCH_3$, (u) $-S(O)_pNR^{12}R^{12}$, (v) $-SR^{12}$, (w) $-C(O)OH$, (x)

- $-\text{C}(\text{O})\text{OR}^{12}$, (y) $-\text{N}_3$, (z) $-\text{NH}_2$, (aa) $-\text{NR}^{12}\text{C}(\text{O})\text{R}^{12}$, (bb) $-\text{NH}(\text{C}_1-\text{C}_8 \text{ alkyl})$, (cc) $-\text{N}(\text{C}_1-\text{C}_8 \text{ alkyl})_2$, (dd) $-\text{C}_1-\text{C}_8 \text{ alkyl}$, (ee) $-\text{C}_2-\text{C}_8 \text{ alkenyl}$, (ff) $-\text{C}_2-\text{C}_8 \text{ alkynyl}$, (gg) $-\text{haloalkyl}$, (hh) $-(\text{C}_1-\text{C}_8 \text{ alkyl})-(3-14 \text{ membered saturated, unsaturated, or aromatic heterocycle containing one or more heteroatoms selected from the group consisting of nitrogen, oxygen, and sulfur})$,
 5 (ii) $-(\text{C}_1-\text{C}_8 \text{ alkyl})-(3-14 \text{ membered saturated, unsaturated, or aromatic carbocycle})$, (jj) $3-14 \text{ membered saturated, unsaturated, or aromatic heterocycle containing one or more heteroatoms selected from the group consisting of nitrogen, oxygen, and sulfur}$, (kk) $3-14 \text{ membered saturated, unsaturated, or aromatic carbocycle}$, and (ll) $-(\text{C}=\text{NH})\text{NR}^{12}\text{R}^{12}$;

wherein each (bb) through (kk) is optionally substituted with one or more R^{12} ;

- 10 alternatively two R^{11} substituents are taken together to form (a) 3-7 membered saturated or unsaturated carbocyclic or (b) 3-7 membered saturated or unsaturated heterocyclic ring containing one or more heteroatoms selected from the group consisting of nitrogen, oxygen, and sulfur, wherein each (a) through (b) is optionally substituted with one or more R^{12} ;

- 15 R^3 is selected from:



- 20 wherein R^{3a} , R^{3b} , R^{3c} , R^{3d} , R^{3e} , R^{3f} , R^{3g} , R^{3h} , R^{3i} , and R^{3j} are each independently selected from (a) hydrogen, (b) halogen, (c) $-\text{CH}_3$, (d) $-\text{CF}_3$, (e) $-\text{CF}_2\text{H}$, (f) $-\text{CFH}_2$, (g) $-\text{OCF}_3$, (h) $-\text{OCF}_2\text{H}$, (i) $-\text{OCFH}_2$, (j) $-\text{OCH}_3$, (k) $-\text{OR}^{11}$, (l) $-\text{C}_1-\text{C}_8 \text{ alkyl}$, (m) haloalkyl, (n) $3-14 \text{ membered saturated, unsaturated, or aromatic heterocycle containing one or more heteroatoms selected from the group consisting of nitrogen, oxygen, and sulfur}$, and (o) $3-14 \text{ membered saturated, unsaturated, or aromatic carbocycle}$;

wherein each (l) through (o) is optionally substituted with one or more R^{12} ;

- 25 alternatively, one or more pairs of substituents selected from R^{3a} and R^{3b} , R^{3c} and R^{3d} , R^{3e} and R^{3f} , R^{3g} and R^{3h} , and R^{3i} and R^{3j} are taken together with the carbon atom to which they are attached to form (a) $3-7 \text{ membered saturated or unsaturated carbocyclic}$, (b) $3-7$

membered saturated or unsaturated heterocyclic ring containing one or more heteroatoms selected from the group consisting of nitrogen, oxygen, and sulfur, (c) an exo carbon-carbon double bond, (d) carbonyl group, or (e) thiocarbonyl group;

wherein each (a) through (b) is optionally substituted with one or more R^{12} ;

5 alternatively, wherein two substituents selected from R^{3a} , R^{3b} , R^{3c} , R^{3d} , R^{3e} , R^{3f} , R^{3g} , R^{3h} , R^{3i} , and R^{3j} on different carbon atoms are taken together with the intervening atoms to which they are attached to form (a) –3–7 membered saturated or unsaturated carbocyclic or (b) –3–7 membered saturated or unsaturated heterocyclic ring containing one or more heteroatoms selected from the group consisting of nitrogen, oxygen, and sulfur;

10 wherein each (a) through (b) is optionally substituted with one or more R^{12} ;

alternatively, wherein two substituents selected from R^{3a} , R^{3b} , R^{3c} , R^{3d} , R^{3e} , R^{3f} , R^{3g} , R^{3h} , R^{3i} , and R^{3j} on two adjacent carbon atoms are taken together with the bond between said adjacent carbon atoms form a substituted or unsubstituted carbon-carbon double bond, or wherein four substituents selected from R^{3a} , R^{3b} , R^{3c} , R^{3d} , R^{3e} , R^{3f} , R^{3g} , R^{3h} , R^{3i} , and R^{3j} on
15 two adjacent carbon atoms are taken together with the bond between said adjacent carbon atoms form a carbon-carbon triple bond;

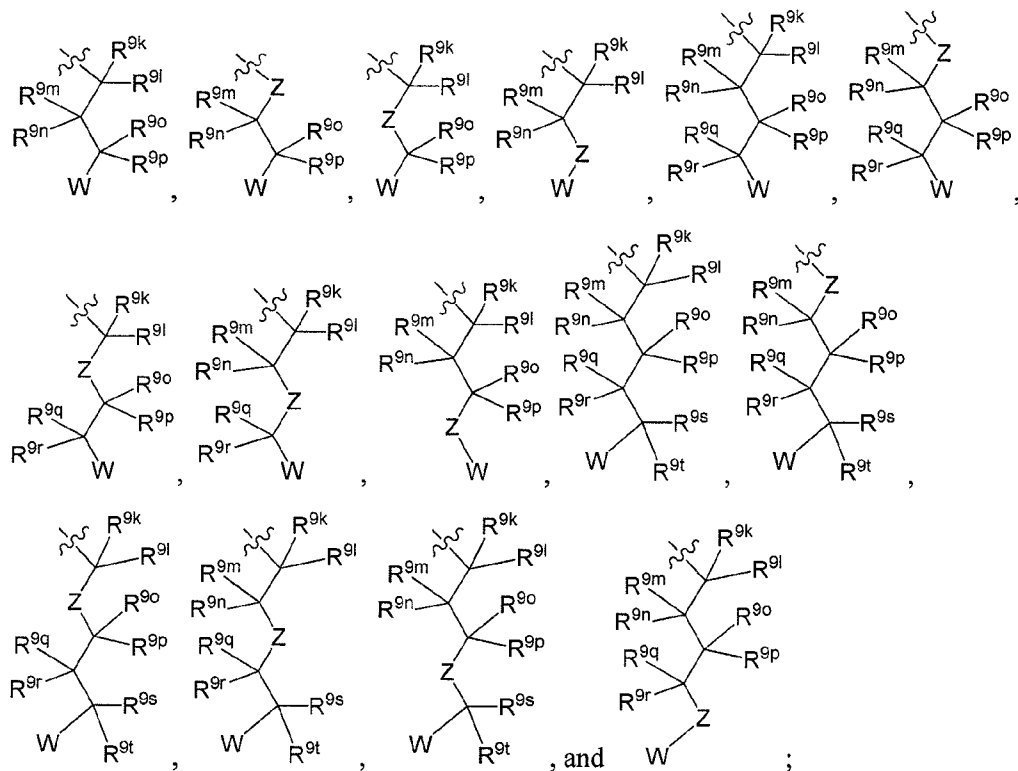
U is selected from $-O-$, $-S(O)_p-$, $-NR^{11}-$, $-(C=O)-$, $-NR^{11}(C=O)-$, $-(C=O)NR^{11}-$, $-S(O)_pNR^{11}-$, $-NR^{11}S(O)_p-$ and $-NR^{11}S(O)_pNR^{11}-$;

T is selected from $-NR^{11}R^{11}$, $-NR^{11}(C=O)OR^{11}$, $-NR^{11}(C=NR^{11})NR^{11}R^{11}$, and OR^{11} ;

20 alternatively, one R^{11} and one substituent selected from R^{3a} , R^{3b} , R^{3c} , R^{3d} , R^{3e} , R^{3f} , R^{3g} , R^{3h} , R^{3i} , and R^{3j} are taken together with the intervening atoms to which they are attached to form (a) –3–7 membered saturated or unsaturated carbocyclic or (b) –3–7 membered saturated or unsaturated heterocyclic ring containing one or more heteroatoms selected from the group consisting of nitrogen, oxygen, and sulfur;

25 wherein each (a) through (b) is optionally substituted with one or more R^{12} ;

R^9 is selected from:



- wherein R^{9k} , R^{9l} , R^{9m} , R^{9n} , R^{9o} , R^{9p} , R^{9q} , R^{9r} , R^{9s} , and R^{9t} are each independently
- 5 selected from (a) hydrogen, (b) halogen, (c) $-\text{CH}_3$, (d) $-\text{CF}_3$, (e) $-\text{CF}_2\text{H}$, (f) $-\text{CFH}_2$, (g) $-\text{OCF}_3$, (h) $-\text{OCH}_3$, (i) $-\text{OCF}_2\text{H}$, (j) $-\text{OCFH}_2$, (k) $-\text{OR}^{11}$, (l) $-\text{C}_1-\text{C}_8$ alkyl, (m) haloalkyl, (n) 3–14 membered saturated, unsaturated, or aromatic heterocycle containing one or more heteroatoms selected from the group consisting of nitrogen, oxygen, and sulfur, and (o) 3–14 membered saturated, unsaturated, or aromatic carbocycle;
- 10 wherein each (l) through (o) is optionally substituted with one or more R^{12} ;
- alternatively, one or more pairs of substituents selected from R^{9k} and R^{9l} , R^{9m} and R^{9n} , R^{9o} and R^{9p} , R^{9q} and R^{9r} , and R^{9s} and R^{9t} are taken together with the carbon atom to which they are attached to form (a) 3–7 membered saturated or unsaturated carbocyclic, (b) 3–7 membered saturated or unsaturated heterocyclic ring containing one or more heteroatoms
- 15 selected from the group consisting of nitrogen, oxygen, and sulfur, (c) an exo carbon-carbon double bond, (d) carbonyl group, and (e) thiocarbonyl group;

wherein each (a) through (c) is optionally substituted with one or more R^{12} ;

alternatively, two substituents selected from R^{9k} , R^{9l} , R^{9m} , R^{9n} , R^{9o} , R^{9p} , R^{9q} , R^{9r} , R^{9s} , and R^{9t} on different carbon atoms are taken together with the intervening atoms to which they

unsaturated, or aromatic carbocycle, (ll) $-(C=NH)NH_2$, (mm) $-C(O)NH(C_1-C_8 \text{ alkyl})$, (nn) $-C(O)N(C_1-C_8 \text{ alkyl})_2$, and (oo) $-C(=NH)NH_2$;

p is 0, 1, or 2; and

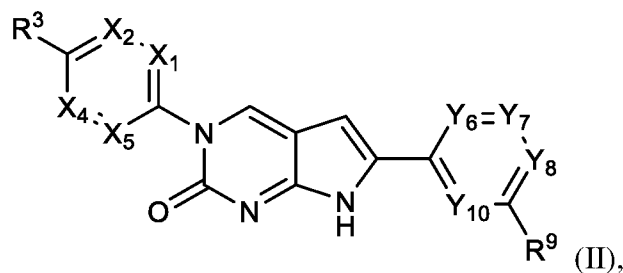
t is 0, 1, or 2.

In addition, the invention provides methods of synthesizing the foregoing compounds and tautomers thereof, and pharmaceutically acceptable salts, esters and prodrugs of said compounds and tautomers. Following synthesis, an effective amount of one or more of the compounds or tautomers thereof, or pharmaceutically acceptable salts, esters or prodrugs of said compounds or tautomers can be formulated with a pharmaceutically acceptable carrier for administration to a human or animal for use as antimicrobial agents, particularly as antibacterial agents. In certain embodiments, the compounds of the present invention are useful for treating, preventing, or reducing the risk of microbial infections or for the manufacture of a medicament for treating, preventing, or reducing the risk of microbial infections. Accordingly, the compounds or tautomers thereof, or pharmaceutically acceptable salts, esters, or prodrugs of said compounds or tautomers or their formulations can be administered, for example, via oral, parenteral, intravenous, otic, ophthalmic, nasal, or topical routes, to provide an effective amount of the compound or tautomer thereof, or pharmaceutically acceptable salt, ester or prodrug of said compound or tautomer to the human or animal.

The foregoing and other aspects and embodiments of the invention can be more fully understood by reference to the following detailed description and claims.

Definitions of specific embodiments of the invention as claimed herein follow.

According to a first embodiment of the invention, there is provided a compound having the formula:

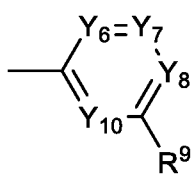


or a tautomer thereof, or a pharmaceutically acceptable salt, ester or prodrug of said compound or tautomer, wherein:

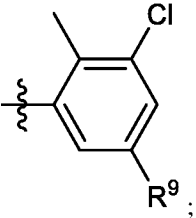
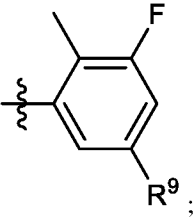
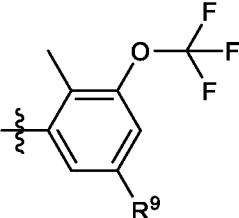
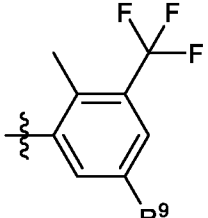
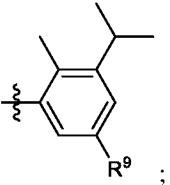
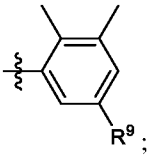
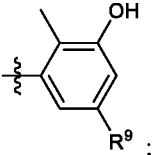
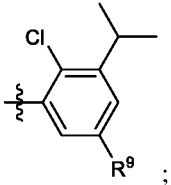
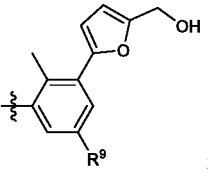
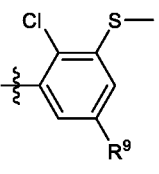
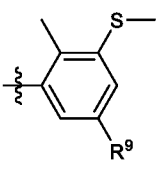
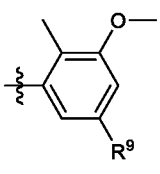
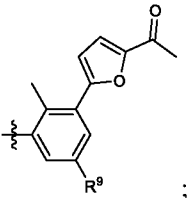
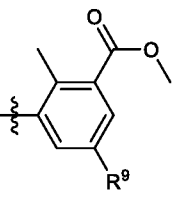
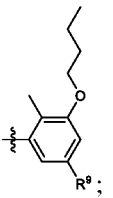
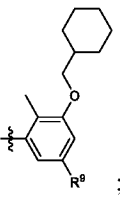
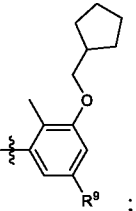
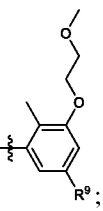
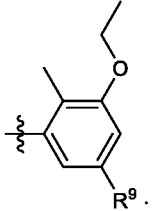
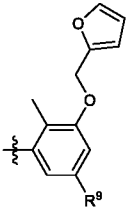
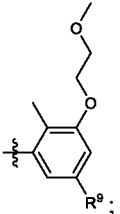
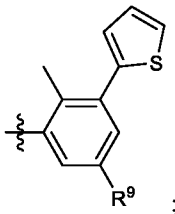
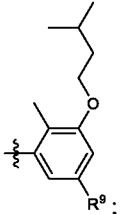
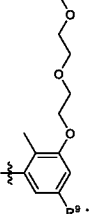
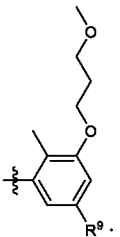
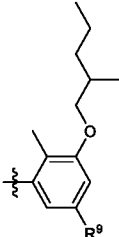
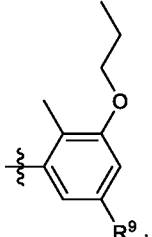
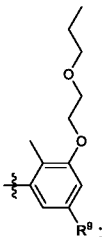
X_1 is CR^1 or N; X_2 is CR^2 or N; X_4 is CR^4 or N; X_5 is CR^5 or N;

R^1 , R^2 , R^4 and R^5 are each independently selected from: (a) hydrogen; (b) F; (c) Cl; (d) Br; (e) I; (f) $-\text{CF}_3$; (g) $-\text{CF}_2\text{H}$; (h) $-\text{CFH}_2$; (i) $-\text{OCF}_3$; (j) $-\text{OCF}_2\text{H}$; (k) $-\text{OCFH}_2$; (l) $-\text{OCH}_3$; (m) $-\text{CN}$; (n) $-\text{N}_3$; (o) $-\text{NO}_2$; (p) $-\text{NR}^{11}\text{R}^{11}$; (q) $-\text{NR}^{11}\text{C}(\text{O})\text{R}^{11}$; (r) $-\text{C}(\text{O})\text{NR}^{11}\text{R}^{11}$; (s) $-\text{OR}^{11}$; (t) $-\text{COH}$; (u) $-\text{CO}(\text{C}_1\text{--C}_8 \text{ alkyl})$; (v) $-\text{COR}^{11}$; (w) $-\text{NR}^{11}(\text{CNR}^{11})\text{NR}^{11}\text{R}^{11}$; (x) $-\text{S}(\text{O})_p\text{R}^{11}$; (y) $-\text{NR}^{11}\text{S}(\text{O})_p\text{R}^{11}$; (z) $-\text{SR}^{11}$; (aa) $-\text{SCF}_3$; (bb) $-\text{C}(\text{CF}_3)\text{H-NH-CHR}^{11}\text{R}^{11}$; (cc) $-\text{COOR}^{11}$; (dd) $-(\text{OCH}_2\text{CH}_2)_t\text{R}^{11}$; (ee) $-(\text{OCH}_2\text{CH}_2)_t\text{OR}^{11}$; (ff) $-\text{C}_1\text{--C}_8 \text{ alkyl}$; (gg) $-\text{C}_2\text{--C}_8 \text{ alkenyl}$; (hh) $-\text{C}_2\text{--C}_8 \text{ alkynyl}$; (ii) $-(\text{C}_1\text{--C}_8 \text{ alkyl})-(3\text{--}14 \text{ membered saturated, unsaturated or aromatic heterocycle containing one or more heteroatoms selected from the group consisting of nitrogen, oxygen and sulfur})$; (jj) $-(\text{C}_1\text{--C}_8 \text{ alkyl})-(3\text{--}14 \text{ membered saturated, unsaturated or aromatic carbocycle})$; (kk) $-\text{haloalkyl}$; (ll) $-(3\text{--}14 \text{ membered saturated, unsaturated or aromatic heterocycle containing one or more heteroatoms selected from the group consisting of nitrogen, oxygen and sulfur})$; (mm) $-(3\text{--}14 \text{ membered saturated, unsaturated or aromatic carbocycle})$; and (nn) $-\text{CHR}^{11}\text{-NH-}(3\text{--}14 \text{ membered saturated, unsaturated or aromatic heterocycle containing one or more heteroatoms selected from the group consisting of nitrogen, oxygen and sulfur})$,

wherein each of (ff) through (nn) is optionally substituted with one or more R^{12} ;



is selected from the group consisting of:

 ;	 ;	 ;	 ;
 ;	 ;	 ;	 ;
 ;	 ;	 ;	 ;
 ;	 ;	 ;	 ;
 ;	 ;	 ;	 ;
 ;	 ;	 ;	 ;
 ;	 ;	 ;	 ;

and				

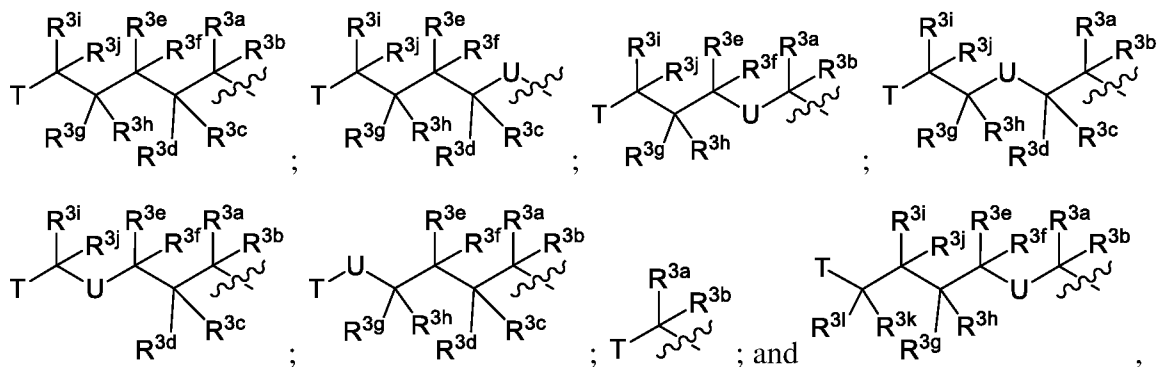
each R^{11} is independently selected from: (a) hydrogen; (b) halogen; (c) $-OH$; (d) $-SH$; (e) $-(C_1-C_8 \text{ alkyl})OH$; (f) $-OCF_3$; (g) $-OCF_2H$; (h) $-OCFH_2$; (i) $-OCH_3$; (j) $-OR^{12}$; (k) $-COR^{12}$; (l) $-CN$; (m) $-NO_2$; (n) $-CONH_2$; (o) $-CONR^{12}R^{12}$; (p) $-COCH_3$; (q) $-S(O)_pCH_3$; (r) $-S(O)_pNR^{12}R^{12}$; (s) $-SR^{12}$; (t) $-C(O)OH$; (u) $-C(O)OR^{12}$; (v) $-N_3$; (w) $-NH_2$; (x) $-NR^{12}C(O)R^{12}$;

(y) $-\text{NH}(\text{C}_1-\text{C}_8 \text{ alkyl})$; (z) $-\text{N}(\text{C}_1-\text{C}_8 \text{ alkyl})_2$; (aa) $-\text{C}_1-\text{C}_8 \text{ alkyl}$; (bb) $-\text{C}_2-\text{C}_8 \text{ alkenyl}$; (cc) $-\text{C}_2-\text{C}_8 \text{ alkynyl}$; (dd) $-\text{haloalkyl}$; (ee) $-(\text{C}_1-\text{C}_8 \text{ alkyl})-(3-14 \text{ membered saturated, unsaturated or aromatic heterocycle containing one or more heteroatoms selected from the group consisting of nitrogen, oxygen and sulfur})$; (ff) $-(\text{C}_1-\text{C}_8 \text{ alkyl})-(3-14 \text{ membered saturated, unsaturated or aromatic carbocycle})$; (gg) $-(3-14 \text{ membered saturated, unsaturated or aromatic heterocycle containing one or more heteroatoms selected from the group consisting of nitrogen, oxygen and sulfur})$; (hh) $-(3-14 \text{ membered saturated, unsaturated or aromatic carbocycle})$; and (ii) $-(\text{C}=\text{NH})\text{NR}^{12}\text{R}^{12}$;

wherein each of (y) through (hh) is optionally substituted with one or more R^{12} ;

alternatively two R^{11} substituents are taken together to form (a) $-(3-7 \text{ membered saturated or unsaturated carbocyclic or (b) } 3-7 \text{ membered saturated or unsaturated heterocyclic ring containing one or more heteroatoms selected from the group consisting of nitrogen, oxygen and sulfur, wherein each of (a) through (b) is optionally substituted with one or more } \text{R}^{12}$;

R^3 is selected from:



wherein R^{3a} , R^{3b} , R^{3c} , R^{3d} , R^{3e} , R^{3f} , R^{3g} , R^{3h} , R^{3i} , R^{3j} , R^{3k} and R^{3l} are each independently selected from: (a) hydrogen; (b) halogen; (c) $-\text{CN}$; (d) $-\text{N}_3$; (e) $-\text{NO}_2$; (f) $-\text{OCF}_3$; (g) $-\text{OCF}_2\text{H}$; (h) $-\text{OCF}_2\text{H}$; (i) $-\text{OCH}_3$; (j) $-\text{OR}^{11}$; (k) $-\text{C}(\text{O})\text{R}^{11}$; (l) $-\text{C}(\text{O})\text{NR}^{11}\text{R}^{11}$; (m) $-\text{NH}_2$; (n) $-\text{NR}^{11}\text{R}^{11}$; (o) $-\text{NR}^{11}\text{C}(\text{O})\text{R}^{11}$; (p) $-\text{S}(\text{O})_p\text{R}^{11}$; (q) $-\text{C}(\text{O})\text{OH}$; (r) $-\text{C}(\text{O})\text{OR}^{11}$; (s) $-\text{C}_1-\text{C}_8 \text{ alkyl}$; (t) $-\text{C}_2-\text{C}_8 \text{ alkenyl}$; (u) $-\text{C}_2-\text{C}_8 \text{ alkynyl}$; (v) $-\text{haloalkyl}$; (w) $-(3-14 \text{ membered saturated, unsaturated or aromatic heterocycle containing one or more heteroatoms selected from the group consisting of nitrogen, oxygen and sulfur})$; and (x) $-(3-14 \text{ membered saturated, unsaturated or aromatic carbocycle})$,

wherein each of (s) through (x) is optionally substituted with one or more R^{12} ;

alternatively, one or more pairs of substituents selected from R^{3a} and R^{3b} , R^{3c} and R^{3d} , R^{3e} and R^{3f} , R^{3g} and R^{3h} , R^{3i} and R^{3j} , and R^{3k} and R^{3l} are taken together with the carbon atom to which they are attached to form (a) $-(3-7 \text{ membered saturated or unsaturated carbocyclic, (b) } -$

3–7 membered saturated or unsaturated heterocyclic ring containing one or more heteroatoms selected from the group consisting of nitrogen, oxygen and sulfur, (c) an exo carbon-carbon double bond, (d) carbonyl group or (e) thiocarbonyl group,

wherein each of (a) through (b) is optionally substituted with one or more R^{12} ;

alternatively, wherein two substituents selected from R^{3a} , R^{3b} , R^{3c} , R^{3d} , R^{3e} , R^{3f} , R^{3g} , R^{3h} , R^{3i} , R^{3j} , R^{3k} and R^{3l} on different carbon atoms are taken together with the intervening atoms to which they are attached to form (a) –3–7 membered saturated or unsaturated carbocyclic or (b) –3–7 membered saturated or unsaturated heterocyclic ring containing one or more heteroatoms selected from the group consisting of nitrogen, oxygen and sulfur,

wherein each of (a) through (b) is optionally substituted with one or more R^{12} ;

alternatively, wherein two substituents selected from R^{3a} , R^{3b} , R^{3c} , R^{3d} , R^{3e} , R^{3f} , R^{3g} , R^{3h} , R^{3i} , R^{3j} , R^{3k} and R^{3l} on two adjacent carbon atoms are taken together with the bond between said adjacent carbon atoms form a substituted or unsubstituted carbon-carbon double bond, or wherein four substituents selected from R^{3a} , R^{3b} , R^{3c} , R^{3d} , R^{3e} , R^{3f} , R^{3g} , R^{3h} , R^{3i} , R^{3j} , R^{3k} and R^{3l} on two adjacent carbon atoms are taken together with the bond between said adjacent carbon atoms form a carbon-carbon triple bond;

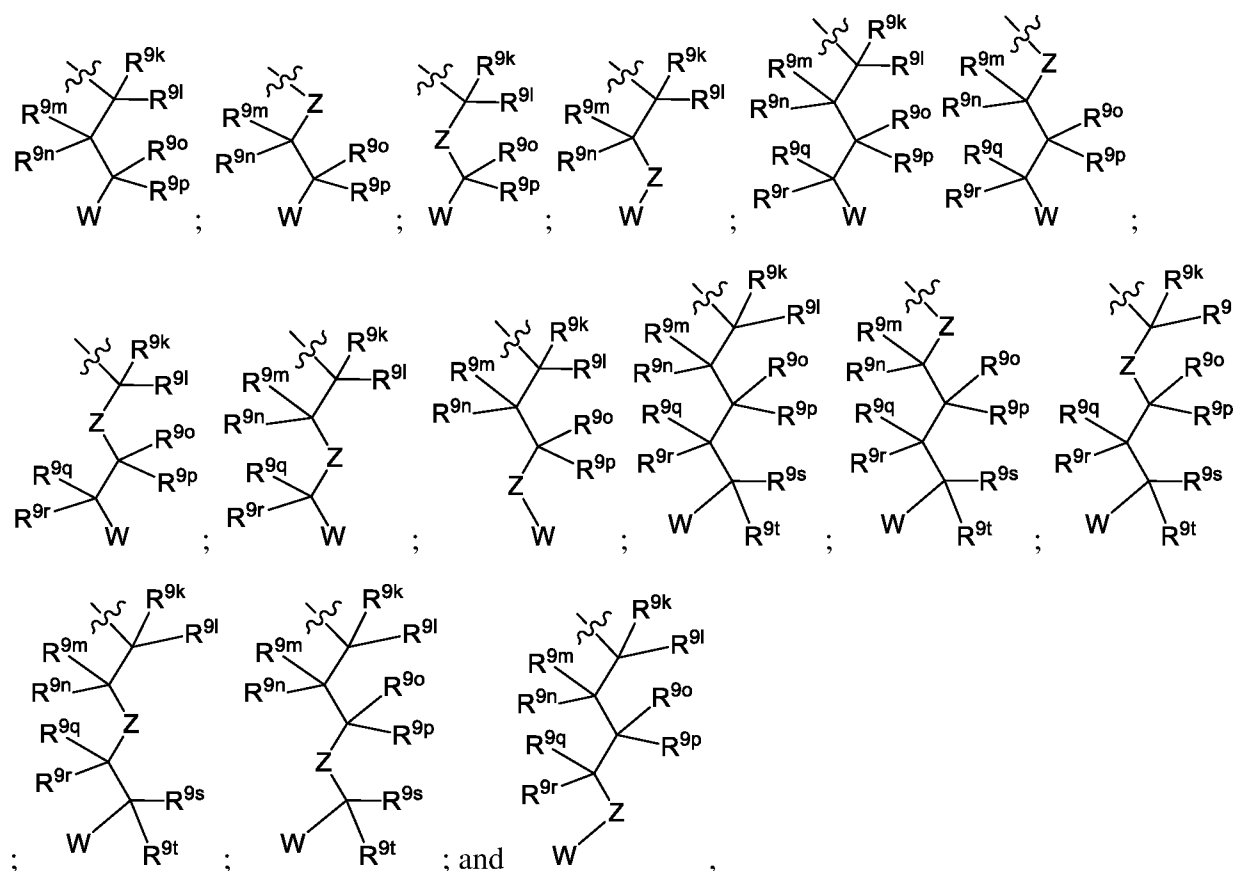
U is selected from $-O-$, $-S(O)_p-$, $-NR^{11}-$, $-(C=O)-$, $-NR^{11}(C=O)-$, $-(C=O)NR^{11}-$, $-S(O)_pNR^{11}-$, $-NR^{11}S(O)_p-$, $-NR^{11}S(O)_pNR^{11}-$ and $-NR^{11}C(O)NR^{11}-$;

T is selected from $-NR^{11}R^{11}$, $-NR^{11}(C=O)OR^{11}$, $-NR^{11}(C=NR^{11})NR^{11}R^{11}$ and OR^{11} ;

alternatively, one R^{11} and one substituent selected from R^{3a} , R^{3b} , R^{3c} , R^{3d} , R^{3e} , R^{3f} , R^{3g} , R^{3h} , R^{3i} , R^{3j} , R^{3k} and R^{3l} are taken together with the intervening atoms to which they are attached to form (a) –3–7 membered saturated or unsaturated carbocyclic or (b) –3–7 membered saturated or unsaturated heterocyclic ring containing one or more heteroatoms selected from the group consisting of nitrogen, oxygen and sulfur,

wherein each of (a) through (b) is optionally substituted with one or more R^{12} ;

R^9 is selected from:



wherein R^{9k} , R^{9l} , R^{9m} , R^{9n} , R^{9o} , R^{9p} , R^{9q} , R^{9r} , R^{9s} , and R^{9t} are each independently

- 5 selected from: (a) hydrogen; (b) halogen; (c) $-\text{CN}$; (d) $-\text{N}_3$; (e) $-\text{NO}_2$; (f) $-\text{OCF}_3$; (g) $-\text{OCH}_3$; (h) $-\text{OCF}_2\text{H}$; (i) $-\text{OCFH}_2$; (j) $-\text{OR}^{11}$; (k) $-\text{NH}_2$; (l) $-\text{NR}^{11}\text{R}^{11}$; (m) $-\text{C(O)}\text{R}^{11}$; (n) $-\text{C(O)}\text{OR}^{11}$; (o) $-\text{C(O)}\text{NR}^{11}\text{R}^{11}$; (p) $-\text{NR}^{11}\text{C(O)}\text{R}^{11}$; (q) $-\text{S(O)}_p\text{R}^{11}$; (r) $-\text{C}_1-\text{C}_8$ alkyl; (s) $-\text{C}_2-\text{C}_8$ alkenyl; (t) $-\text{C}_1-\text{C}_8$ alkynyl; (u) haloalkyl; (v) $-3-14$ membered saturated, unsaturated or aromatic heterocycle containing one or more heteroatoms selected from the group consisting of nitrogen, oxygen and sulfur; and (w) $-3-14$ membered saturated, unsaturated or aromatic carbocycle,

wherein each of (r) through (w) is optionally substituted with one or more R^{12} ;

- alternatively, one or more pairs of substituents selected from R^{9k} and R^{9l} , R^{9m} and R^{9n} , R^{9o} and R^{9p} , R^{9q} and R^{9r} , and R^{9s} and R^{9t} are taken together with the carbon atom to which they are attached to form: (a) $3-7$ membered saturated or unsaturated carbocyclic; (b) $3-7$ membered saturated or unsaturated heterocyclic ring containing one or more heteroatoms selected from the group consisting of nitrogen, oxygen and sulfur; (c) an exo carbon-carbon double bond; (d) carbonyl group; or (e) thiocarbonyl group,

wherein each of (a) through (c) is optionally substituted with one or more R^{12} ;

- alternatively, two substituents selected from R^{9k} , R^{9l} , R^{9m} , R^{9n} , R^{9o} , R^{9p} , R^{9q} , R^{9r} , R^{9s} and R^{9t} on different carbon atoms are taken together with the intervening atoms to which they are attached to form (a) $-3-7$ membered saturated or unsaturated carbocyclic or (b) $-3-7$

membered saturated or unsaturated heterocyclic ring containing one or more heteroatoms selected from the group consisting of nitrogen, oxygen and sulfur,

wherein each of (a) through (b) is optionally substituted with one or more R^{12} ;

alternatively, two substituents selected from R^{9k} , R^{9l} , R^{9m} , R^{9n} , R^{9o} , R^{9p} , R^{9q} , R^{9r} , R^{9s} and R^{9t} on two adjacent carbon atoms are taken together with the bond between said adjacent carbon atoms form a substituted or unsubstituted carbon-carbon double bond, or four substituents selected from R^{9k} , R^{9l} , R^{9m} , R^{9n} , R^{9o} , R^{9p} , R^{9q} , R^{9r} , R^{9s} and R^{9t} on two adjacent carbon atoms are taken together with the bond between said adjacent carbon atoms form a carbon-carbon triple bond;

Z is selected from $-O-$, $-S(O)_p-$, $-NR^{11}-$, $-(C=O)-$, $-NR^{11}(C=O)-$, $-(C=O)NR^{11}-$, $-S(O)_pNR^{11}-$, $-NR^{11}S(O)_p-$, $-NR^{11}S(O)_pNR^{11}-$ and $-NR^{11}C(O)NR^{11}-$;

W is selected from $-NR^{11}R^{11}$, $-NR^{11}(CO)OR^{11}$, $-NR^{11}(C=NR^{11})NR^{11}R^{11}$ and $-OR^{11}$;

alternatively, one R^{11} and one substituent selected from R^{9k} , R^{9l} , R^{9m} , R^{9n} , R^{9o} , R^{9p} , R^{9q} , R^{9r} , R^{9s} and R^{9t} are taken together with the intervening atoms to which they are attached to form

(a) $-3-7$ membered saturated or unsaturated carbocyclic or (b) $-3-7$ membered saturated or unsaturated heterocyclic ring containing one or more heteroatoms selected from the group consisting of nitrogen, oxygen and sulfur,

wherein each of (a) through (b) is optionally substituted with one or more R^{12} ;

R^{12} is independently selected from: (a) hydrogen; (b) halogen; (c) $-OH$; (d) $-SH$; (e) $-(C_1-C_8 \text{ alkyl})OH$; (f) $-OCF_3$; (g) $-OCH_3$; (h) $-OCF_2H$; (i) $-OCFH_2$; (j) $-O(C_1-C_8 \text{ alkyl})$; (k) $-CN$; (l) $-NO_2$; (m) $-CONH_2$; (n) $C(O)NH(C_1-C_8 \text{ alkyl})$; (o) $C(O)N(C_1-C_8 \text{ alkyl})_2$; (p) $-COH$; (q) $-COCH_3$; (r) $-S(O)_pCH_3$; (s) $-S(O)_pN(C_1-C_8 \text{ alkyl})_2$; (t) $-S(C_1-C_8 \text{ alkyl})$; (u) $-C(O)OH$; (v) $-C(O)O(C_1-C_8 \text{ alkyl})$; (w) $-N_3$; (x) $-NHC(O)(C_1-C_8 \text{ alkyl})$; (y) $-N(C_1-C_8 \text{ alkyl})C(O)(C_1-C_8 \text{ alkyl})$; (z) $-NH_2$; (aa) $-NH(C_1-C_8 \text{ alkyl})$; (bb) $-N(C_1-C_8 \text{ alkyl})_2$; (cc) $-C_1-C_8 \text{ alkyl}$; (dd) $-C_2-C_8 \text{ alkenyl}$; (ee) $-C_2-C_8 \text{ alkynyl}$; (ff) $-haloalkyl$; (gg) $-(C_1-C_8 \text{ alkyl})-(3-14 \text{ membered saturated, unsaturated or aromatic heterocycle containing one or more heteroatoms selected from the group consisting of nitrogen, oxygen and sulfur})$; (hh) $-(C_1-C_8 \text{ alkyl})-(3-14 \text{ membered saturated, unsaturated or aromatic carbocycle})$; (ii) $-3-14 \text{ membered saturated, unsaturated or aromatic heterocycle containing one or more heteroatoms selected from the group consisting of nitrogen, oxygen and sulfur}$; (jj) $-3-14 \text{ membered saturated, unsaturated or aromatic carbocycle}$; (kk) $-(C=NH)NH_2$; (ll) $-C(=NH)NH_2$; (mm) $-C(O)R^{13}$; (nn) $=O$; and (oo) $=NR^{13}$,

wherein each of (aa) through (jj) is optionally substituted with one or more R^{13} ;

R^{13} is independently selected from (a) hydrogen; (b) halogen; (c) $-C_1-C_8$ alkyl; (d) $-C_2-C_8$ alkenyl; (e) $-C_2-C_8$ alkynyl; (f) haloalkyl; (g) $-OH$; (h) $-OC_1-C_8$ alkyl; (i) $-OC_2-C_8$ alkenyl; (j) $-OC_2-C_8$ alkynyl; (k) $-OCF_3$; (l) $-OCH_3$; (m) $-OCF_2H$; (n) $-OCFH_2$; (o) $-NH_2$; (p) $-CN$; (q) $-N_3$; (r) $-S(O)_pC_1-C_8$ alkyl; (s) $-3-14$ membered saturated, unsaturated or aromatic heterocycle containing one or more heteroatoms selected from the group consisting of nitrogen, oxygen and sulfur; and (t) $-3-14$ membered saturated, unsaturated or aromatic carbocycle;

p is 0, 1 or 2; and

t is 0, 1 or 2.

According to a second embodiment of the invention, there is provided a pharmaceutical composition comprising the compound of the first embodiment or the tautomer thereof, or a pharmaceutically acceptable salt, ester or prodrug of said compound or tautomer, and a pharmaceutically acceptable carrier.

According to a third embodiment of the invention, there is provided a method of treating, preventing or reducing the risk of a disease state in a human or animal comprising administering to the human or animal in need thereof an effective amount of the compound of the first embodiment or the tautomer thereof, or a pharmaceutically acceptable salt, ester or prodrug of said compound or tautomer.

According to a fourth embodiment of the invention, there is provided a method of treating, preventing or reducing a microbial infection in a human or animal comprising administering to the human or animal an effective amount of the compound of the first embodiment or a tautomer thereof, or a pharmaceutically acceptable salt, ester or prodrug of said compound or tautomer.

According to a fifth embodiment of the invention, there is provided use of the compound of the first embodiment or the tautomer thereof, or a pharmaceutically acceptable salt, ester or prodrug of said compound or tautomer in the manufacture of a medicament for treating, preventing or reducing a microbial infection in a human or animal.

According to a sixth embodiment of the invention, there is provided a method of treating, preventing or reducing the risk of a microbial infection in a human or animal, said method comprising administering to the human or animal an effective amount of the compound of the first embodiment or the tautomer thereof, or a pharmaceutically acceptable salt, ester or prodrug of said compound or tautomer, wherein the microbial infection is selected from the group consisting of:

a skin infection, a Gram positive infection, a Gram negative infection, nosocomial pneumonia, community acquired pneumonia, post-viral pneumonia, hospital acquired

pneumonia/ventilator associated pneumonia, a respiratory tract infection such as chronic respiratory tract infection (CRTI), acute pelvic infection, a skin infection including an acute bacterial skin and skin structure infection (ABSSSI) and an uncomplicated skin and skin structure infection (uSSSI), a complicated intra-abdominal infection, a urinary tract infection, bacteremia, septicemia, endocarditis, an atrio-ventricular shunt infection, a vascular access infection, meningitis, surgical prophylaxis, a peritoneal infection, a bone infection, a joint infection, a methicillin-resistant *Staphylococcus aureus* infection, a vancomycin-resistant *Enterococci* infection, a linezolid-resistant organism infection, a *Bacillus anthracis* infection, a *Francisella tularensis* infection, a *Yersinia pestis* infection and tuberculosis.

According to a seventh embodiment of the invention, there is provided a method of treating, preventing or reducing the risk of a microbial infection in a human or animal, said method comprising administering to the human or animal an effective amount of the compound of the first embodiment or the tautomer thereof, or a pharmaceutically acceptable salt, ester or prodrug of said compound or tautomer,

wherein said infection is caused by or involves one or more microorganisms selected from: *Acinetobacter* spp. (*Acinetobacter baumannii*), *Bacteroides distasonis*, *Bacteroides fragilis*, *Bacteroides ovatus*, *Bacteroides thetaiotaomicron*, *Bacteroides uniformis*, *Bacteroides vulgatus*, *Citrobacter freundii*, *Citrobacter koser*, *Clostridium clostridioforme*, *Clostridium perfringens*, *Enterobacter aerogenes*, *Enterobacter cloacae*, *Enterococcus faecalis*, *Enterococcus* spp., *Escherichia coli*, *Eubacterium lentum*, *Fusobacterium* spp., *Haemophilus influenzae*, *Haemophilus parainfluenzae*, *Klebsiella pneumoniae*, *Klebsiella oxytoca*, *Legionella pneumophila*, *Moraxella catarrhalis*, *Morganella morganii*, *Mycoplasma* spp., *Peptostreptococcus* spp., *Porphyromonas asaccharolytica*, *Prevotella bivia*, *Proteus mirabilis*, *Proteus vulgaris*, *Providencia rettgeri*, *Providencia stuartii*, *Pseudomonas aeruginosa*, *Serratia marcescens*, *Streptococcus anginosus*, *Staphylococcus aureus*, *Staphylococcus epidermidis*, *Stenotrophomonas maltophilia*, *Streptococcus agalactiae*, *Streptococcus constellatus*, *Streptococcus pneumoniae*, *Streptococcus pyogenes* and *Streptococcus pyogenes*.

According to an eighth embodiment of the invention, there is provided a method of synthesizing the compound of the first embodiment or the tautomer thereof, or a pharmaceutically acceptable salt, ester or prodrug of said compound or tautomer.

According to a ninth embodiment of the invention, there is provided a medical device containing the compound of the first embodiment or the tautomer thereof, or a pharmaceutically acceptable salt, ester or prodrug of said compound or tautomer.

The term “comprise” and variants of the term such as “comprises” or “comprising” are used herein to denote the inclusion of a stated integer or stated integers but not to exclude any other integer or any other integers, unless in the context or usage an exclusive interpretation of the term is required.

Any reference to publications cited in this specification is not an admission that the disclosures constitute common general knowledge.

DETAILED DESCRIPTION OF THE INVENTION

The present invention provides a family of compounds or tautomers thereof that can be used as antimicrobial agents, more particularly as antibacterial agents.

The present invention also includes pharmaceutically acceptable salts, esters, and prodrugs of said compounds and tautomers.

The compounds or tautomers thereof, or pharmaceutically acceptable salts, esters, or prodrugs of said compounds or tautomers described herein can have asymmetric centers.

Compounds or tautomers thereof or pharmaceutically acceptable salts, esters, or prodrugs of said compounds or tautomers of the present invention containing an asymmetrically

[Text continues on page 15]

substituted atom can be isolated in optically active or racemic forms. It is well known in the art how to prepare optically active forms, such as by resolution of racemic forms or by synthesis from optically active starting materials. Many geometric isomers of olefins, C=N double bonds, and the like can also be present in the compounds or tautomers thereof, or
5 pharmaceutically acceptable salts, esters, or prodrugs of said compounds or tautomers described herein, and all such stable isomers are contemplated in the present invention. Cis and trans geometric isomers of the compounds or tautomers thereof, or pharmaceutically acceptable salts, esters, or prodrugs of said compounds or tautomers of the present invention are described and can be isolated as a mixture of isomers or as separate isomeric forms. All
10 chiral, diastereomeric, racemic, and geometric isomeric forms of a structure are intended, unless specific stereochemistry or isomeric form is specifically indicated. All processes used to prepare compounds or tautomers thereof, or pharmaceutically acceptable salts, esters, or prodrugs of said compounds or tautomers of the present invention and intermediates made therein are considered to be part of the present invention. All tautomers of shown or
15 described compounds are also considered to be part of the present invention. Furthermore, the invention also includes metabolites of the compounds described herein.

The invention also comprehends isotopically-labeled compounds or tautomers thereof, or pharmaceutically acceptable salts, esters, or prodrugs of said compounds or tautomers, which are identical to those recited in formulae of the invention and following, but
20 for the fact that one or more atoms are replaced by an atom having an atomic mass or mass number different from the atomic mass or mass number most commonly found in nature. Examples of isotopes that can be incorporated into compounds or tautomers thereof, or pharmaceutically acceptable salts, esters, or prodrugs of said compounds or tautomers of the invention include isotopes of hydrogen, carbon, nitrogen, fluorine, such as ^3H , ^{11}C , ^{14}C and
25 ^{18}F .

Compounds or tautomers thereof, or pharmaceutically acceptable salts, esters, or prodrugs of said compounds or tautomers of the present invention that contain the aforementioned isotopes and/or other isotopes of other atoms are within the scope of the present invention. Isotopically-labeled compounds or tautomers thereof, or pharmaceutically
30 acceptable salts, esters, or prodrugs of said compounds or tautomers of the present invention, for example those into which radioactive isotopes such as ^3H , ^{14}C are incorporated, are useful in drug and/or substrate tissue distribution assays. Tritiated, i.e., ^3H , and carbon-14,

i.e., ^{14}C , isotopes are particularly preferred for their ease of preparation and detectability.

^{11}C and ^8F isotopes are particularly useful in PET (positron emission tomography). PET is useful in brain imaging. Further, substitution with heavier isotopes such as deuterium, i.e.,

^2H , can afford certain therapeutic advantages resulting from greater metabolic stability, for

5 example increased in vivo half-life or reduced dosage requirements and, hence, may be preferred in some circumstances, isotopically labeled compounds or tautomers thereof, or pharmaceutically acceptable salts, esters, or prodrugs of said compounds or tautomers having a formula of the invention can generally be prepared by carrying out the procedures disclosed in the Schemes and/or in the Examples below, by substituting a readily available isotopically
10 labeled reagent for a non-isotopically labeled reagent. In one embodiment, the compounds or tautomers thereof, or pharmaceutically acceptable salts, esters, or prodrugs of said compounds or tautomers of the invention are not isotopically labelled.

When any variable (e.g., R^{12}) occurs more than one time in any constituent or formulae of the invention, its definition at each occurrence is independent of its definition at
15 every other occurrence. Thus, for example, if a group is shown to be substituted with one or more R^{12} moieties, then R^{12} at each occurrence is selected independently from the definition of R^{12} . Also, combinations of substituents and/or variables are permissible, but only if such combinations result in stable compounds within a designated atom's normal valency.

A chemical structure showing a dotted line representation for a chemical bond
20 indicates that the bond is optionally present. For example, a dotted line drawn next to a solid single bond indicates that the bond can be either a single bond or a double bond.

When a bond to a substituent is shown to cross a bond connecting two atoms in a ring, then such substituent can be bonded to any atom on the ring. When a substituent is listed without indicating the atom via which such substituent is bonded to the rest of the compound
25 of a given formula, then such substituent can be bonded via any atom in such substituent. Combinations of substituents and/or variables are permissible, but only if such combinations result in stable compounds.

In cases wherein there are nitrogen atoms in the compounds or tautomers thereof, or pharmaceutically acceptable salts, esters, or prodrugs of said compounds or tautomers of the
30 present invention, these, where appropriate, can be converted to *N*-oxides by treatment with an oxidizing agent (e.g., MCPBA and/or hydrogen peroxides). Thus, shown and claimed nitrogen atoms are considered to cover both the shown nitrogen and its *N*-oxide ($\text{N} \rightarrow \text{O}$)

derivative, as appropriate. In some embodiments, the present invention relates to N-oxides of the compounds or tautomers thereof, or pharmaceutically acceptable salts, esters, or prodrugs of said compounds or tautomers disclosed herein.

One approach to developing improved anti-proliferative and anti-infective agents is to provide modulators (for example, inhibitors) of ribosome function.

Ribosomes are ribonucleoproteins, which are present in both prokaryotes and eukaryotes. Ribosomes are the cellular organelles responsible for protein synthesis. During gene expression, ribosomes translate the genetic information encoded in a messenger RNA into protein (Garrett *et al.* (2000) "*The Ribosome: Structure, Function, Antibiotics and Cellular Interactions*," American Society for Microbiology, Washington, D.C.).

Ribosomes comprise two nonequivalent ribonucleoprotein subunits. The larger subunit (also known as the "large ribosomal subunit") is about twice the size of the smaller subunit (also known as the "small ribosomal subunit"). The small ribosomal subunit binds messenger RNA (mRNA) and mediates the interactions between mRNA and transfer RNA (tRNA) anticodons on which the fidelity of translation depends. The large ribosomal subunit catalyzes peptide bond formation, i.e. the peptidyl-transferase reaction of protein synthesis, and includes, at least, three different tRNA binding sites known as the aminoacyl, peptidyl, and exit sites. The aminoacyl site or A-site accommodates the incoming aminoacyl-tRNA that is to contribute its amino acid to the growing peptide chain. Also, the A space of the A-site is important. The peptidyl site or P-site accommodates the peptidyl-tRNA complex, i.e., the tRNA with its amino acid that is part of the growing peptide chain. The exit or E-site accommodates the deacylated tRNA after it has donated its amino acid to the growing polypeptide chain.

1. Definitions

"Isomerism" means compounds that have identical molecular formulae but that differ in the nature or the sequence of bonding of their atoms or in the arrangement of their atoms in space. Isomers that differ in the arrangement of their atoms in space are termed "stereoisomers". Stereoisomers that are not mirror images of one another are termed "diastereoisomers", and stereoisomers that are non-superimposable mirror images are termed "enantiomers", or sometimes optical isomers. A carbon atom bonded to four nonidentical substituents is termed a "chiral center".

"Chiral isomer" means a compound with at least one chiral center. A compound with one chiral center has two enantiomeric forms of opposite chirality and may exist either as an individual enantiomer or as a mixture of enantiomers. A mixture containing equal amounts of individual enantiomeric forms of opposite chirality is termed a "racemic mixture". A

- 5 compound that has more than one chiral center has 2^{n-1} enantiomeric pairs, where n is the number of chiral centers. Compounds with more than one chiral center may exist as either an individual diastereomer or as a mixture of diastereomers, termed a "diastereomeric mixture". When one chiral center is present, a stereoisomer may be characterized by the absolute configuration (R or S) of that chiral center. Absolute configuration refers to the arrangement
10 in space of the substituents attached to the chiral center. The substituents attached to the chiral center under consideration are ranked in accordance with the *Sequence Rule* of Cahn, Ingold and Prelog. (Cahn et al, *Angew. Chem. Inter. Edit.* 1966, 5, 385; errata 511; Cahn et al., *Angew. Chem.* 1966, 78, 413; Cahn and Ingold, *J. Chem. Soc.* 1951 (London), 612; Cahn et al., *Experientia* 1956, 12, 81; Cahn, J., *Chem. Educ.* 1964, 41, 116).

- 15 "Geometric Isomers" means the diastereomers that owe their existence to hindered rotation about double bonds. These configurations are differentiated in their names by the prefixes cis and trans, or Z and E, which indicate that the groups are on the same or opposite side of the double bond in the molecule according to the Cahn-Ingold-Prelog rules.

- Further, the compounds discussed in this application include all atropic isomers
20 thereof. "Atropic isomers" are a type of stereoisomer in which the atoms of two isomers are arranged differently in space. Atropic isomers owe their existence to a restricted rotation caused by hindrance of rotation of large groups about a central bond. Such atropic isomers typically exist as a mixture, however as a result of recent advances in chromatography techniques, it has been possible to separate mixtures of two atropic isomers in select cases.

- 25 "Tautomers" refers to compounds whose structures differ markedly in arrangement of atoms, but which exist in easy and rapid equilibrium. It is to be understood that compounds of present invention may be depicted as different tautomers. It should also be understood that when compounds have tautomeric forms, all tautomeric forms are intended to be within the scope of the invention, and the naming of the compounds does not exclude any tautomer
30 form.

Some compounds of the present invention can exist in a tautomeric form which is also intended to be encompassed within the scope of the present invention.

The compounds, pharmaceutically acceptable salts, esters and prodrugs of the present invention can exist in several tautomeric forms, including the enol and imine form, and the keto and enamine form and geometric isomers and mixtures thereof. All such tautomeric forms are included within the scope of the present invention. Tautomers exist as mixtures of a
5 tautomeric set in solution. In solid form, usually one tautomer predominates. Even though one tautomer may be described, the present invention includes all tautomers of the present compounds.

A tautomer is one of two or more structural isomers that exist in equilibrium and are readily converted from one isomeric form to another. This reaction results in the formal
10 migration of a hydrogen atom accompanied by a switch of adjacent conjugated double bonds. In solutions where tautomerization is possible, a chemical equilibrium of the tautomers can be reached. The exact ratio of the tautomers depends on several factors, including temperature, solvent, and pH. The concept of tautomers that are interconvertable by tautomerizations is called tautomerism.

15 Of the various types of tautomerism that are possible, two are commonly observed. In keto-enol tautomerism a simultaneous shift of electrons and a hydrogen atom occurs. Ring-chain tautomerism, is exhibited by glucose. It arises as a result of the aldehyde group (-CHO) in a sugar chain molecule reacting with one of the hydroxy groups (-OH) in the same molecule to give it a cyclic (ring-shaped) form.

20 Tautomerizations are catalyzed by: Base: 1. deprotonation; 2. formation of a delocalized anion (e.g. an enolate); 3. protonation at a different position of the anion; Acid: 1. protonation; 2. formation of a delocalized cation; 3. deprotonation at a different position adjacent to the cation.

Common tautomeric pairs are: ketone - enol, amide - nitrile, lactam - lactim, amide -
25 imidic acid tautomerism in heterocyclic rings (e.g. in the nucleobases guanine, thymine, and cytosine), amine - enamine and enamine - enamine. An example below is included for illustrative purposes, and the present invention is not limited to this example:



The terms "crystal polymorphs" or "polymorphs" or "crystal forms" means crystal
30 structures in which a compound (or salt or solvate thereof) can crystallize in different crystal

packing arrangements, all of which have the same elemental composition. Different crystal forms usually have different X-ray diffraction patterns, infrared spectral, melting points, density hardness, crystal shape, optical and electrical properties, stability and solubility. Recrystallization solvent, rate of crystallization, storage temperature, and other factors may
5 cause one crystal form to dominate. Crystal polymorphs of the compounds can be prepared by crystallization under different conditions.

The term "substituted," as used herein, means that any one or more hydrogens on the designated atom, usually a carbon, oxygen, or nitrogen atom, is replaced with a selection from the indicated group, provided that the designated atom's normal valency is not
10 exceeded, and that the substitution results in a stable compound. When a substituent is keto (i.e., =O), then 2 hydrogens on the atom are replaced. Ring double bonds, as used herein, are double bonds that are formed between two adjacent ring atoms (e.g., C=C, C=N, N=N, etc.).

As used herein, the term "anomeric carbon" means the acetal carbon of a glycoside.

As used herein, the term "glycoside" is a cyclic acetal.

15 As used herein, "alkyl" is intended to include both branched and straight-chain saturated aliphatic hydrocarbon groups having the specified number of carbon atoms. For example C₁₋₄ is intended to include C₁, C₂, C₃, and C₄ C₁₋₆ alkyl is intended to include C₁, C₂, C₃, C₄, C₅, and C₆ alkyl groups and C₁₋₈ is intended to include C₁, C₂, C₃, C₄, C₅, C₆, C₇, and C₈. Some examples of alkyl include, but are not limited to, methyl, ethyl, n-propyl, i-propyl, n-butyl, s-butyl, t-butyl, n-pentyl, s-pentyl, n-hexyl, n-heptyl, and n-octyl.
20

As used herein, "alkenyl" is intended to include hydrocarbon chains of either straight or branched configuration and one or more unsaturated carbon-carbon bonds that can occur in any stable point along the chain, such as ethenyl and propenyl. For example C₂₋₆ alkenyl is intended to include C₂, C₃, C₄, C₅, and C₆ alkenyl groups and C₂₋₈ alkenyl is intended to
25 include C₂, C₃, C₄, C₅, C₆, C₇, and C₈.

As used herein, "alkynyl" is intended to include hydrocarbon chains of either straight or branched configuration and one or more triple carbon-carbon bonds that can occur in any stable point along the chain, such as ethynyl and propynyl. For example, C₂₋₆ alkynyl is intended to include C₂, C₃, C₄, C₅, and C₆ alkynyl groups and C₂₋₈ alkynyl is intended to
30 include C₂, C₃, C₄, C₅, C₆, C₇, and C₈.

Furthermore, "alkyl", "alkenyl", and "alkynyl" are intended to include moieties which are diradicals, i.e., having two points of attachment. A nonlimiting example of such an alkyl

moiety that is a diradical is $-\text{CH}_2\text{CH}_2-$, i.e., a C_2 alkyl group that is covalently bonded via each terminal carbon atom to the remainder of the molecule. The alkyl diradicals are also known as "alkylenyl" radicals. The alkenyl diradicals are also known as "alkenylenyl" radicals. The alkynyl diradicals are also known as "alkynylenyl" radicals..

5 As used herein, "cycloalkyl" is intended to include saturated ring groups, such as cyclopropyl, cyclobutyl, or cyclopentyl. C_{3-8} cycloalkyl is intended to include C_3 , C_4 , C_5 , C_6 , C_7 , and C_8 cycloalkyl groups.

 As used herein "counterion" is used to mean a positively or negatively charged species present in conjunction with an ion of opposite charge. A nonlimiting example of a
10 counterion is an ion or ions present to counterbalance the charge or charges on an organic compound. Nonlimiting examples of counterions include chloride, bromide, hydroxide, acetate, sulfate, and ammonium.

 As used herein, "halo" or "halogen" refers to fluoro, chloro, bromo, and iodo substituents.

15 As used herein, "haloalkyl" is intended to include both branched and straight-chain saturated aliphatic hydrocarbon groups having the specified number of carbon atoms, substituted with 1 or more halogen (for example $-\text{C}_v\text{F}_w$ wherein $v = 1$ to 3 and $w = 1$ to $(2v+1)$). Examples of haloalkyl include, but are not limited to, trifluoromethyl, trichloromethyl, pentafluoroethyl, and pentachloroethyl.

20 As used herein, "alkoxy" refers to an alkyl group as defined above with the indicated number of carbon atoms attached through an oxygen bridge. C_{1-6} alkoxy, is intended to include C_1 , C_2 , C_3 , C_4 , C_5 , and C_6 alkoxy groups. C_{1-8} alkoxy, is intended to include C_1 , C_2 , C_3 , C_4 , C_5 , C_6 , C_7 , and C_8 alkoxy groups. Examples of alkoxy include, but are not limited to, methoxy, ethoxy, n-propoxy, i-propoxy, n-butoxy, s-butoxy, t-butoxy, n-pentoxo, s-
25 pentoxo, n-heptoxo, and n-octoxo.

 As used herein, "alkylthio" refers to an alkyl group as defined above with the indicated number of carbon atoms attached through a sulfur bridge. C_{1-6} alkylthio, is intended to include C_1 , C_2 , C_3 , C_4 , C_5 , and C_6 alkylthio groups. C_{1-8} alkylthio, is intended to include C_1 , C_2 , C_3 , C_4 , C_5 , C_6 , C_7 , and C_8 alkylthio groups.

30 As used herein, "carbocycle" or "carbocyclic ring" is intended to mean, unless otherwise specified, any stable 3, 4, 5, 6, 7, 8, 9, 10, 11, or 12-membered monocyclic,

bicyclic or tricyclic ring, any of which can be saturated, unsaturated (including partially and fully unsaturated), or aromatic and said ring consists of carbon atoms in its core ring structure. Examples of such carbocycles or carbocyclic rings include, but are not limited to, cyclopropyl, cyclobutyl, cyclobutenyl, cyclopentyl, cyclopentenyl, cyclohexyl, cyclohexenyl, cycloheptyl, cycloheptenyl, adamantyl, cyclooctyl, cyclooctenyl, cyclooctadienyl, [3.3.0]bicyclooctane, [4.3.0]bicyclononane, [4.4.0]bicyclodecane, [2.2.2]bicyclooctane, fluorenyl, phenyl, naphthyl, indanyl, adamantyl, and tetrahydronaphthyl. As shown above, bridged rings are also included in the definition of carbocycle (e.g., [2.2.2]bicyclooctane). A bridged ring occurs when one or more carbon atoms link two non-adjacent carbon atoms.

Preferred bridges are one or two carbon atoms. It is noted that a bridge always converts a monocyclic ring into a tricyclic ring. When a ring is bridged, the substituents recited for the ring can also be present on the bridge. Fused (e.g., naphthyl and tetrahydronaphthyl) and spiro rings are also included.

As used herein, the term "heterocycle" or "heterocyclic" ring means, unless otherwise stated, a stable 3, 4, 5, 6, 7, 8, 9, 10, 11, or 12-membered monocyclic, bicyclic or tricyclic ring which is saturated, unsaturated (including partially and fully unsaturated), or aromatic, and said ring consists of carbon atoms and one or more heteroatoms in its core ring structure, e.g., 1 or 1-2 or 1-3 or 1-4 or 1-5 or 1-6 heteroatoms, independently selected from nitrogen, oxygen, and sulfur, and including any bicyclic or tricyclic group in which any of the above-defined heterocyclic rings is fused or attached to a second ring (e.g., a benzene ring). The nitrogen and sulfur heteroatoms can optionally be oxidized (i.e., $N \rightarrow O$ and $S(O)_p$, wherein $p = 1$ or 2). When a nitrogen atom is included in the ring it is either N or NH, depending on whether or not it is attached to a double bond in the ring (i.e., a hydrogen is present if needed to maintain the tri-valency of the nitrogen atom). The nitrogen atom can be substituted or unsubstituted (i.e., N or NR wherein R is H or another substituent, as defined). The heterocycle or heterocyclic ring can be attached to its pendant group at any heteroatom or carbon atom that results in a stable structure. The heterocycle or heterocyclic rings described herein can be substituted on carbon or on a nitrogen atom if the resulting compound is stable. A nitrogen in the heterocycle or heterocyclic ring can optionally be quaternized. Bridged rings are also included in the definition of heterocycle or heterocyclic ring. A bridged ring occurs when one or more atoms (i.e., C, O, N, or S) link two non-adjacent carbon or nitrogen atoms. Preferred bridges include, but are not limited to, one carbon atom, two carbon atoms,

one nitrogen atom, two nitrogen atoms, and a carbon–nitrogen group. When a ring is bridged, the substituents recited for the ring can also be present on the bridge. Spiro and fused rings are also included.

As used herein, the term “aromatic heterocycle”, “aromatic heterocyclic” or “heteroaryl” ring is intended to mean a stable 5, 6, 7, 8, 9, 10, 11, or 12–membered monocyclic or bicyclic aromatic ring which consists of carbon atoms and one or more heteroatoms, e.g., 1 or 1–2 or 1–3 or 1–4 or 1–5 or 1–6 heteroatoms, independently selected from nitrogen, oxygen, and sulfur. In the case of bicyclic aromatic heterocyclic or heterocycle or heteroaryl rings, only one of the two rings needs to be aromatic (e.g., 2,3–dihydroindole), though both can be (e.g., quinoline). The second ring can also be fused or bridged as defined above for heterocycles. The nitrogen atom can be substituted or unsubstituted (i.e., N or NR wherein R is H or another substituent, as defined). The nitrogen and sulfur heteroatoms can optionally be oxidized (i.e., N→O and S(O)_p, wherein p = 1 or 2). In certain compounds, the total number of S and O atoms in the aromatic heterocycle is not more than 1.

Examples of aromatic heterocycles, aromatic heterocyclics or heteroaryls include, but are not limited to, acridinyl, azabicyclooctanonyl, azepanyl, azetidiny, azocinyl, benzimidazolyl, benzofuranyl, benzothiofuranyl, benzothiophenyl, benzoxazolyl, benzoxazoliny, benzthiazolyl, benztriazolyl, benztetrazolyl, benzisoxazolyl, benzisothiazolyl, benzimidazoliny, benzodioxolyl, benzooxadiazolyl, carbazolyl, 4*aH*–carbazolyl, carboliny, chromanyl, chromenyl, cinnoliny, cycloheptyl, decahydroquinoliny, dihydrobenzodioxiny, 2*H*,6*H*–1,5,2–dithiaziny, dihydrofuro[2,3–*b*]tetrahydrofuran, furanyl, furazanyl, imidazolidiny, imidazolidinyimine, imidazoliny, imidazolyl, imidazolonyl, 1*H*–indazolyl, indolenyl, indoliny, indoliziny, indolyl, 3*H*–indolyl, isatinoyl, isobenzofuranyl, isochromanyl, isoindazolyl, isoindoliny, isoindolyl, isoquinoliny, isothiazolyl, isoxazolyl, methylenedioxyphenyl, methylbenztriazolyl, methylfuranyl, methylimidazolyl, methylthiazolyl, morpholiny, naphthyridiny, octahydroisoquinoliny, oxadiazolyl, 1,2,3–oxadiazolyl, 1,2,4–oxadiazolyl, 1,2,5–oxadiazolyl, 1,3,4–oxadiazolyl, oxazolidiny, oxazolidinonyl, oxazolyl, oxindolyl, phenanthridiny, phenanthroliny, phenaziny, phenothiaziny, phenoxathiny, phenoxaziny, phthalaziny, piperaziny, piperazinonyl, piperidiny, piperidenyl, piperidonyl, 4–piperidonyl, piperonyl, pteridiny, puriny, pyranly, pyraziny, pyrazolidiny, pyrazoliny, pyrazolyl, pyridaziny, pyridooxazolyl,

pyridoimidazolyl, pyridothiazolyl, pyridinyl, pyridinonyl, pyridyl, pyrimidinyl, pyrroldionyl, pyrrolidinyl, pyrrolidinonyl, pyrrolinyl, 2H-pyrrolyl, pyrrolyl, quinazoliny, quinolinyl, 4H-quinoliziny, quinoxaliny, quinuclidiny, tetrahydrofuranyl, tetrahydroisoquinoliny, tetrahydroquinoliny, tetrazolyl, 6H-1,2,5-thiadiaziny, 1,2,3-thiadiazolyl, 1,2,4-thiadiazolyl, 1,2,5-thiadiazolyl, 1,3,4-thiadiazolyl, thianthrenyl, thiazolyl, thienyl, thienothiazolyl, thienooxazolyl, thienoimidazolyl, thiophenyl, thiomorpholinyldioxidyl, triazinyl, triazolopyrimidinyl, 1,2,3-triazolyl, 1,2,4-triazolyl, 1,2,5-triazolyl, 1,3,4-triazolyl, and xanthenyl.

As used herein, the phrase "pharmaceutically acceptable" refers to those compounds or tautomers thereof, or salts, esters, or prodrugs thereof, materials, compositions, and/or dosage forms which are, within the scope of sound medical judgment, suitable for use in contact with the tissues of human beings and animals without excessive toxicity, irritation, allergic response, or other problem or complication, commensurate with a reasonable benefit/risk ratio.

As used herein, "pharmaceutically acceptable salts" refer to derivatives of the disclosed compounds or tautomers thereof, wherein the parent compound or a tautomer thereof, is modified by making acid or base salts thereof. Examples of pharmaceutically acceptable salts include, but are not limited to, mineral or organic acid salts of basic residues such as amines; alkali or organic salts of acidic residues such as carboxylic acids; and the like. The pharmaceutically acceptable salts include the conventional non-toxic salts or the quaternary ammonium salts of the parent compound or a tautomer thereof formed, for example, from non-toxic inorganic or organic acids. For example, such conventional non-toxic salts include, but are not limited to, those derived from inorganic and organic acids selected from 2-acetoxybenzoic, 2-hydroxyethane sulfonic, acetic, ascorbic, benzene sulfonic, benzoic, bicarbonic, carbonic, citric, edetic, ethane disulfonic, ethane sulfonic, fumaric, glucoheptonic, gluconic, glutamic, glycolic, glycollyarsanilic, hexylresorcinic, hydrabamic, hydrobromic, hydrochloric, hydroiodide, hydroxymaleic, hydroxynaphthoic, isethionic, lactic, lactobionic, lauryl sulfonic, maleic, malic, mandelic, methane sulfonic, napsylic, nitric, oxalic, pamoic, pantothenic, phenylacetic, phosphoric, polygalacturonic, propionic, salicylic, stearic, subacetic, succinic, sulfamic, sulfanilic, sulfuric, tannic, tartaric, and toluene sulfonic.

The pharmaceutically acceptable salts of the present invention can be synthesized from the parent compound or a tautomer thereof that contains a basic or acidic moiety by conventional chemical methods. Generally, such pharmaceutically acceptable salts can be prepared by reacting the free acid or base forms of these compounds or tautomers thereof with a stoichiometric amount of the appropriate base or acid in water or in an organic solvent, or in a mixture of the two; generally, non-aqueous media like ether, ethyl acetate, ethanol, isopropanol, or acetonitrile are preferred. Lists of suitable salts are found in *Remington's Pharmaceutical Sciences*, 18th ed., Mack Publishing Company, Easton, PA, USA, p. 1445 (1990).

Since prodrugs are known to enhance numerous desirable qualities of pharmaceuticals (e.g., solubility, bioavailability, manufacturing, etc.) the compounds or tautomers thereof of the present invention can be delivered in prodrug form. Thus, the present invention is intended to cover prodrugs of the presently claimed compounds or tautomers thereof, methods of delivering the same and compositions containing the same. "Prodrugs" are intended to include any covalently bonded carriers that release an active parent drug of the present invention *in vivo* when such prodrug is administered to a mammalian subject. Prodrugs of the present invention are prepared by modifying functional groups present in the compound or a tautomer thereof in such a way that the modifications are cleaved, either in routine manipulation or *in vivo*, to the parent compound or a tautomer thereof. Prodrugs include compounds or tautomers thereof of the present invention wherein a hydroxy, amino, or sulfhydryl group is bonded to any group that, when the prodrug of the present invention is administered to a mammalian subject, it cleaves to form a free hydroxyl, free amino, or free sulfhydryl group, respectively. Examples of prodrugs include, but are not limited to, acetate, formate, and benzoate derivatives of alcohol and amine functional groups in the compounds of the present invention.

As used herein, "stable compound" and "stable structure" are meant to indicate a compound that is sufficiently robust to survive isolation to a useful degree of purity from a reaction mixture, and formulation into an efficacious therapeutic agent.

As used herein, the term "patient", as used herein, means the human or animal (in the case of an animal, more typically a mammal) subject that would be subjected to a surgical or invasive medical procedure. Such patient or subject could be considered to be in need of the methods of treating, reducing the risk of or preventing the infection due to a surgical

procedure or an invasive medical procedure. Such patient or subject can also be considered to be in need of peri-operative prophylaxis.

As used herein, the term “treating” means to provide a therapeutic intervention to cure or ameliorate an infection.

5 As used herein, the term “preventing”, as used herein means, to completely or almost completely stop an infection from occurring, for example when the patient or subject is predisposed to an infection or at risk of contracting an infection. Preventing can also include inhibiting, i.e. arresting the development, of an infection.

10 As used herein, the term “reducing the risk of”, as used herein, means to lower the likelihood or probability of an infection occurring, for example when the patient or subject is predisposed to an infection or at risk of contracting an infection.

As used herein, “unsaturated” refers to compounds having at least one degree of unsaturation (*e.g.*, at least one multiple bond) and includes partially and fully unsaturated compounds.

15 As used herein, the term “effective amount” refers to an amount of a compound or a tautomer thereof, or a pharmaceutically acceptable salt, ester, or prodrug of said compound or tautomer, (including combinations of compounds and/or tautomers thereof, and/or pharmaceutically acceptable salts, esters, or prodrugs of said compound or tautomer), of the present invention that is effective when administered alone or in combination as an
20 antimicrobial agent. For example, an effective amount refers to an amount of the compound or tautomer thereof, or a pharmaceutically acceptable salt, ester, or prodrug said compound or tautomer that is present in a composition, a formulation or on a medical device given to a recipient patient or subject sufficient to elicit biological activity, for example, anti-infective activity, such as *e.g.*, anti-microbial activity, anti-bacterial activity, anti-fungal activity,
25 anti-viral activity, or anti-parasitic activity.

 The term “prophylactically effective amount” means an amount of a compound or a tautomer of said compound or tautomer, or a pharmaceutically acceptable salt, ester, or prodrug of said compound or tautomer (including combinations of compounds and/or tautomers thereof, and/or pharmaceutically acceptable salts, esters, or prodrugs thereof), of
30 the present invention that is effective prophylactically when administered alone or in combination as an antimicrobial agent. For example, a prophylactically effective amount refers to an amount of the compound or tautomer thereof, or a pharmaceutically acceptable

salt, ester, or prodrug of said compound or tautomer that is present in a composition, a formulation, or on a medical device given to a recipient patient or subject sufficient to prevent or reduce the risk of an infection due to a surgical procedure or an invasive medical procedure.

5 It is to be further understood that the representations for "Hydrogen Bond Acceptor – Hydrogen Bond Acceptor – Hydrogen Bond Donor" and "Hydrogen Bond Acceptor – Hydrogen Bond Acceptor – Hydrogen Bond Acceptor" are meant to indicate the relative orientation of the hydrogen bond acceptors and donor and not meant to limit that such groups are directly connected together as it is contemplated that additional atoms or groups of atoms
10 can be included between such groups.

 In the specification, the singular forms also include the plural, unless the context clearly dictates otherwise. Unless defined otherwise, all technical and scientific terms used herein have the same meaning as commonly understood by one of ordinary skill in the art to which this invention belongs. In the case of conflict, the present specification will control. As
15 used herein, "mammal" refers to human and non-human patients.

 As used herein, the term "therapeutically effective amount" refers to an amount of a compound or a tautomer thereof or a pharmaceutically acceptable salt, ester, or prodrug of said compound or tautomer, (also including combinations of compounds and/or tautomers thereof, and/or pharmaceutically acceptable salts, esters, or prodrugs or said compounds or
20 tautomers), of the present invention that is effective when administered alone or in combination as an antimicrobial agent. For example, a therapeutically effective amount refers to an amount of the compound or tautomer thereof, or a pharmaceutically acceptable salt, ester, or prodrug of said compound or tautomer that is present in a composition, a formulation, or on a medical device given to a recipient patient or subject in an amount
25 sufficient to elicit biological activity, for example, anti-microbial activity, anti-fungal activity, anti-viral activity, anti-parasitic activity, anti-diarrheal activity, and/or anti-proliferative activity. In one aspect, the combination of compounds and/or tautomers thereof, and/or pharmaceutically acceptable salts, esters, or prodrugs or said compounds or tautomers is a synergistic combination. Synergy, as described, for example, by Chou and Talalay, *Adv.*
30 *Enzyme Regul.* vol. 22, pp. 27–55 (1984), occurs when the effect of the compounds or tautomers thereof or pharmaceutically acceptable salts, esters, or prodrugs of said compounds or tautomers when administered in combination is greater than the additive effect of the

compounds or tautomers thereof, or pharmaceutically acceptable salts, esters, or prodrugs of said compounds or tautomers when administered alone as a single agent. In general, a synergistic effect is most clearly demonstrated at sub-optimal concentrations of the compounds or tautomers thereof, or pharmaceutically acceptable salts, esters, or prodrugs of said compounds or tautomers. Synergy can be in terms of lower cytotoxicity, increased anti-proliferative and/or anti-infective effect, or some other beneficial effect of the combination compared with the individual components.

As used herein, the term "RNA microhelix binding site" refers to the ribofunctional locus of the large ribosomal subunit occupied by the RNA microhelix of Formula III. The RNA microhelix binding site defines at least a portion of or overlaps with the E-site.

As used herein, the term "A-site" refers to the ribofunctional locus occupied by an aminoacyl-tRNA molecule immediately prior to its participation in the peptide-bond forming reaction.

As used herein, the term "E-site" refers to the ribofunctional locus occupied by a deacylated tRNA molecule following its participation in the peptide-bond forming reaction.

As used herein, the term "P-site" refers to the ribofunctional locus occupied by a peptidyl-tRNA at the time it participates in the peptide-bond forming reaction.

As used herein, the term "A-space" refers to the portion of the A-site within the peptidyl transferase center in which the amino acid portion of the aminoacylated t-RNA binds, or alternatively the portion of the A-site in which the oxazolidinone ring of linezolid binds.

As used herein and in reference to a ribosome or ribosomal subunit, the terms "a portion of" or "a portion of the three-dimensional structure of" are understood to mean a portion of the three-dimensional structure of a ribosome or ribosomal subunit, including charge distribution and hydrophilicity/hydrophobicity characteristics, formed by at least three, more preferably at least three to ten, and most preferably at least ten amino acid residues and/or nucleotide residues of the ribosome or ribosomal subunit. The residues forming such a portion can be, for example, (i) contiguous residues based upon, for example, a primary sequence of a ribosomal RNA or ribosomal protein, (ii) residues which form a contiguous portion of the three-dimensional structure of the ribosome or ribosomal subunit, or (c) a combination thereof. As used herein and in reference to the RNA microhelix, the terms "a portion of" or "a portion of the three-dimensional structure of" are understood to mean a

portion of the three-dimensional structure of RNA microhelix, including charge distribution and hydrophilicity/hydrophobicity characteristics, formed by at least three, more preferably at least three to ten atoms of one or more core residues of Formula III. The atoms forming such a portion can be, for example, (i) solvent inaccessible atoms buried within the core of the
 5 RNA microhelix, (ii) solvent accessible atoms of the RNA microhelix, or (iii) a combination thereof.

As used herein, the term ESBL is extended spectrum beta-lactamase. The term KPC is *Klebsiella pneumonia* carbapenemase.

As used herein, the term acute bacterial skin and skin structure infection (ABSSSI)
 10 encompasses complicated skin and skin structure infections (cSSSI) and complication skin and soft tissue infections (cSSTI), which have been used interchangeably. The terms uncomplicated skin and skin structure infections (uCSSSI) and uncomplicated skin and soft tissue infections (uCSSTI) have been used interchangeably.

As used herein, the term “spp.” is the abbreviation for species.

15 As used herein, the term “formulae of the invention” includes one or more of the formulae:

IA, I, II, III, IV, V, VI, VII, VIII, IX, X, XI, XII, XIII, XIV, XV, XVI, XVII, XVIII,
 Va, VIa, VIIa, VIIIa, IXa, Xa, XIa, XIIa, XIIIa, XIVa, XVa, XVIa, XVIIa, XVIIIa,
 XXa, XXa1, XXb, XXb1,

20 A1, A2, A3, A4, A5, A6, A7, B1, B2, B3, B4, B5, B6, B7, C1, C2, C3, C4, C5, C6, C7,
 D1, D2, D3, D4, D5, D6, D7, E1, E2, E3, E4, E5, E6, E7,
 A1a, A2a, A3a, A4a, A5a, A6a, A7a, A8a, A9a, B1a, B2a, B3a, B4a, B5a, B6a, B7a, B8a,
 B9a, C1a, C2a, C3a, C4a, C5a, C6a, C7a, C8a, C9a,
 D1a, D2a, D3a, D4a, D5a, D6a, D7a, D8a, D9a, E1a, E2a, E3a, E4a, E5a, E6a, E7a, E8a,
 25 F1, F2, G1, G2, G3, G4,
 H1, H2, H3, H4, H5, H6, H7, H8, H9, H10, H11, H12,
 I1, I2, I3, I4, I5, I6, I7, I8, I9, I10, I11, and I12.

As used herein, the term “compound of the invention” includes one or more compounds of the formulae of the invention or a compound explicitly disclosed herein.

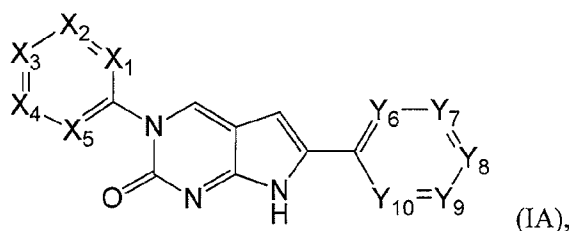
30 All percentages and ratios used herein, unless otherwise indicated, are by weight.

Throughout the description, where compositions are described as having, including, or comprising specific components, or where processes are described as having, including, or

comprising specific process steps, it is contemplated that compositions of the present invention also consist essentially of, or consist of, the recited components, and that the processes of the present invention also consist essentially of, or consist of, the recited processing steps. Further, it should be understood that the order of steps or order for performing certain actions are immaterial so long as the invention remains operable. Moreover, two or more steps or actions can be conducted simultaneously.

2. Compounds of the Invention

In some embodiments, the present invention relates to a compound having the formula:



or a tautomer thereof, or a pharmaceutically acceptable salt, ester, or prodrug of said compound or tautomer, wherein

X_1 is CR^1 or N; X_2 is CR^2 or N; X_3 is CR^3 or N; X_4 is CR^4 or N; X_5 is CR^5 or N; with the proviso that X_1 , X_2 , X_3 , X_4 , and X_5 are not all N;

Y_6 is CR^6 or N; Y_7 is CR^7 or N; Y_8 is CR^8 or N; Y_9 is CR^9 or N; Y_{10} is CR^{10} or N; with the proviso that Y_6 , Y_7 , Y_8 , Y_9 , and Y_{10} are not all N; wherein

R^1 , R^2 , R^4 , R^5 , R^6 , R^7 , R^8 and R^{10} are each independently selected from (a) hydrogen, (b) F, (c) Cl, (d) Br, (e) I, (f) $-CF_3$, (g) $-CF_2H$, (h) $-CFH_2$, (i) $-OCF_3$, (j) $-OCF_2H$, (k) $-OCFH_2$, (l) $-OCH_3$, (m) $-CN$, (n) $-N_3$, (o) $-NO_2$, (p) $-NR^{11}R^{11}$, (q) $-NR^{11}C(O)R^{11}$, (r) $-C(O)NR^{11}R^{11}$, (s) $-OR^{11}$, (t) $-COH$, (u) $-CO(C_1-C_8 \text{ alkyl})$, (v) $-COR^{11}$, (w) $-NR^{11}(CNR^{11})NR^{11}R^{11}$, (x) $-S(O)_pR^{11}$, (y) $-NR^{11}S(O)_pR^{11}$, (z) $-SR^{11}$, (aa) $-SCF_3$, (bb) $-C(CF_3)H-NH-CHR^{11}R^{11}$, (cc) $-COOR^{11}$, (dd) $-(OCH_2CH_2)_tR^{11}$, (ee) $-(OCH_2CH_2)_tOR^{11}$, (ff) $-C_1-C_8 \text{ alkyl}$, (gg) $-C_2-C_8 \text{ alkenyl}$, (hh) $-C_2-C_8 \text{ alkynyl}$, (ii) $-(C_1-C_8 \text{ alkyl})-(3-14 \text{ membered saturated, unsaturated, or aromatic heterocycle containing one or more heteroatoms selected from the group consisting of nitrogen, oxygen, and sulfur})$, (jj) $-(C_1-C_8 \text{ alkyl})-(3-14 \text{ membered saturated, unsaturated, or aromatic carbocycle})$, (kk) $-haloalkyl$, (ll) $-3-14 \text{ membered saturated, unsaturated, or aromatic heterocycle containing one or more heteroatoms selected from the group consisting$

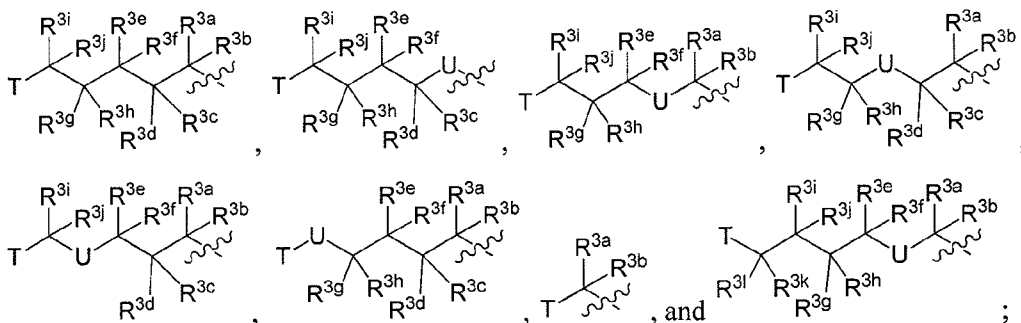
of nitrogen, oxygen, and sulfur, (mm) -3-14 membered saturated, unsaturated, or aromatic carbocycle, and (nn) -CHR¹¹-NH-(3-14 membered saturated, unsaturated, or aromatic heterocycle containing one or more heteroatoms selected from the group consisting of nitrogen, oxygen, and sulfur);

- 5 wherein each (ff) through (nn) is optionally substituted with one or more R¹²;
 alternatively, wherein two substituents selected from R⁶, R⁷, and R⁸ are taken together with the carbon atom to which they are attached to form (a) -3-7 membered saturated or unsaturated carbocyclic or (b) -3-7 membered saturated or unsaturated heterocyclic ring containing one or more heteroatoms selected from the group consisting of nitrogen, oxygen,
 10 and sulfur; wherein each (a) through (b) is optionally substituted with one or more R¹²;

- each R¹¹ is independently selected from (a) hydrogen, (b) halogen, (c) -OH, (d) -SH, (e) -(C₁-C₈ alkyl)OH, (f) -OCF₃, (g) -OCF₂H, (h) -OCFH₂, (i) -OCH₃, (j) -OR¹², (k) -COR¹², (l) -CN, (m) -NO₂, (n) -CONH₂, (o) -CONR¹²R¹², (p) -COCH₃, (q) -S(O)_pCH₃, (r)
 15 -S(O)_pNR¹²R¹², (s) -SR¹², (t) -C(O)OH, (u) -C(O)OR¹², (v) -N₃, (w) -NH₂, (x) -NR¹²C(O)R¹², (y) -NH(C₁-C₈ alkyl), (z) -N(C₁-C₈ alkyl)₂, (aa) -C₁-C₈ alkyl, (bb) -C₂-C₈ alkenyl, (cc) -C₂-C₈ alkynyl, (dd) -haloalkyl, (ee) -(C₁-C₈ alkyl)-(3-14 membered saturated, unsaturated, or aromatic heterocycle containing one or more heteroatoms selected from the group consisting of nitrogen, oxygen, and sulfur), (ff) -(C₁-C₈ alkyl)-(3-14
 20 membered saturated, unsaturated, or aromatic carbocycle), (gg) -3-14 membered saturated, unsaturated, or aromatic heterocycle containing one or more heteroatoms selected from the group consisting of nitrogen, oxygen, and sulfur, (hh) -3-14 membered saturated, unsaturated, or aromatic carbocycle, and (ii) -(C=NH)NR¹²R¹²;

- wherein each (y) through (hh) is optionally substituted with one or more R¹²;
 25 alternatively two R¹¹ substituents are taken together to form (a) -3-7 membered saturated or unsaturated carbocyclic or (b) -3-7 membered saturated or unsaturated heterocyclic ring containing one or more heteroatoms selected from the group consisting of nitrogen, oxygen, and sulfur, wherein each (a) through (b) is optionally substituted with one or more R¹²;

- 30 R³ is selected from:



wherein R^{3a}, R^{3b}, R^{3c}, R^{3d}, R^{3e}, R^{3f}, R^{3g}, R^{3h}, R³ⁱ, R^{3j}, R^{3k}, and R^{3l} are each independently selected from (a) hydrogen, (b) halogen, (c) -CN, (d) -N₃, (e) -NO₂, (f) -OCF₃, (g) -OCF₂H, (h) -OCFH₂, (i) -OCH₃, (j) -OR¹¹, (k) -C(O)R¹¹, (l) -C(O)NR¹¹R¹¹, (m) -NH₂, (n) -NR¹¹R¹¹, (o) -NR¹¹C(O)R¹¹, (p) -S(O)_pR¹¹, (q) -C(O)OH, (r) -C(O)OR¹¹, (s) -C₁-C₈ alkyl, (t) -C₂-C₈ alkenyl, (u) -C₂-C₈ alkynyl, (v) haloalkyl, (w) -3-14 membered saturated, unsaturated, or aromatic heterocycle containing one or more heteroatoms selected from the group consisting of nitrogen, oxygen, and sulfur, and (x) -3-14 membered saturated, unsaturated, or aromatic carbocycle;

wherein each (s) through (x) is optionally substituted with one or more R¹²;

alternatively, one or more pairs of substituents selected from R^{3a} and R^{3b}, R^{3c} and R^{3d}, R^{3e} and R^{3f}, R^{3g} and R^{3h}, R³ⁱ and R^{3j}, and R^{3k} and R^{3l} are taken together with the carbon atom to which they are attached to form (a) -3-7 membered saturated or unsaturated carbocyclic, (b) -3-7 membered saturated or unsaturated heterocyclic ring containing one or more heteroatoms selected from the group consisting of nitrogen, oxygen, and sulfur, (c) an exo carbon-carbon double bond, (d) carbonyl group, or (e) thiocarbonyl group;

wherein each (a) through (b) is optionally substituted with one or more R¹²;

alternatively, wherein two substituents selected from R^{3a}, R^{3b}, R^{3c}, R^{3d}, R^{3e}, R^{3f}, R^{3g}, R^{3h}, R³ⁱ, R^{3j}, R^{3k}, and R^{3l} on different carbon atoms are taken together with the intervening atoms to which they are attached to form (a) -3-7 membered saturated or unsaturated carbocyclic or (b) -3-7 membered saturated or unsaturated heterocyclic ring containing one or more heteroatoms selected from the group consisting of nitrogen, oxygen, and sulfur;

wherein each (a) through (b) is optionally substituted with one or more R¹²;

alternatively, wherein two substituents selected from R^{3a}, R^{3b}, R^{3c}, R^{3d}, R^{3e}, R^{3f}, R^{3g}, R^{3h}, R³ⁱ, R^{3j}, R^{3k}, and R^{3l} on two adjacent carbon atoms are taken together with the bond between said adjacent carbon atoms form a substituted or unsubstituted carbon-carbon double

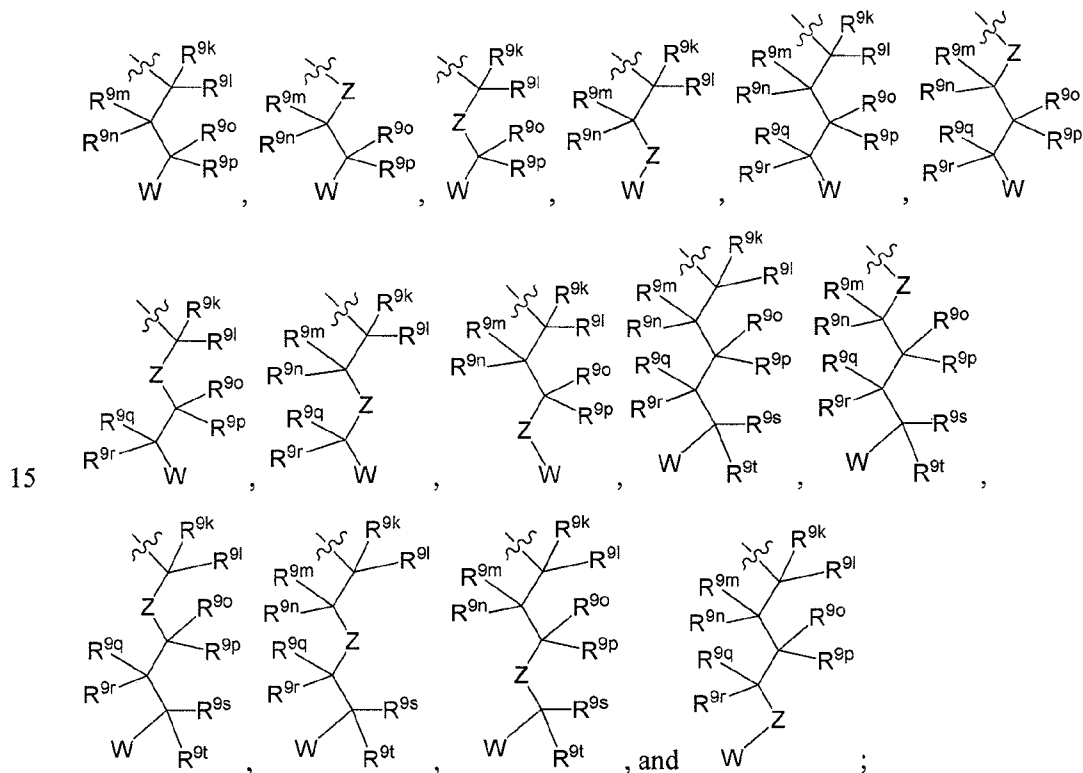
bond, or wherein four substituents selected from R^{3a} , R^{3b} , R^{3c} , R^{3d} , R^{3e} , R^{3f} , R^{3g} , R^{3h} , R^{3i} , R^{3j} , R^{3k} , and R^{3l} on two adjacent carbon atoms are taken together with the bond between said adjacent carbon atoms form a carbon-carbon triple bond;

U is selected from $-O-$, $-S(O)_p-$, $-NR^{11}-$, $-(C=O)-$, $-NR^{11}(C=O)-$, $-(C=O)NR^{11}-$, $-S(O)_pNR^{11}-$, $-NR^{11}S(O)_p-$, $-NR^{11}S(O)_pNR^{11}-$, and $-NR^{11}C(O)NR^{11}-$;

T is selected from $-NR^{11}R^{11}$, $-NR^{11}(C=O)OR^{11}$, $-NR^{11}(C=NR^{11})NR^{11}R^{11}$, and OR^{11} ;
alternatively, one R^{11} and one substituent selected from R^{3a} , R^{3b} , R^{3c} , R^{3d} , R^{3e} , R^{3f} , R^{3g} , R^{3h} , R^{3i} , R^{3j} , R^{3k} , and R^{3l} are taken together with the intervening atoms to which they are attached to form (a) $-3-7$ membered saturated or unsaturated carbocyclic or (b) $-3-7$ membered saturated or unsaturated heterocyclic ring containing one or more heteroatoms selected from the group consisting of nitrogen, oxygen, and sulfur;

wherein each (a) through (b) is optionally substituted with one or more R^{12} ;

R^9 is selected from:



wherein R^{9k} , R^{9l} , R^{9m} , R^{9n} , R^{9o} , R^{9p} , R^{9q} , R^{9r} , R^{9s} , and R^{9t} are each independently selected from (a) hydrogen, (b) halogen, (c) $-CN$, (d) $-N_3$, (e) $-NO_2$, (f) $-OCF_3$, (g) $-OCH_3$, (h) $-OCF_2H$, (i) $-OCFH_2$, (j) $-OR^{11}$, (k) $-NH_2$, (l) $-NR^{11}R^{11}$, (m) $-C(O)R^{11}$, (n) $-C(O)OR^{11}$,

(o) $-C(O)NR^{11}R^{11}$, (p) $-NR^{11}C(O)R^{11}$, (q) $-S(O)_pR^{11}$, (r) $-C_1-C_8$ alkyl, (s) $-C_2-C_8$ alkenyl, (t) $-C_1-C_8$ alkynyl, (u) haloalkyl, (v) $-3-14$ membered saturated, unsaturated, or aromatic heterocycle containing one or more heteroatoms selected from the group consisting of nitrogen, oxygen, and sulfur, and (w) $-3-14$ membered saturated, unsaturated, or aromatic carbocycle;

wherein each (r) through (w) is optionally substituted with one or more R^{12} ;

alternatively, one or more pairs of substituents selected from R^{9k} and R^{9l} , R^{9m} and R^{9n} , R^{9o} and R^{9p} , R^{9q} and R^{9r} , and R^{9s} and R^{9t} are taken together with the carbon atom to which they are attached to form (a) $3-7$ membered saturated or unsaturated carbocyclic, (b) $3-7$ membered saturated or unsaturated heterocyclic ring containing one or more heteroatoms selected from the group consisting of nitrogen, oxygen, and sulfur, (c) an exo carbon-carbon double bond, (d) carbonyl group, or (e) thiocarbonyl group;

wherein each (a) through (c) is optionally substituted with one or more R^{12} ;

alternatively, two substituents selected from R^{9k} , R^{9l} , R^{9m} , R^{9n} , R^{9o} , R^{9p} , R^{9q} , R^{9r} , R^{9s} , and R^{9t} on different carbon atoms are taken together with the intervening atoms to which they are attached to form (a) $-3-7$ membered saturated or unsaturated carbocyclic or (b) $-3-7$ membered saturated or unsaturated heterocyclic ring containing one or more heteroatoms selected from the group consisting of nitrogen, oxygen, and sulfur;

wherein each (a) through (b) is optionally substituted with one or more R^{12} ;

alternatively, two substituents selected from R^{9k} , R^{9l} , R^{9m} , R^{9n} , R^{9o} , R^{9p} , R^{9q} , R^{9r} , R^{9s} , and R^{9t} on two adjacent carbon atoms are taken together with the bond between said adjacent carbon atoms form a substituted or unsubstituted carbon-carbon double bond, or four substituents selected from R^{9k} , R^{9l} , R^{9m} , R^{9n} , R^{9o} , R^{9p} , R^{9q} , R^{9r} , R^{9s} , and R^{9t} on two adjacent carbon atoms are taken together with the bond between said adjacent carbon atoms form a carbon-carbon triple bond;

Z is selected from $-O-$, $-S(O)_p-$, $-NR^{11}-$, $-(C=O)-$, $-NR^{11}(C=O)-$, $-(C=O)NR^{11}-$, $-S(O)_pNR^{11}-$, $-NR^{11}S(O)_p-$, $-NR^{11}S(O)_pNR^{11}-$, and $-NR^{11}C(O)NR^{11}-$;

W is selected from $-NR^{11}R^{11}$, $-NR^{11}(CO)OR^{11}$, $-NR^{11}(C=NR^{11})NR^{11}R^{11}$, and $-OR^{11}$;

alternatively, one R^{11} and one substituent selected from R^{9k} , R^{9l} , R^{9m} , R^{9n} , R^{9o} , R^{9p} , R^{9q} , R^{9r} , R^{9s} , and R^{9t} are taken together with the intervening atoms to which they are attached to form (a) $-3-7$ membered saturated or unsaturated carbocyclic or (b) $-3-7$ membered

saturated or unsaturated heterocyclic ring containing one or more heteroatoms selected from the group consisting of nitrogen, oxygen, and sulfur;

wherein each (a) through (b) is optionally substituted with one or more R^{12} ;

R^{12} is independently selected from (a) hydrogen, (b) halogen, (c) $-OH$, (d) $-SH$, (e) $-(C_1-C_8 \text{ alkyl})OH$, (f) $-OCF_3$, (g) $-OCH_3$, (h) $-OCF_2H$, (i) $-OCFH_2$, (j) $-O(C_1-C_8 \text{ alkyl})$, (k) $-CN$, (l) $-NO_2$, (m) $-CONH_2$, (n) $C(O)NH(C_1-C_8 \text{ alkyl})$, (o) $C(O)N(C_1-C_8 \text{ alkyl})_2$, (p) $-COH$, (q) $-COCH_3$, (r) $-S(O)_pCH_3$, (s) $-S(O)_pN(C_1-C_8 \text{ alkyl})_2$, (t) $-S(C_1-C_8 \text{ alkyl})$, (u) $-C(O)OH$, (v) $-C(O)O(C_1-C_8 \text{ alkyl})$, (w) $-N_3$, (x) $-NHC(O)(C_1-C_8 \text{ alkyl})$, (y) $-N(C_1-C_8 \text{ alkyl})C(O)(C_1-C_8 \text{ alkyl})$, (z) $-NH_2$, (aa) $-NH(C_1-C_8 \text{ alkyl})$, (bb) $-N(C_1-C_8 \text{ alkyl})_2$, (cc) $-C_1-C_8 \text{ alkyl}$, (dd) $-C_2-C_8 \text{ alkenyl}$, (ee) $-C_2-C_8 \text{ alkynyl}$, (ff) $-haloalkyl$, (gg) $-(C_1-C_8 \text{ alkyl})-(3-14 \text{ membered saturated, unsaturated, or aromatic heterocycle containing one or more heteroatoms selected from the group consisting of nitrogen, oxygen, and sulfur})$, (hh) $-(C_1-C_8 \text{ alkyl})-(3-14 \text{ membered saturated, unsaturated, or aromatic carbocycle})$, (ii) $-3-14 \text{ membered saturated, unsaturated, or aromatic heterocycle containing one or more heteroatoms selected from the group consisting of nitrogen, oxygen, and sulfur}$, (jj) $-3-14 \text{ membered saturated, unsaturated, or aromatic carbocycle}$, (kk) $-(C=NH)NH_2$, (ll) $-C(=NH)NH_2$, (mm) $-C(O)R^{13}$, (nn) $=O$, and (oo) $=NR^{13}$;

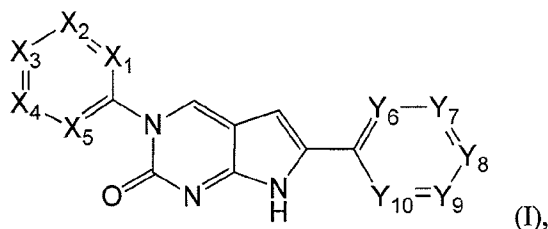
wherein each (aa) through (jj) is optionally substituted with one or more R^{13} ;

R^{13} is independently selected from (a) hydrogen, (b) halogen, (c) $-C_1-C_8 \text{ alkyl}$, (d) $-C_2-C_8 \text{ alkenyl}$, (e) $-C_2-C_8 \text{ alkynyl}$, (f) $-haloalkyl$, (g) $-OH$, (h) $-OC_1-C_8 \text{ alkyl}$, (i) $-OC_2-C_8 \text{ alkenyl}$, (j) $-OC_2-C_8 \text{ alkynyl}$, (k) $-OCF_3$, (l) $-OCH_3$, (m) $-OCF_2H$, (n) $-OCFH_2$, (o) $-NH_2$, (p) $-CN$, (q) $-N_3$, (r) $-S(O)_pC_1-C_8 \text{ alkyl}$, (s) $-3-14 \text{ membered saturated, unsaturated, or aromatic heterocycle containing one or more heteroatoms selected from the group consisting of nitrogen, oxygen, and sulfur}$, and (t) $-3-14 \text{ membered saturated, unsaturated, or aromatic carbocycle}$;

p is 0, 1, or 2; and

t is 0, 1, or 2.

In some embodiments, the present invention relates to a compound or a tautomer thereof, or a pharmaceutically acceptable salt, ester, or prodrug of said compound or tautomer, having the formula:



or a tautomer thereof, or a pharmaceutically acceptable salt, ester, or prodrug of said compound or tautomer, wherein

X_1 is CR^1 or N; X_2 is CR^2 or N; X_3 is CR^3 or N; X_4 is CR^4 or N; X_5 is CR^5 or N; with the proviso that X_1 , X_2 , X_3 , X_4 , and X_5 are not all N;

Y_6 is CR^6 or N; Y_7 is CR^7 or N; Y_8 is CR^8 or N; Y_9 is CR^9 or N; Y_{10} is CR^{10} or N; with the proviso that Y_6 , Y_7 , Y_8 , Y_9 , and Y_{10} are not all N; wherein

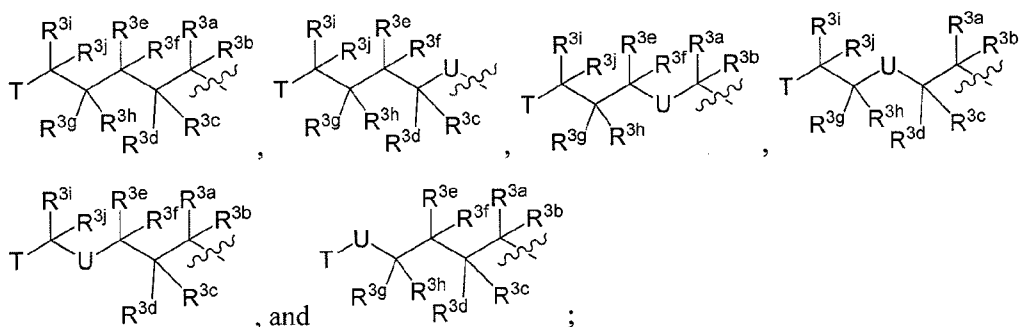
R^1 , R^2 , R^4 , R^5 , R^6 , R^7 , R^8 and R^{10} are each independently selected from (a) hydrogen, (b) F, (c) Cl, (d) Br, (e) I, (f) $-CF_3$, (g) $-CF_2H$, (h) $-CFH_2$, (i) $-OCF_3$, (j) $-OCF_2H$, (k) $-OCFH_2$, (l) $-OCH_3$, (m) $-CN$, (n) $-N_3$, (o) $-NO_2$, (p) $-NR^{11}R^{11}$, (q) $-NR^{11}(CO)R^{11}$, (r) $-(CO)NR^{11}R^{11}$, (s) $-OR^{11}$, (t) $-COH$, (u) $-CO(C_1-C_8 \text{ alkyl})$, (v) $-COR^{11}$, (w) $-NR^{11}(CNR^{11})NR^{11}R^{11}$, (x) $-S(O)_pR^{11}$, (y) $-NR^{11}S(O)_pR^{11}$, (z) $-SR^{11}$, (aa) $-SCF_3$, (bb) $-C(CF_3)H-NH-CHR^{11}R^{11}$, (cc) $-COOR^{11}$, (dd) $-(OCH_2CH_2)_tR^{11}$, (ee) $-(OCH_2CH_2)_tOR^{11}$, (ff) $-C_1-C_8 \text{ alkyl}$, (gg) $-C_2-C_8 \text{ alkenyl}$, (hh) $-C_2-C_8 \text{ alkynyl}$, (ii) $-(C_1-C_8 \text{ alkyl})-(3-14 \text{ membered saturated, unsaturated, or aromatic heterocycle containing one or more heteroatoms selected from the group consisting of nitrogen, oxygen, and sulfur})$, (jj) $-(C_1-C_8 \text{ alkyl})-(3-14 \text{ membered saturated, unsaturated, or aromatic carbocycle})$, (kk) $-haloalkyl$, (ll) $-(3-14 \text{ membered saturated, unsaturated, or aromatic heterocycle containing one or more heteroatoms selected from the group consisting of nitrogen, oxygen, and sulfur})$, (mm) $-(3-14 \text{ membered saturated, unsaturated, or aromatic carbocycle})$, and (nn) $-CHR^{11}-NH-(3-14 \text{ membered saturated, unsaturated, or aromatic heterocycle containing one or more heteroatoms selected from the group consisting of nitrogen, oxygen, and sulfur})$;

wherein each (ff) through (nn) is optionally substituted with one or more R^{12} ;

each R^{11} is independently selected from (a) hydrogen, (b) halogen, (c) $-CF_3$, (d) $-CF_2H$, (e) $-CFH_2$, (f) $-OH$, (g) $-SH$, (h) $-(C_1-C_8 \text{ alkyl})OH$, (i) $-OCF_3$, (j) $-OCF_2H$, (k) $-OCFH_2$, (l) $-OCH_3$, (m) $-OR^{12}$, (n) $-COR^{12}$, (o) $-CN$, (p) $-NO_2$, (q) $-CONH_2$, (r) $-CONR^{12}R^{12}$, (s) $-C(O)CH_3$, (t) $-S(O)_pCH_3$, (u) $-S(O)_pNR^{12}R^{12}$, (v) $-SR^{12}$, (w) $-C(O)OH$, (x)

- $-\text{C}(\text{O})\text{OR}^{12}$, (y) $-\text{N}_3$, (z) $-\text{NH}_2$, (aa) $-\text{NR}^{12}\text{C}(\text{O})\text{R}^{12}$, (bb) $-\text{NH}(\text{C}_1-\text{C}_8 \text{ alkyl})$, (cc) $-\text{N}(\text{C}_1-\text{C}_8 \text{ alkyl})_2$, (dd) $-\text{C}_1-\text{C}_8 \text{ alkyl}$, (ee) $-\text{C}_2-\text{C}_8 \text{ alkenyl}$, (ff) $-\text{C}_2-\text{C}_8 \text{ alkynyl}$, (gg) $-\text{haloalkyl}$, (hh) $-(\text{C}_1-\text{C}_8 \text{ alkyl})-(3-14 \text{ membered saturated, unsaturated, or aromatic heterocycle containing one or more heteroatoms selected from the group consisting of nitrogen, oxygen, and sulfur})$,
 5 (ii) $-(\text{C}_1-\text{C}_8 \text{ alkyl})-(3-14 \text{ membered saturated, unsaturated, or aromatic carbocycle})$, (jj) $3-14 \text{ membered saturated, unsaturated, or aromatic heterocycle containing one or more heteroatoms selected from the group consisting of nitrogen, oxygen, and sulfur}$, (kk) $3-14 \text{ membered saturated, unsaturated, or aromatic carbocycle}$, and (ll) $-(\text{C}=\text{NH})\text{NR}^{12}\text{R}^{12}$;
 wherein each (bb) through (kk) is optionally substituted with one or more R^{12} ;
 10 alternatively two R^{11} substituents are taken together to form (a) $3-7 \text{ membered saturated or unsaturated carbocyclic}$ or (b) $3-7 \text{ membered saturated or unsaturated heterocyclic ring containing one or more heteroatoms selected from the group consisting of nitrogen, oxygen, and sulfur}$, wherein each (a) through (b) is optionally substituted with one or more R^{12} ;

- 15 R^3 is selected from:



- wherein R^{3a} , R^{3b} , R^{3c} , R^{3d} , R^{3e} , R^{3f} , R^{3g} , R^{3h} , R^{3i} , and R^{3j} are each independently selected from (a) hydrogen, (b) halogen, (c) $-\text{CH}_3$, (d) $-\text{CF}_3$, (e) $-\text{CF}_2\text{H}$, (f) $-\text{CFH}_2$, (g) $-\text{OCF}_3$, (h) $-\text{OCF}_2\text{H}$, (i) $-\text{OCFH}_2$, (j) $-\text{OCH}_3$, (k) $-\text{OR}^{11}$, (l) $-\text{C}_1-\text{C}_8 \text{ alkyl}$, (m) haloalkyl, (n) $3-14 \text{ membered saturated, unsaturated, or aromatic heterocycle containing one or more heteroatoms selected from the group consisting of nitrogen, oxygen, and sulfur}$, and (o) $3-14 \text{ membered saturated, unsaturated, or aromatic carbocycle}$;
 wherein each (l) through (o) is optionally substituted with one or more R^{12} ;
 25 alternatively, one or more pairs of substituents selected from R^{3a} and R^{3b} , R^{3c} and R^{3d} , R^{3e} and R^{3f} , R^{3g} and R^{3h} , and R^{3i} and R^{3j} are taken together with the carbon atom to which they are attached to form (a) $3-7 \text{ membered saturated or unsaturated carbocyclic}$, (b) $3-7$

membered saturated or unsaturated heterocyclic ring containing one or more heteroatoms selected from the group consisting of nitrogen, oxygen, and sulfur, (c) an exo carbon-carbon double bond, (d) carbonyl group, or (e) thiocarbonyl group;

wherein each (a) through (b) is optionally substituted with one or more R^{12} ;

5 alternatively, wherein two substituents selected from R^{3a} , R^{3b} , R^{3c} , R^{3d} , R^{3e} , R^{3f} , R^{3g} , R^{3h} , R^{3i} , and R^{3j} on different carbon atoms are taken together with the intervening atoms to which they are attached to form (a) –3–7 membered saturated or unsaturated carbocyclic or (b) –3–7 membered saturated or unsaturated heterocyclic ring containing one or more heteroatoms selected from the group consisting of nitrogen, oxygen, and sulfur;

10 wherein each (a) through (b) is optionally substituted with one or more R^{12} ;

alternatively, wherein two substituents selected from R^{3a} , R^{3b} , R^{3c} , R^{3d} , R^{3e} , R^{3f} , R^{3g} , R^{3h} , R^{3i} , and R^{3j} on two adjacent carbon atoms are taken together with the bond between said adjacent carbon atoms form a substituted or unsubstituted carbon-carbon double bond, or wherein four substituents selected from R^{3a} , R^{3b} , R^{3c} , R^{3d} , R^{3e} , R^{3f} , R^{3g} , R^{3h} , R^{3i} , and R^{3j} on two adjacent carbon atoms are taken together with the bond between said adjacent carbon atoms form a carbon-carbon triple bond;

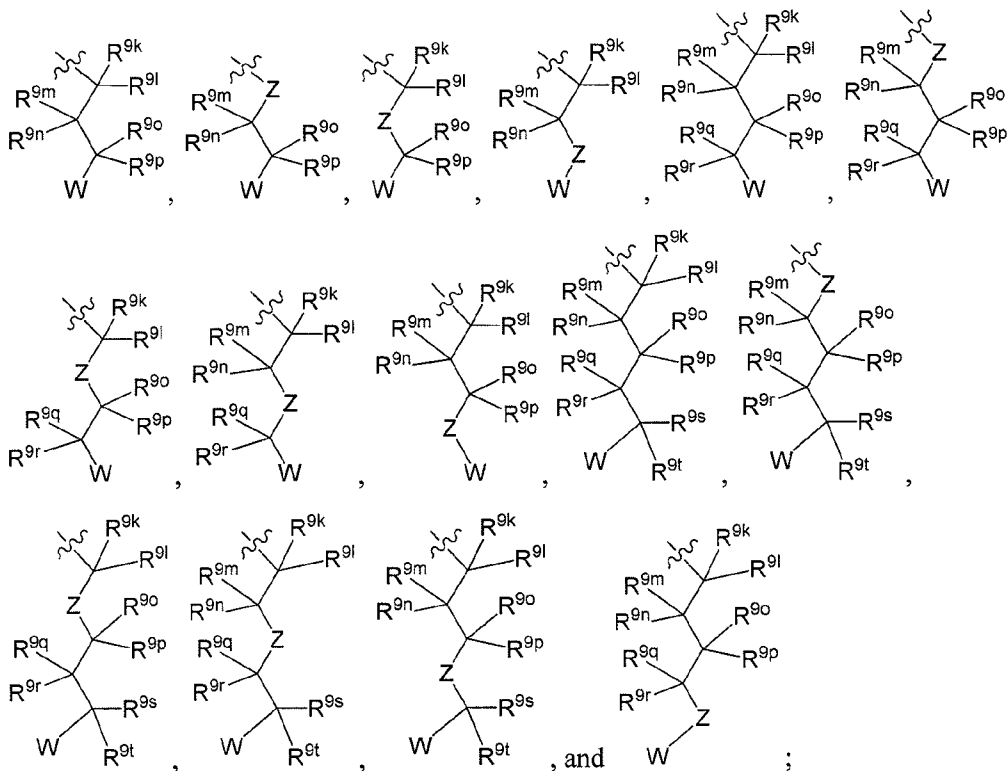
U is selected from $-O-$, $-S(O)_p-$, $-NR^{11}-$, $-(C=O)-$, $-NR^{11}(C=O)-$, $-(C=O)NR^{11}-$, $-S(O)_pNR^{11}-$, $-NR^{11}S(O)_p-$ and $-NR^{11}S(O)_pNR^{11}-$;

T is selected from $-NR^{11}R^{11}$, $-NR^{11}(C=O)OR^{11}$, $-NR^{11}(C=NR^{11})NR^{11}R^{11}$, and OR^{11} ;

20 alternatively, one R^{11} and one substituent selected from R^{3a} , R^{3b} , R^{3c} , R^{3d} , R^{3e} , R^{3f} , R^{3g} , R^{3h} , R^{3i} , and R^{3j} are taken together with the intervening atoms to which they are attached to form (a) –3–7 membered saturated or unsaturated carbocyclic or (b) –3–7 membered saturated or unsaturated heterocyclic ring containing one or more heteroatoms selected from the group consisting of nitrogen, oxygen, and sulfur;

25 wherein each (a) through (b) is optionally substituted with one or more R^{12} ;

R^9 is selected from:



- wherein R^{9k} , R^{9l} , R^{9m} , R^{9n} , R^{9o} , R^{9p} , R^{9q} , R^{9r} , R^{9s} , and R^{9t} are each independently
- 5 selected from (a) hydrogen, (b) halogen, (c) $-\text{CH}_3$, (d) $-\text{CF}_3$, (e) $-\text{CF}_2\text{H}$, (f) $-\text{CFH}_2$, (g) $-\text{OCF}_3$, (h) $-\text{OCH}_3$, (i) $-\text{OCF}_2\text{H}$, (j) $-\text{OCFH}_2$, (k) $-\text{OR}^{11}$, (l) $-\text{C}_1-\text{C}_8$ alkyl, (m) haloalkyl, (n) 3–14 membered saturated, unsaturated, or aromatic heterocycle containing one or more heteroatoms selected from the group consisting of nitrogen, oxygen, and sulfur, and (o) 3–14 membered saturated, unsaturated, or aromatic carbocycle;
- 10 wherein each (l) through (o) is optionally substituted with one or more R^{12} ;
- alternatively, one or more pairs of substituents selected from R^{9k} and R^{9l} , R^{9m} and R^{9n} , R^{9o} and R^{9p} , R^{9q} and R^{9r} , and R^{9s} and R^{9t} are taken together with the carbon atom to which they are attached to form (a) 3–7 membered saturated or unsaturated carbocyclic, (b) 3–7 membered saturated or unsaturated heterocyclic ring containing one or more heteroatoms
- 15 selected from the group consisting of nitrogen, oxygen, and sulfur, (c) an exo carbon-carbon double bond, (d) carbonyl group, and (e) thiocarbonyl group;
- wherein each (a) through (c) is optionally substituted with one or more R^{12} ;
- alternatively, two substituents selected from R^{9k} , R^{9l} , R^{9m} , R^{9n} , R^{9o} , R^{9p} , R^{9q} , R^{9r} , R^{9s} , and R^{9t} on different carbon atoms are taken together with the intervening atoms to which they

are attached to form (a) 3–7 membered saturated or unsaturated carbocyclic or (b) 3–7 membered saturated or unsaturated heterocyclic ring containing one or more heteroatoms selected from the group consisting of nitrogen, oxygen, and sulfur;

wherein each (a) through (b) is optionally substituted with one or more R¹²;

alternatively, two substituents selected from R^{9k} , R^{9l} , R^{9m} , R^{9n} , R^{9o} , R^{9p} , R^{9q} , R^{9r} , R^{9s} , and R^{9t} on two adjacent carbon atoms are taken together with the bond between said adjacent carbon atoms form a substituted or unsubstituted carbon-carbon double bond, or four substituents selected from R^{9k} , R^{9l} , R^{9m} , R^{9n} , R^{9o} , R^{9p} , R^{9q} , R^{9r} , R^{9s} , and R^{9t} on two adjacent carbon atoms are taken together with the bond between said adjacent carbon atoms form a carbon-carbon triple bond;

Z is selected from $-O-$, $-S(O)_p-$, $-NR^{11}-$, $-(C=O)-$, $-NR^{11}(C=O)-$, $-(C=O)NR^{11}-$, $-S(O)_pNR^{11}-$, $-NR^{11}S(O)_p-$ and $-NR^{11}S(O)_pNR^{11}-$;

W is selected from $-\text{NR}^{11}\text{R}^{11}$, $-\text{NR}^{11}(\text{CO})\text{OR}^{11}$, $-\text{NR}^{11}(\text{C}=\text{NR}^{11})\text{NR}^{11}\text{R}^{11}$, and $-\text{OR}^{11}$;

alternatively, one R¹¹ and one substituent selected from R^{9k}, R^{9l}, R^{9m}, R⁹ⁿ, R^{9o}, R^{9p},
15 R^{9q}, R^{9r}, R^{9s}, and R^{9t} are taken together with the intervening atoms to which they are attached
to form (a) –3–7 membered saturated or unsaturated carbocyclic or (b) –3–7 membered
saturated or unsaturated heterocyclic ring containing one or more heteroatoms selected from
the group consisting of nitrogen, oxygen, and sulfur;

wherein each (a) through (b) is optionally substituted with one or more R¹²;

20 R^{12} is independently selected from (a) hydrogen, (b) halogen, (c) $-CF_3$, (d) $-CF_2H$, (e) $-CFH_2$, (f) $-OH$, (g) $-SH$, (h) $-(C_1-C_8 \text{ alkyl})OH$, (i) $-OCF_3$, (j) $-OCH_3$, (k) $-OCF_2H$, (l) $-OCFH_2$, (m) $-O(C_1-C_8 \text{ alkyl})$, (n) $-CN$, (o) $-NO_2$, (p) $-CONH_2$, (q) $-C(O)H$, (r) $-C(O)CH_3$, (s) $-S(O)_pCH_3$, (t) $-S(O)_pN(C_1-C_8 \text{ alkyl})_2$, (u) $-S(C_1-C_8 \text{ alkyl})$, (v) $-C(O)OH$, (w) $-C(O)O(C_1-C_8 \text{ alkyl})$, (x) $-N_3$, (y) $-NHC(O)(C_1-C_8 \text{ alkyl})$, (z) $-N(C_1-C_8 \text{ alkyl})C(O)(C_1-C_8$
25 $\text{alkyl})$, (aa) $-NH_2$, (bb) $-NH(C_1-C_8 \text{ alkyl})$, (cc) $-N(C_1-C_8 \text{ alkyl})_2$, (dd) $-C_1-C_8 \text{ alkyl}$, (ee) $-C_2-C_8 \text{ alkenyl}$, (ff) $-C_2-C_8 \text{ alkynyl}$, (gg) $-haloalkyl$, (hh) $-(C_1-C_8 \text{ alkyl})-(3-14 \text{ membered saturated, unsaturated, or aromatic heterocycle containing one or more heteroatoms selected from the group consisting of nitrogen, oxygen, and sulfur})$, (ii) $-(C_1-C_8 \text{ alkyl})-(3-14 \text{ membered saturated, unsaturated, or aromatic carbocycle})$, (jj) $-3-14 \text{ membered saturated, unsaturated, or aromatic heterocycle containing one or more heteroatoms selected from the group consisting of nitrogen, oxygen, and sulfur}$, (kk) $-3-14 \text{ membered saturated,}$
30

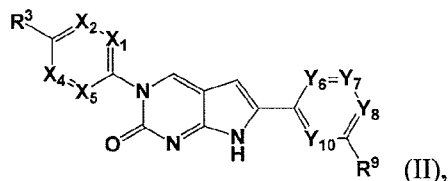
unsaturated, or aromatic carbocycle, (ll) $-(C=NH)NH_2$, (mm) $-C(O)NH(C_1-C_8 \text{ alkyl})$, (nn) $-C(O)N(C_1-C_8 \text{ alkyl})_2$, and (oo) $-C(=NH)NH_2$;

p is 0, 1, or 2; and

t is 0, 1, or 2.

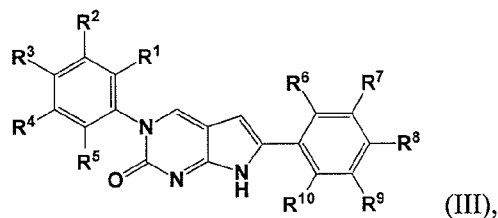
5

In some embodiments, the present invention relates to a compound having the formula:



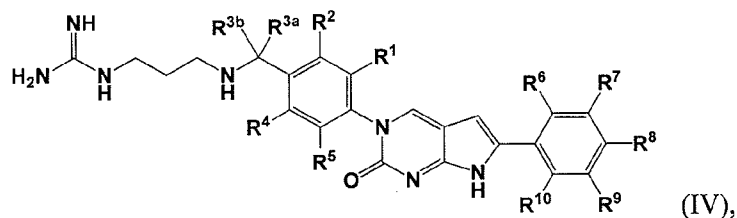
or a tautomer thereof, or a pharmaceutically acceptable salt, ester, or prodrug of said compound or tautomer, wherein X_1 , X_2 , X_4 , X_5 , Y_6 , Y_7 , Y_8 , Y_{10} , R^3 and R^9 are as defined herein.

In some embodiments, the present invention relates to a compound having the formula:



or a tautomer thereof, or a pharmaceutically acceptable salt, ester, or prodrug of said compound or tautomer, wherein R^1 , R^2 , R^3 , R^4 , R^5 , R^6 , R^7 , R^8 , R^9 , and R^{10} are as defined herein.

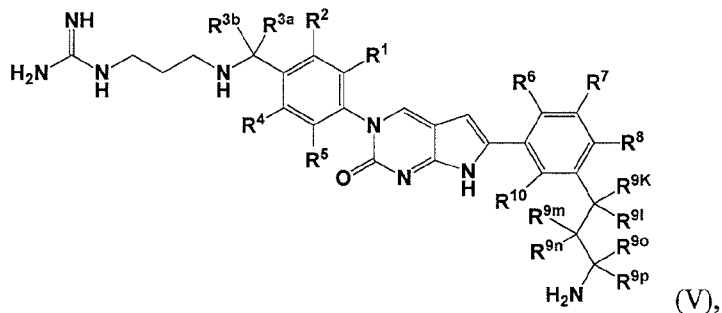
In some embodiments, the present invention relates to a compound having the formula:



20

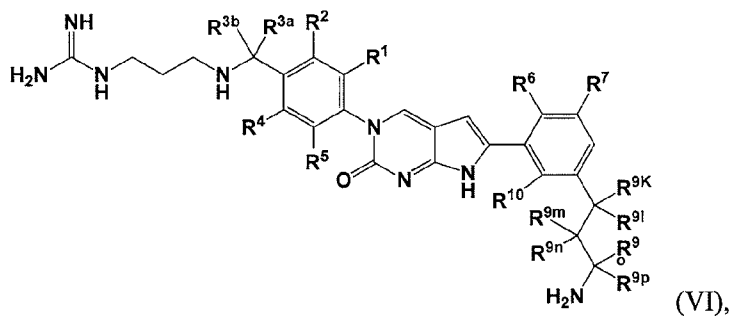
or a tautomer thereof, or a pharmaceutically acceptable salt, ester, or prodrug of said compound or tautomer, wherein R^1 , R^2 , R^{3a} , R^{3b} , R^4 , R^5 , R^6 , R^7 , R^8 , R^9 , and R^{10} are as defined herein.

In some embodiments, the present invention relates to a compound having formula:



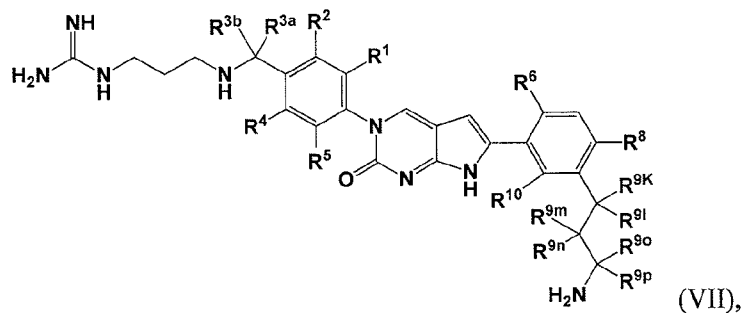
or a tautomer thereof, or a pharmaceutically acceptable salt, ester, or prodrug of said compound or tautomer, wherein R^1 , R^2 , R^{3a} , R^{3b} , R^4 , R^5 , R^6 , R^7 , R^8 , R^{9k} , R^{9l} , R^{9m} , R^{9n} , R^{9o} , R^{9p} , and R^{10} are as defined herein.

In some embodiments, the present invention relates to a compound having formula:



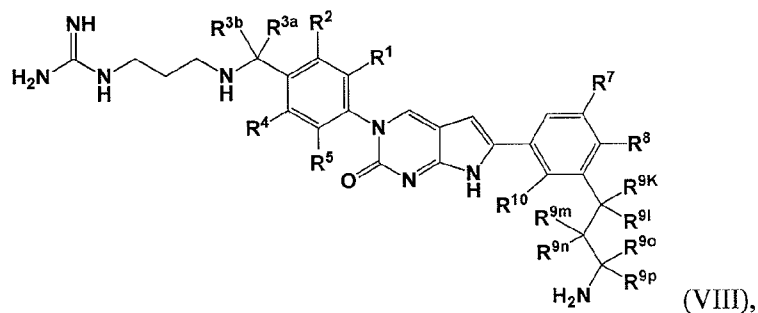
or a tautomer thereof, or a pharmaceutically acceptable salt, ester, or prodrug of said compound or tautomer, wherein R^1 , R^2 , R^{3a} , R^{3b} , R^4 , R^5 , R^6 , R^7 , R^{9k} , R^{9l} , R^{9m} , R^{9n} , R^{9o} , R^{9p} , and R^{10} are as defined herein.

In some embodiments, the present invention relates to a compound having formula:



or a tautomer thereof, or a pharmaceutically acceptable salt, ester, or prodrug of said compound or tautomer, wherein R^1 , R^2 , R^{3a} , R^{3b} , R^4 , R^5 , R^6 , R^8 , R^{9k} , R^{9l} , R^{9m} , R^{9n} , R^{9o} , R^{9p} , and R^{10} are as defined herein.

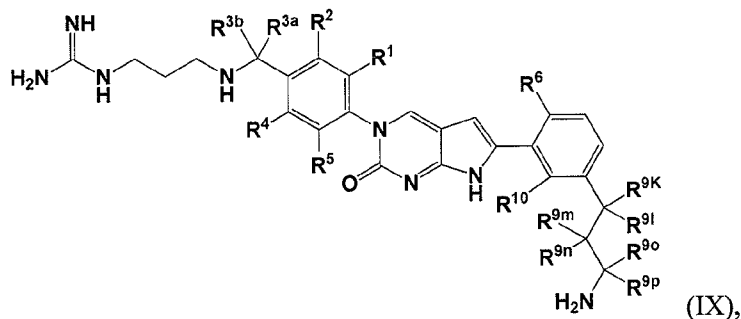
5 In some embodiments, the present invention relates to a compound having formula:



or a tautomer thereof, or a pharmaceutically acceptable salt, ester, or prodrug of said compound or tautomer, wherein R^1 , R^2 , R^{3a} , R^{3b} , R^4 , R^5 , R^7 , R^8 , R^{9k} , R^{9l} , R^{9m} , R^{9n} , R^{9o} , R^{9p} , and R^{10} are as defined herein.

10

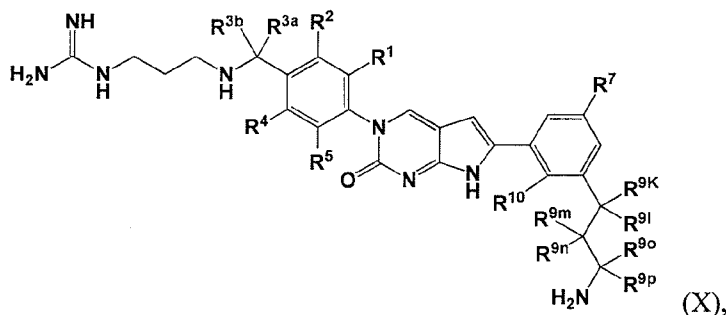
In some embodiments, the present invention relates to a compound having formula:



or a tautomer thereof, or a pharmaceutically acceptable salt, ester, or prodrug of said compound or tautomer, wherein R¹, R², R^{3a}, R^{3b}, R⁴, R⁵, R⁶, R^{9k}, R^{9l}, R^{9m}, R⁹ⁿ, R^{9o}, R^{9p}, and R¹⁰ are as defined herein.

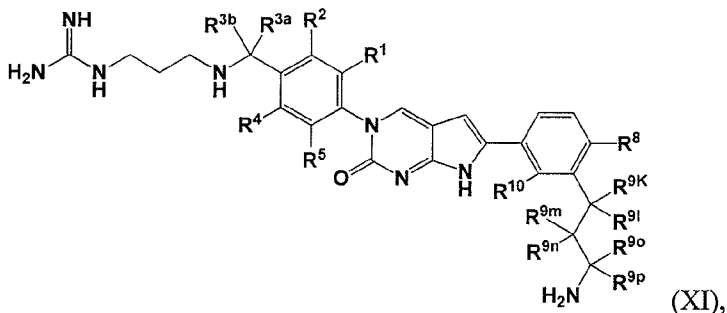
In some embodiments, the present invention relates to a compound having formula:

5



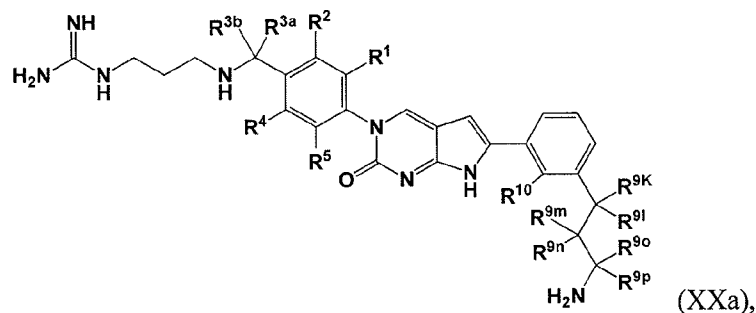
or a tautomer thereof, or a pharmaceutically acceptable salt, ester, or prodrug of said compound or tautomer, wherein R¹, R², R^{3a}, R^{3b}, R⁴, R⁵, R⁷, R^{9k}, R^{9l}, R^{9m}, R⁹ⁿ, R^{9o}, R^{9p}, and R¹⁰ are as defined herein.

10 In some embodiments, the present invention relates to a compound having formula:



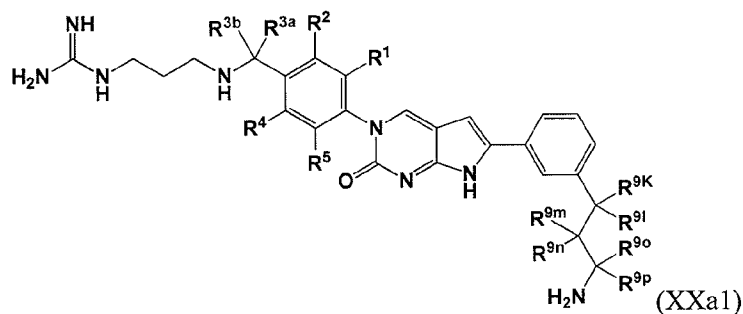
or a tautomer thereof, or a pharmaceutically acceptable salt, ester, or prodrug of said compound or tautomer, wherein R¹, R², R^{3a}, R^{3b}, R⁴, R⁵, R⁸, R^{9k}, R^{9l}, R^{9m}, R⁹ⁿ, R^{9o}, R^{9p}, and R¹⁰ are as defined herein.

In some embodiments, the present invention relates to a compound having formula:



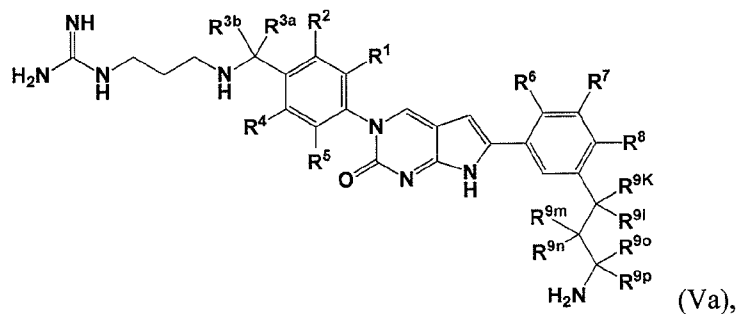
or a tautomer thereof, or a pharmaceutically acceptable salt, ester, or prodrug of said compound or tautomer, wherein R^1 , R^2 , R^{3a} , R^{3b} , R^4 , R^5 , R^{9k} , R^{9l} , R^{9m} , R^{9n} , R^{9o} , R^{9p} , and R^{10} are as defined herein.

5 In some embodiments, the present invention relates to a compound having formula:



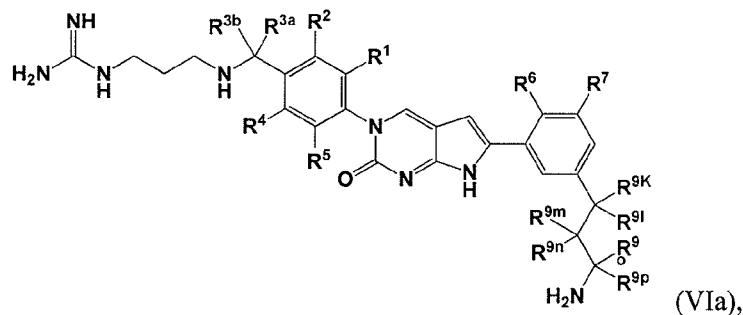
or a tautomer thereof, or a pharmaceutically acceptable salt, ester, or prodrug of said compound or tautomer, wherein R^1 , R^2 , R^{3a} , R^{3b} , R^4 , R^5 , R^{9k} , R^{9l} , R^{9m} , R^{9n} , R^{9o} , and R^{9p} are as defined herein.

10 In some embodiments, the present invention relates to a compound having formula:



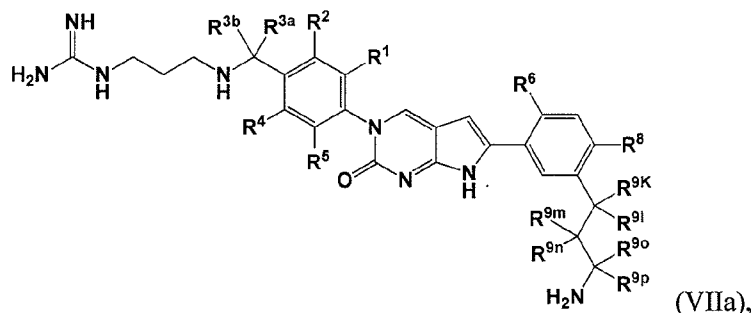
or a tautomer thereof, or a pharmaceutically acceptable salt, ester, or prodrug of said compound or tautomer, wherein R^1 , R^2 , R^{3a} , R^{3b} , R^4 , R^5 , R^6 , R^7 , R^8 , R^{9k} , R^{9l} , R^{9m} , R^{9n} , R^{9o} , and R^{9p} are as defined herein.

15 In some embodiments, the present invention relates to a compound having formula:



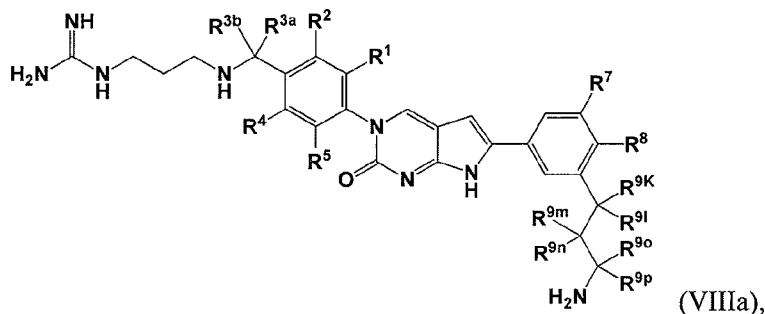
or a tautomer thereof, or a pharmaceutically acceptable salt, ester, or prodrug of said compound or tautomer, wherein R^1 , R^2 , R^{3a} , R^{3b} , R^4 , R^5 , R^6 , R^7 , R^{9k} , R^{9l} , R^{9m} , R^{9n} , R^{9o} , and R^{9p} are as defined herein.

5 In some embodiments, the present invention relates to a compound having formula:



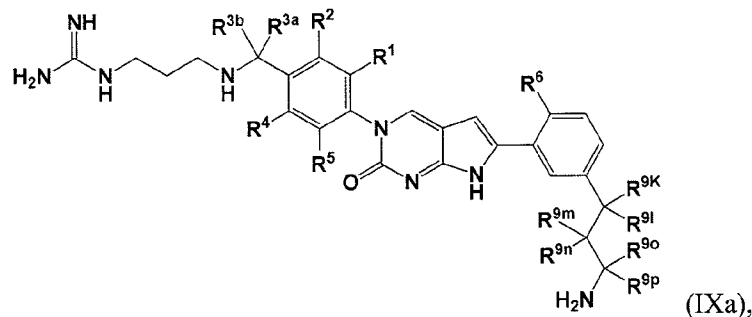
or a tautomer thereof, or a pharmaceutically acceptable salt, ester, or prodrug of said compound or tautomer, wherein R^1 , R^2 , R^{3a} , R^{3b} , R^4 , R^5 , R^6 , R^8 , R^{9k} , R^{9l} , R^{9m} , R^{9n} , R^{9o} , and R^{9p} are as defined herein.

10 In some embodiments, the present invention relates to a compound having formula:



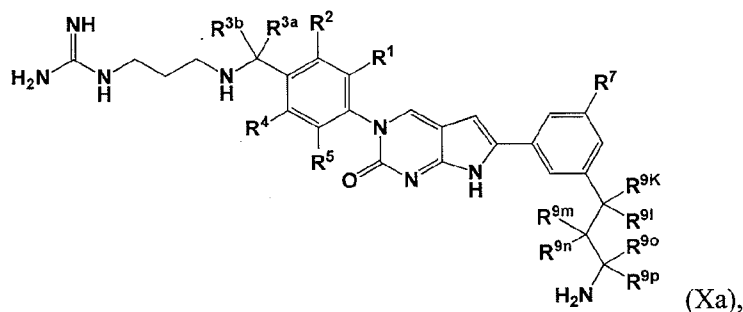
or a tautomer thereof, or a pharmaceutically acceptable salt, ester, or prodrug of said compound or tautomer, wherein R^1 , R^2 , R^{3a} , R^{3b} , R^4 , R^5 , R^7 , R^8 , R^{9k} , R^{9l} , R^{9m} , R^{9n} , R^{9o} , and R^{9p} are as defined herein.

15 In some embodiments, the present invention relates to a compound having formula:



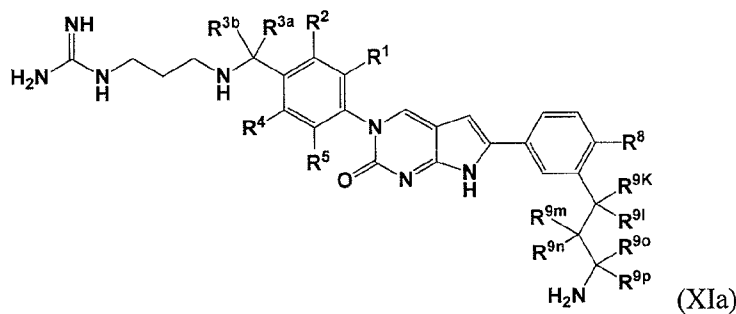
or a tautomer thereof, or a pharmaceutically acceptable salt, ester, or prodrug of said compound or tautomer, wherein R^1 , R^2 , R^{3a} , R^{3b} , R^4 , R^5 , R^6 , R^{9k} , R^{9l} , R^{9m} , R^{9n} , R^{9o} , and R^{9p} are as defined herein.

5 In some embodiments, the present invention relates to a compound having formula:



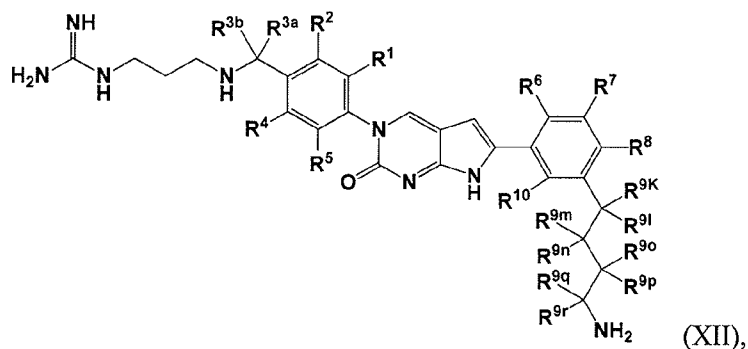
or a tautomer thereof, or a pharmaceutically acceptable salt, ester, or prodrug of said compound or tautomer, wherein R^1 , R^2 , R^{3a} , R^{3b} , R^4 , R^5 , R^7 , R^{9k} , R^{9l} , R^{9m} , R^{9n} , R^{9o} , and R^{9p} are as defined herein.

10 In some embodiments, the present invention relates to a compound having formula:



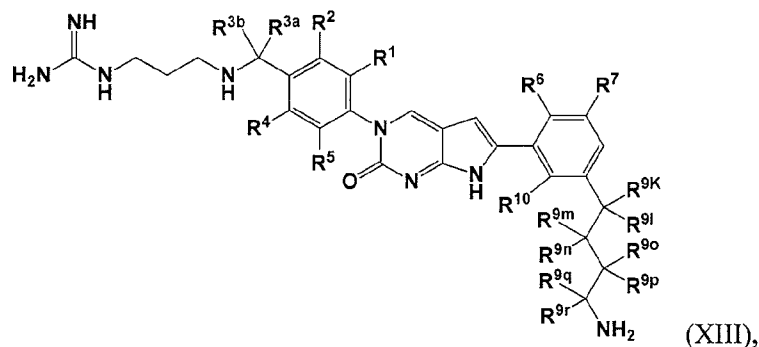
or a tautomer thereof, or a pharmaceutically acceptable salt, ester, or prodrug of said compound or tautomer, wherein R^1 , R^2 , R^{3a} , R^{3b} , R^4 , R^5 , R^8 , R^{9k} , R^{9l} , R^{9m} , R^{9n} , R^{9o} , and R^{9p} are as defined herein.

In some embodiments, the present invention relates to a compound having formula:



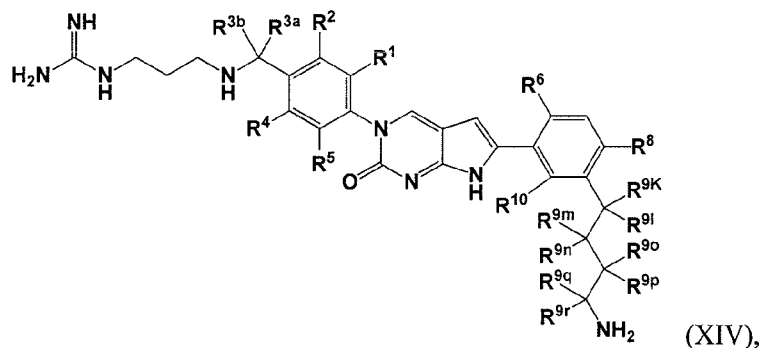
or a tautomer thereof, or a pharmaceutically acceptable salt, ester, or prodrug of said compound or tautomer, wherein R^1 , R^2 , R^{3a} , R^{3b} , R^4 , R^5 , R^6 , R^7 , R^8 , R^{9k} , R^{9l} , R^{9m} , R^{9n} , R^{9o} , R^{9p} , R^{9q} , R^{9r} , and R^{10} are as defined herein.

In some embodiments, the present invention relates to a compound having formula:



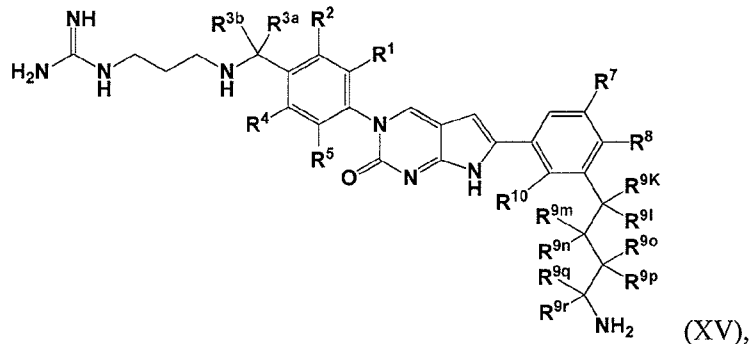
or a tautomer thereof, or a pharmaceutically acceptable salt, ester, or prodrug of said compound or tautomer, wherein R^1 , R^2 , R^{3a} , R^{3b} , R^4 , R^5 , R^6 , R^7 , R^{9k} , R^{9l} , R^{9m} , R^{9n} , R^{9o} , R^{9p} , R^{9q} , R^{9r} , and R^{10} are as defined herein.

In some embodiments, the present invention relates to a compound having formula:



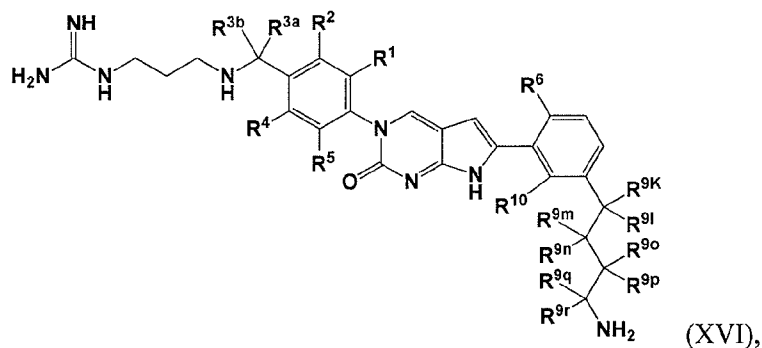
or a tautomer thereof, or a pharmaceutically acceptable salt, ester, or prodrug of said compound or tautomer, wherein R^1 , R^2 , R^{3a} , R^{3b} , R^4 , R^5 , R^6 , R^8 , R^{9k} , R^{9l} , R^{9m} , R^{9n} , R^{9o} , R^{9p} , R^{9q} , R^{9r} , and R^{10} are as defined herein.

In some embodiments, the present invention relates to a compound having formula:



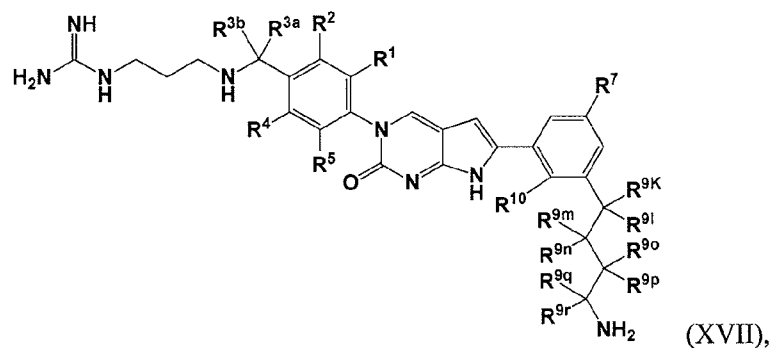
or a tautomer thereof, or a pharmaceutically acceptable salt, ester, or prodrug of said compound or tautomer, wherein R^1 , R^2 , R^{3a} , R^{3b} , R^4 , R^5 , R^7 , R^8 , R^{9k} , R^{9l} , R^{9m} , R^{9n} , R^{9o} , R^{9p} , R^{9q} , R^{9r} , and R^{10} are as defined herein.

In some embodiments, the present invention relates to a compound having formula:



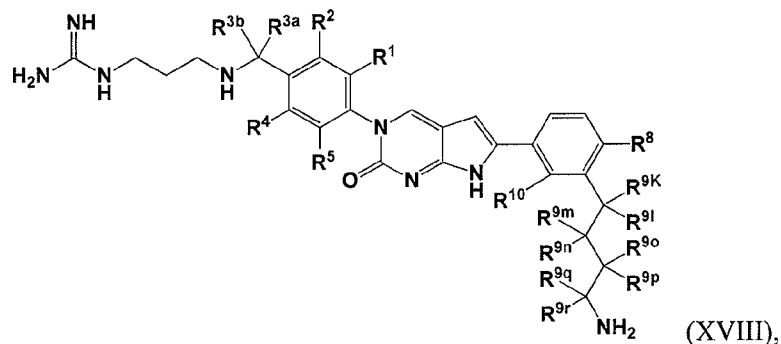
or a tautomer thereof, or a pharmaceutically acceptable salt, ester, or prodrug of said compound or tautomer, wherein R^1 , R^2 , R^{3a} , R^{3b} , R^4 , R^5 , R^6 , R^{9k} , R^{9l} , R^{9m} , R^{9n} , R^{9o} , R^{9p} , R^{9q} , R^{9r} , and R^{10} are as defined herein.

In some embodiments, the present invention relates to a compound having formula:



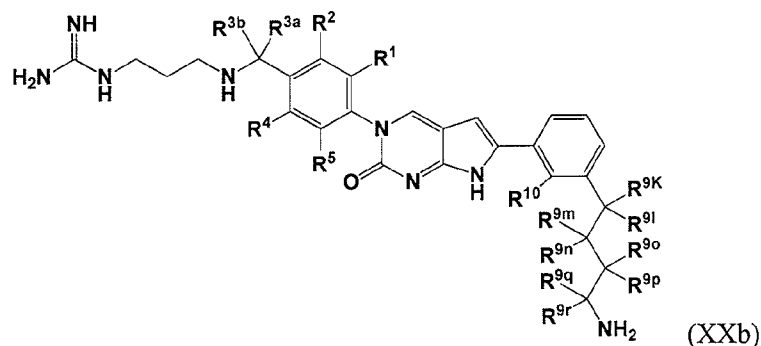
or a tautomer thereof, or a pharmaceutically acceptable salt, ester, or prodrug of said compound or tautomer, wherein R^1 , R^2 , R^{3a} , R^{3b} , R^4 , R^5 , R^7 , R^{9k} , R^{9l} , R^{9m} , R^{9n} , R^{9o} , R^{9p} , R^{9q} , R^{9r} , and R^{10} are as defined herein.

In some embodiments, the present invention relates to a compound having formula:



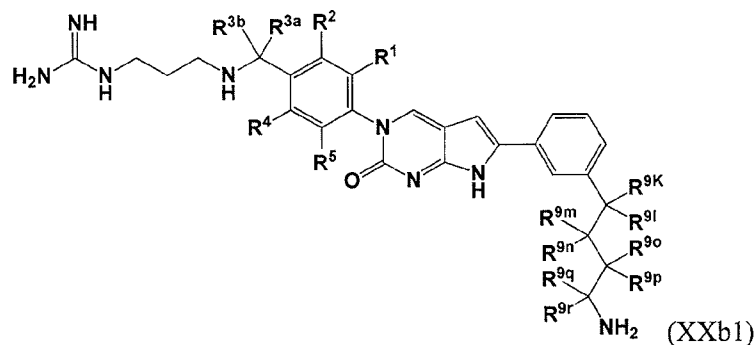
or a tautomer thereof, or a pharmaceutically acceptable salt, ester, or prodrug of said compound or tautomer, wherein R^1 , R^2 , R^{3a} , R^{3b} , R^4 , R^5 , R^8 , R^{9k} , R^{9l} , R^{9m} , R^{9n} , R^{9o} , R^{9p} , R^{9q} , R^{9r} , and R^{10} are as defined herein.

In some embodiments, the present invention relates to a compound having formula:



or a tautomer thereof, or a pharmaceutically acceptable salt, ester, or prodrug of said compound or tautomer, wherein R^1 , R^2 , R^{3a} , R^{3b} , R^4 , R^5 , R^{9k} , R^{9l} , R^{9m} , R^{9n} , R^{9o} , R^{9p} , R^{9q} , R^{9r} , and R^{10} are as defined herein.

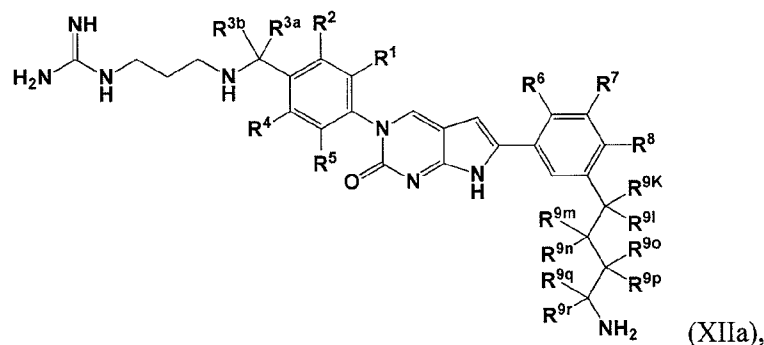
In some embodiments, the present invention relates to a compound having formula:



5

or a tautomer thereof, or a pharmaceutically acceptable salt, ester, or prodrug of said compound or tautomer, wherein R^1 , R^2 , R^{3a} , R^{3b} , R^4 , R^5 , R^{9k} , R^{9l} , R^{9m} , R^{9n} , R^{9o} , R^{9p} , R^{9q} , and R^{9r} are as defined herein.

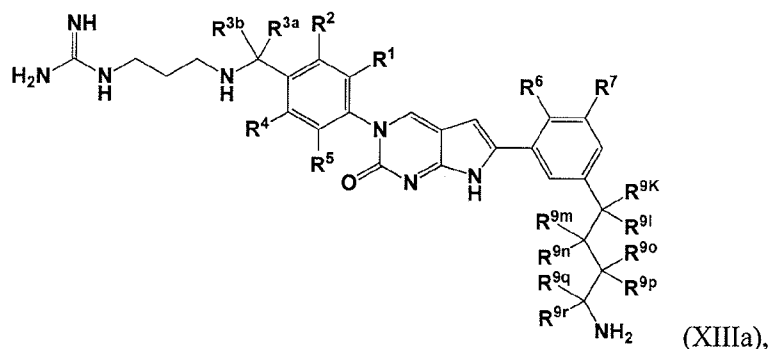
In some embodiments, the present invention relates to a compound having formula:



10

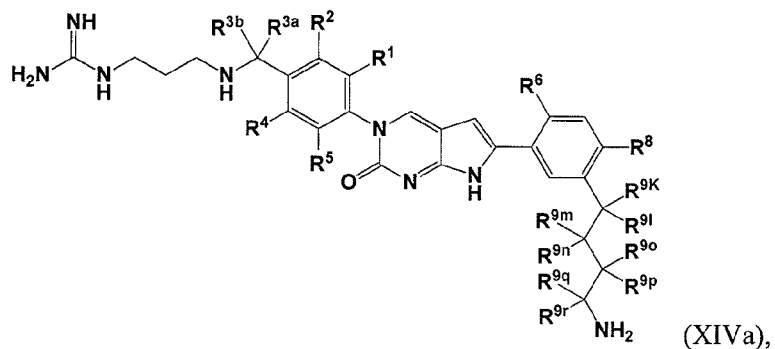
or a tautomer thereof, or a pharmaceutically acceptable salt, ester, or prodrug of said compound or tautomer, wherein R^1 , R^2 , R^{3a} , R^{3b} , R^4 , R^5 , R^6 , R^7 , R^8 , R^{9k} , R^{9l} , R^{9m} , R^{9n} , R^{9o} , R^{9p} , R^{9q} , and R^{9r} are as defined herein.

In some embodiments, the present invention relates to a compound having formula:



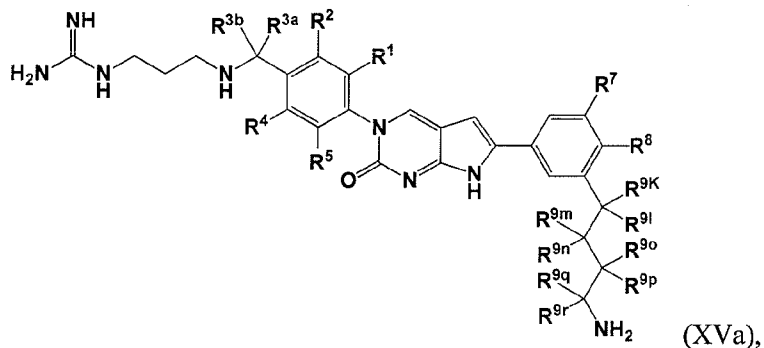
or a tautomer thereof, or a pharmaceutically acceptable salt, ester, or prodrug of said compound or tautomer, wherein R^1 , R^2 , R^{3a} , R^{3b} , R^4 , R^5 , R^6 , R^7 , R^{9k} , R^{9l} , R^{9m} , R^{9n} , R^{9o} , R^{9p} , R^{9q} , and R^{9r} are as defined herein.

In some embodiments, the present invention relates to a compound having formula:



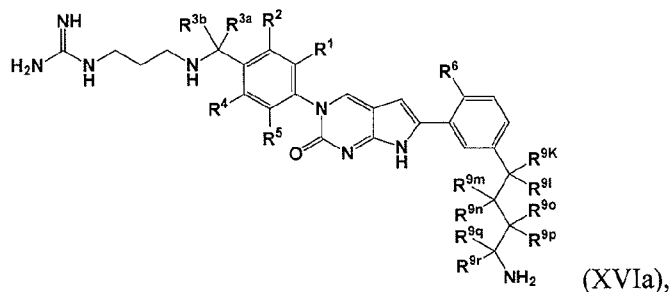
or a tautomer thereof, or a pharmaceutically acceptable salt, ester, or prodrug of said compound or tautomer, wherein R^1 , R^2 , R^{3a} , R^{3b} , R^4 , R^5 , R^6 , R^8 , R^{9k} , R^{9l} , R^{9m} , R^{9n} , R^{9o} , R^{9p} , R^{9q} , and R^{9r} are as defined herein.

In some embodiments, the present invention relates to a compound having formula:



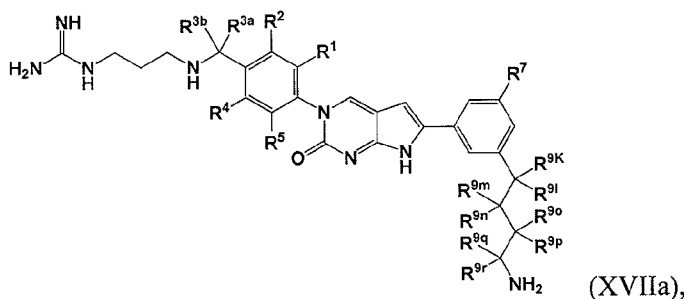
or a tautomer thereof, or a pharmaceutically acceptable salt, ester, or prodrug of said compound or tautomer, wherein R^1 , R^2 , R^{3a} , R^{3b} , R^4 , R^5 , R^7 , R^8 , R^{9k} , R^{9l} , R^{9m} , R^{9n} , R^{9o} , R^{9p} , R^{9q} , and R^{9r} are as defined herein.

In some embodiments, the present invention relates to a compound having formula:



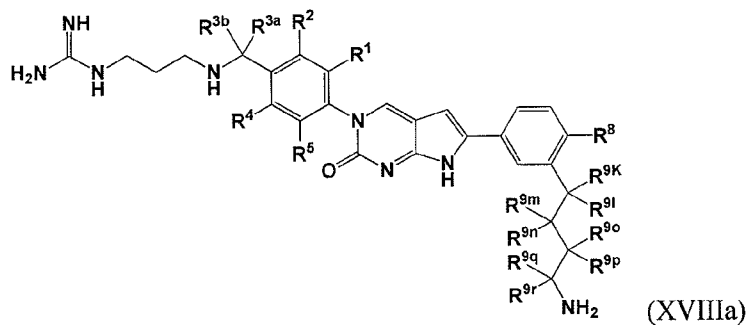
or a tautomer thereof, or a pharmaceutically acceptable salt, ester, or prodrug of said compound or tautomer, wherein R^1 , R^2 , R^{3a} , R^{3b} , R^4 , R^5 , R^6 , R^{9k} , R^{9l} , R^{9m} , R^{9n} , R^{9o} , R^{9p} , R^{9q} , and R^{9r} are as defined herein.

In some embodiments, the present invention relates to a compound having formula:



or a tautomer thereof, or a pharmaceutically acceptable salt, ester, or prodrug of said compound or tautomer, wherein R^1 , R^2 , R^{3a} , R^{3b} , R^4 , R^5 , R^7 , R^{9k} , R^{9l} , R^{9m} , R^{9n} , R^{9o} , R^{9p} , R^{9q} , and R^{9r} are as defined herein.

In some embodiments, the present invention relates to a compound having formula:




or a tautomer thereof, or a pharmaceutically acceptable salt, ester, or prodrug of said compound or tautomer, wherein R^1 , R^2 , R^{3a} , R^{3b} , R^4 , R^5 , R^8 , R^{9k} , R^{9l} , R^{9m} , R^{9n} , R^{9o} , R^{9p} , R^{9q} , and R^{9r} are as defined herein.

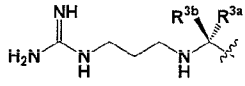
In some embodiments, the present invention relates to a compound or a tautomer thereof, or a pharmaceutically acceptable salt, ester, or prodrug of said compound or tautomer, according to any formulae of the invention, wherein at least one substituent selected from R^{9k} , R^{9l} , R^{9m} , R^{9n} , R^{9o} , R^{9p} , R^{9q} , R^{9r} , R^{9s} , and R^{9t} is not hydrogen.


In some embodiments, the present invention relates to a compound or a tautomer thereof, or a pharmaceutically acceptable salt, ester, or prodrug of said compound or tautomer, according to any formulae of the invention, wherein at least two substituents selected from R^{9k} , R^{9l} , R^{9m} , R^{9n} , R^{9o} , R^{9p} , R^{9q} , R^{9r} , R^{9s} , and R^{9t} are not hydrogen.

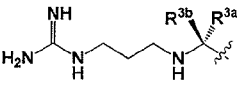
In some embodiments, the present invention relates to a compound or a tautomer thereof, or a pharmaceutically acceptable salt, ester, or prodrug of said compound or tautomer, according to any formulae of the invention, wherein R^1 , R^2 , R^4 and R^5 are each independently selected from hydrogen and F. In some embodiments, R^1 , R^2 , R^4 , and R^5 are each hydrogen.

In some embodiments, the present invention relates to a compound or a tautomer thereof, or a pharmaceutically acceptable salt, ester, or prodrug of said compound or tautomer, according to any formulae of the invention, wherein R^{3a} and R^{3b} are each independently selected from (a) hydrogen, (b) F, (c) Cl, (d) $-CH_3$, (e) $-CF_3$, (f) $-CF_2H$, (g) $-CFH_2$, (h) $-OCF_3$, (i) $-OCF_2H$, (j) $-OCFH_2$, (k) $-OCH_3$, and (l) $-OH$. In some embodiments, R^{3a} and R^{3b} are each hydrogen. In some embodiments, R^{3a} and R^{3b} are each hydrogen. In

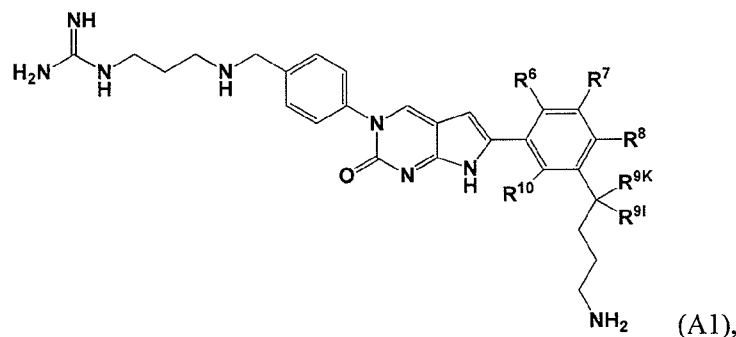
some embodiments, the stereochemistry of R^{3a} and R^{3b} is  and R^{3a} is methyl and R^{3b} is

hydrogen. In some embodiments, the stereochemistry of R^{3a} and R^{3b} is  and R^{3a} is methyl and R^{3b} is hydrogen. In some embodiments, the stereochemistry of R^{3a} and

R^{3b} is  and R^{3a} is hydrogen and R^{3b} is methyl. In some embodiments, the

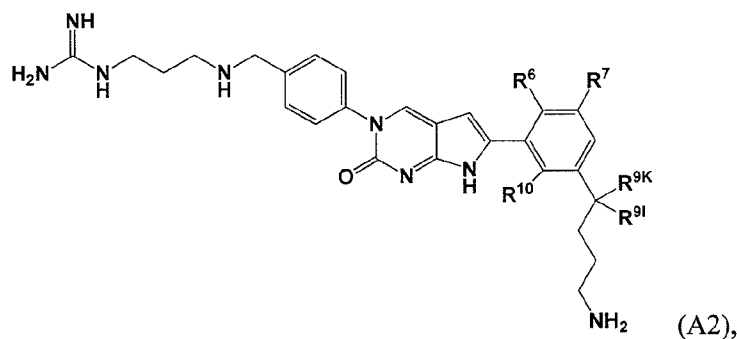
stereochemistry of R^{3a} and R^{3b} is  and R^{3a} is hydrogen and R^{3b} is methyl.

In some embodiments, the present invention relates to a compound having formula:



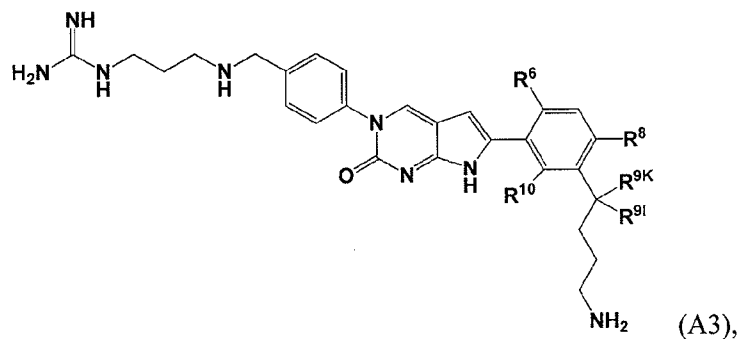
or a tautomer thereof, or a pharmaceutically acceptable salt, ester, or prodrug of said compound or tautomer, wherein R^6 , R^7 , R^8 , R^{9k} , R^{9l} , and R^{10} are as defined herein.

5 In some embodiments, the present invention relates to a compound having formula:



or a tautomer thereof, or a pharmaceutically acceptable salt, ester, or prodrug of said compound or tautomer, wherein R^6 , R^7 , R^{9k} , R^{9l} , and R^{10} are as defined herein.

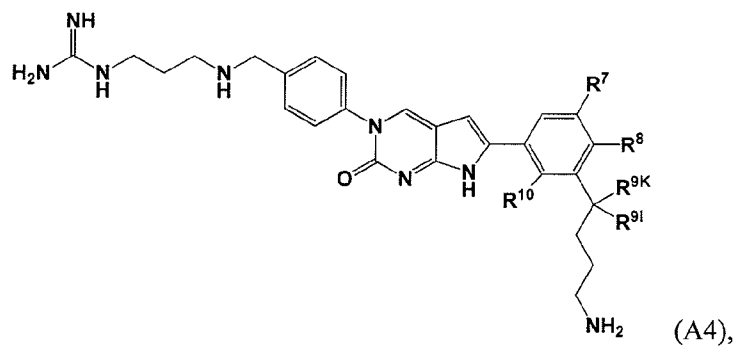
In some embodiments, the present invention relates to a compound having formula:



10

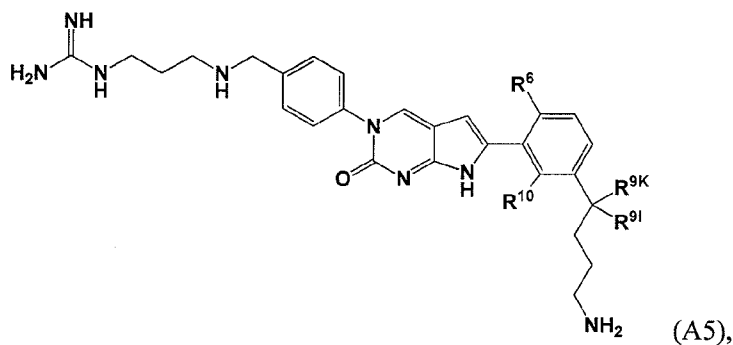
or a tautomer thereof, or a pharmaceutically acceptable salt, ester, or prodrug of said compound or tautomer, wherein R^6 , R^8 , R^{9k} , R^{9l} , and R^{10} are as defined herein.

In some embodiments, the present invention relates to a compound having formula:



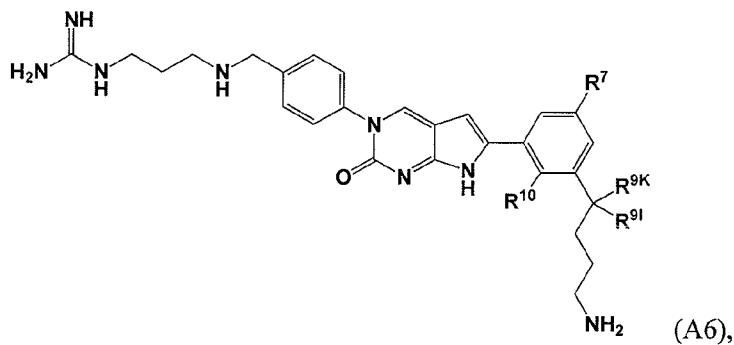
or a tautomer thereof, or a pharmaceutically acceptable salt, ester, or prodrug of said compound or tautomer, wherein R^7 , R^8 , R^{9k} , R^{9l} , and R^{10} are as defined herein.

In some embodiments, the present invention relates to a compound having formula:



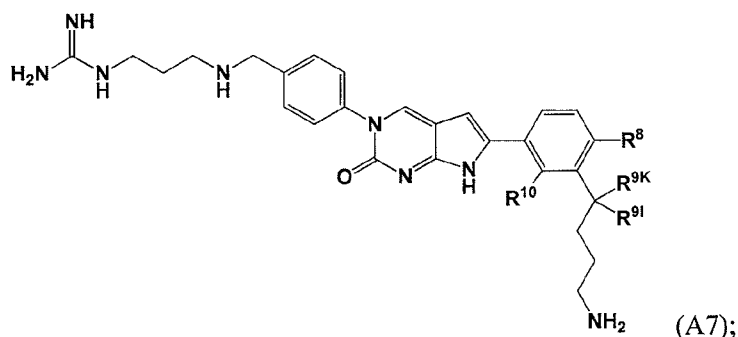
or a tautomer thereof, or a pharmaceutically acceptable salt, ester, or prodrug of said compound or tautomer, wherein R^6 , R^{9k} , R^{9l} , and R^{10} are as defined herein.

In some embodiments, the present invention relates to a compound having formula:



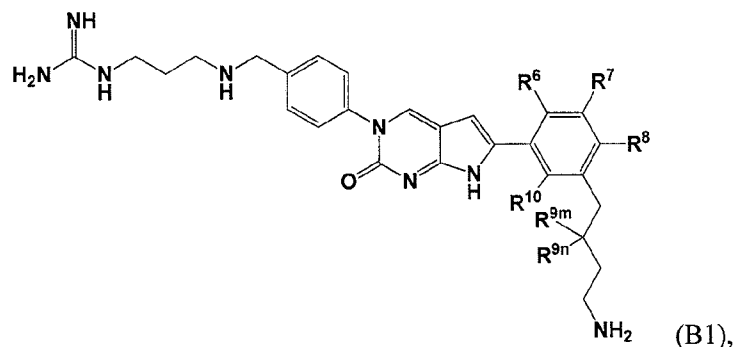
or a tautomer thereof, or a pharmaceutically acceptable salt, ester, or prodrug of said compound or tautomer, wherein R^7 , R^{9k} , R^{9l} , and R^{10} are as defined herein.

In some embodiments, the present invention relates to a compound having formula:



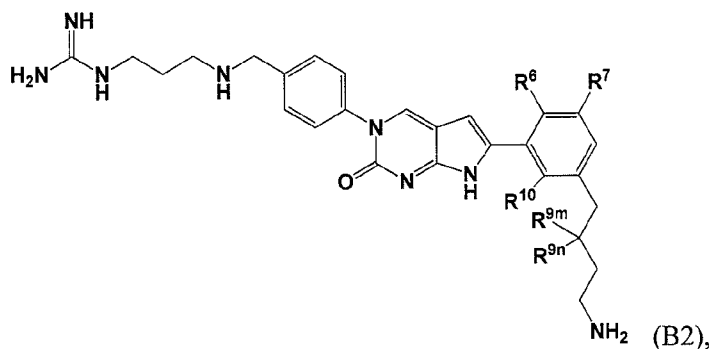
or a tautomer thereof, or a pharmaceutically acceptable salt, ester, or prodrug of said compound or tautomer, wherein R^8 , R^{9k} , R^{9l} , and R^{10} are as defined herein.

5 In some embodiments, the present invention relates to a compound having formula:



or a tautomer thereof, or a pharmaceutically acceptable salt, ester, or prodrug of said compound or tautomer, wherein R^6 , R^7 , R^8 , R^{9m} , R^{9n} , and R^{10} are as defined herein.

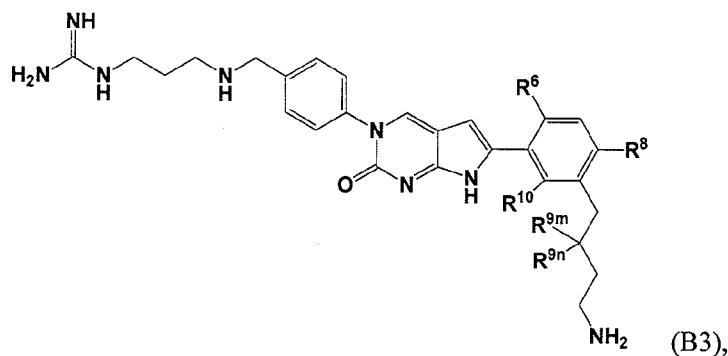
In some embodiments, the present invention relates to a compound having formula:



10

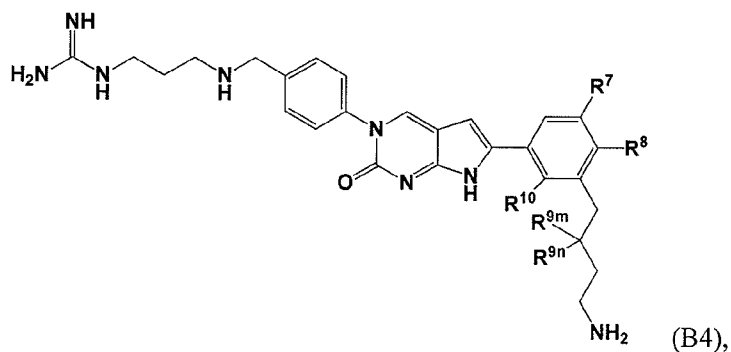
or a tautomer thereof, or a pharmaceutically acceptable salt, ester, or prodrug of said compound or tautomer, wherein R^6 , R^7 , R^{9m} , R^{9n} , and R^{10} are as defined herein.

In some embodiments, the present invention relates to a compound having formula:



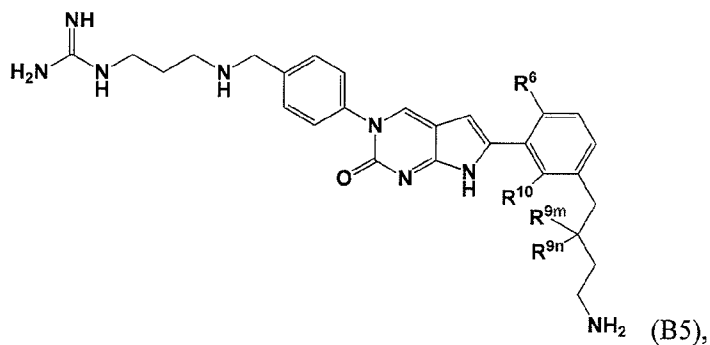
or a tautomer thereof, or a pharmaceutically acceptable salt, ester, or prodrug of said compound or tautomer, wherein R^6 , R^8 , R^{9m} , R^{9n} , and R^{10} are as defined herein.

In some embodiments, the present invention relates to a compound having formula:



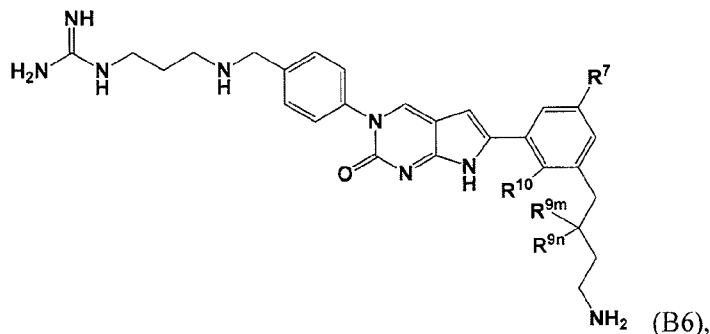
or a tautomer thereof, or a pharmaceutically acceptable salt, ester, or prodrug of said compound or tautomer, wherein R^7 , R^8 , R^{9m} , R^{9n} , and R^{10} are as defined herein.

In some embodiments, the present invention relates to a compound having formula:



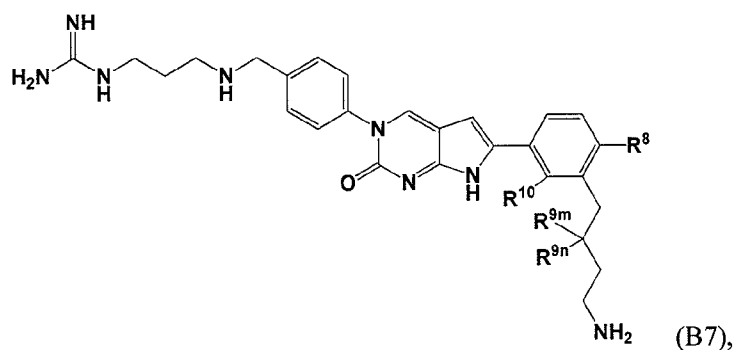
or a tautomer thereof, or a pharmaceutically acceptable salt, ester, or prodrug of said compound or tautomer, wherein R^6 , R^{9m} , R^{9n} , and R^{10} are as defined herein.

In some embodiments, the present invention relates to a compound having formula:



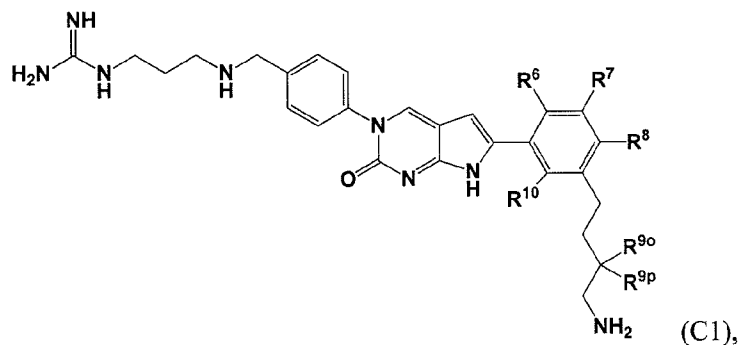
or a tautomer thereof, or a pharmaceutically acceptable salt, ester, or prodrug of said compound or tautomer, wherein R⁷, R^{9m}, R⁹ⁿ, and R¹⁰ are as defined herein.

In some embodiments, the present invention relates to a compound having formula:



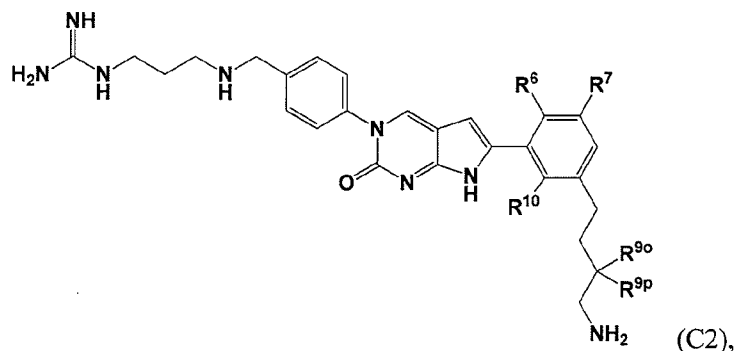
or a tautomer thereof, or a pharmaceutically acceptable salt, ester, or prodrug of said compound or tautomer, wherein R⁸, R^{9m}, R⁹ⁿ, and R¹⁰ are as defined herein.

In some embodiments, the present invention relates to a compound having formula:



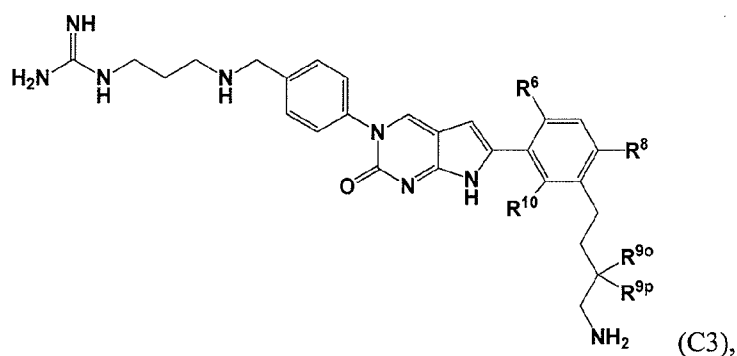
or a tautomer thereof, or a pharmaceutically acceptable salt, ester, or prodrug of said compound or tautomer, wherein R⁶, R⁷, R⁸, R^{9o}, R^{9p}, and R¹⁰ are as defined herein.

In some embodiments, the present invention relates to a compound having formula:



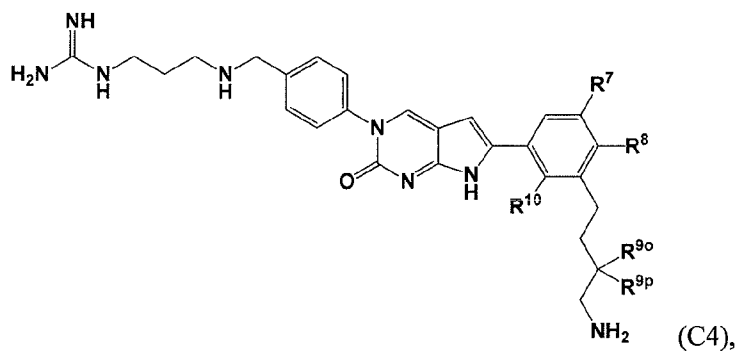
or a tautomer thereof, or a pharmaceutically acceptable salt, ester, or prodrug of said compound or tautomer, wherein R⁶, R⁷, R^{9o}, R^{9p}, and R¹⁰ are as defined herein.

In some embodiments, the present invention relates to a compound having formula:



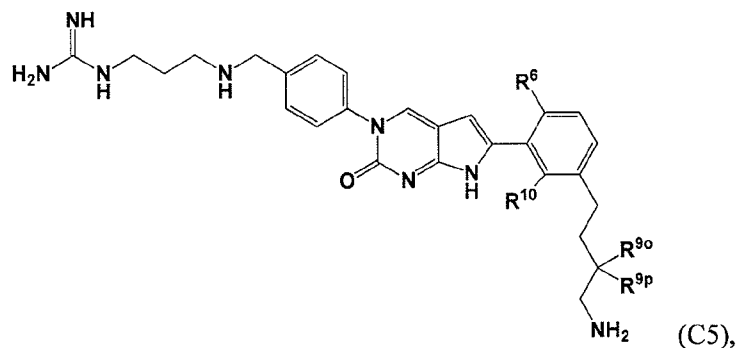
or a tautomer thereof, or a pharmaceutically acceptable salt, ester, or prodrug of said compound or tautomer, wherein R⁶, R⁸, R^{9o}, R^{9p}, and R¹⁰ are as defined herein.

In some embodiments, the present invention relates to a compound having formula:



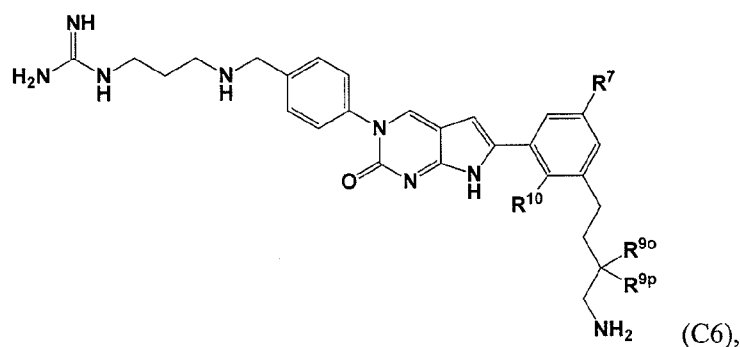
or a tautomer thereof, or a pharmaceutically acceptable salt, ester, or prodrug of said compound or tautomer, wherein R⁷, R⁸, R^{9o}, R^{9p}, and R¹⁰ are as defined herein.

In some embodiments, the present invention relates to a compound having formula:



or a tautomer thereof, or a pharmaceutically acceptable salt, ester, or prodrug of said compound or tautomer, wherein R⁶, R^{9o}, R^{9p}, and R¹⁰ are as defined herein.

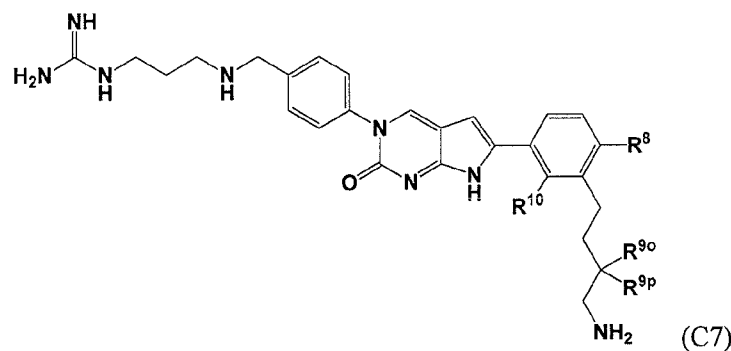
In some embodiments, the present invention relates to a compound having formula:



5

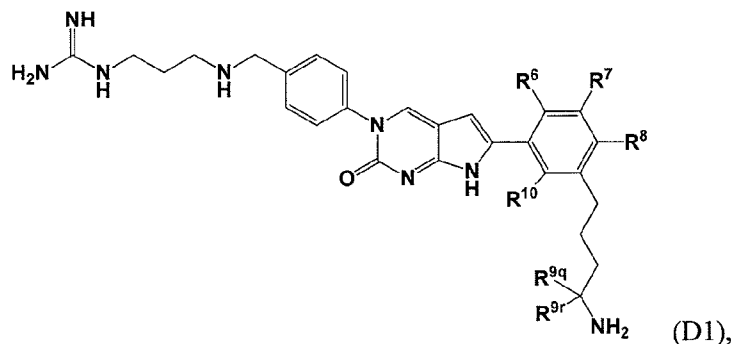
or a tautomer thereof, or a pharmaceutically acceptable salt, ester, or prodrug of said compound or tautomer, wherein R⁷, R^{9o}, R^{9p}, and R¹⁰ are as defined herein.

In some embodiments, the present invention relates to a compound having formula:



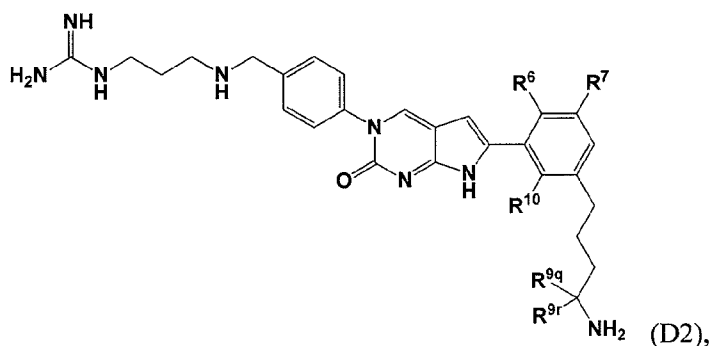
10 or a tautomer thereof, or a pharmaceutically acceptable salt, ester, or prodrug of said compound or tautomer, wherein R⁸, R^{9o}, R^{9p}, and R¹⁰ are as defined herein.

In some embodiments, the present invention relates to a compound having formula:



or a tautomer thereof, or a pharmaceutically acceptable salt, ester, or prodrug of said compound or tautomer, wherein R^6 , R^7 , R^8 , R^{9q} , R^{9r} , and R^{10} are as defined herein.

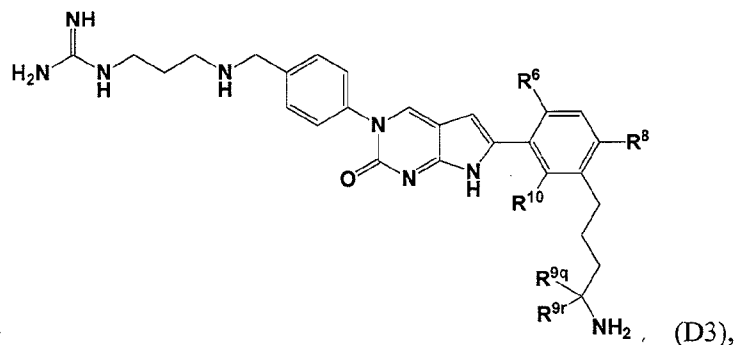
In some embodiments, the present invention relates to a compound having formula:



5

or a tautomer thereof, or a pharmaceutically acceptable salt, ester, or prodrug of said compound or tautomer, wherein R^6 , R^7 , R^{9q} , R^{9r} , and R^{10} are as defined herein.

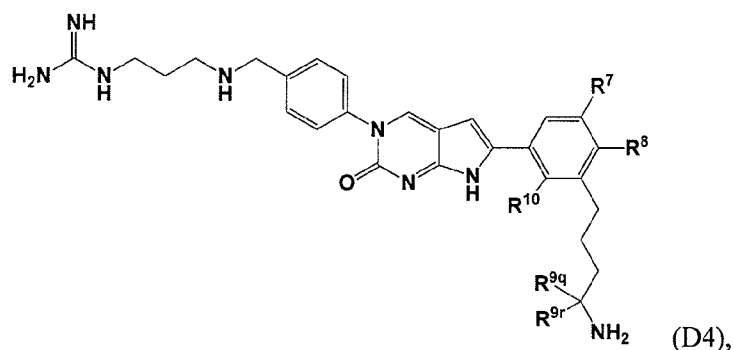
In some embodiments, the present invention relates to a compound having formula:



10

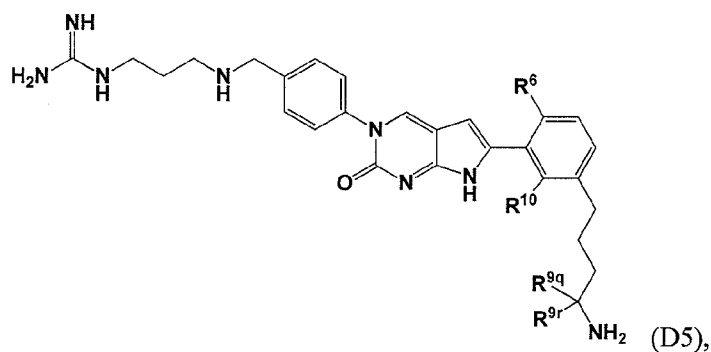
or a tautomer thereof, or a pharmaceutically acceptable salt, ester, or prodrug of said compound or tautomer, wherein R^6 , R^8 , R^{9q} , R^{9r} , and R^{10} are as defined herein.

In some embodiments, the present invention relates to a compound having formula:



or a tautomer thereof, or a pharmaceutically acceptable salt, ester, or prodrug of said compound or tautomer, wherein R^7 , R^8 , R^{9q} , R^{9r} , and R^{10} are as defined herein.

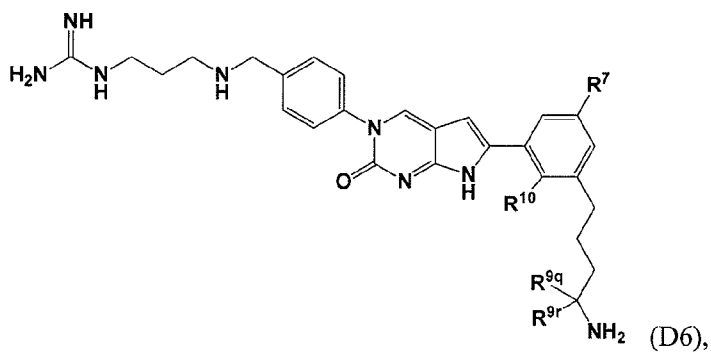
In some embodiments, the present invention relates to a compound having formula:



5

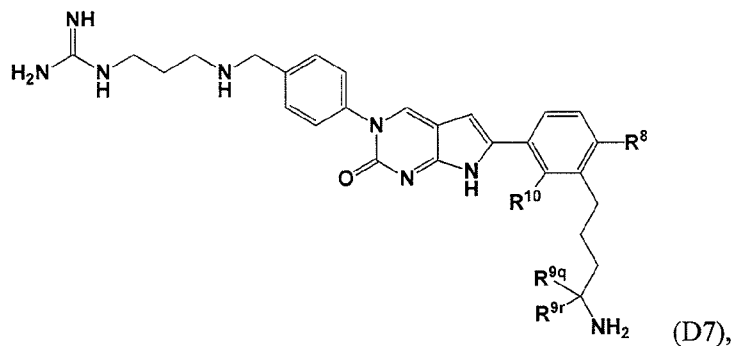
or a tautomer thereof, or a pharmaceutically acceptable salt, ester, or prodrug of said compound or tautomer, wherein R^6 , R^{9q} , R^{9r} , and R^{10} are as defined herein.

In some embodiments, the present invention relates to a compound having formula:



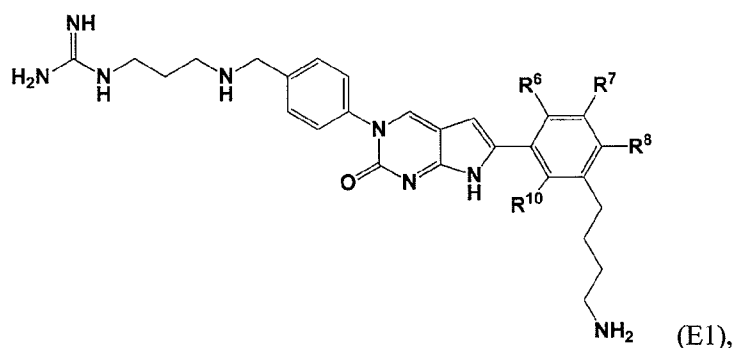
10 or a tautomer thereof, or a pharmaceutically acceptable salt, ester, or prodrug of said compound or tautomer, wherein R^7 , R^{9q} , R^{9r} , and R^{10} are as defined herein.

In some embodiments, the present invention relates to a compound having formula:



or a tautomer thereof, or a pharmaceutically acceptable salt, ester, or prodrug of said compound or tautomer, wherein R^8 , R^{9q} , R^{9r} , and R^{10} are as defined herein.

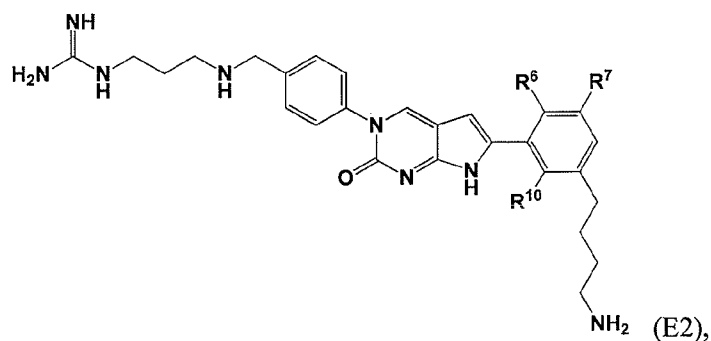
In some embodiments, the present invention relates to a compound having formula:



5

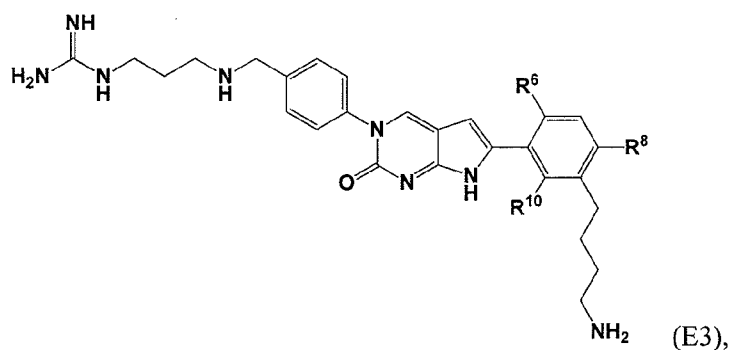
or a tautomer thereof, or a pharmaceutically acceptable salt, ester, or prodrug of said compound or tautomer, wherein R^6 , R^7 , R^8 , and R^{10} are as defined herein.

In some embodiments, the present invention relates to a compound having formula:



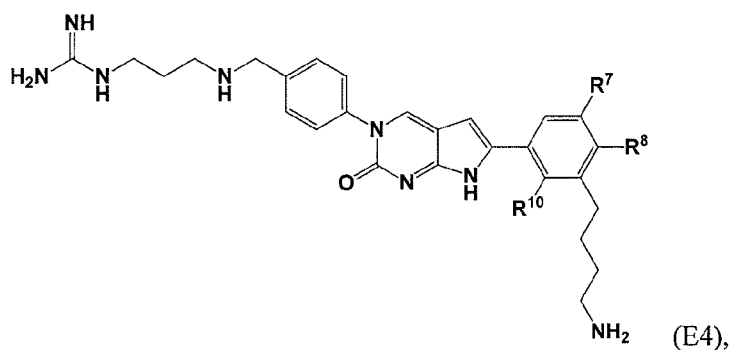
10 or a tautomer thereof, or a pharmaceutically acceptable salt, ester, or prodrug of said compound or tautomer, wherein R^6 , R^7 , and R^{10} are as defined herein.

In some embodiments, the present invention relates to a compound having formula:



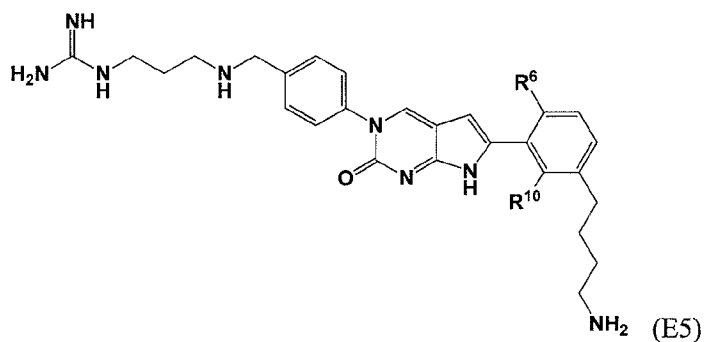
or a tautomer thereof, or a pharmaceutically acceptable salt, ester, or prodrug of said compound or tautomer, wherein R^6 , R^8 , and R^{10} are as defined herein.

In some embodiments, the present invention relates to a compound having formula:



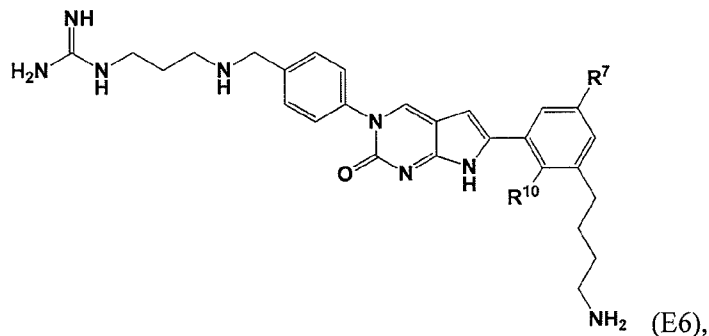
or a tautomer thereof, or a pharmaceutically acceptable salt, ester, or prodrug of said compound or tautomer, wherein R^7 , R^8 , and R^{10} are as defined herein.

In some embodiments, the present invention relates to a compound having formula:



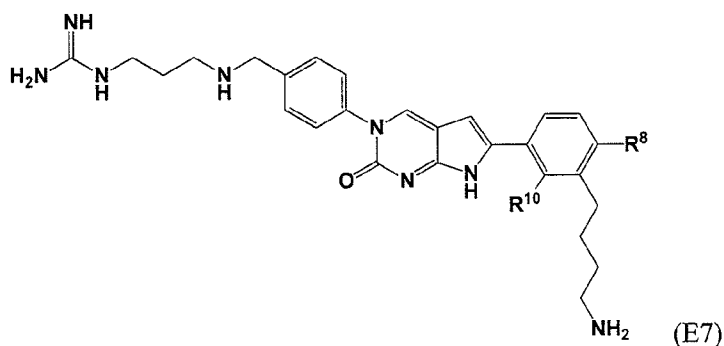
or a tautomer thereof, or a pharmaceutically acceptable salt, ester, or prodrug of said compound or tautomer, wherein R^6 and R^{10} are as defined herein.

In some embodiments, the present invention relates to a compound having formula:



or a tautomer thereof, or a pharmaceutically acceptable salt, ester, or prodrug of said compound or tautomer, wherein R⁷ and R¹⁰ are as defined herein.

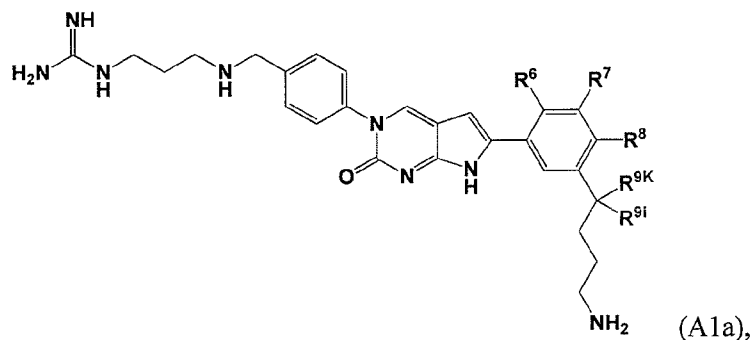
In some embodiments, the present invention relates to a compound having formula:



5

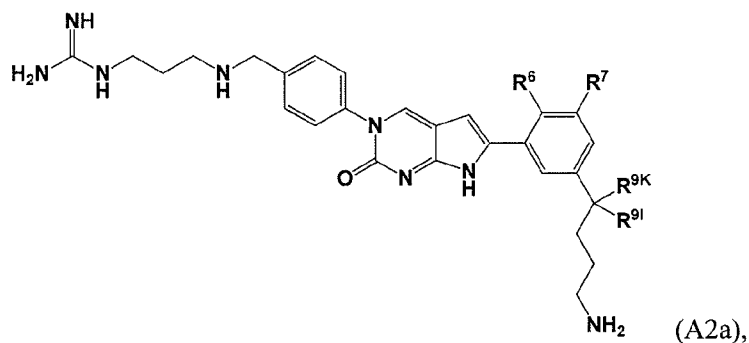
or a tautomer thereof, or a pharmaceutically acceptable salt, ester, or prodrug of said compound or tautomer, wherein R⁸ and R¹⁰ are as defined herein.

In some embodiments, the present invention relates to a compound having formula:



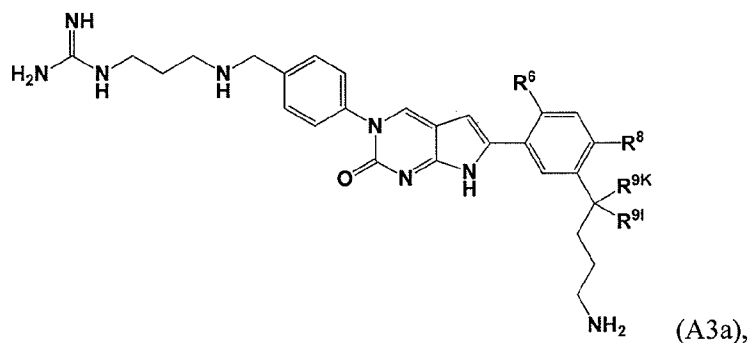
10 or a tautomer thereof, or a pharmaceutically acceptable salt, ester, or prodrug of said compound or tautomer, wherein R⁶, R⁷, R⁸, R^{9k} and R^{9l} are as defined herein.

In some embodiments, the present invention relates to a compound having formula:



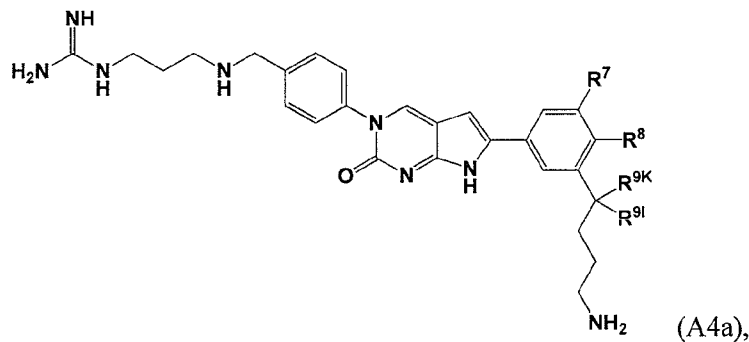
or a tautomer thereof, or a pharmaceutically acceptable salt, ester, or prodrug of said compound or tautomer, wherein R^6 , R^7 , R^{9k} and R^{9l} are as defined herein.

In some embodiments, the present invention relates to a compound having formula:



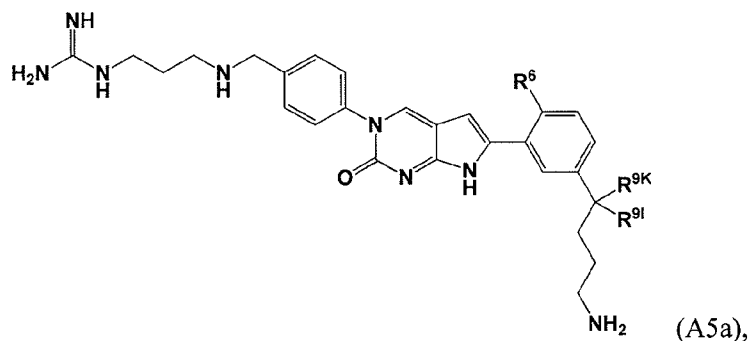
or a tautomer thereof, or a pharmaceutically acceptable salt, ester, or prodrug of said compound or tautomer, wherein R^6 , R^8 , R^{9k} and R^{9l} are as defined herein.

In some embodiments, the present invention relates to a compound having formula:



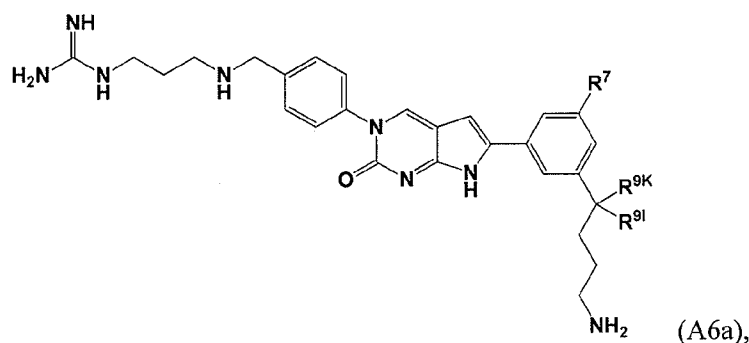
or a tautomer thereof, or a pharmaceutically acceptable salt, ester, or prodrug of said compound or tautomer, wherein R^7 , R^8 , R^{9k} and R^{9l} are as defined herein.

In some embodiments, the present invention relates to a compound having formula:



or a tautomer thereof, or a pharmaceutically acceptable salt, ester, or prodrug of said compound or tautomer, wherein R^6 , R^{9k} and R^{9l} are as defined herein.

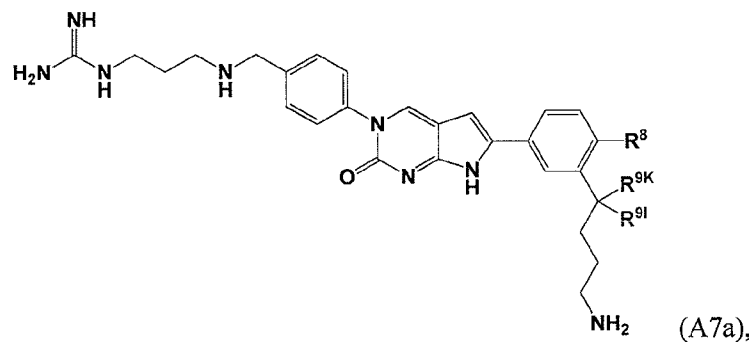
In some embodiments, the present invention relates to a compound having formula:



5

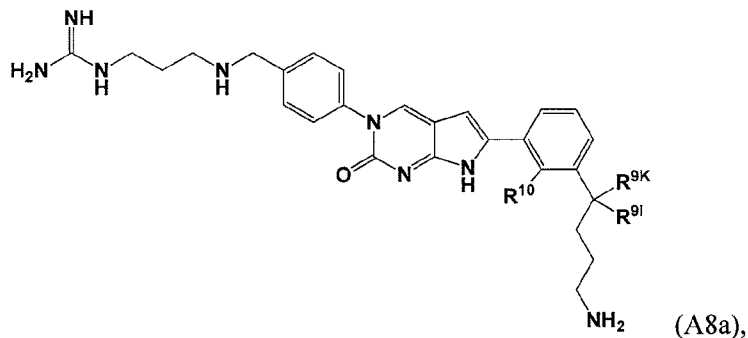
or a tautomer thereof, or a pharmaceutically acceptable salt, ester, or prodrug of said compound or tautomer, wherein R^7 , R^{9k} and R^{9l} are as defined herein.

In some embodiments, the present invention relates to a compound having formula:



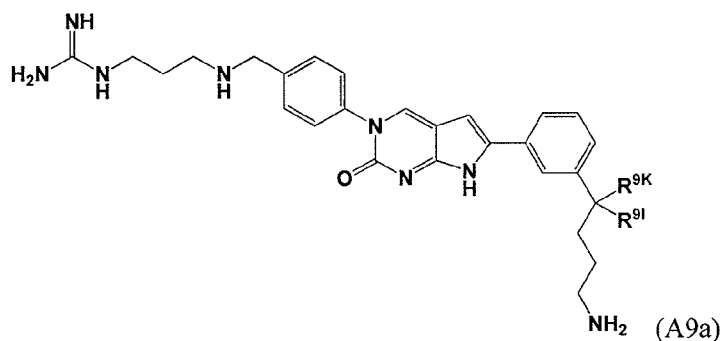
10 or a tautomer thereof, or a pharmaceutically acceptable salt, ester, or prodrug of said compound or tautomer, wherein R^8 , R^{9k} and R^{9l} are as defined herein.

In some embodiments, the present invention relates to a compound having formula:



or a tautomer thereof, or a pharmaceutically acceptable salt, ester, or prodrug of said compound or tautomer, wherein R^{9k} , R^{9l} and R^{10} are as defined herein.

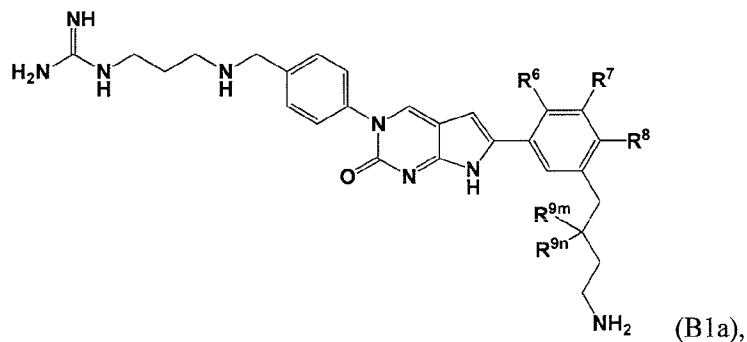
In some embodiments, the present invention relates to a compound having formula:



5

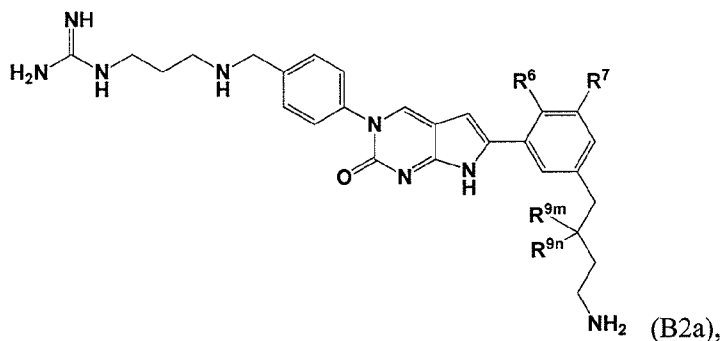
or a tautomer thereof, or a pharmaceutically acceptable salt, ester, or prodrug of said compound or tautomer, wherein R^{9k} and R^{9l} are as defined herein.

In some embodiments, the present invention relates to a compound having formula:



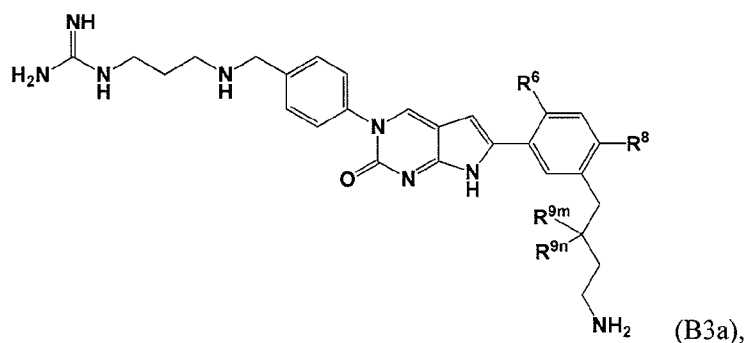
10 or a tautomer thereof, or a pharmaceutically acceptable salt, ester, or prodrug of said compound or tautomer, wherein R^6 , R^7 , R^8 , R^{9m} and R^{9n} are as defined herein.

In some embodiments, the present invention relates to a compound having formula:



or a tautomer thereof, or a pharmaceutically acceptable salt, ester, or prodrug of said compound or tautomer, wherein R^6 , R^7 , R^{9m} and R^{9n} are as defined herein.

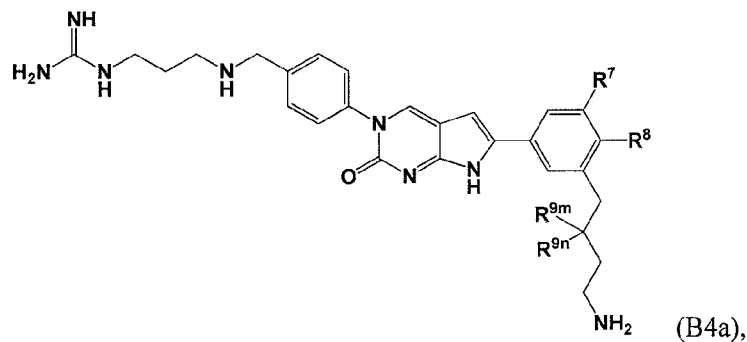
In some embodiments, the present invention relates to a compound having formula:



5

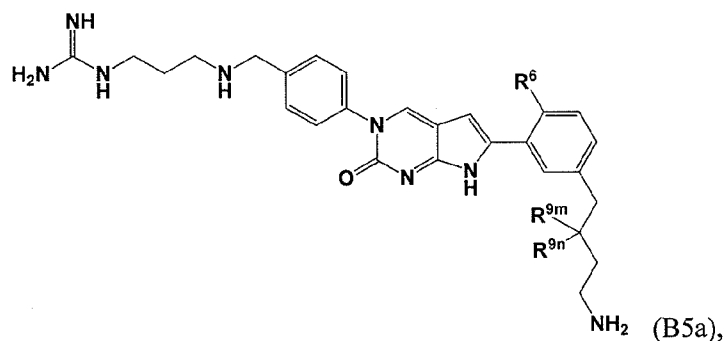
or a tautomer thereof, or a pharmaceutically acceptable salt, ester, or prodrug of said compound or tautomer, wherein R^6 , R^8 , R^{9m} and R^{9n} are as defined herein.

In some embodiments, the present invention relates to a compound having formula:



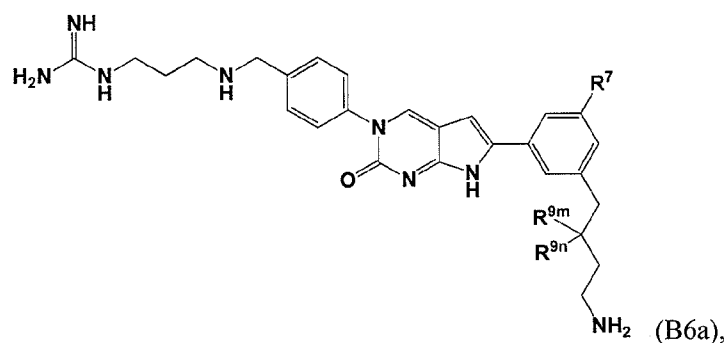
10 or a tautomer thereof, or a pharmaceutically acceptable salt, ester, or prodrug of said compound or tautomer, wherein R^7 , R^8 , R^{9m} and R^{9n} are as defined herein.

In some embodiments, the present invention relates to a compound having formula:



or a tautomer thereof, or a pharmaceutically acceptable salt, ester, or prodrug of said compound or tautomer, wherein R^6 , R^{9m} and R^{9n} are as defined herein.

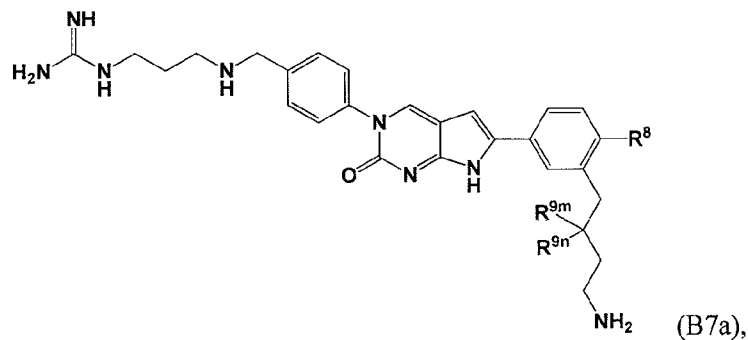
In some embodiments, the present invention relates to a compound having formula:



5

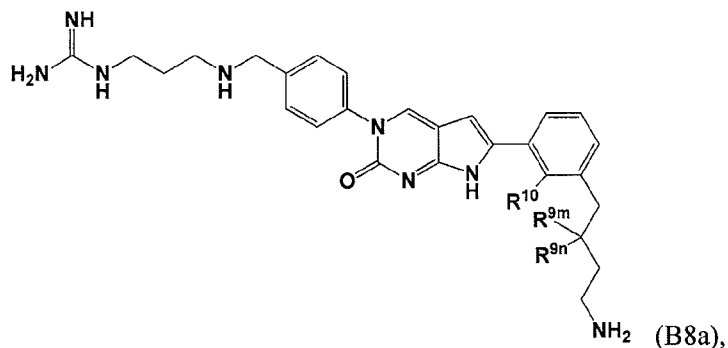
or a tautomer thereof, or a pharmaceutically acceptable salt, ester, or prodrug of said compound or tautomer, wherein R^7 , R^{9m} and R^{9n} are as defined herein.

In some embodiments, the present invention relates to a compound having formula:



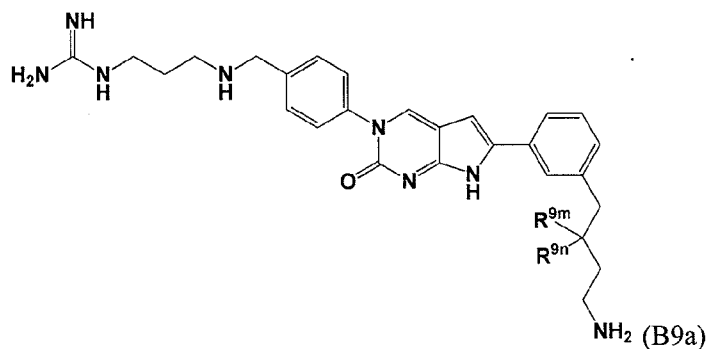
10 or a tautomer thereof, or a pharmaceutically acceptable salt, ester, or prodrug of said compound or tautomer, wherein R^8 , R^{9m} and R^{9n} are as defined herein.

In some embodiments, the present invention relates to a compound having formula:



or a tautomer thereof, or a pharmaceutically acceptable salt, ester, or prodrug of said compound or tautomer, wherein R^{9m} , R^{9n} and R^{10} are as defined herein.

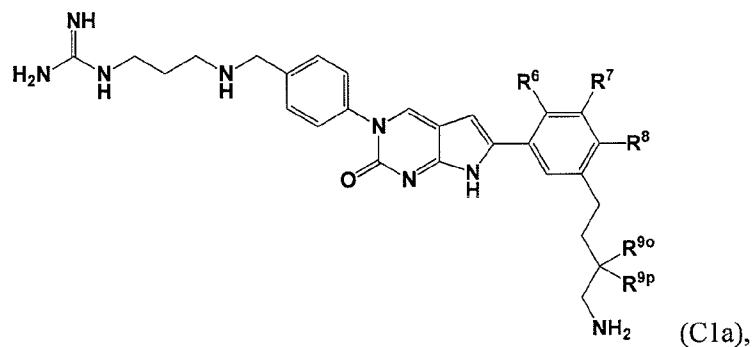
In some embodiments, the present invention relates to a compound having formula:



5

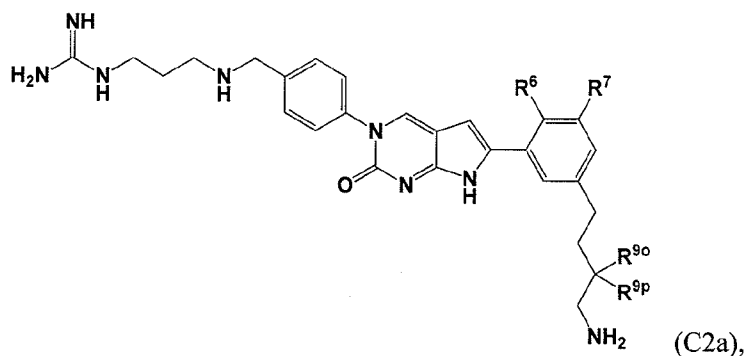
or a tautomer thereof, or a pharmaceutically acceptable salt, ester, or prodrug of said compound or tautomer, wherein R^{9m} and R^{9n} are as defined herein.

In some embodiments, the present invention relates to a compound having formula:



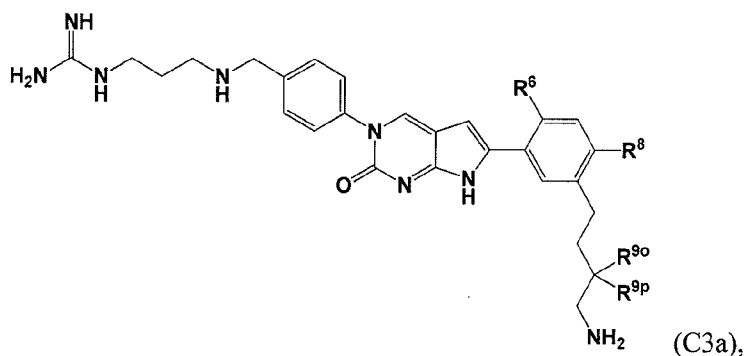
10 or a tautomer thereof, or a pharmaceutically acceptable salt, ester, or prodrug of said compound or tautomer, wherein R^6 , R^7 , R^8 , R^{9o} and R^{9p} are as defined herein.

In some embodiments, the present invention relates to a compound having formula:



or a tautomer thereof, or a pharmaceutically acceptable salt, ester, or prodrug of said compound or tautomer, wherein R^6 , R^7 , R^{9o} and R^{9p} are as defined herein.

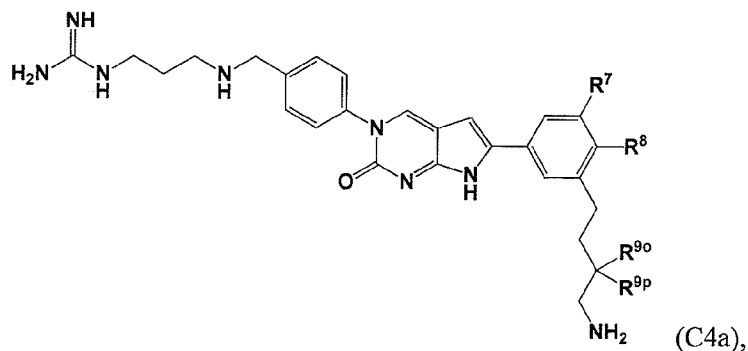
In some embodiments, the present invention relates to a compound having formula:



5

or a tautomer thereof, or a pharmaceutically acceptable salt, ester, or prodrug of said compound or tautomer, wherein R^6 , R^8 , R^{9o} and R^{9p} are as defined herein.

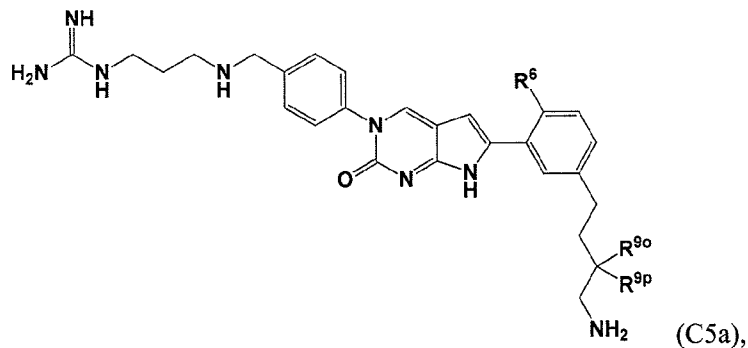
In some embodiments, the present invention relates to a compound having formula:



10

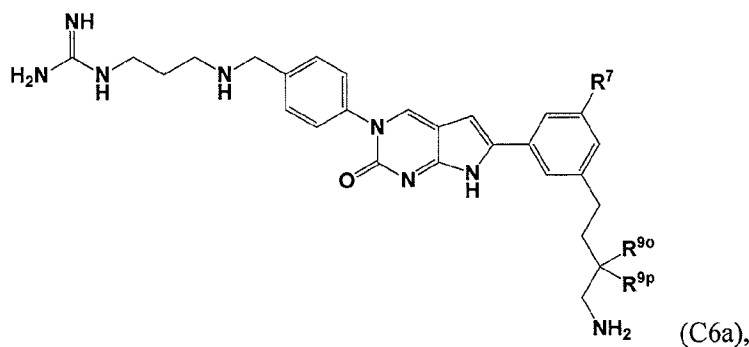
or a tautomer thereof, or a pharmaceutically acceptable salt, ester, or prodrug of said compound or tautomer, wherein R^7 , R^8 , R^{9o} and R^{9p} are as defined herein.

In some embodiments, the present invention relates to a compound having formula:



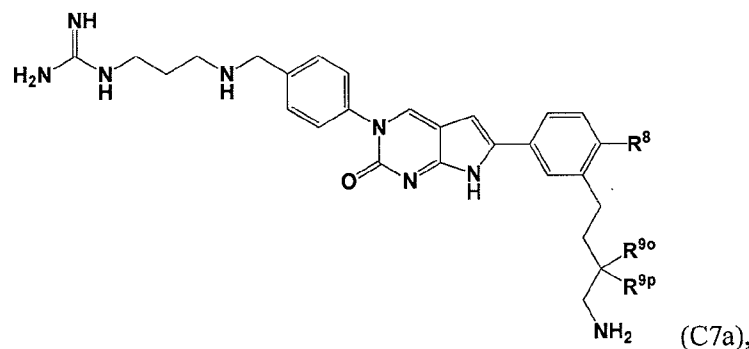
or a tautomer thereof, or a pharmaceutically acceptable salt, ester, or prodrug of said compound or tautomer, wherein R^6 , R^{9o} and R^{9p} are as defined herein.

In some embodiments, the present invention relates to a compound having formula:



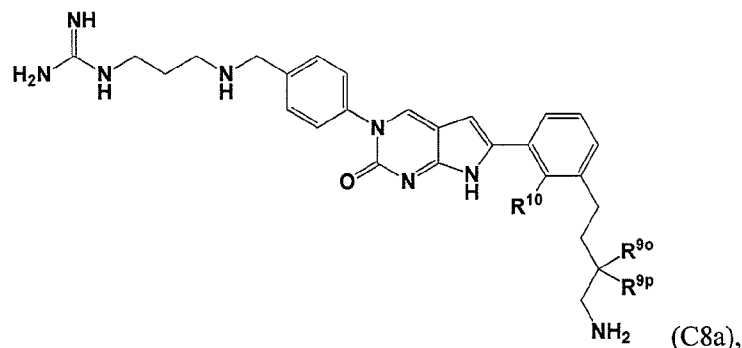
or a tautomer thereof, or a pharmaceutically acceptable salt, ester, or prodrug of said compound or tautomer, wherein R^7 , R^{9o} and R^{9p} are as defined herein.

In some embodiments, the present invention relates to a compound having formula:



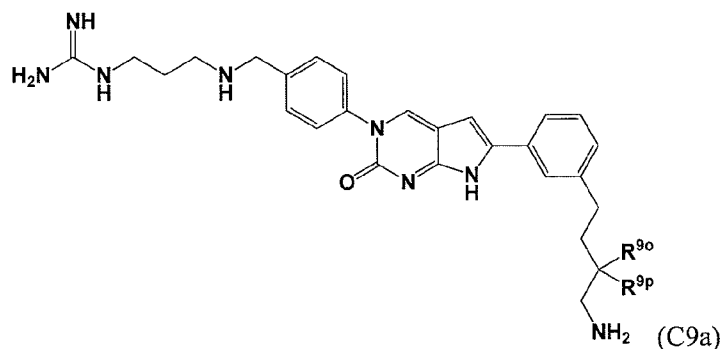
or a tautomer thereof, or a pharmaceutically acceptable salt, ester, or prodrug of said compound or tautomer, wherein R^8 , R^{9o} and R^{9p} are as defined herein.

In some embodiments, the present invention relates to a compound having formula:



or a tautomer thereof, or a pharmaceutically acceptable salt, ester, or prodrug of said compound or tautomer, wherein R^{9o} , R^{9p} and R^{10} are as defined herein.

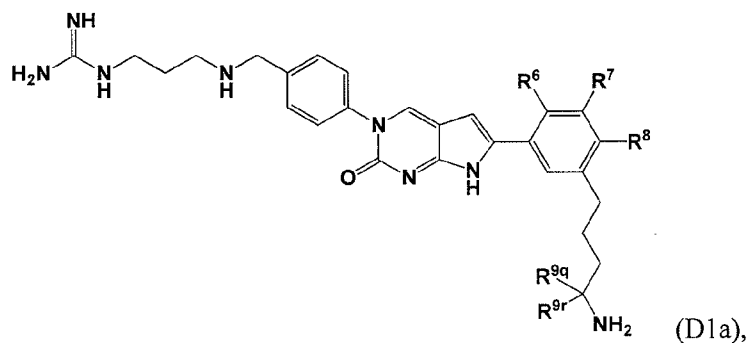
In some embodiments, the present invention relates to a compound having formula:



5

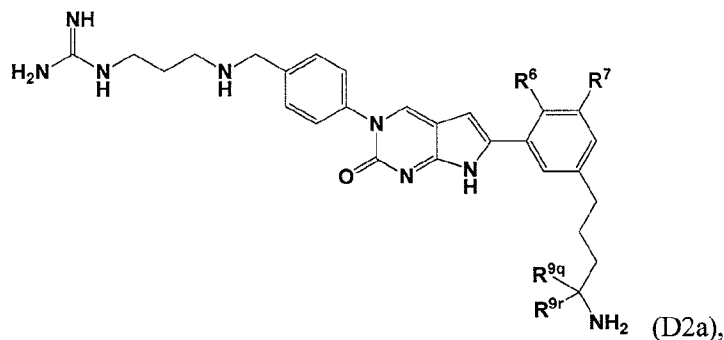
or a tautomer thereof, or a pharmaceutically acceptable salt, ester, or prodrug of said compound or tautomer, wherein R^{9o} and R^{9p} are as defined herein.

In some embodiments, the present invention relates to a compound having formula:



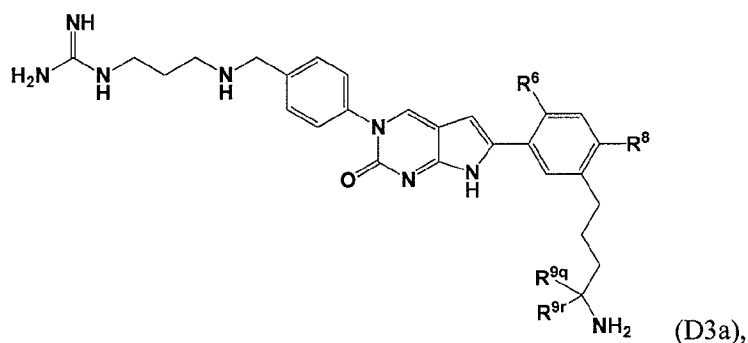
10 or a tautomer thereof, or a pharmaceutically acceptable salt, ester, or prodrug of said compound or tautomer, wherein R^6 , R^7 , R^8 , R^{9q} , and R^{9r} are as defined herein.

In some embodiments, the present invention relates to a compound having formula:



or a tautomer thereof, or a pharmaceutically acceptable salt, ester, or prodrug of said compound or tautomer, wherein R^6 , R^7 , R^{9q} , and R^{9r} are as defined herein.

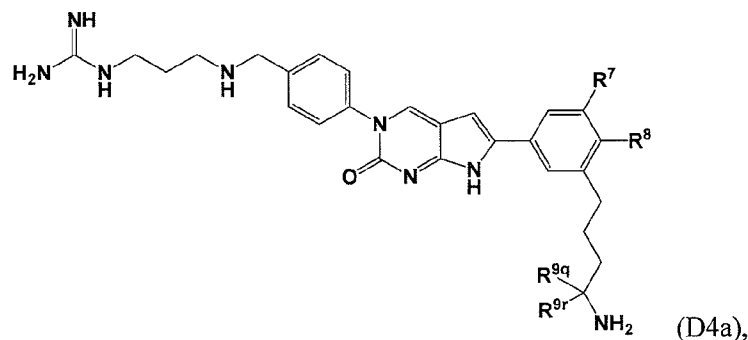
In some embodiments, the present invention relates to a compound having formula:



5

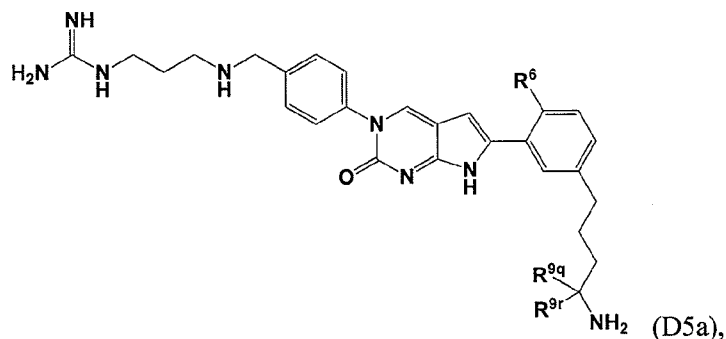
or a tautomer thereof, or a pharmaceutically acceptable salt, ester, or prodrug of said compound or tautomer, wherein R^6 , R^8 , R^{9q} , and R^{9r} are as defined herein.

In some embodiments, the present invention relates to a compound having formula:



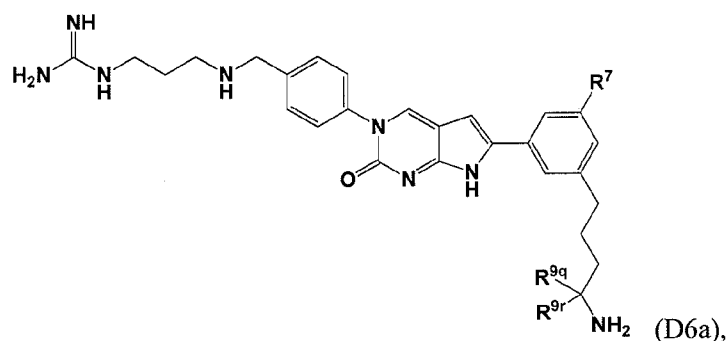
10 or a tautomer thereof, or a pharmaceutically acceptable salt, ester, or prodrug of said compound or tautomer, wherein R^7 , R^8 , R^{9q} , and R^{9r} are as defined herein.

In some embodiments, the present invention relates to a compound having formula:



or a tautomer thereof, or a pharmaceutically acceptable salt, ester, or prodrug of said compound or tautomer, wherein R^6 , R^{9q} , and R^{9r} are as defined herein.

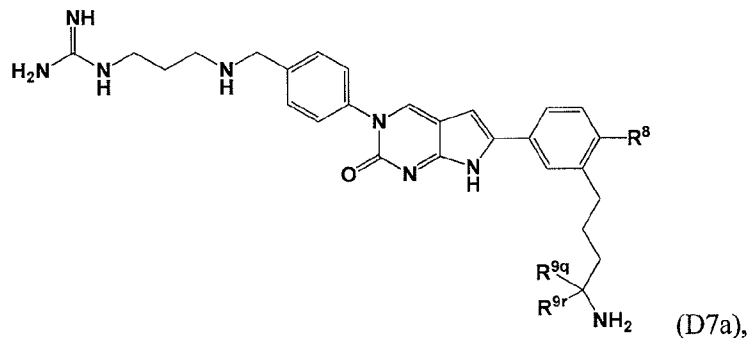
In some embodiments, the present invention relates to a compound having formula:



5

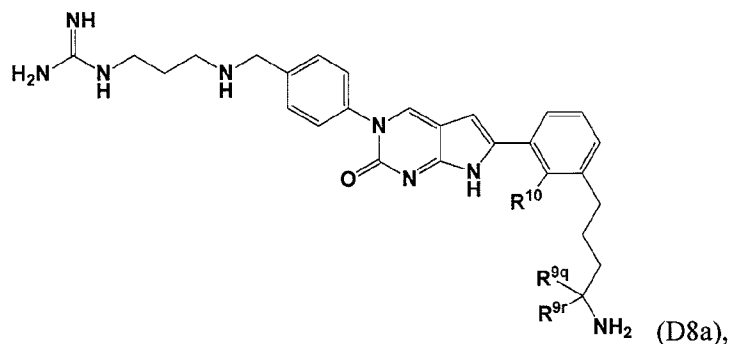
or a tautomer thereof, or a pharmaceutically acceptable salt, ester, or prodrug of said compound or tautomer, wherein R^7 , R^{9q} , and R^{9r} are as defined herein.

In some embodiments, the present invention relates to a compound having formula:



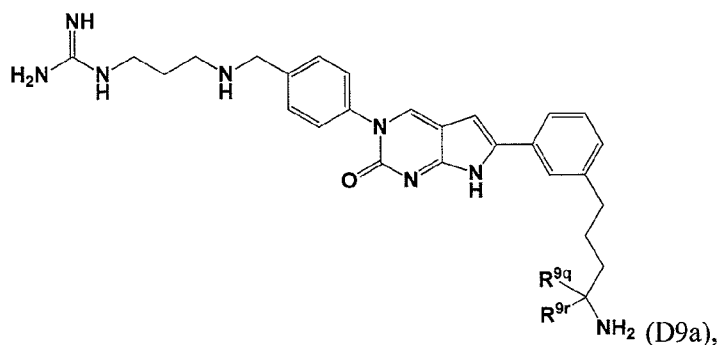
10 or a tautomer thereof, or a pharmaceutically acceptable salt, ester, or prodrug of said compound or tautomer, wherein R^8 , R^{9q} , and R^{9r} are as defined herein.

In some embodiments, the present invention relates to a compound having formula:



or a tautomer thereof, or a pharmaceutically acceptable salt, ester, or prodrug of said compound or tautomer, wherein R^{9q} , R^{9r} , and R^{10} are as defined herein.

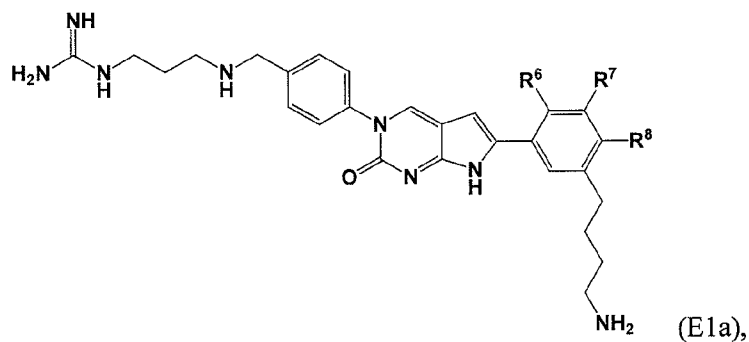
In some embodiments, the present invention relates to a compound having formula:



5

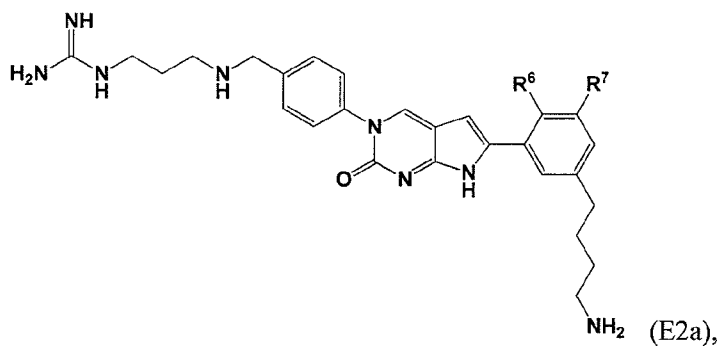
or a tautomer thereof, or a pharmaceutically acceptable salt, ester, or prodrug of said compound or tautomer, wherein R^{9q} and R^{9r} are as defined herein.

In some embodiments, the present invention relates to a compound having formula:



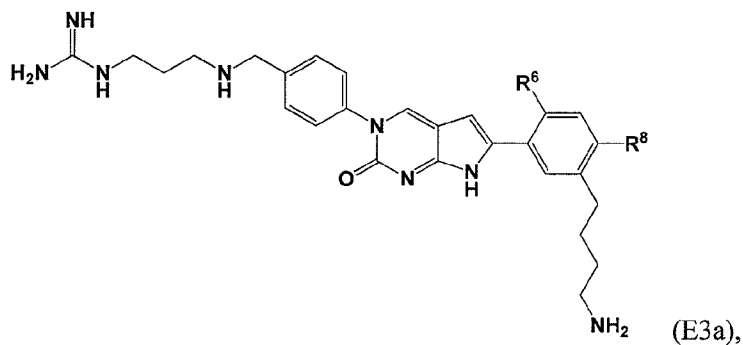
10 or a tautomer thereof, or a pharmaceutically acceptable salt, ester, or prodrug of said compound or tautomer, wherein R^6 , R^7 , and R^8 are as defined herein.

In some embodiments, the present invention relates to a compound having formula:



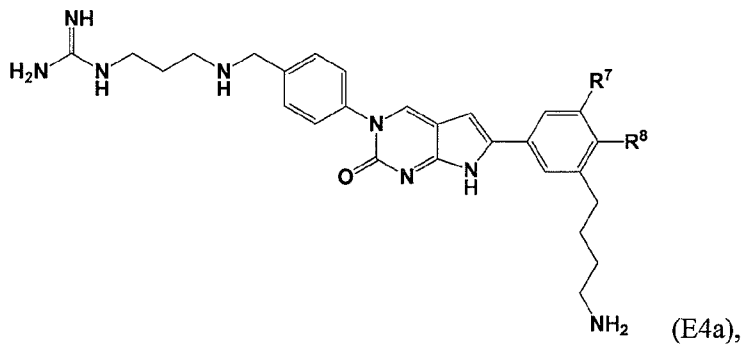
or a tautomer thereof, or a pharmaceutically acceptable salt, ester, or prodrug of said compound or tautomer, wherein R^6 and R^7 are as defined herein.

In some embodiments, the present invention relates to a compound having formula:



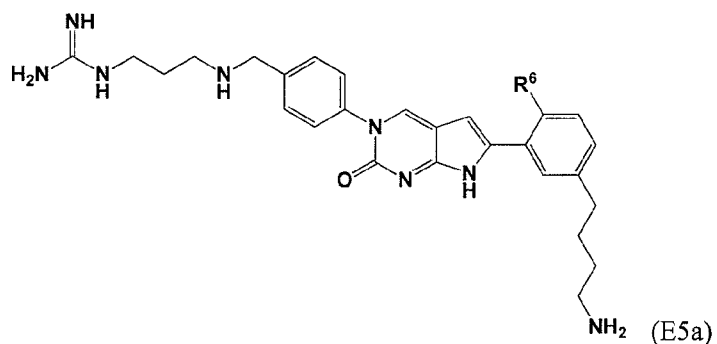
or a tautomer thereof, or a pharmaceutically acceptable salt, ester, or prodrug of said compound or tautomer, wherein R^6 and R^8 are as defined herein.

In some embodiments, the present invention relates to a compound having formula:



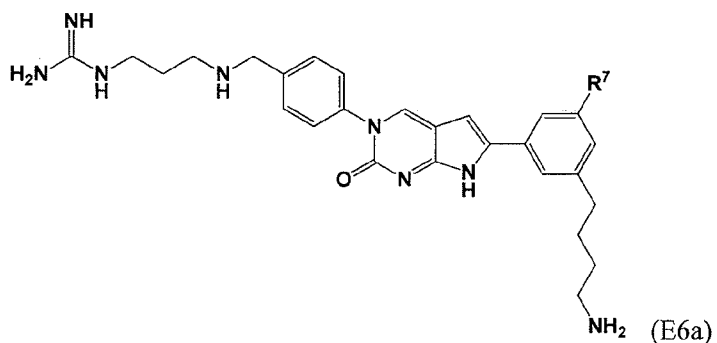
or a tautomer thereof, or a pharmaceutically acceptable salt, ester, or prodrug of said compound or tautomer, wherein R^7 and R^8 are as defined herein.

In some embodiments, the present invention relates to a compound having formula:



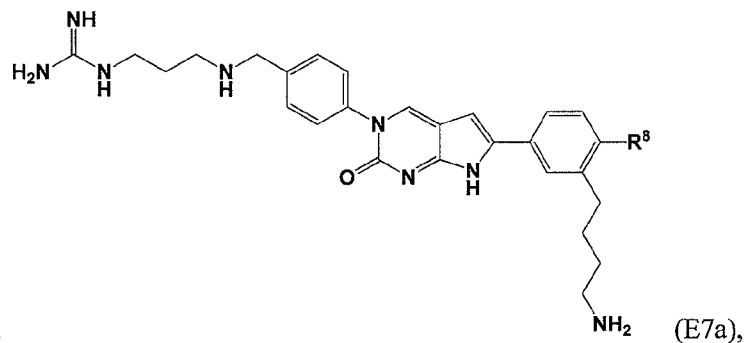
or a tautomer thereof, or a pharmaceutically acceptable salt, ester, or prodrug of said compound or tautomer, wherein R^6 is as defined herein.

In some embodiments, the present invention relates to a compound having formula:



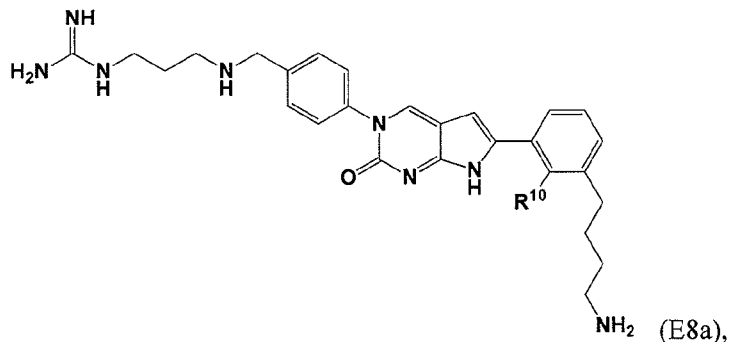
or a tautomer thereof, or a pharmaceutically acceptable salt, ester, or prodrug of said compound or tautomer, wherein R^7 is as defined herein.

In some embodiments, the present invention relates to a compound having formula:



or a tautomer thereof, or a pharmaceutically acceptable salt, ester, or prodrug of said compound or tautomer, wherein R^8 is as defined herein.

In some embodiments, the present invention relates to a compound having formula:



or a tautomer thereof, or a pharmaceutically acceptable salt, ester, or prodrug of said compound or tautomer, wherein R^{10} is as defined herein.

In some embodiments, the present invention relates to a compound or a tautomer thereof, or a pharmaceutically acceptable salt, ester, or prodrug of said compound or tautomer, wherein R^{10} is selected from hydrogen, F and Cl.

In some embodiments, the present invention relates to a compound or a tautomer thereof, or a pharmaceutically acceptable salt, ester, or prodrug of said compound or tautomer, wherein R^6 , R^7 , and R^8 are each independently selected from (a) F, (b) Cl, (c) $-CF_3$, (d) $-CF_2H$, (e) $-CFH_2$, (f) $-OCF_3$, (g) $-OCF_2H$, (h) $-OCFH_2$, (i) $-OCH_3$, (j) $-CN$, (k) $-OR^{11}$, (l) $-S(O)_pR^{11}$, (m) $-SCF_3$, (n) $-C_1-C_8$ alkyl, (o) 3–14 membered saturated, unsaturated, or aromatic heterocycle containing one or more heteroatoms selected from the group consisting of nitrogen, oxygen, and sulfur, (p) 3–14 membered saturated, unsaturated, or aromatic carbocycle, (q) $-CHCHCN$ and (r) $-CHCH-C(O)NH-t\text{-butyl}$.

In some embodiments, the present invention relates to a compound or a tautomer thereof, or a pharmaceutically acceptable salt, ester, or prodrug of said compound or tautomer, wherein R^6 , R^7 , and R^8 are each independently selected from (a) F, (b) Cl, (c) $-CF_3$, (d) $-CF_2H$, (e) $-CFH_2$, (f) $-OCF_3$, (g) $-OCF_2H$, (h) $-OCFH_2$, (i) $-OCH_3$, (j) $-CN$, (k) $-OR^{11}$, (l) $-S(O)_pR^{11}$, (m) $-SCF_3$, (n) $-C_1-C_8$ alkyl, (o) 3–14 membered saturated, unsaturated, or aromatic heterocycle containing one or more heteroatoms selected from the group consisting of nitrogen, oxygen, and sulfur, and (p) 3–14 membered saturated, unsaturated, or aromatic carbocycle.

In some embodiments, the present invention relates to a compound or a tautomer thereof, or a pharmaceutically acceptable salt, ester, or prodrug of said compound or tautomer, wherein R^6 , R^7 , and R^8 are each independently selected from are each independently selected from (a) F; (b) Cl; (c) $-CF_3$; (d) $-CF_2H$; (e) $-CFH_2$; (f) $-OCF_3$; (g) $-$

OCF₂H; (h) -OCFH₂; (i) -OCH₃; (j) -O(C₁-C₄ alkyl); (k) -S(O)CH₃; (l) -S(O)CF₃; (m) -S(O)₂CH₃; (n) -S(O)₂CF₃; (o) -SCF₃;

(p) -C₁-C₄ alkyl selected from methyl, ethyl, isopropyl, and t-butyl;

(q) -3-7 membered saturated, unsaturated, or aromatic heterocycle selected from
 5 oxetanyl, azepanyl, pyridyl, dihydropyridyl, furanyl, tetrahydrofuranlyl, tetrahydropyridyl, azetidiny, pyrrolidinyl, piperidinyl, and piperidenyl; and

(r) -3-7 membered saturated, unsaturated, or aromatic carbocycle selected from cyclopropyl, cyclobutyl, cyclopentyl, cyclohexyl, cycloheptyl, phenyl, cyclohexenyl, and cyclohexadienyl.

In some embodiments, the present invention relates to a compound or a tautomer
 10 thereof, or a pharmaceutically acceptable salt, ester, or prodrug of said compound or tautomer, wherein R⁶, R⁷, and R⁸ are each independently selected from are each independently selected from (a) F, (b) Cl, (c) -CF₃, (d) -OCF₃, (e) -OCH₃, (f) methyl, (g) ethyl, (h) isopropyl, (i) t-butyl, (j) azepanyl, (k) cyclopropyl, (l) cyclobutyl, (m) cyclohexyl, (n) phenyl, (o) pyridyl, (p) azetidiny, (q) pyrrolidinyl, (r) piperidinyl, and (s) piperidenyl.

15 In some embodiments, the present invention relates to a compound or a tautomer thereof, or a pharmaceutically acceptable salt, ester, or prodrug of said compound or tautomer, wherein R^{9k}, R^{9l}, R^{9m}, R⁹ⁿ, R^{9o}, R^{9p}, R^{9q}, R^{9r}, R^{9s}, and R^{9t} are each independently selected from (a) hydrogen, (b) halogen, (c) -CF₃, (d) -CF₂H, (e) -CFH₂, (f) -OCF₃, (g) -OCH₃, (h) -OCF₂H, (i) -OCFH₂, (j) -OR¹¹, (k) -C₁-C₈ alkyl, (l) haloalkyl, (m) -3-14
 20 membered saturated, unsaturated, or aromatic heterocycle containing one or more heteroatoms selected from the group consisting of nitrogen, oxygen, and sulfur, and (n) -3-14 membered saturated, unsaturated, or aromatic carbocycle;

alternatively, one or more of pairs of substituents selected from R^{9k} and R^{9l}, R^{9m} and R⁹ⁿ, R^{9o} and R^{9p}, R^{9q} and R^{9r}, and R^{9s} and R^{9t} are taken together with the carbon atom to

25 which they are attached to form (a) 3-7 membered saturated or unsaturated carbocyclic or (b) 3-7 membered saturated or unsaturated heterocyclic ring containing one or more heteroatoms selected from the group consisting of nitrogen, oxygen, and sulfur; and

at least one substituent selected from R^{9k}, R^{9l}, R^{9m}, R⁹ⁿ, R^{9o}, R^{9p}, R^{9q}, R^{9r}, R^{9s}, and R^{9t} is not hydrogen.

30 In some embodiments, the present invention relates to a compound or a tautomer thereof, or a pharmaceutically acceptable salt, ester, or prodrug of said compound or tautomer, wherein R^{9k}, R^{9l}, R^{9m}, R⁹ⁿ, R^{9o}, R^{9p}, R^{9q}, R^{9r}, R^{9s}, and R^{9t} are each independently

selected from (a) hydrogen; (b) halogen; (c) $-\text{CF}_3$; (d) $-\text{CF}_2\text{H}$; (e) $-\text{CFH}_2$; (f) $-\text{OCF}_3$; (g) $-\text{OCH}_3$; (h) $-\text{OCF}_2\text{H}$; (i) $-\text{OCFH}_2$; (j) $-\text{OH}$; (k) $-\text{O}(\text{C}_1-\text{C}_4 \text{ alkyl})$;

(l) $-\text{C}_1-\text{C}_4$ alkyl selected from methyl, ethyl, isopropyl, and t-butyl;

(m) $-3-7$ membered saturated, unsaturated, or aromatic heterocycle selected from
 5 oxetanyl, azepanyl, pyridyl, dihydropyridyl, furanyl, tetrahydrofuranlyl, tetrahydropyridyl, azetidiny, pyrrolidinyl, piperidinyl, and piperidenyl; and

(n) $-3-7$ membered saturated, unsaturated, or aromatic carbocycle selected from cyclopropyl, cyclobutyl, cyclopentyl, cyclohexyl, cycloheptyl, phenyl, cyclohexenyl, and cyclohexadienyl;

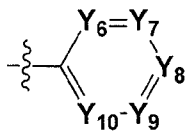
10 alternatively, one or more of pairs of substituents are selected from R^{9k} and R^{9l} , R^{9m} and R^{9n} , R^{9o} and R^{9p} , R^{9q} and R^{9r} , and R^{9s} and R^{9t} are taken together with the carbon atom to which they are attached form cyclopropyl, cyclobutyl, or oxetanyl; and

at least one substituent selected from R^{9k} , R^{9l} , R^{9m} , R^{9n} , R^{9o} , R^{9p} , R^{9q} , R^{9r} , R^{9s} , and R^{9t} is not hydrogen;

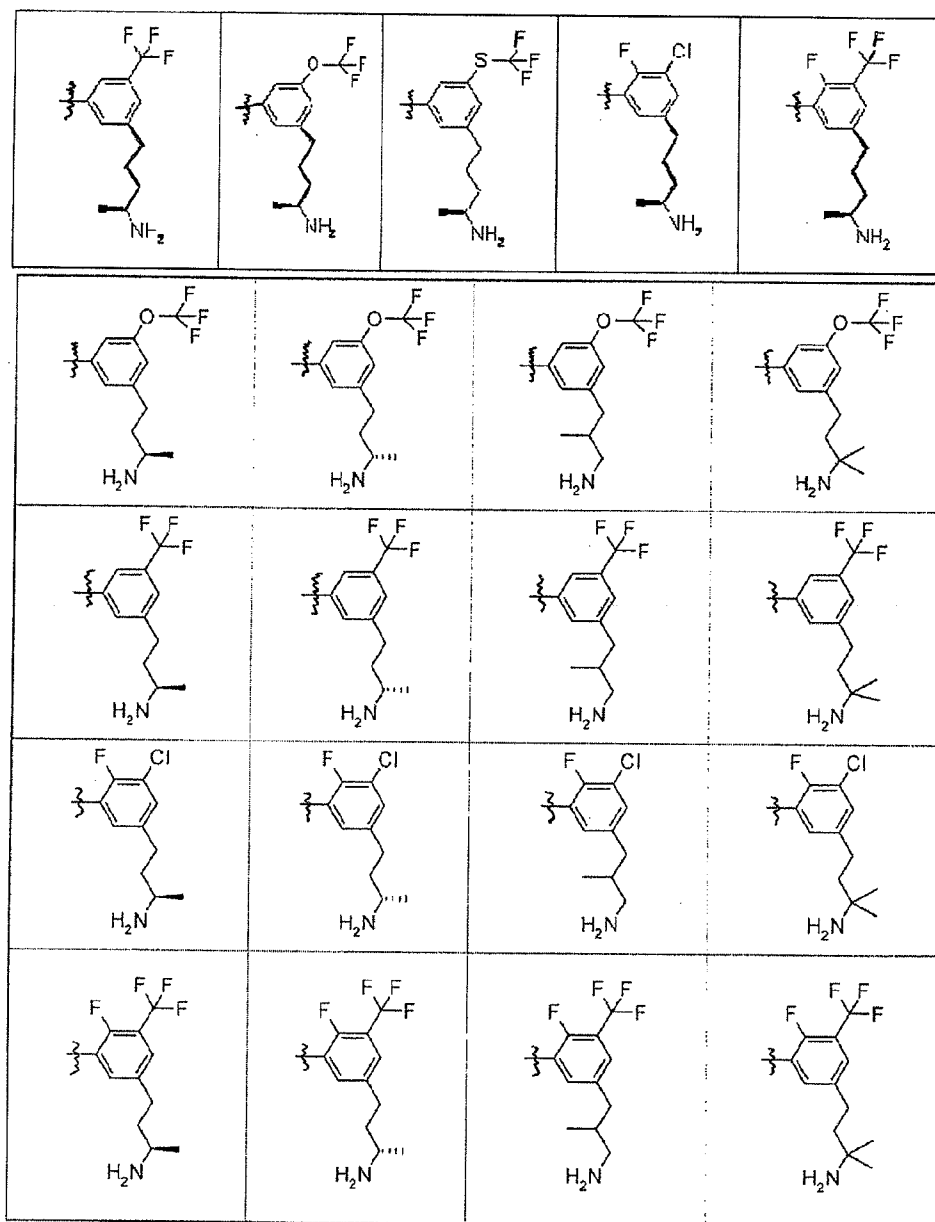
15 In some embodiments, the present invention relates to a compound or a tautomer thereof, or a pharmaceutically acceptable salt, ester, or prodrug of said compound or tautomer, wherein R^{9k} , R^{9l} , R^{9m} , R^{9n} , R^{9o} , R^{9p} , R^{9q} , R^{9r} , R^{9s} , and R^{9t} are each independently selected from (a) hydrogen, (b) halogen, (d) $-\text{CF}_3$, (e) $-\text{CF}_2\text{H}$, (f) $-\text{CFH}_2$, (g) $-\text{OCF}_3$, (h) $-\text{OCH}_3$, (i) $-\text{OCF}_2\text{H}$, (j) $-\text{OCFH}_2$, (k) $-\text{OH}$, (l) $-\text{OCH}_3$, (l) methyl, (m) ethyl, (n) isopropyl,
 20 and (o) t-butyl; and

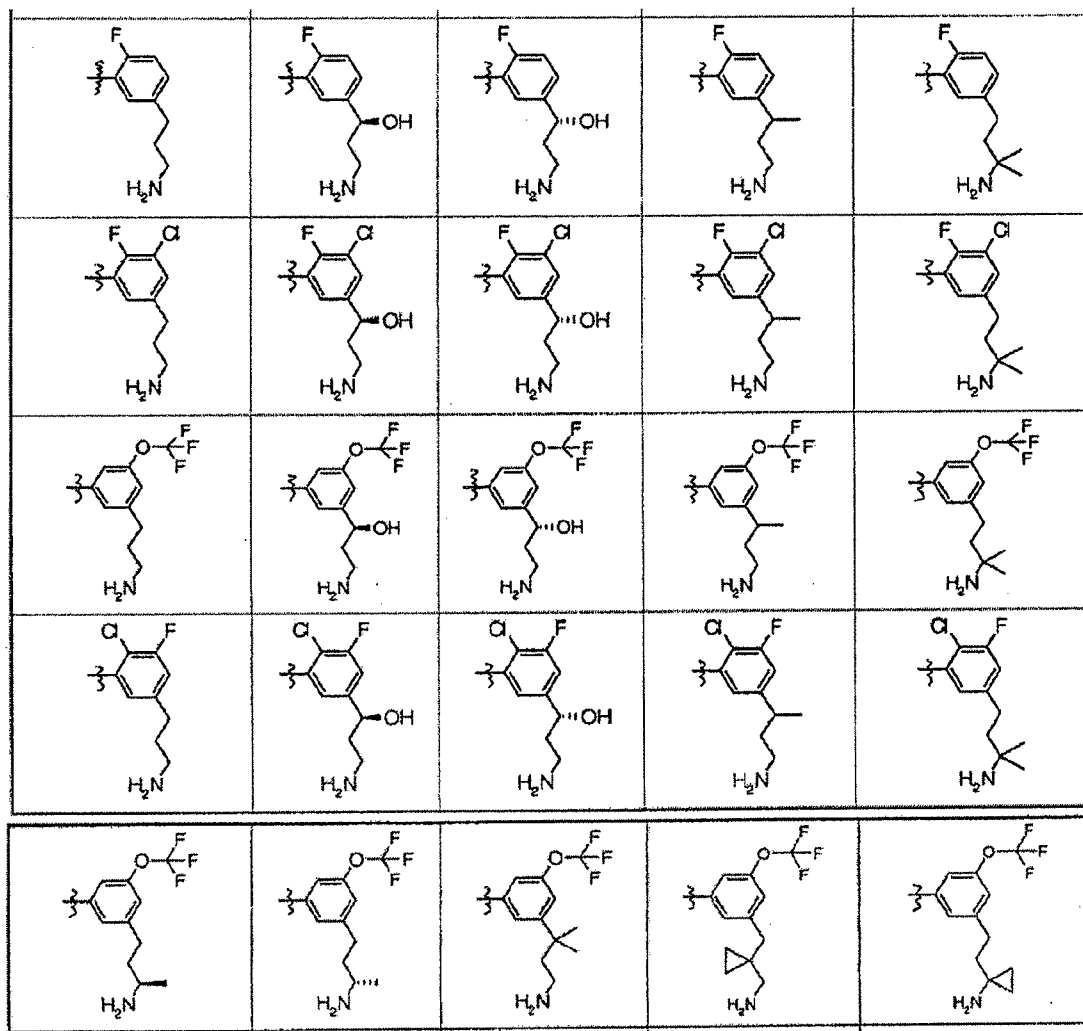
at least one substituent selected from R^{9k} , R^{9l} , R^{9m} , R^{9n} , R^{9o} , R^{9p} , R^{9q} , R^{9r} , R^{9s} , and R^{9t} is not hydrogen.

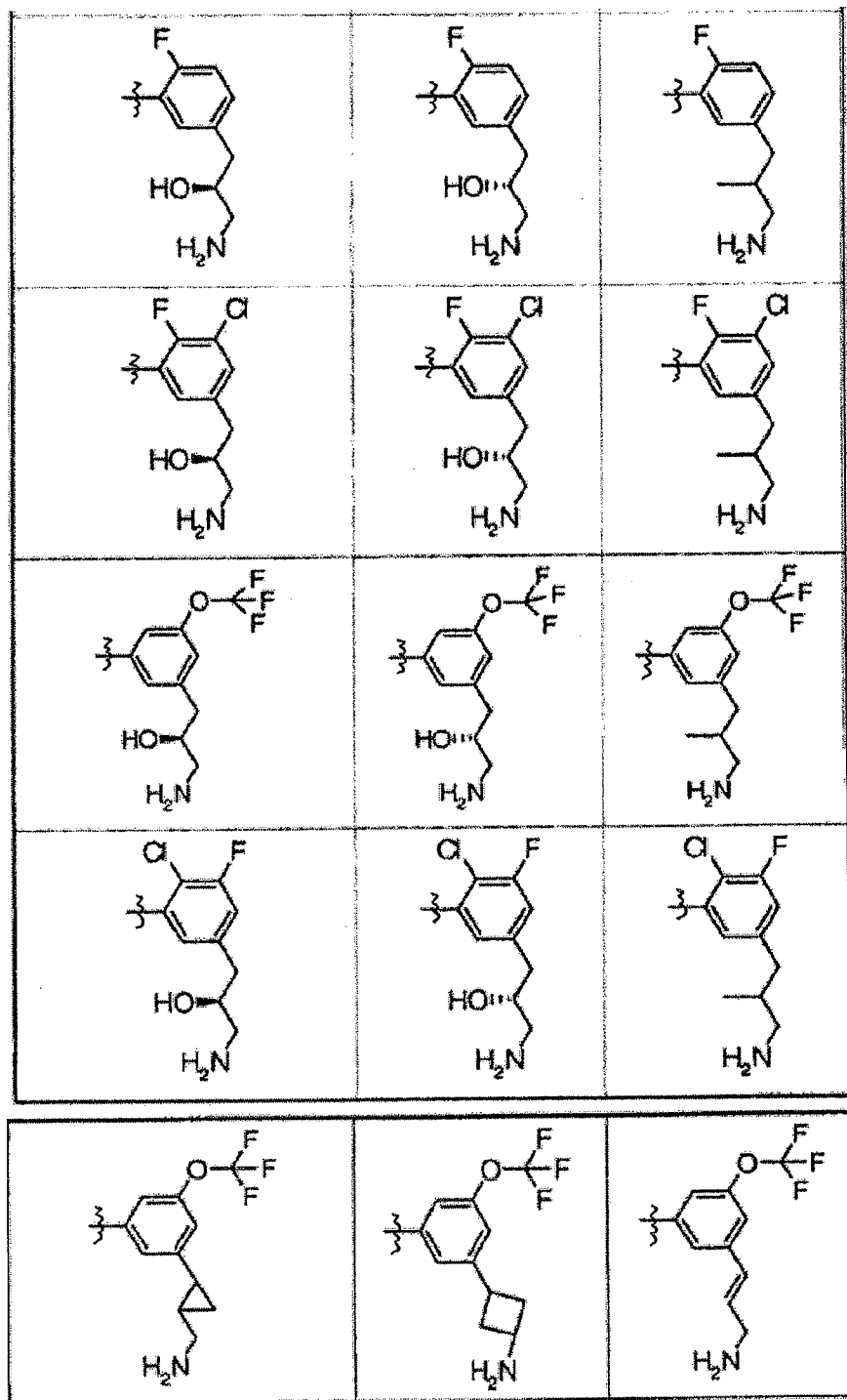
In some embodiments, the present invention relates to a compound or a tautomer thereof, or a pharmaceutically acceptable salt, ester, or prodrug of said compound or
 25 tautomer, wherein

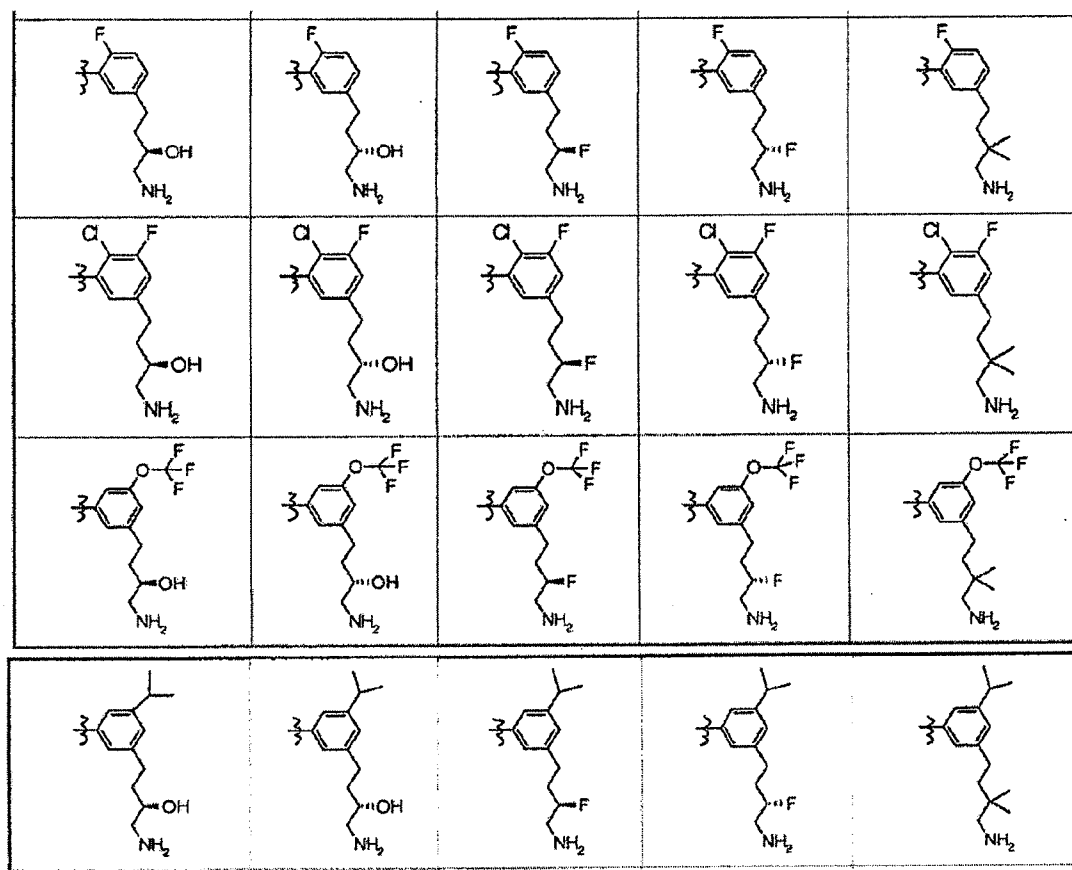


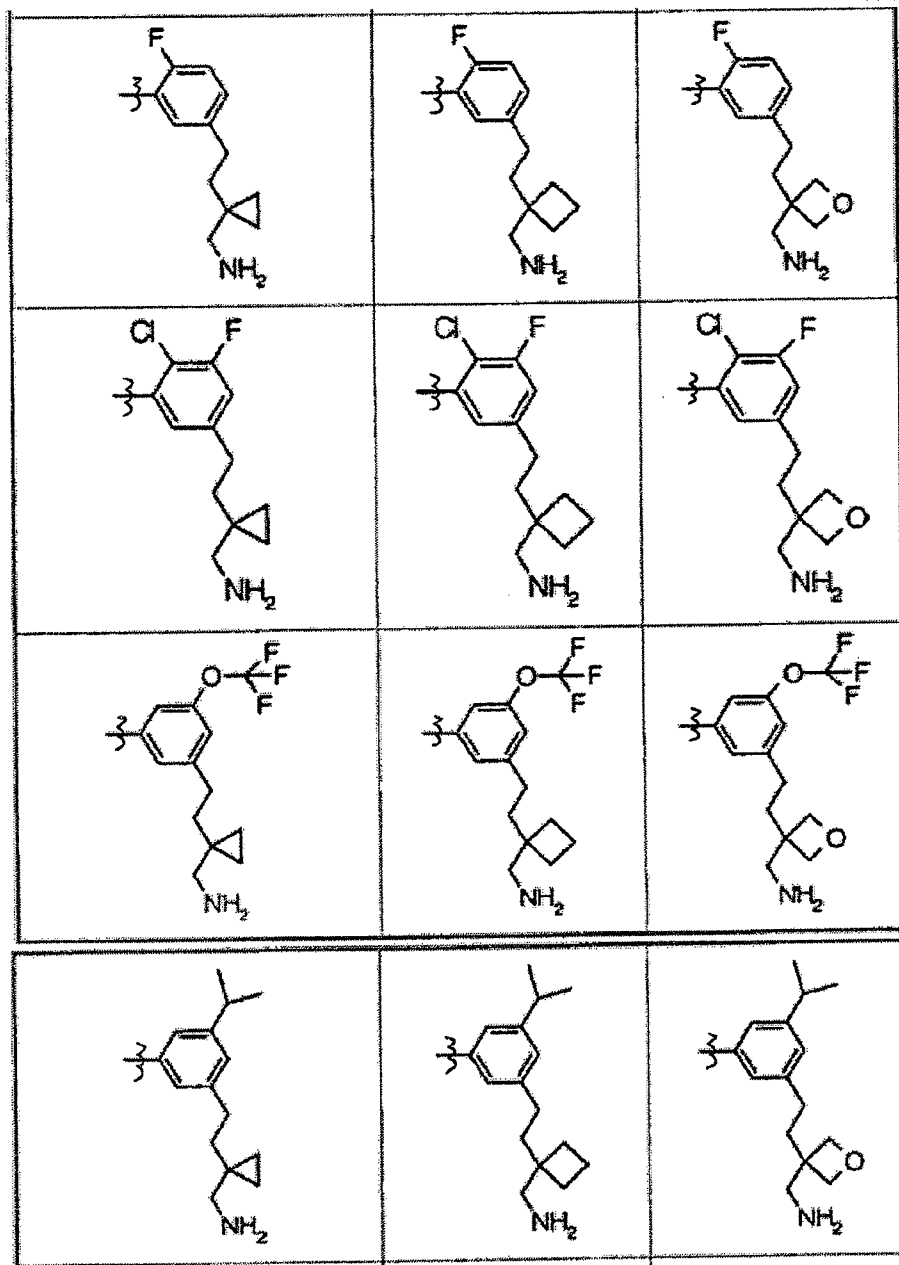
is selected from:





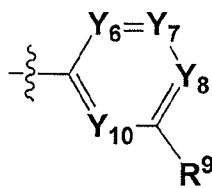


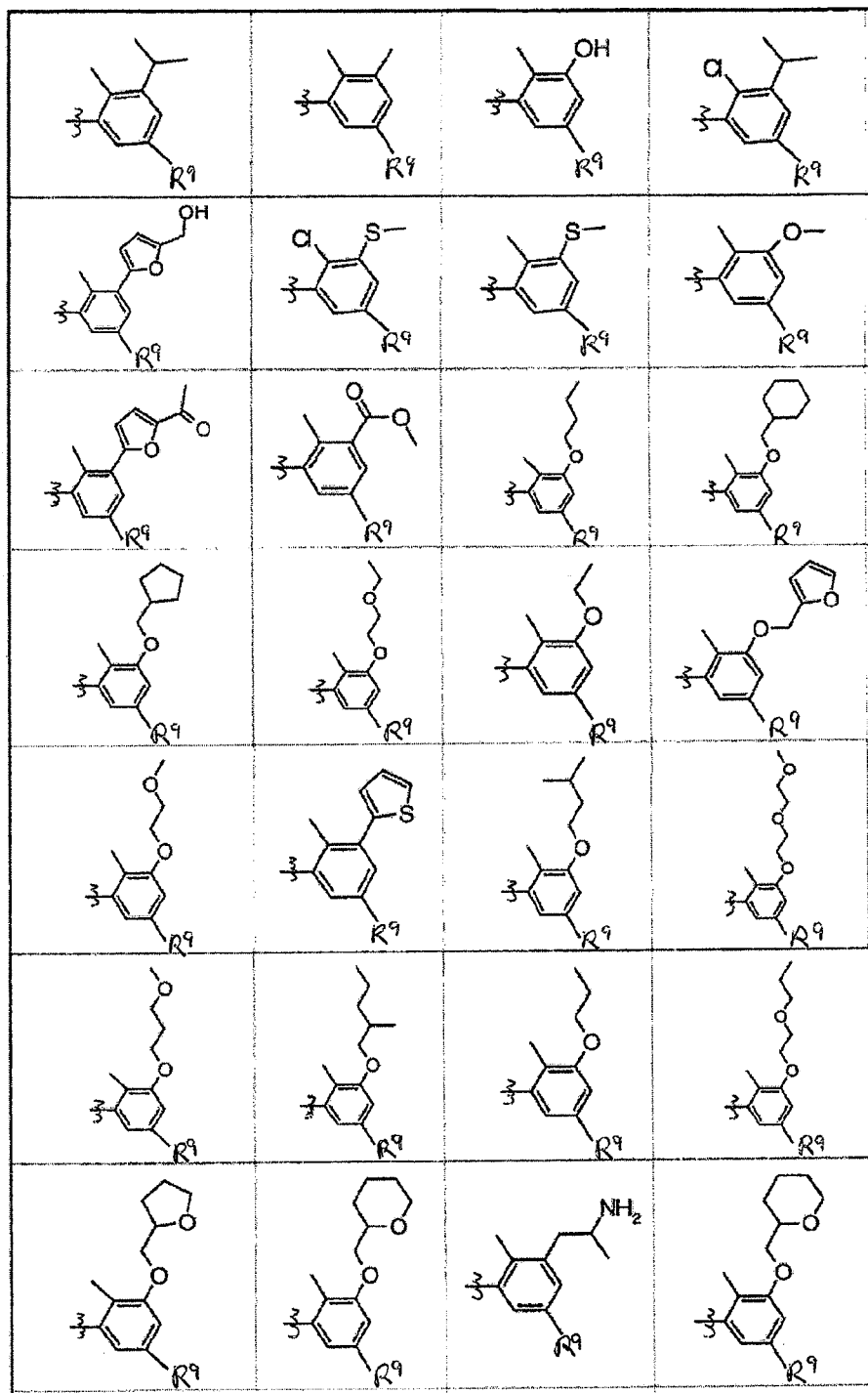


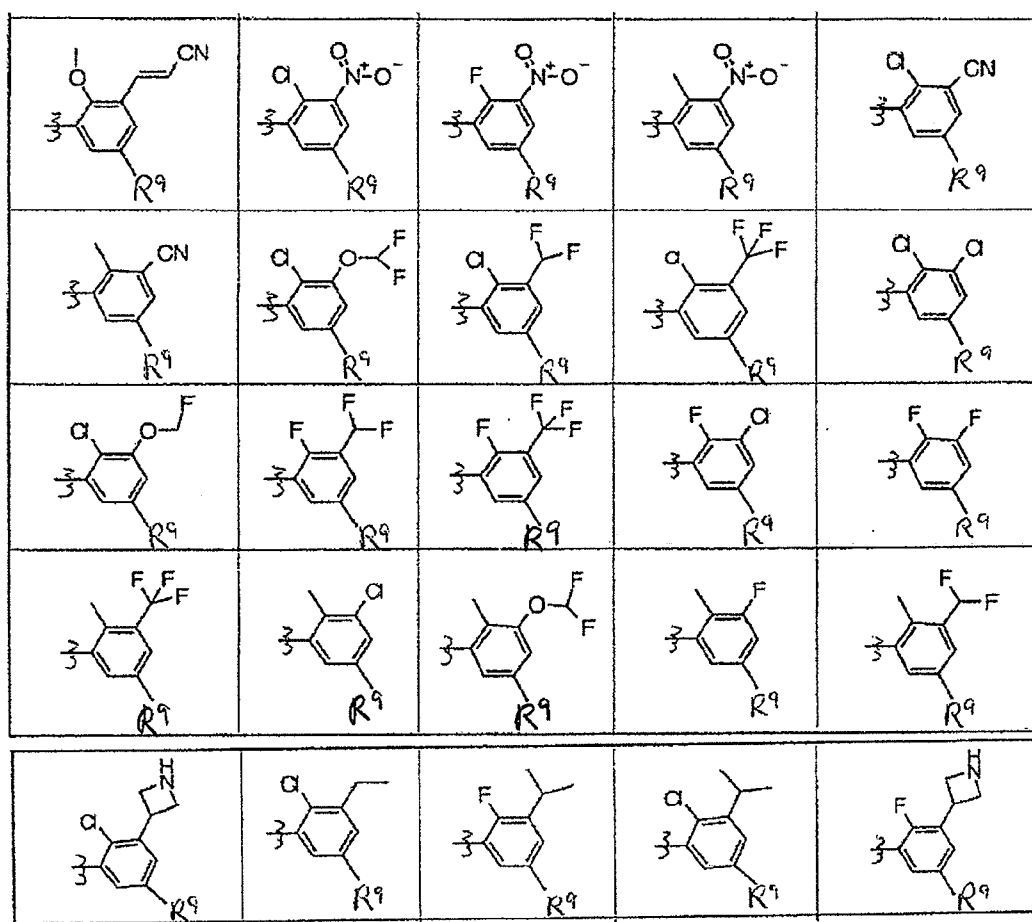


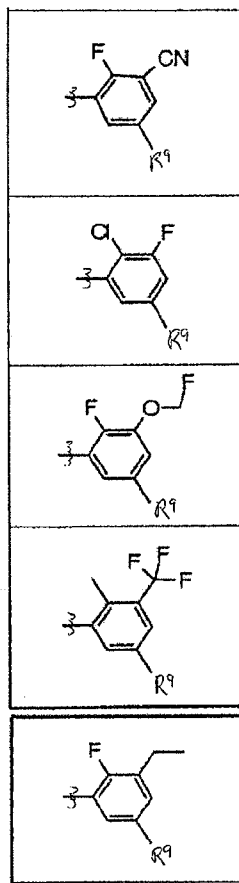
or a tautomer thereof, or a pharmaceutically acceptable salt, ester, or prodrug of said compound or tautomer.

In some embodiments,

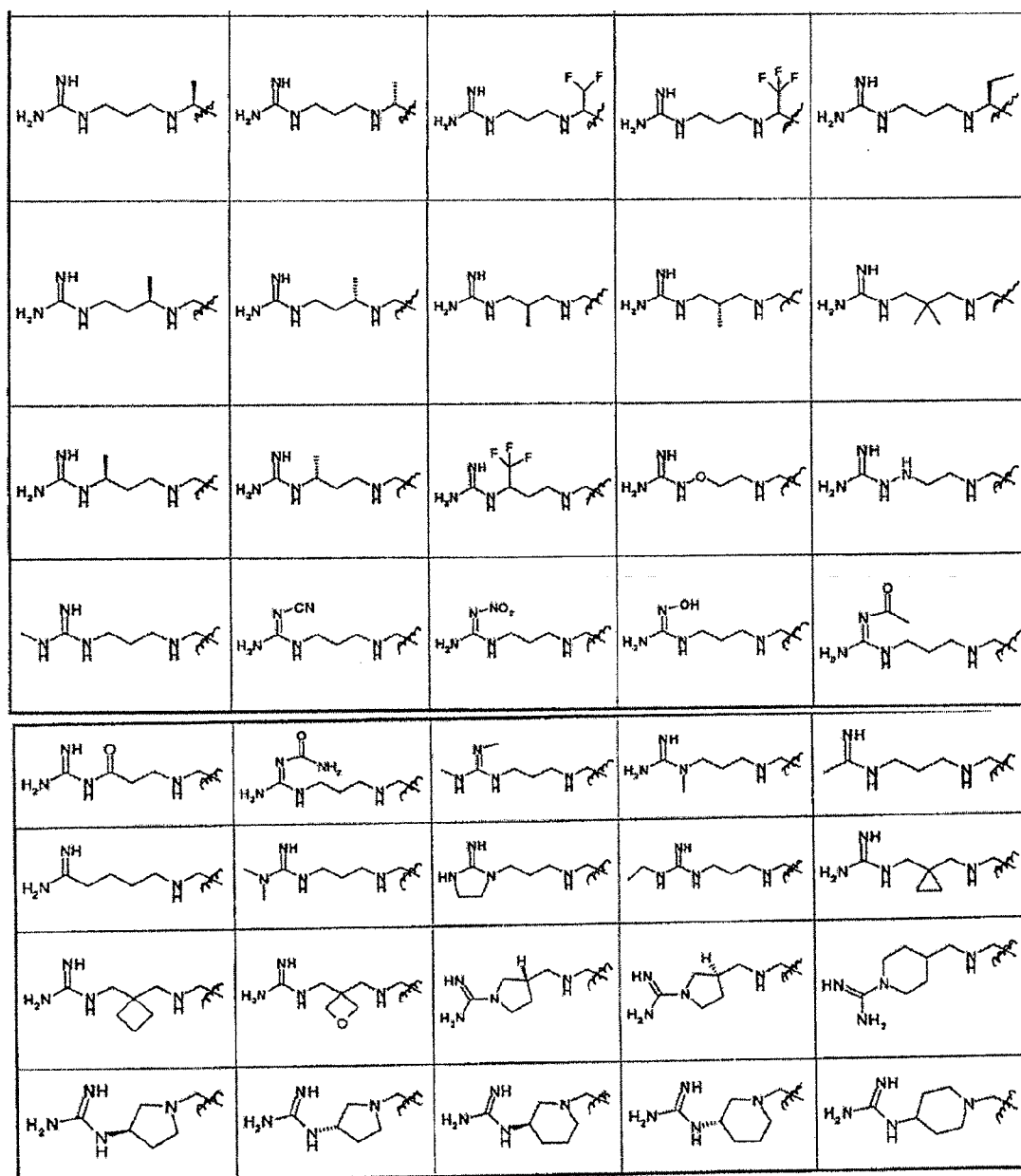




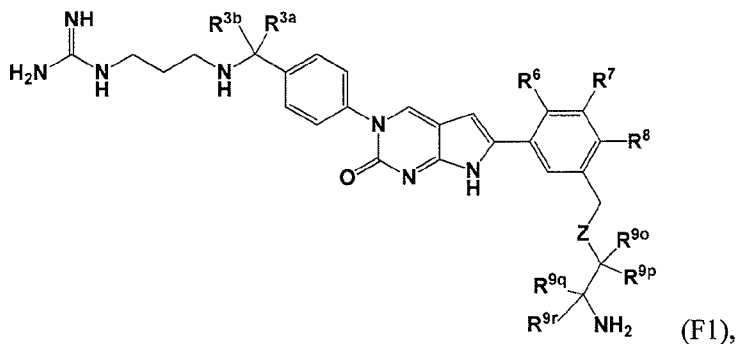




In some embodiments, the present invention relates to a compound or a tautomer thereof, or a pharmaceutically acceptable salt, ester, or prodrug of said compound or
5 tautomer, wherein R^3 is selected from:

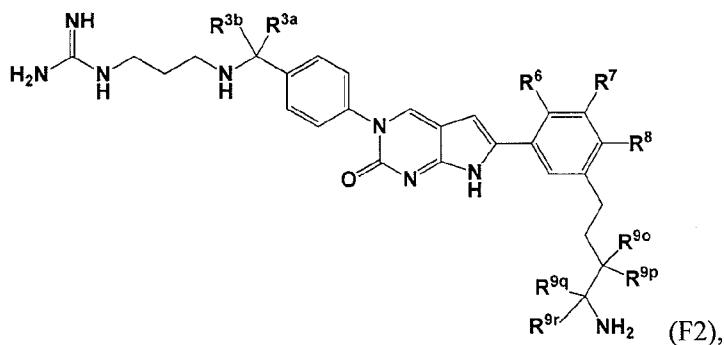


In some embodiments, the present invention relates to a compound having the formula:



or a tautomer thereof, or a pharmaceutically acceptable salt, ester, or prodrug of said compound or tautomer, wherein R^{3a} , R^{3b} , R^6 , R^7 , R^8 , Z , R^{9o} , R^{9p} , R^{9q} , and R^{9r} are as defined herein.

5 In some embodiments, the present invention relates to a compound having the formula:



or a tautomer thereof, or a pharmaceutically acceptable salt, ester, or prodrug of said compound or tautomer, wherein R^{3a} , R^{3b} , R^6 , R^7 , R^8 , R^{9o} , R^{9p} , R^{9q} , and R^{9r} are as defined

10 herein.

In some embodiments, the present invention relates to a compound of formula F1 or F2, or a tautomer thereof, or a pharmaceutically acceptable salt, ester, or prodrug of said compound or tautomer, wherein

15 Z is selected from $-O-$, $-S(O)_p-$, $-NR^{11}-$, $-(C=O)-$, $-NR^{11}(C=O)-$, $-(C=O)NR^{11}-$, $-S(O)_pNR^{11}-$, $-NR^{11}S(O)_p-$, and $-NR^{11}S(O)_pNR^{11}-$;

R^{3a} is selected from halogen and $-C_1-C_6$ alkyl;

R^{3b} is selected from hydrogen, halogen, $-OCF_3$, $-OCF_2H$, $-OCFH_2$, $-OCH_3$, $-OR^{11}$, $-C_1-C_6$ alkyl, and haloalkyl;

R^6 , R^7 , and R^8 are each independently selected from (a) hydrogen, (b) F, (c) Cl, (d) Br, (e) I, (f) $-\text{CF}_3$, (g) $-\text{CF}_2\text{H}$, (h) $-\text{CFH}_2$, (i) $-\text{OCF}_3$, (j) $-\text{OCF}_2\text{H}$, (k) $-\text{OCFH}_2$, (l) $-\text{OCH}_3$, (m) $-\text{CN}$, (n) $-\text{N}_3$, (o) $-\text{NO}_2$, (p) $-\text{NR}^{11}\text{R}^{11}$, (q) $-\text{NR}^{11}(\text{CO})\text{R}^{11}$, (r) $-(\text{CO})\text{NR}^{11}\text{R}^{11}$, (s) $-\text{OR}^{11}$, (t) $-\text{COH}$, (u) $-\text{CO}(\text{C}_1-\text{C}_8 \text{ alkyl})$, (v) $-\text{COR}^{11}$, (w) $-\text{NR}^{11}(\text{CNR}^{11})\text{NR}^{11}\text{R}^{11}$, (x) $-\text{S}(\text{O})_p\text{R}^{11}$, (y) $-\text{NR}^{11}\text{S}(\text{O})_p\text{R}^{11}$, (z) $-\text{SR}^{11}$, (aa) $-\text{SCF}_3$, (bb) $-\text{C}(\text{CF}_3)\text{H}-\text{NH}-\text{CHR}^{11}\text{R}^{11}$, (cc) $-\text{COOR}^{11}$, (dd) $-(\text{OCH}_2\text{CH}_2)_t\text{R}^{11}$, (ee) $-(\text{OCH}_2\text{CH}_2)_t\text{OR}^{11}$, (ff) $-\text{C}_1-\text{C}_8 \text{ alkyl}$, (gg) $-\text{C}_2-\text{C}_8 \text{ alkenyl}$, and (hh) $-\text{C}_2-\text{C}_8 \text{ alkynyl}$;

R^{9o} , R^{9p} , R^{9q} , and R^{9r} are each independently selected from (a) hydrogen, (b) halogen, (c) $-\text{OCF}_3$, (d) $-\text{OCH}_3$, (e) $-\text{OCF}_2\text{H}$, (f) $-\text{OCFH}_2$, (g) $-\text{OR}^{11}$, (h) $-\text{C}_1-\text{C}_8 \text{ alkyl}$, and (i) haloalkyl;

R^{11} is selected from hydrogen, $-\text{C}_1-\text{C}_6 \text{ alkyl}$, $-\text{C}_2-\text{C}_6 \text{ alkenyl}$, $-\text{C}_2-\text{C}_6 \text{ alkynyl}$, and haloalkyl;

p is 0, 1, or 2; and

t is 0, 1, or 2.

15

In some embodiments, the present invention relates to a compound of formula F1, or a tautomer thereof, or a pharmaceutically acceptable salt, ester, or prodrug of said compound or tautomer, wherein Z is O;

R^{9o} , R^{9p} , R^{9q} , and R^{9r} are each independently selected from $\text{C}_1-\text{C}_6 \text{ alkyl}$ and hydrogen;

R^6 and R^8 are each independently selected from hydrogen, F, Cl, Br, I, $-\text{C}_1-\text{C}_6 \text{ alkyl}$, $-\text{CH}_2\text{F}$, $-\text{CHF}_2$, and $-\text{CF}_3$;

R^7 is selected from hydrogen, F, Cl, Br, I, $-\text{C}_1-\text{C}_6 \text{ alkyl}$, $-\text{CH}_2\text{F}$, $-\text{CHF}_2$, $-\text{CF}_3$, $-\text{OC}_1-\text{C}_6 \text{ alkyl}$, $-\text{S}(\text{O})_p-\text{C}_1-\text{C}_6 \text{ alkyl}$, $-\text{OCH}_2\text{F}$, $-\text{OCHF}_2$, $-\text{OCF}_3$, $-\text{S}(\text{O})_p-\text{CH}_3$, $-\text{S}(\text{O})_p-\text{CH}_2\text{F}$, and $-\text{S}(\text{O})_p-\text{CF}_3$; and

R^{3a} is selected from halogen and $-\text{C}_1-\text{C}_6 \text{ alkyl}$;

R^{3b} is selected from hydrogen, halogen, $-\text{CF}_3$, $-\text{CF}_2\text{H}$, $-\text{CFH}_2$, $-\text{C}_1-\text{C}_6 \text{ alkyl}$, and haloalkyl; and

p is 0, 1, or 2.

In some embodiments, the present invention relates to a compound of formula F2, or a tautomer thereof, or a pharmaceutically acceptable salt, ester, or prodrug of said compound or

tautomer, wherein R^{9o} , R^{9p} , R^{9q} , and R^{9r} are each independently selected from $-C_1-C_6$ alkyl and hydrogen;

R^6 and R^8 are each independently selected from hydrogen, F, Cl, Br, I, $-C_1-C_6$ alkyl, $-CH_2F$, $-CHF_2$, and $-CF_3$;

- 5 R^7 is selected from hydrogen, F, Cl, Br, I, $-C_1-C_6$ alkyl, $-CH_2F$, $-CHF_2$, $-CF_3$, $-OC_1-C_6$ alkyl, $-S(O)_p-C_1-C_6$ alkyl, $-OCH_2F$, $-OCHF_2$, $-OCF_3$, $-S(O)_p-CH_3$, $-S(O)_p-CH_2F$, and $-S(O)_p-CF_3$; and

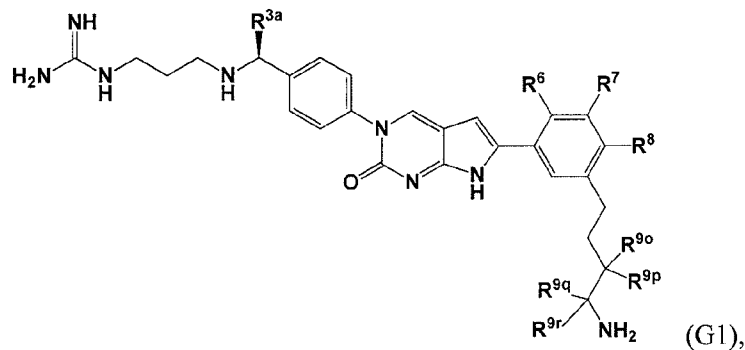
R^{3a} is selected from halogen and $-C_1-C_6$ alkyl;

R^{3b} is selected from hydrogen, halogen, $-CF_3$, $-CF_2H$, $-CFH_2$, $-C_1-C_6$ alkyl, and haloalkyl;

10 and

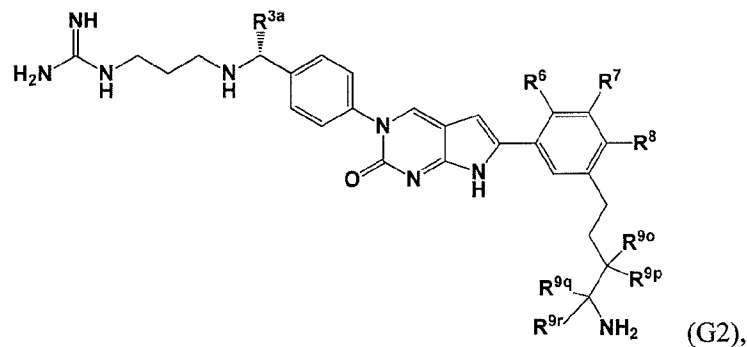
p is 0, 1, or 2.

In some embodiments, the present invention relates to a compound having the formula:



- 15 or a tautomer thereof, or a pharmaceutically acceptable salt, ester, or prodrug of said compound or tautomer, wherein R^{3a} , R^6 , R^7 , R^8 , R^{9o} , R^{9p} , R^{9q} , and R^{9r} are as defined herein.

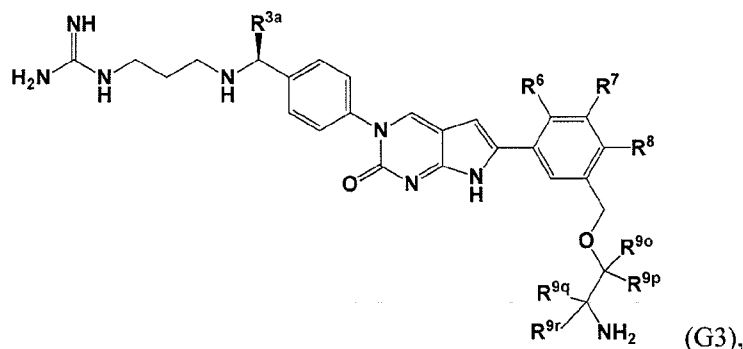
In some embodiments, the present invention relates to a compound having the formula:



or a tautomer thereof, or a pharmaceutically acceptable salt, ester, or prodrug of said compound or tautomer, wherein R^{3a} , R^6 , R^7 , R^8 , R^{9o} , R^{9p} , R^{9q} , and R^{9r} are as defined herein.

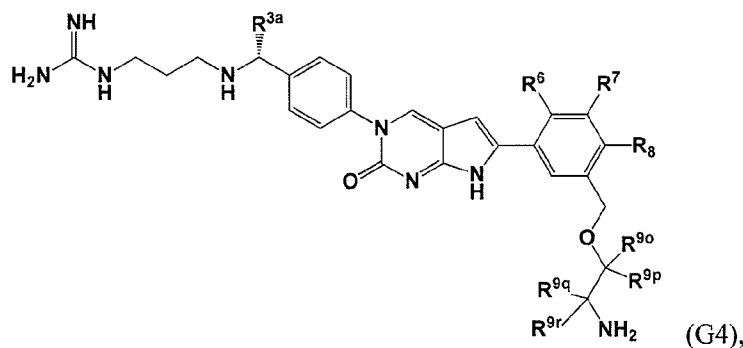
In some embodiments, the present invention relates to a compound having the formula:

5



or a tautomer thereof, or a pharmaceutically acceptable salt, ester, or prodrug of said compound or tautomer, wherein R^{3a} , R^6 , R^7 , R^8 , R^{9o} , R^{9p} , R^{9q} , and R^{9r} are as defined herein.

10 In some embodiments, the present invention relates to a compound having the formula:



or a tautomer thereof, or a pharmaceutically acceptable salt, ester, or prodrug of said compound or tautomer, wherein R^{3a} , R^6 , R^7 , R^8 , R^{9o} , R^{9p} , R^{9q} , and R^{9r} are as defined herein.

15 In some embodiments, the present invention relates to a compound of formulae G1, G2, G3, or G4, or a tautomer thereof, or a pharmaceutically acceptable salt, ester, or prodrug of said compound or tautomer, wherein R^{9o} , R^{9p} , R^{9q} , and R^{9r} are each independently selected from $-C_1-C_6$ alkyl and hydrogen;

R^6 and R^8 are each independently selected from hydrogen, F, Cl, Br, I, $-C_1-C_6$ alkyl, $-CH_2F$, $-CHF_2$, and $-CF_3$;

R^7 is selected from hydrogen, F, Cl, Br, I, $-C_1-C_6$ alkyl, $-CH_2F$, $-CHF_2$, $-CF_3$, $-OC_1-C_6$ alkyl, $-S(O)_p-C_1-C_6$ alkyl, $-OCH_2F$, $-OCHF_2$, $-OCF_3$, $-S(O)_p-CH_3$, $-S(O)_p-CH_2F$, and $-$

5 $S(O)_p-CF_3$; and

R^{3a} is selected from halogen and $-C_1-C_6$ alkyl; and

p is 0, 1, or 2.

In some embodiments, the present invention relates to a compound of formulae G1, G2, G3, or G4, or a tautomer thereof, or a pharmaceutically acceptable salt, ester, or prodrug
10 of said compound or tautomer, wherein R^{9o} , R^{9p} , R^{9q} , and R^{9r} are each independently selected from $-C_1-C_6$ alkyl and hydrogen;

R^6 is selected from hydrogen, F, Cl, Br, I, $-C_1-C_6$ alkyl, $-CH_2F$, $-CHF_2$, and $-CF_3$;

R^7 is selected from hydrogen, F, Cl, Br, I, $-C_1-C_6$ alkyl, $-CH_2F$, $-CHF_2$, $-CF_3$, $-OC_1-C_6$ alkyl, $-S(O)_p-C_1-C_6$ alkyl, $-OCH_2F$, $-OCHF_2$, $-OCF_3$, $-S(O)_p-CH_3$, $-S(O)_p-CH_2F$, and $-$

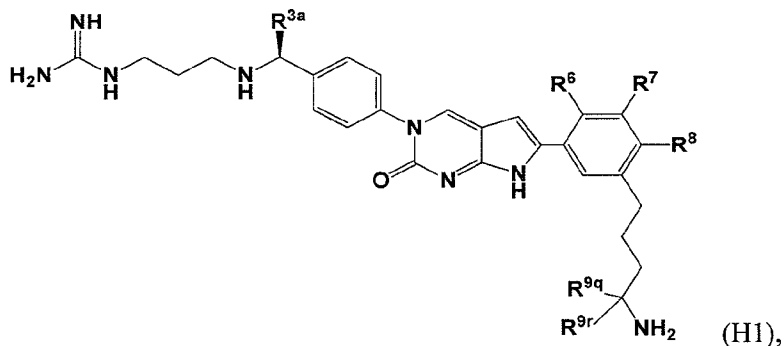
15 $S(O)_p-CF_3$;

R^8 is hydrogen;

R^{3a} is selected from halogen and $-C_1-C_6$ alkyl; and

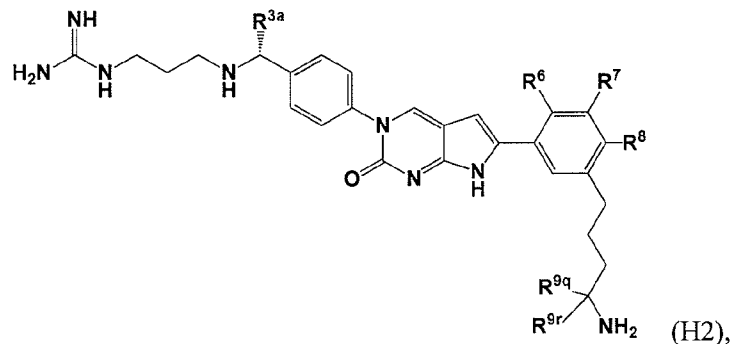
p is 0, 1, or 2.

In some embodiments, the present invention relates to a compound having the
20 formula:



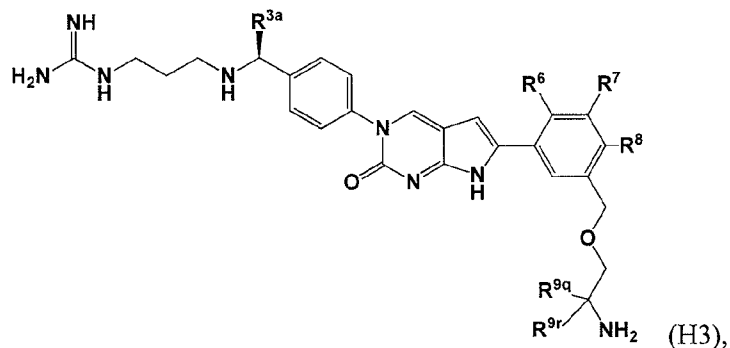
or a tautomer thereof, or a pharmaceutically acceptable salt, ester, or prodrug of said compound or tautomer, wherein R^{3a} , R^6 , R^7 , R^8 , R^{9q} , and R^{9r} are as defined herein.

In some embodiments, the present invention relates to a compound having the
25 formula:



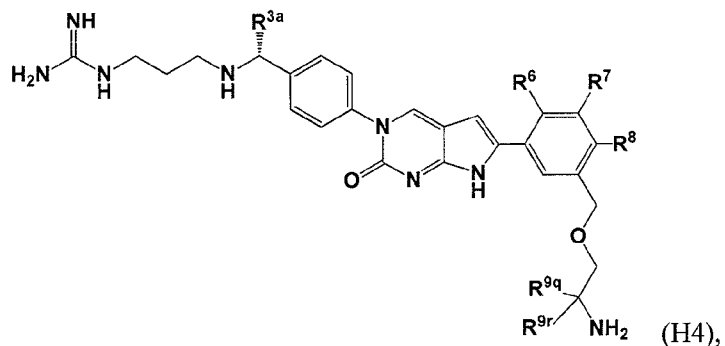
or a tautomer thereof, or a pharmaceutically acceptable salt, ester, or prodrug of said compound or tautomer, wherein R^{3a} , R^6 , R^7 , R^8 , R^{9q} , and R^{9r} are as defined herein.

In some embodiments, the present invention relates to a compound having the
5 formula:



or a tautomer thereof, or a pharmaceutically acceptable salt, ester, or prodrug of said compound or tautomer, wherein R^{3a} , R^6 , R^7 , R^8 , R^{9q} , and R^{9r} are as defined herein.

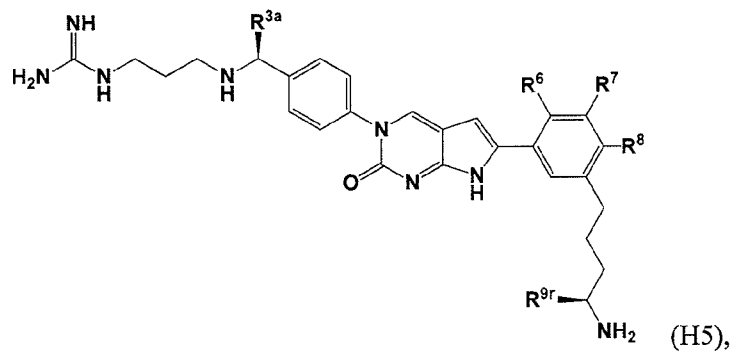
In some embodiments, the present invention relates to a compound having the
10 formula:



or a tautomer thereof, or a pharmaceutically acceptable salt, ester, or prodrug of said compound or tautomer, wherein R^{3a} , R^6 , R^7 , R^8 , R^{9q} , and R^{9r} are as defined herein.

In some embodiments, the present invention relates to a compound having the formula:

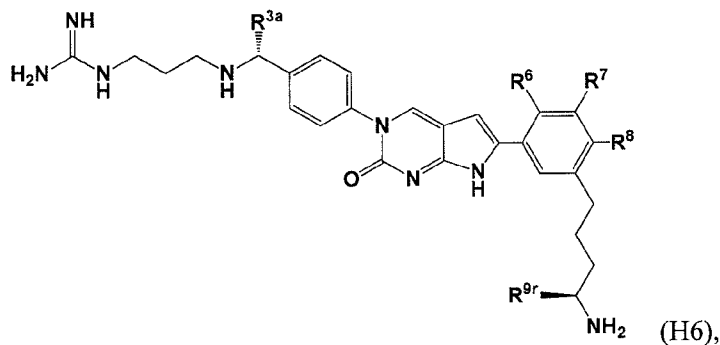
5



or a tautomer thereof, or a pharmaceutically acceptable salt, ester, or prodrug of said compound or tautomer, wherein R^{3a} , R^6 , R^7 , R^8 , and R^{9r} are as defined herein.

In some embodiments, the present invention relates to a compound having the formula:

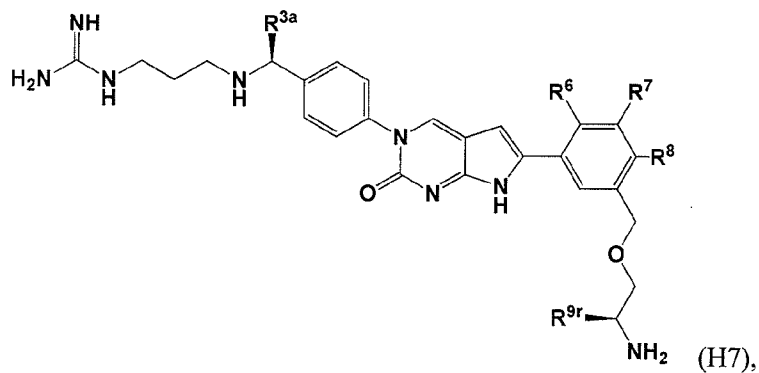
10



or a tautomer thereof, or a pharmaceutically acceptable salt, ester, or prodrug of said compound or tautomer, wherein R^{3a} , R^6 , R^7 , R^8 , and R^{9r} are as defined herein.

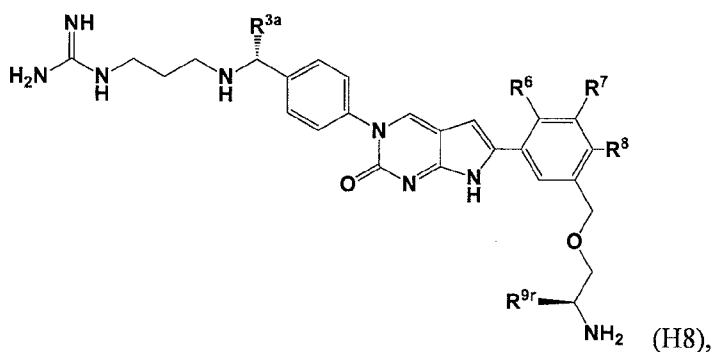
In some embodiments, the present invention relates to a compound having the formula:

15



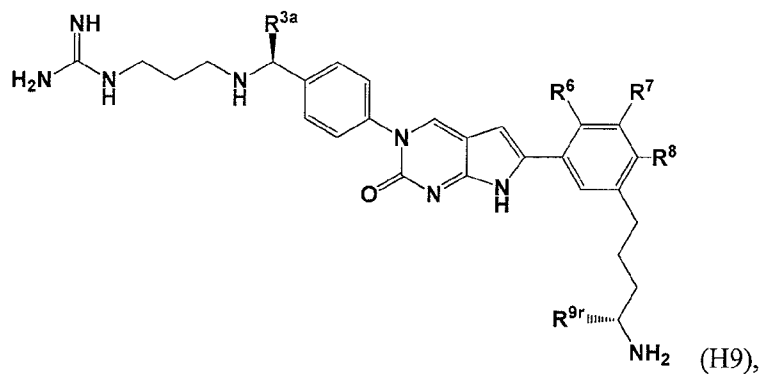
or a tautomer thereof, or a pharmaceutically acceptable salt, ester, or prodrug of said compound or tautomer, wherein R^{3a} , R^6 , R^7 , R^8 , and R^{9r} are as defined herein.

In some embodiments, the present invention relates to a compound having the
5 formula:



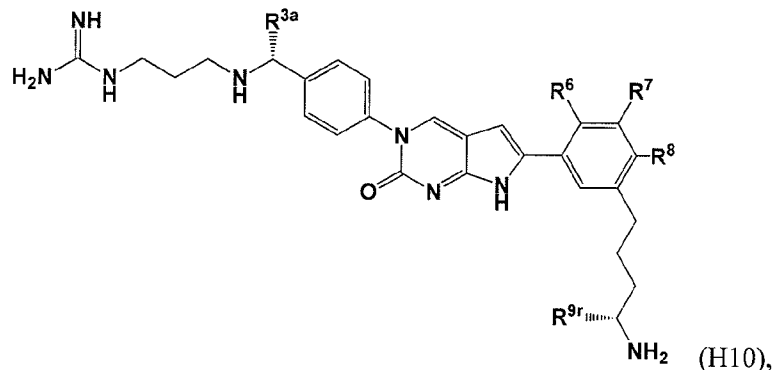
or a tautomer thereof, or a pharmaceutically acceptable salt, ester, or prodrug of said compound or tautomer, wherein R^{3a} , R^6 , R^7 , R^8 , and R^{9r} are as defined herein.

In some embodiments, the present invention relates to a compound having the
10 formula:



or a tautomer thereof, or a pharmaceutically acceptable salt, ester, or prodrug of said compound or tautomer, wherein R^{3a} , R^6 , R^7 , R^8 , and R^{9r} are as defined herein.

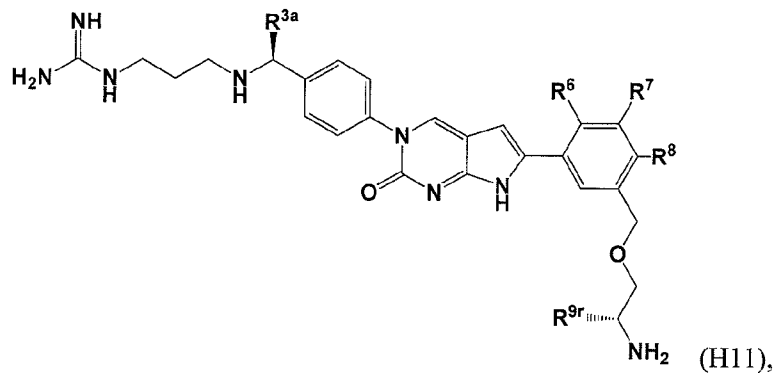
In some embodiments, the present invention relates to a compound having the formula:



wherein R^{3a} , R^6 , R^7 , R^8 , and R^{9r} are as defined herein,

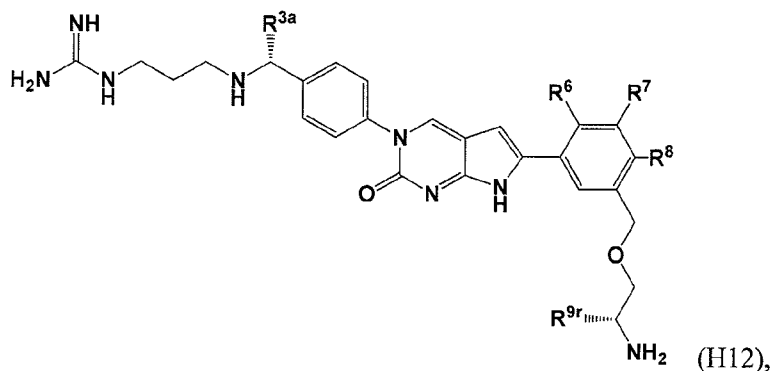
or a tautomer thereof, or a pharmaceutically acceptable salt, ester, or prodrug of said compound or tautomer.

10 In some embodiments, the present invention relates to a compound having the formula:



or a tautomer thereof, or a pharmaceutically acceptable salt, ester, or prodrug of said compound or tautomer, wherein R^{3a} , R^6 , R^7 , R^8 , and R^{9r} are as defined herein.

15 In some embodiments, the present invention relates to a compound having the formula:



or a tautomer thereof, or a pharmaceutically acceptable salt, ester, or prodrug of said compound or tautomer, wherein R^{3a} , R^6 , R^7 , R^8 , and R^{9r} are as defined herein.

- In some embodiments, the present invention relates to a compound of formulae H1, H2, H3, or H4, or a tautomer thereof, or a pharmaceutically acceptable salt, ester, or prodrug of said compound or tautomer, wherein R^{9q} and R^{9r} are each independently selected from – C_1 – C_6 alkyl and hydrogen;
- R^6 and R^8 are each independently selected from hydrogen, F, Cl, Br, I, – C_1 – C_6 alkyl, – CH_2F , – CHF_2 , and – CF_3 ;
- R^7 is selected from hydrogen, F, Cl, Br, I, – C_1 – C_6 alkyl, – CH_2F , – CHF_2 , – CF_3 , – OC_1 – C_6 alkyl, – $S(O)_p$ – C_1 – C_6 alkyl, – OCH_2F , – $OCHF_2$, – OCF_3 , – $S(O)_p$ – CH_3 , – $S(O)_p$ – CH_2F , and – $S(O)_p$ – CF_3 ; and
- R^{3a} is selected from halogen and – C_1 – C_6 alkyl; and
- p is 0, 1, or 2.
- In some embodiments, the present invention relates to a compound of formulae H1, H2, H3, or H4, or a tautomer thereof, or a pharmaceutically acceptable salt, ester, or prodrug of said compound or tautomer, wherein R^{9q} and R^{9r} are each independently selected from – C_1 – C_6 alkyl and hydrogen;
- R^6 is selected from hydrogen, F, Cl, Br, I, – C_1 – C_6 alkyl, – CH_2F , – CHF_2 , and – CF_3 ;
- R^7 is selected from hydrogen, F, Cl, Br, I, – C_1 – C_6 alkyl, – CH_2F , – CHF_2 , – CF_3 , – OC_1 – C_6 alkyl, – $S(O)_p$ – C_1 – C_6 alkyl, – OCH_2F , – $OCHF_2$, – OCF_3 , – $S(O)_p$ – CH_3 , – $S(O)_p$ – CH_2F , and – $S(O)_p$ – CF_3 ;
- R^8 is hydrogen;
- R^{3a} is selected from halogen and – C_1 – C_6 alkyl; and
- p is 0, 1, or 2.

In some embodiments, the present invention relates to a compound of formulae H5, H6, H7, H8, H9, H10, H11, or H12, or a tautomer thereof, or a pharmaceutically acceptable salt, ester, or prodrug of said compound or tautomer, wherein R^{9r} is $-C_1-C_6$ alkyl;

R^6 is selected from hydrogen, F, Cl, Br, I, $-C_1-C_6$ alkyl, $-CH_2F$, $-CHF_2$, and $-CF_3$;

5 R^7 is selected from hydrogen, F, Cl, Br, I, $-C_1-C_6$ alkyl, $-CH_2F$, $-CHF_2$, $-CF_3$, $-OC_1-C_6$ alkyl, $-S(O)_p-C_1-C_6$ alkyl, $-OCH_2F$, $-OCHF_2$, $-OCF_3$, $-S(O)_p-CH_3$, $-S(O)_p-CH_2F$, and $-S(O)_p-CF_3$;

R^8 is hydrogen;

R^{3a} is selected from halogen and $-C_1-C_6$ alkyl; and

10 p is 0, 1, or 2.

In some embodiments, the present invention relates to a compound of formulae H5, H6, H7, H8, H9, H10, H11, or H12, or a tautomer thereof, or a pharmaceutically acceptable salt, ester, or prodrug of said compound or tautomer, wherein R^{9r} is $-CH_3$;

R^6 is selected from hydrogen, F, Cl, Br, I, $-C_1-C_6$ alkyl, $-CH_2F$, $-CHF_2$, and $-CF_3$;

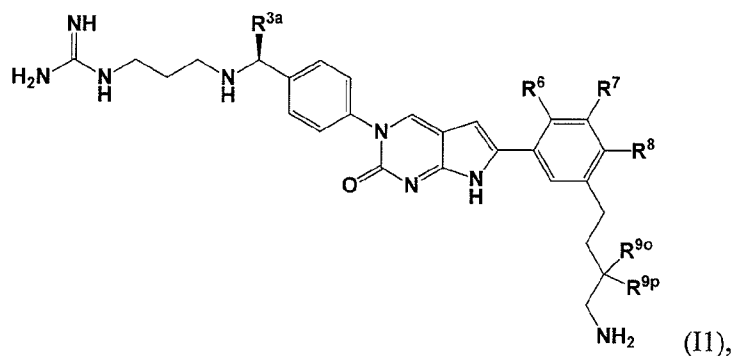
15 R^7 is selected from hydrogen, F, Cl, Br, I, $-C_1-C_6$ alkyl, $-CH_2F$, $-CHF_2$, $-CF_3$, $-OC_1-C_6$ alkyl, $-S(O)_p-C_1-C_6$ alkyl, $-OCH_2F$, $-OCHF_2$, $-OCF_3$, $-S(O)_p-CH_3$, $-S(O)_p-CH_2F$, and $-S(O)_p-CF_3$;

R^8 is hydrogen;

R^{3a} is $-CH_3$; and

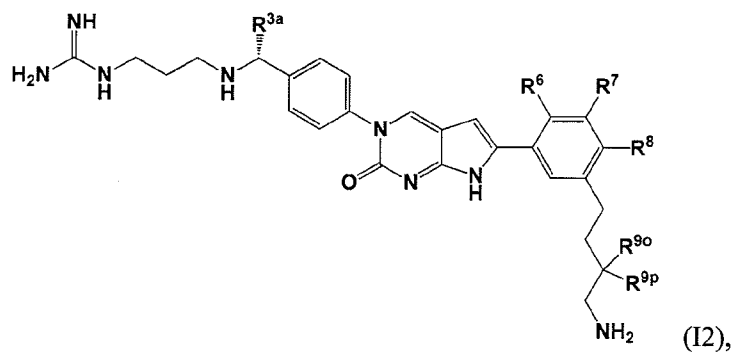
20 p is 0, 1, or 2.

In some embodiments, the present invention relates to a compound having the formula:



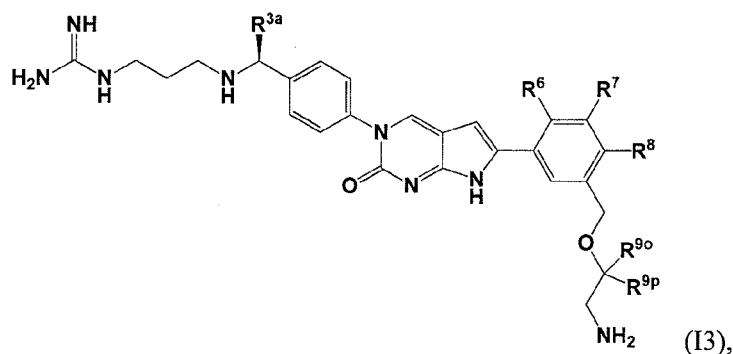
or a tautomer thereof, or a pharmaceutically acceptable salt, ester, or prodrug of said compound or tautomer, wherein R^{3a} , R^6 , R^7 , R^8 , R^{9o} , and R^{9p} are as defined herein.

In some embodiments, the present invention relates to a compound having the formula:



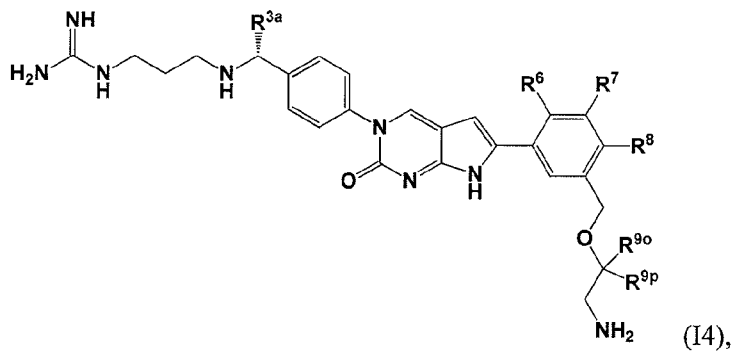
or a tautomer thereof, or a pharmaceutically acceptable salt, ester, or prodrug of said compound or tautomer, wherein R^{3a} , R^6 , R^7 , R^8 , R^{9o} , and R^{9p} are as defined herein.

In some embodiments, the present invention relates to a compound having the formula:



or a tautomer thereof, or a pharmaceutically acceptable salt, ester, or prodrug of said compound or tautomer, wherein R^{3a} , R^6 , R^7 , R^8 , R^{9o} , and R^{9p} are as defined herein.

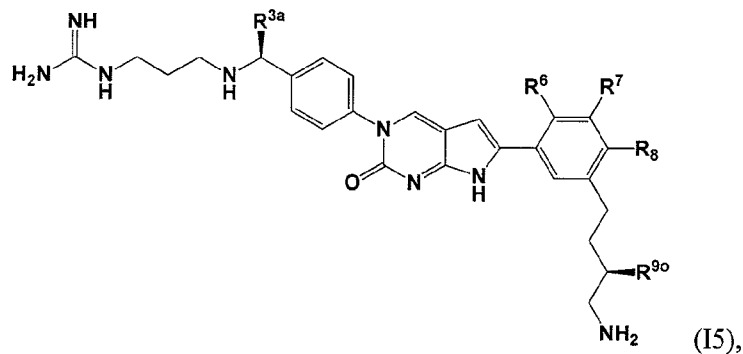
In some embodiments, the present invention relates to a compound having the formula:



or a tautomer thereof, or a pharmaceutically acceptable salt, ester, or prodrug of said compound or tautomer, wherein R^{3a} , R^6 , R^7 , R^8 , R^{9o} , and R^{9p} are as defined herein.

In some embodiments, the present invention relates to a compound having the formula:

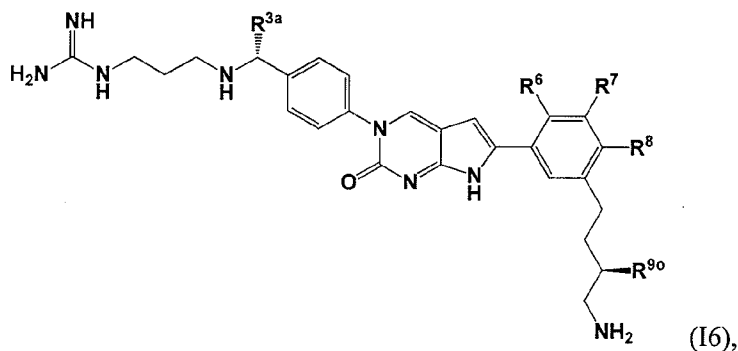
5



or a tautomer thereof, or a pharmaceutically acceptable salt, ester, or prodrug of said compound or tautomer, wherein R^{3a} , R^6 , R^7 , R^8 , and R^{9o} are as defined herein.

In some embodiments, the present invention relates to a compound having the formula:

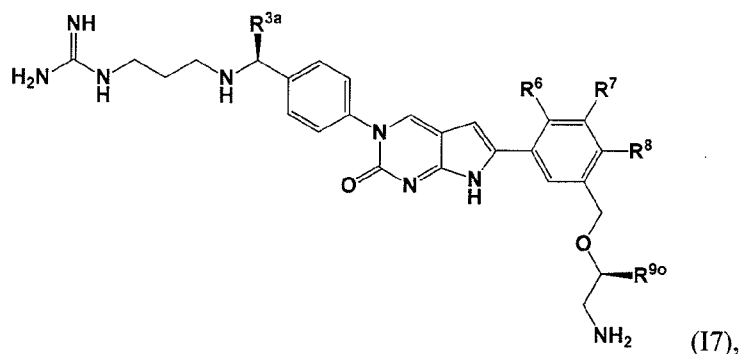
10



or a tautomer thereof, or a pharmaceutically acceptable salt, ester, or prodrug of said compound or tautomer, wherein R^{3a} , R^6 , R^7 , R^8 , and R^{9o} are as defined herein.

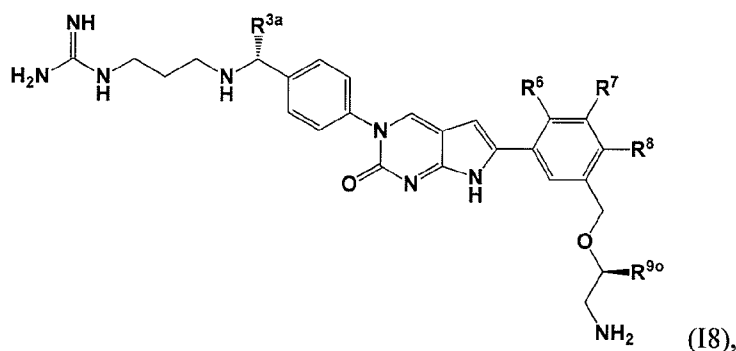
In some embodiments, the present invention relates to a compound having the formula:

15



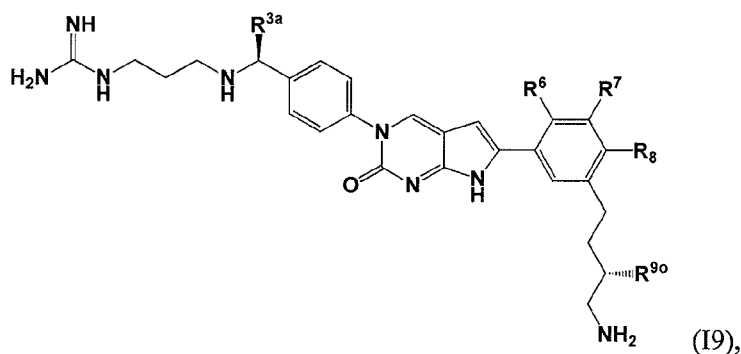
or a tautomer thereof, or a pharmaceutically acceptable salt, ester, or prodrug of said compound or tautomer, wherein R^{3a}, R⁶, R⁷, R⁸, and R^{9o} are as defined herein.

In some embodiments, the present invention relates to a compound having the
5 formula:



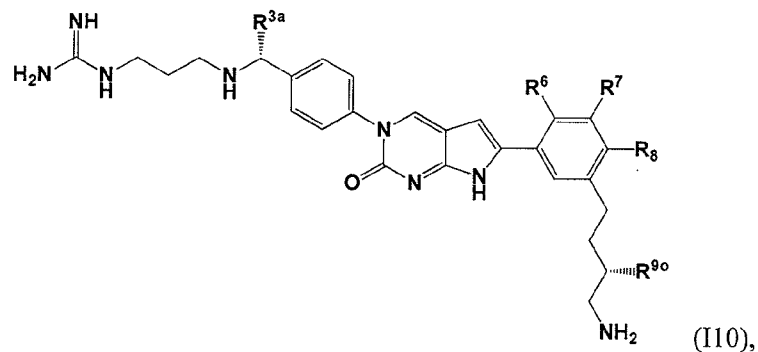
or a tautomer thereof, or a pharmaceutically acceptable salt, ester, or prodrug of said compound or tautomer, wherein R^{3a}, R⁶, R⁷, R⁸, and R^{9o} are as defined herein.

In some embodiments, the present invention relates to a compound having the
10 formula:



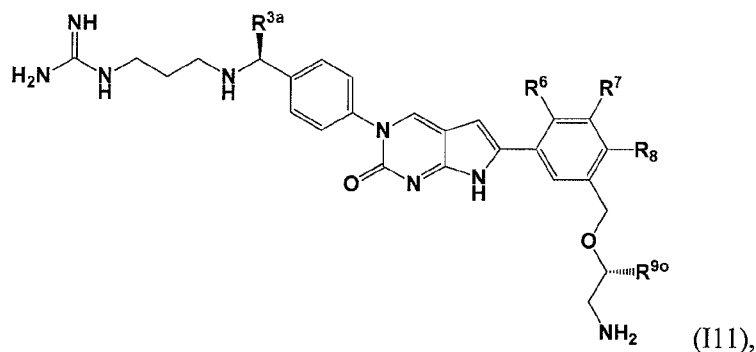
or a tautomer thereof, or a pharmaceutically acceptable salt, ester, or prodrug of said compound or tautomer, wherein R^{3a}, R⁶, R⁷, R⁸, and R^{9o} are as defined herein.

In some embodiments, the present invention relates to a compound having the formula:



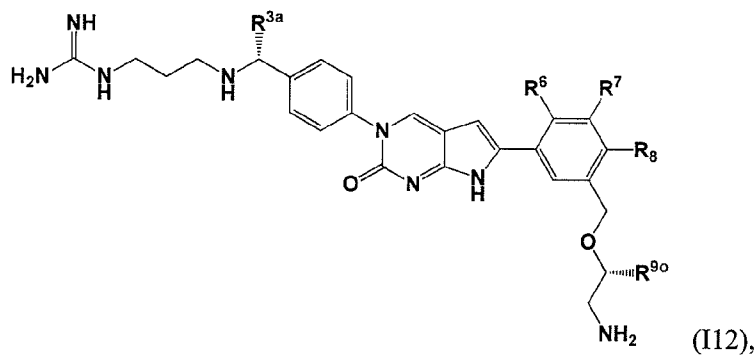
or a tautomer thereof, or a pharmaceutically acceptable salt, ester, or prodrug of said compound or tautomer, wherein R^{3a} , R^6 , R^7 , R^8 , and R^{90} are as defined herein.

In some embodiments, the present invention relates to a compound having the formula:



or a tautomer thereof, or a pharmaceutically acceptable salt, ester, or prodrug of said compound or tautomer, wherein R^{3a} , R^6 , R^7 , R^8 , and R^{90} are as defined herein.

In some embodiments, the present invention relates to a compound having the formula:



or a tautomer thereof, or a pharmaceutically acceptable salt, ester, or prodrug of said compound or tautomer, wherein R^{3a} , R^6 , R^7 , R^8 , and R^{90} are as defined herein.

In some embodiments, the present invention relates to a compound of formulae I1, I2, I3, or I4, or a tautomer thereof, or a pharmaceutically acceptable salt, ester, or prodrug of said compound or tautomer, wherein R^{90} and R^{9p} are each independently selected from $-C_1-C_6$ alkyl and hydrogen;
 R^6 and R^8 are each independently selected from hydrogen, F, Cl, Br, I, $-C_1-C_6$ alkyl, $-CH_2F$, $-CHF_2$, and $-CF_3$;
 R^7 is selected from hydrogen, F, Cl, Br, I, $-C_1-C_6$ alkyl, $-CH_2F$, $-CHF_2$, $-CF_3$, $-OC_1-C_6$ alkyl, $-S(O)_p-C_1-C_6$ alkyl, $-OCH_2F$, $OCHF_2$, $-OCF_3$, $S(O)_p-CH_3$, $-S(O)_p-CH_2F$, and $-S(O)_p-CF_3$; and
 R^{3a} is selected from halogen and $-C_1-C_6$ alkyl; and
 p is 0, 1, or 2.

In some embodiments, the present invention relates to a compound of formulae I1, I2, I3, or I4, or a tautomer thereof, or a pharmaceutically acceptable salt, ester, or prodrug of said compound or tautomer, wherein R^{90} and R^{9p} are each independently selected from $-C_1-C_6$ alkyl and hydrogen;
 R^6 is selected from hydrogen, F, Cl, Br, I, C_1-C_6 alkyl, $-CH_2F$, $-CHF_2$, and $-CF_3$;
 R^7 is selected from hydrogen, F, Cl, Br, I, $-C_1-C_6$ alkyl, $-CH_2F$, $-CHF_2$, $-CF_3$, $-OC_1-C_6$ alkyl, $-S(O)_p-C_1-C_6$ alkyl, $-OCH_2F$, $-OCHF_2$, $-OCF_3$, $-S(O)_p-CH_3$, $-S(O)_p-CH_2F$, and $-S(O)_p-CF_3$;
 R^8 is hydrogen;
 R^{3a} is selected from halogen and $-C_1-C_6$ alkyl; and
 p is 0, 1, or 2.

In some embodiments, the present invention relates to a compound of formulae I5, I6, I7, I8, I9, I10, I11, or I12, or a tautomer thereof, or a pharmaceutically acceptable salt, ester, or prodrug of said compound or tautomer, wherein R^{90} is $-C_1-C_6$ alkyl;
 R^6 is selected from hydrogen, F, Cl, Br, I, $-C_1-C_6$ alkyl, $-CH_2F$, $-CHF_2$, and $-CF_3$;
 R^7 is selected from hydrogen, F, Cl, Br, I, $-C_1-C_6$ alkyl, $-CH_2F$, $-CHF_2$, $-CF_3$, $-OC_1-C_6$ alkyl, $-S(O)_p-C_1-C_6$ alkyl, $-OCH_2F$, $-OCHF_2$, $-OCF_3$, $-S(O)_p-CH_3$, $-S(O)_p-CH_2F$, and $-S(O)_p-CF_3$;
 R^8 is hydrogen;

R^{3a} is selected from halogen and $-C_1-C_6$ alkyl; and

p is 0, 1, or 2.

In some embodiments, the present invention relates to a compound of formulae I5, I6, I7, I8, I9, I10, I11, or I12, or a tautomer thereof, or a pharmaceutically acceptable salt, ester,

5 or prodrug of said compound or tautomer, wherein R^{90} is $-CH_3$;

R^6 is selected from hydrogen, F, Cl, Br, I, $-C_1-C_6$ alkyl, $-CH_2F$, $-CHF_2$, and $-CF_3$;

R^7 is selected from hydrogen, F, Cl, Br, I, $-C_1-C_6$ alkyl, $-CH_2F$, $-CHF_2$, $-CF_3$, $-OC_1-C_6$ alkyl, $-S(O)_p-C_1-C_6$ alkyl, $-OCH_2F$, $-OCHF_2$, $-OCF_3$, $-S(O)_p-CH_3$, $-S(O)_p-CH_2F$, and $-S(O)_p-CF_3$;

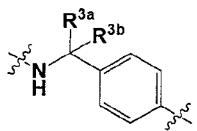
10 R^8 is hydrogen;

R^{3a} is $-CH_3$; and

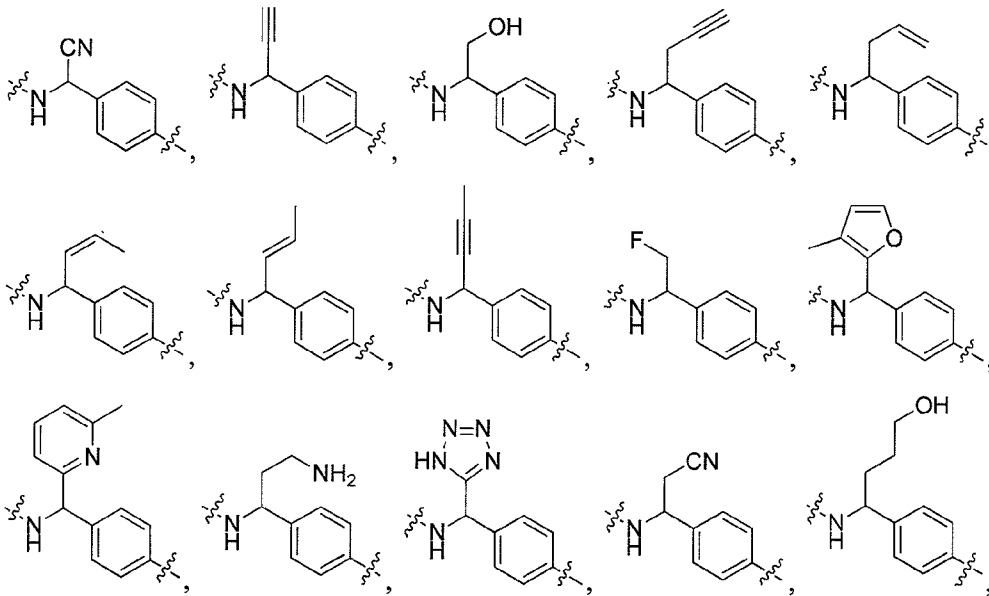
p is 0, 1, or 2.

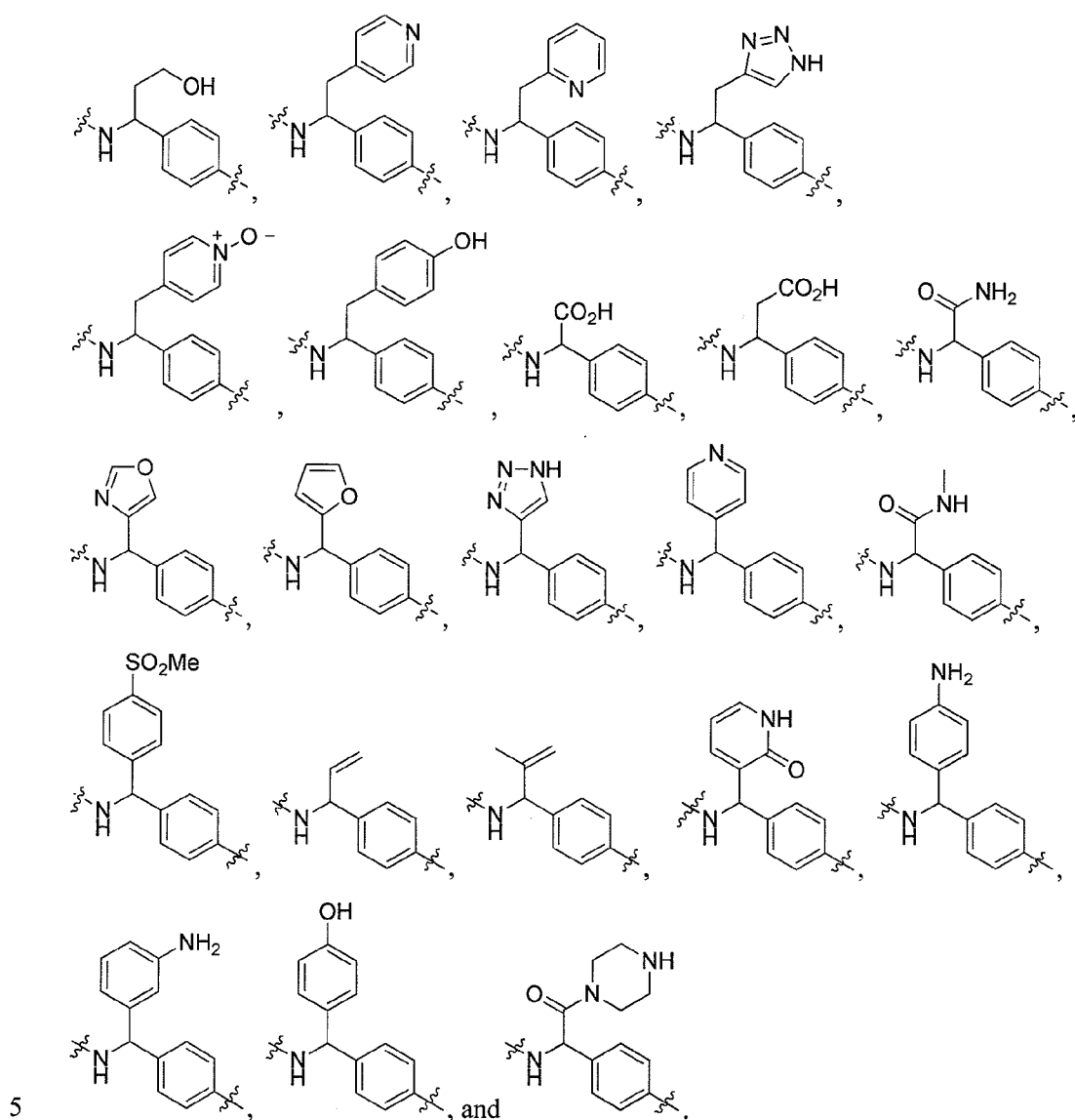
In some embodiments, the present invention relates to a compound of formulae IV, V, VI, VII, VIII, IX, X, XI, XXa, XXa1, Va, VIa, VIIa, VIIIa, IXa, Xa, XIa, XII, XIII, XIV,

15 XV, XVI, XVII, XVIII, XXb, XXb1, XIIa, XIIIa, XIVa, XVa, XVIa, XVIIa, XVIIIa, F1, or F2, or a tautomer thereof, or a pharmaceutically acceptable salt, ester, or prodrug of said compound or tautomer, wherein the moiety

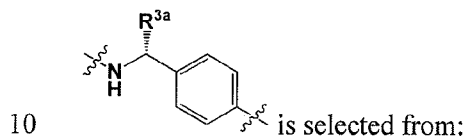


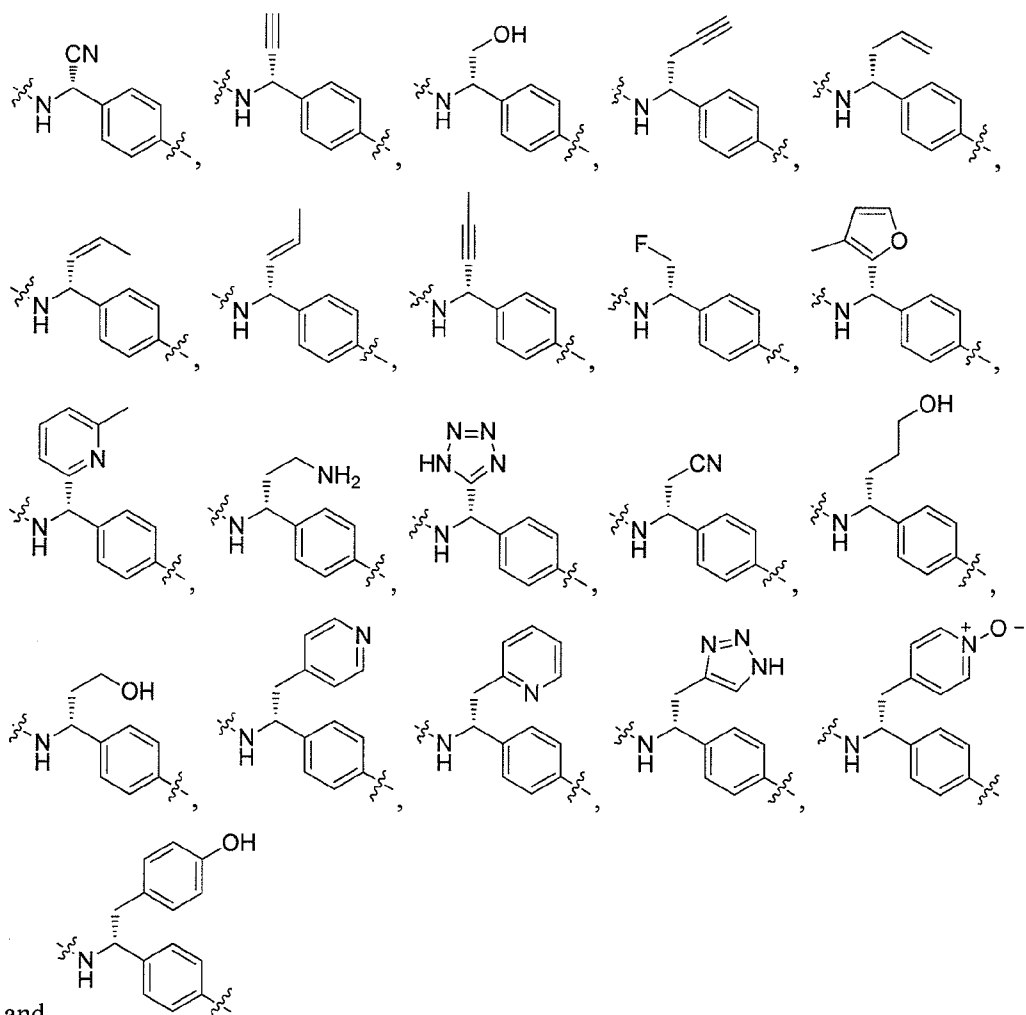
and R^{3b} is H, is selected from:



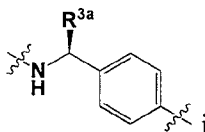


In some embodiments, the present invention relates to a compound of formulae F1 (R^{3b} is H), F2 (R^{3b} is H), G2, G4, H2, H4, H6, H8, H10, H12, I2, I4, I6, I8, I10, or I12, or a tautomer thereof, or a pharmaceutically acceptable salt, ester, or prodrug of said compound or tautomer, wherein the moiety

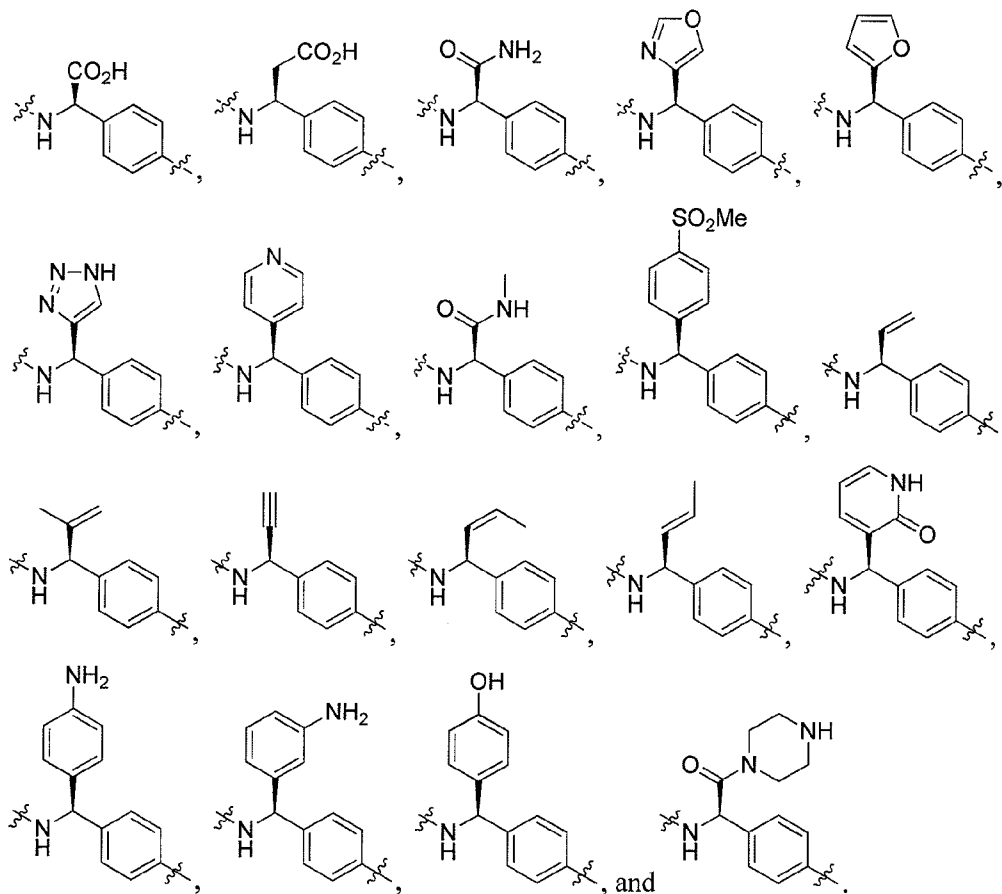




In some embodiments, the present invention relates to a compound of formulae F1 (R^{3b} is H), F2 (R^{3b} is H), G1, G3, H1, H3, H5, H7, H9, H11, I1, I3, I5, I7, I9, or I11, or a tautomer thereof, or a pharmaceutically acceptable salt, ester, or prodrug of said compound or tautomer, wherein the moiety



10 is selected from:



5

In some embodiments, the present invention relates to a compound or a tautomer thereof, or a pharmaceutically acceptable salt, ester, or prodrug of said compound or tautomer, according to any one the compounds in Table 1, Table 2, Table 2a, and Table 2aa.

10 In some embodiments, the present invention relates to a compound or a tautomer thereof, or a pharmaceutically acceptable salt, ester, or prodrug of said compound or tautomer that binds the ribosome. In some embodiments, the ribosome is a bacterial ribosome.

In some embodiments, the present invention relates to a pharmaceutical composition comprising a compound of the invention, or a tautomer thereof, or a pharmaceutically acceptable salt, ester, or prodrug of said compound or tautomer, and a pharmaceutically acceptable carrier. In some embodiments, the present invention relates to a compound or a tautomer thereof, or a pharmaceutically acceptable salt, ester, or prodrug of said compound or tautomer of the invention and a means for delivery.

In some embodiments, the present invention relates to a method of treating, preventing, or reducing the risk of a disease state in a human or animal comprising administering to the human or animal in need thereof an effective amount of a compound of the invention, or a tautomer thereof, or a pharmaceutically acceptable salt, ester, or prodrug of said compound or tautomer.

In some embodiments, the present invention relates to a method of treating, preventing, or reducing a microbial infection in a human or animal comprising administering to the human or animal an effective amount of a compound of the invention, or a tautomer thereof, or a pharmaceutically acceptable salt, ester, or prodrug of said compound or tautomer.

In some embodiments, the present invention relates to use of a compound of the invention, or a tautomer thereof, or a pharmaceutically acceptable salt, ester, or prodrug of said compound or tautomer, in the manufacture of a medicament for treating, preventing, or reducing a microbial infection in a human or animal.

In some embodiments, the present invention relates to a compound of the invention, or a tautomer thereof, or a pharmaceutically acceptable salt, ester, or prodrug of said compound or tautomer, for use in treating, preventing, or reducing a microbial infection in a human or animal.

In some embodiments, the present invention relates to a method of treating, preventing, or reducing the risk of a microbial infection in a human or animal comprising administering to the human or animal an effective amount of a compound or a tautomer thereof, or a pharmaceutically acceptable salt, ester, or prodrug of said compound or tautomer, wherein said microbial infection is caused by one or more of the following microorganisms: *Acinetobacter spp.* (*Acinetobacter baumannii*), *Bacteroides distasonis*, *Bacteroides fragilis*, *Bacteroides ovatus*, *Bacteroides thetaiotaomicron*, *Bacteroides uniformis*, *Bacteroides vulgatus*, *Citrobacter freundii*, *Citrobacter koser*, *Clostridium clostridioforme*, *Clostridium perfringens*, *Enterobacter aerogenes*, *Enterobacter cloacae*, *Enterococcus faecalis*, *Enterococcus spp.* (vancomycin susceptible and resistant isolates), *Escherichia coli* (including ESBL and KPC producing isolates), *Eubacterium lentum*, *Fusobacterium spp.*, *Haemophilus influenzae* (including beta-lactamase positive isolates), *Haemophilus parainfluenzae*, *Klebsiella pneumoniae* (including ESBL and KPC producing isolates), *Klebsiella oxytoca* (including ESBL and KPC producing isolates), *Legionella*

pneumophila Moraxella catarrhalis, Morganella morganii, Mycoplasma spp.,
Peptostreptococcus spp., Porphyromonas asaccharolytica, Prevotella bivia, Proteus
mirabilis, Proteus vulgaris, Providencia rettgeri, Providencia stuartii, Pseudomonas
aeruginosa, Serratia marcescens, Streptococcus anginosus, Staphylococcus aureus
 5 (methicillin susceptible and resistant isolates), *Staphylococcus epidermidis* (methicillin
 susceptible and resistant isolates), *Stenotrophomonas maltophilia, Streptococcus agalactiae,*
Streptococcus constellatus, Streptococcus pneumoniae (penicillin susceptible and resistant
 isolates), *Streptococcus pyogenes, or Streptococcus pyogenes.*

In some embodiments, the present invention relates to a method of treating,
 10 preventing, or reducing the risk of a microbial infection in a human or animal comprising
 administering to the human or animal an effective amount of a compound or a tautomer
 thereof, or a pharmaceutically acceptable salt, ester, or prodrug of said compound or
 tautomer, wherein said infection is caused by or involves one or more microorganisms
 selected from: *Acinetobacter spp. (Acinetobacter baumannii), Bacteroides distasonis,*
 15 *Bacteroides fragilis, Bacteroides ovatus, Bacteroides thetaiotaomicron, Bacteroides*
uniformis, Bacteroides vulgatus, Citrobacter freundii, Citrobacter koser, Clostridium
clostridioforme, Clostridium perfringens, Enterobacter aerogenes, Enterobacter cloacae,
Enterococcus faecalis, Enterococcus spp., Escherichia coli, Eubacterium lentum,
Fusobacterium spp., Haemophilus influenzae, Haemophilus parainfluenzae, Klebsiella
 20 *pneumoniae, Klebsiella oxytoca, Legionella pneumophila, Moraxella catarrhalis,*
Morganella morganii, Mycoplasma spp., Peptostreptococcus spp., Porphyromonas
asaccharolytica, Prevotella bivia, Proteus mirabilis, Proteus vulgaris, Providencia rettgeri,
Providencia stuartii, Pseudomonas aeruginosa, Serratia marcescens, Streptococcus
anginosus, Staphylococcus aureus, Staphylococcus epidermidis, Stenotrophomonas
 25 *maltophilia, Streptococcus agalactiae, Streptococcus constellatus, Streptococcus*
pneumoniae, Streptococcus pyogenes, and Streptococcus pyogenes.

In some embodiments, the present invention relates to a method wherein said
 infection is caused by or involves one or more of aerobic and facultative gram-positive
 microorganism selected from: *Staphylococcus aureus, Streptococcus pneumoniae,*
 30 *Enterococcus spp., Streptococcus agalactiae, Streptococcus pyogenes, and Staphylococcus*
epidermidis.

In some embodiments, the present invention relates to a method wherein said infection is caused by or involves one or more of aerobic and facultative gram-negative microorganism selected from: *Escherichia coli*, *Haemophilus influenzae*, *Klebsiella pneumoniae*, *Citrobacter freundii*, *Enterobacter aerogenes*, *Enterobacter cloacae*,
 5 *Morganella morganii*, *Serratia marcescens*, *Pseudomonas aeruginosa*, *Acinetobacter baumannii*, *Moraxella catarrhalis*, *Proteus mirabilis*, *Citrobacter koseri*, *Haemophilus parainfluenzae*, *Klebsiella oxytoca*, *Proteus vulgaris*, *Providencia rettgeri*, and *Providencia stuartii*.

In some embodiments, the present invention relates to a method wherein, said
 10 infection is caused by or involves one or more of anaerobic microorganism: *Bacteroides fragilis*, *Bacteroides distasonis*, *Bacteroides ovatus*, *Bacteroides thetaiotaomicron*, *Bacteroides uniformis*, *Clostridium clostridioforme*, *Eubacterium lentum*, *Peptostreptococcus spp.*, *Porphyromonas asaccharolytica*, *Prevotella bivia*, *Bacteroides vulgatus*, *Clostridium perfringens*, and *Fusobacterium spp.*

15 In some embodiments, the present invention relates to a method, wherein the microorganism *Enterococcus spp.* is selected from vancomycin susceptible isolate and vancomycin resistant isolate.

In some embodiments, the present invention relates to a method wherein, the microorganism *Escherichia coli* is selected from extended spectrum beta-lactamase (ESBL)
 20 producing isolate and *Klebsiella pneumoniae* carbapenemase (KPC) producing isolate.

In some embodiments, the present invention relates to a method wherein, the microorganism *Haemophilus influenzae* is a beta-lactamase positive isolate.

In some embodiments, the present invention relates to a method wherein, the microorganism *Klebsiella pneumoniae* is selected from extended spectrum beta-lactamase
 25 (ESBL) producing isolate and *Klebsiella pneumoniae* carbapenemase (KPC) producing isolate.

In some embodiments, the present invention relates to a method wherein, the microorganism *Klebsiella oxytoca* selected from extended spectrum beta-lactamase (ESBL)
 producing isolate and *Klebsiella pneumoniae* carbapenemase (KPC) producing isolate.

30 In some embodiments, the present invention relates to a method wherein, the microorganism *Staphylococcus aureus* is selected from methicillin susceptible isolate and methicillin resistant isolate.

In some embodiments, the present invention relates to a method wherein, the microorganism *Staphylococcus epidermidis* is selected from methicillin susceptible isolate and methicillin resistant isolate.

In some embodiments, the present invention relates to a method wherein, the
5 microorganism *Streptococcus pneumoniae* is selected from penicillin susceptible isolate and penicillin resistant isolate.

In some embodiments, the present invention relates to a method of treating,
preventing or reducing the risk of a microbial infection in a human or animal comprising
10 administering to the human or animal an effective amount of a compound of the invention, or a tautomer thereof, or a pharmaceutically acceptable salt, ester, or prodrug of said compound or tautomer, or use of a compound of the invention, or a tautomer thereof, or a
pharmaceutically acceptable salt, ester, or prodrug of said compound or tautomer, in the
manufacture of a medicament for treating, preventing, or reducing the risk of a microbial
15 infection in a human or animal,

wherein the microbial infection is selected from the group consisting of:
a skin infection, a Gram positive infection, a Gram negative infection, nosocomial
pneumonia, community acquired pneumonia, post-viral pneumonia, hospital acquired
pneumonia/ventilator associated pneumonia, a respiratory tract infection such as chronic
20 respiratory tract infection (CRTI), acute pelvic infection, a complicated skin and skin
structure infection, a skin and soft tissue infection (SSTI) including uncomplicated
skin and soft tissue infections (uSSTI)s and complicated skin and soft tissue infections,
an abdominal infection, a complicated intra-abdominal infection, a urinary tract
infection, bacteremia, septicemia, endocarditis, an atrio-ventricular shunt infection, a
25 vascular access infection, meningitis, surgical prophylaxis, a peritoneal infection, a
bone infection, a joint infection, a methicillin-resistant *Staphylococcus aureus*
infection, a vancomycin-resistant *Enterococci* infection, a linezolid-resistant
organism infection, a *Bacillus anthracis* infection, a *Francisella tularensis* infection, a
Yersinia pestis infection, and tuberculosis.

30 The compounds of the present invention can be used, for example for the treatment of
patients with moderate to severe infections, which may be caused by susceptible isolates of
the indicated microorganisms:

In some embodiments, the present invention relates to a method of treating, preventing or reducing the risk of a complicated intra-abdominal infection in a human or animal comprising administering to the human or animal an effective amount of a compound of the invention, or a tautomer thereof, or a pharmaceutically acceptable salt, ester, or prodrug of said compound or tautomer, or to the use of a compound of the invention, or a tautomer thereof, or a pharmaceutically acceptable salt, ester, or prodrug of said compound or tautomer, in the manufacture of a medicament for treating, preventing or reducing the risk of a complicated intra-abdominal infection in a human or animal,

In some embodiments, the complicated intra-abdominal infection is selected from polymicrobial infections such as abscess due to *Escherichia coli*, *Clostridium clostridioforme*, *Eubacterium lentum*, *Peptostreptococcus spp.*, *Bacteroides fragilis*, *Bacteroides distasonis*, *Bacteroides ovatus*, *Bacteroides thetaiotaomicron*, *Bacteroides uniformis*, *Streptococcus anginosus*, *Streptococcus constellatus*, *Enterococcus faecalis*, *Proteus mirabilis*, or *Clostridium perfringens*.

In some embodiments, the present invention relates to a method of treating, preventing or reducing the risk of a complicated skin and skin structure infection (cSSSI, also known as acute bacterial skin and skin structure infections or ABSSSI) in a human or animal comprising administering to the human or animal an effective amount of a compound of the invention, or a tautomer thereof, or a pharmaceutically acceptable salt, ester, or prodrug of said compound or tautomer, or to the use of a compound of the invention, or a tautomer thereof, or a pharmaceutically acceptable salt, ester, or prodrug of said compound or tautomer, in the manufacture of a medicament for treating, preventing or reducing the risk of a complicated skin and skin structure infection,

In some embodiments, the complicated skin and skin structure infection is selected from diabetic foot infections without osteomyelitis due to *Staphylococcus aureus* (methicillin susceptible and resistant isolates), *Streptococcus agalactiae*, *Streptococcus pyogenes*, *Escherichia coli*, *Klebsiella pneumoniae*, *Proteus mirabilis*, *Bacteroides fragilis*, *Peptostreptococcus species*, *Porphyromonas asaccharolytica*, or *Prevotella bivia*.

In some embodiments, the present invention relates to a method of treating, preventing, or reducing the risk of a community acquired pneumonia (CAP) in a human or animal comprising administering to the human or animal an effective amount of a compound of the invention, or a tautomer thereof, or a pharmaceutically acceptable salt, ester, or

prodrug of said compound or tautomer, or to the use of a compound of the invention, or a tautomer thereof, or a pharmaceutically acceptable salt, ester, or prodrug of said compound or tautomer, in the manufacture of a medicament for treating, preventing or reducing the risk of community acquired pneumonia,

5 In some embodiment, the community acquired pneumonia is due to *Streptococcus pneumoniae* (penicillin susceptible and resistant isolates) including cases with concurrent bacteremia, *Haemophilus influenzae* (including beta-lactamase positive isolates), *Moraxella catarrhalis*, or atypical bacteria like *Mycoplasma spp.*

 In some embodiments, the present invention relates to a method of treating,
10 preventing, or reducing the risk of a complicated urinary tract infection (cUTI) in a human or animal comprising administering to the human or animal an effective amount of a compound of the invention, or a tautomer thereof, or a pharmaceutically acceptable salt, ester, or prodrug of said compound or tautomer, or to the use of a compound of the invention, or a tautomer thereof, or a pharmaceutically acceptable salt, ester, or prodrug of said compound or
15 tautomer, in the manufacture of a medicament for treating, preventing or reducing the risk of a complicated urinary tract infection,

 In some embodiment, the complicated urinary tract infection is selected from pyelonephritis due to *Escherichia coli*, concurrent bacteremia, or *Klebsiella pneumoniae*.

 In some embodiments, the present invention relates to a method of treating,
20 preventing, or reducing the risk of an acute pelvic infection in a human or animal comprising administering to the human or animal an effective amount of a compound of the invention, or a tautomer thereof, or a pharmaceutically acceptable salt, ester, or prodrug of said compound or tautomer, or to the use of a compound of the invention, or a tautomer thereof, or a pharmaceutically acceptable salt, ester, or prodrug of said compound or tautomer, in the
25 manufacture of a medicament for treating, preventing or reducing the risk of an acute pelvic infection,

 In some embodiments, the acute pelvic infection is selected from postpartum endomyometritis, septic abortion and post surgical gynecologic infections and the infection is due to a microorganism selected from *Streptococcus agalactiae*, *Escherichia coli*,
30 *Bacteroides fragilis*, *Porphyromonas asaccharolytica*, *Peptostreptococcus spp.*, and *Prevotella bivia*.

In some embodiments, the present invention relates to a method of treating, preventing, or reducing the risk of a hospital acquired pneumonia (HAP) /ventilator associated pneumonia (VAP) in a human or animal comprising administering to the human or animal an effective amount of a compound of the invention, or a tautomer thereof, or a pharmaceutically acceptable salt, ester, or prodrug of said compound or tautomer, or to the use of a compound of the invention, or a tautomer thereof, or a pharmaceutically acceptable salt, ester, or prodrug of said compound or tautomer, in the manufacture of a medicament for treating, preventing or reducing the risk of hospital acquired pneumonia/ventilator associated pneumonia,

In some embodiments, the hospital acquired pneumonia/ventilator associated pneumonia is due to a microorganism selected from *Streptococcus pneumoniae* (penicillin susceptible and resistant isolates), *Staphylococcus aureus* (methicillin susceptible and resistant isolates), *Klebsiella pneumoniae*, *Pseudomonas aeruginosa*, *Acinetobacter spp.*, *Stenotrophomonas maltophilia*, *Haemophilus influenzae* (including beta-lactamase positive isolates), and *Legionella pneumophila*.

The compounds or tautomers or pharmaceutically acceptable salts, esters or prodrugs of said compounds or tautomers of the present invention may also be useful for the prevention, prophylaxis, or reduction of surgical site infections. In some embodiments, the compounds or tautomers or pharmaceutically acceptable salts, esters or prodrugs of said compounds or tautomers of the present invention are useful following elective colorectal surgery.

Appropriate specimens for bacteriological examination should be obtained in order to isolate and identify the causative organisms and to determine their susceptibility to the compounds of the present invention. Therapy with the compounds or tautomers or pharmaceutically acceptable salts, esters or prodrugs of said compounds or tautomers of the present invention may be initiated empirically before results of these tests are known; once results become available, antimicrobial therapy should be adjusted accordingly.

To reduce the development of drug-resistant bacteria and maintain the effectiveness of the compounds or tautomers or pharmaceutically acceptable salts, esters or prodrugs of said compounds or tautomers of the present invention and other antibacterial drugs, the compounds or tautomers or pharmaceutically acceptable salts, esters or prodrugs of said compounds or tautomers should be used only to treat or prevent infections that are proven or

strongly suspected to be caused by susceptible bacteria. When culture and susceptibility information are available, they should be considered in selecting or modifying antibacterial therapy. In the absence of such data, local epidemiology and susceptibility patterns may contribute to the empiric selection of therapy.

5 In some embodiments, the present invention relates to a method of treating, preventing, or reducing the risk of a microbial infection due to an aerobic or facultative gram-positive microorganism in a human or animal comprising administering to the human or animal an effective amount of a compound of the invention, or a tautomer thereof, or a pharmaceutically acceptable salt, ester, or prodrug of said compound or tautomer, or to the
10 use of a compound of the invention, or a tautomer thereof, or a pharmaceutically acceptable salt, ester, or prodrug of said compound or tautomer, in the manufacture of a medicament for treating, preventing or reducing the risk of a microbial infection due to an aerobic or facultative gram-positive microorganism.

 In some embodiments, the aerobic or facultative gram-positive microorganism is
15 selected from:

Staphylococcus aureus (methicillin susceptible and resistant isolates), *Streptococcus pneumoniae* (penicillin susceptible and resistant isolates), *Enterococcus spp.* (vancomycin susceptible and resistant isolates), *Streptococcus agalactiae*, *Streptococcus pyogenes*, and *Staphylococcus epidermidis* (methicillin susceptible and resistant isolates).

20 In some embodiments, the present invention relates to a method of treating, preventing, or reducing the risk of a microbial infection due to an aerobic and facultative gram-negative microorganism in a human or animal comprising administering to the human or animal an effective amount of a compound of the invention, or a tautomer thereof, or a pharmaceutically acceptable salt, ester, or prodrug of said compound or tautomer, or to the
25 use of a compound of the invention, or a tautomer thereof, or a pharmaceutically acceptable salt, ester, or prodrug of said compound or tautomer, in the manufacture of a medicament for treating, preventing or reducing the risk of a microbial infection due to an aerobic or facultative gram-positive microorganism.

 In some embodiments, the aerobic and facultative gram-negative microorganism is
30 selected from: *Escherichia coli* [including extended spectrum beta-lactamase (ESBL) and *Klebsiella pneumonia* (KPC) producing isolates), *Haemophilus influenzae* (including Beta-lactamase positive isolates), *Klebsiella pneumoniae* (including ESBL and KPC producing

isolates), *Citrobacter freundii*, *Enterobacter aerogenes*, *Enterobacter cloacae*, *Morganella morganii*, *Serratia marcescens*, *Pseudomonas aeruginosa*, *Acinetobacter baumannii*, *Moraxella catarrhalis*, *Proteus mirabilis*, *Citrobacter koseri*, *Haemophilus parainfluenzae*, *Klebsiella oxytoca* (including ESBL and KPC producing isolates), *Proteus vulgaris*,
5 *Providencia rettgeri*, and *Providencia stuartii*.

In some embodiments, the present invention relates to a method of treating, preventing, or reducing the risk of a microbial infection due to an anaerobic microorganism in a human or animal comprising administering to the human or animal an effective amount of a compound of the invention, or a tautomer thereof, or a pharmaceutically acceptable salt,
10 ester, or prodrug of said compound or tautomer, or to the use of a compound of the invention, or a tautomer thereof, or a pharmaceutically acceptable salt, ester, or prodrug of said compound or tautomer, in the manufacture of a medicament for treating, preventing or reducing the risk of a microbial infection due to an anaerobic microorganism.

In some embodiments, the anaerobic microorganism is selected from: *Bacteroides*
15 *fragilis*, *Bacteroides distasonis*, *Bacteroides ovatus*, *Bacteroides thetaiotaomicron*, *Bacteroides uniformis*, *Clostridium clostridioforme*, *Eubacterium lentum*, *Peptostreptococcus species*, *Porphyromonas asaccharolytica*, *Prevotella bivia*, *Bacteroides vulgates*, *Clostridium perfringens*, and *Fusobacterium spp.*

In some embodiments, the present invention relates to a method of treating or
20 reducing the risk of a microbial infection in a human or animal comprising administering to the human or animal an effective amount of a compound of the invention, or a tautomer thereof, or a pharmaceutically acceptable salt, ester, or prodrug of said compound or tautomer, or to the use of a compound of the invention, or a tautomer thereof, or a pharmaceutically acceptable salt, ester, or prodrug of said compound or tautomer, in the
25 manufacture of a medicament for treating, preventing or reducing the risk of a microbial infection.

In some embodiments, the microorganism is *Legionella pneumophila*.

In some embodiments, the microorganism *Enterococcus spp.* is selected from vancomycin susceptible isolate and vancomycin resistant isolate. In some embodiments, the
30 microorganism *Escherichia coli* is selected from extended spectrum beta-lactamase (ESBL) producing isolate and *Klebsiella pneumoniae* carbapenemase (KPC) producing isolate. In some embodiments, the microorganism *Haemophilus influenzae* is a beta-lactamase positive

isolate. In some embodiments, the microorganism *Klebsiella pneumoniae* is selected from extended spectrum beta-lactamase (ESBL) producing isolate and *Klebsiella pneumoniae* carbapenemase (KPC) producing isolate. In some embodiments, the microorganism *Klebsiella oxytoca* selected from extended spectrum beta-lactamase (ESBL) producing isolate
5 and *Klebsiella pneumoniae* carbapenemase (KPC) producing isolate. In some embodiments, the microorganism *Staphylococcus aureus* is selected from methicillin susceptible isolate and methicillin resistant isolate. In some embodiments, the microorganism *Staphylococcus epidermidis* is selected from methicillin susceptible isolate and methicillin resistant isolate. In some embodiments, the microorganism *Streptococcus pneumoniae* is selected from penicillin
10 susceptible isolate and penicillin resistant isolate.

In some embodiments, the present invention relates to a method, use, or compound of the invention, wherein the amount of compound or a tautomer thereof, or a pharmaceutically acceptable salt, ester, or prodrug of said compound or tautomer comprises from 0.1 mg to 1500 mg.

15 In some embodiments, the present invention relates to a method, use, or compound of the invention wherein the amount of compound or a tautomer thereof, or a pharmaceutically acceptable salt, ester, or prodrug of said compound or tautomer comprises about 25 mg, or about 50 mg, or about 75 mg, or about 100 mg, or about 125 mg, or about 150 mg, or about 175 mg, or about 200 mg, or about 225 mg, or about 250 mg, or about 275 mg, or about 300
20 mg, or about 325, or about 350 mg, or about 375 mg, or about 400 mg, or about 425 mg, or about 450 mg, or about 475 mg, or about 500 mg, or about 525 mg, or about 550 mg, or about 575 mg, or about 600 mg, or about 625 mg, or about 650 mg, or about 675 mg, or about 700 mg, or about 725 mg, or about 750 mg, or about 775 mg, or about 800 mg, or about 825 mg, or about 850 mg, or about 875 mg, or about 900 mg, or about 925 mg, or about 950 mg, or
25 about 975 mg, or about 1000 mg, or about 1025 mg, or about 1050, mg, or about 1075 mg, or about 1100 mg, or about 1125 mg, or about 1150 mg, or about 1175 mg, or about 1200 mg, or about 1225 mg, or about 1250 mg, or about 1275 mg, or about 1300 mg, or about 1325 mg, or about 1350 mg, or about 1375 mg, or about 1400 mg, or about 1425 mg, or about 1450 mg, or about 1475 mg, or about 1500 mg.

30 In some embodiments, the present invention relates to a method, use, or compound of the invention wherein the compound, or a tautomer thereof, or a pharmaceutically acceptable

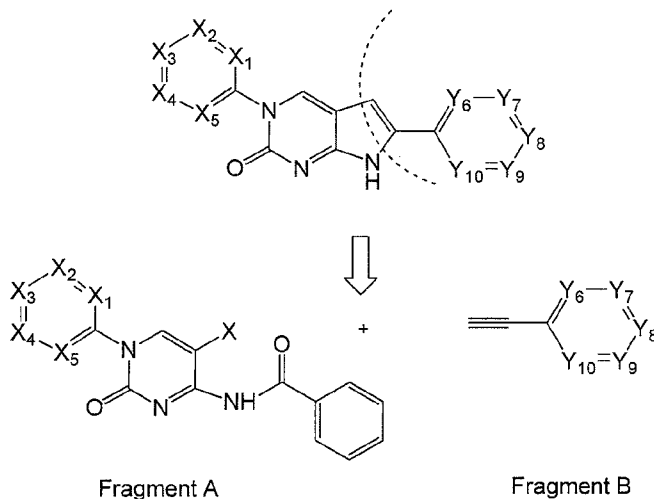
salt, ester, or prodrug of said compound or tautomer, is administered otically, ophthalmically, nasally, orally, parenterally, topically, or intravenously.

In some embodiments, the present invention relates to a method of synthesizing a compound of the invention, or a tautomer thereof, or a pharmaceutically acceptable salt, ester, or prodrug of said compound or tautomer.

In some embodiments, the present invention relates to a medical device containing a compound of the invention or a tautomer thereof, or a pharmaceutically acceptable salt, ester, or prodrug of said compound or tautomer. In some embodiments, the device is a stent.

3. Synthesis of the Compounds of the Invention

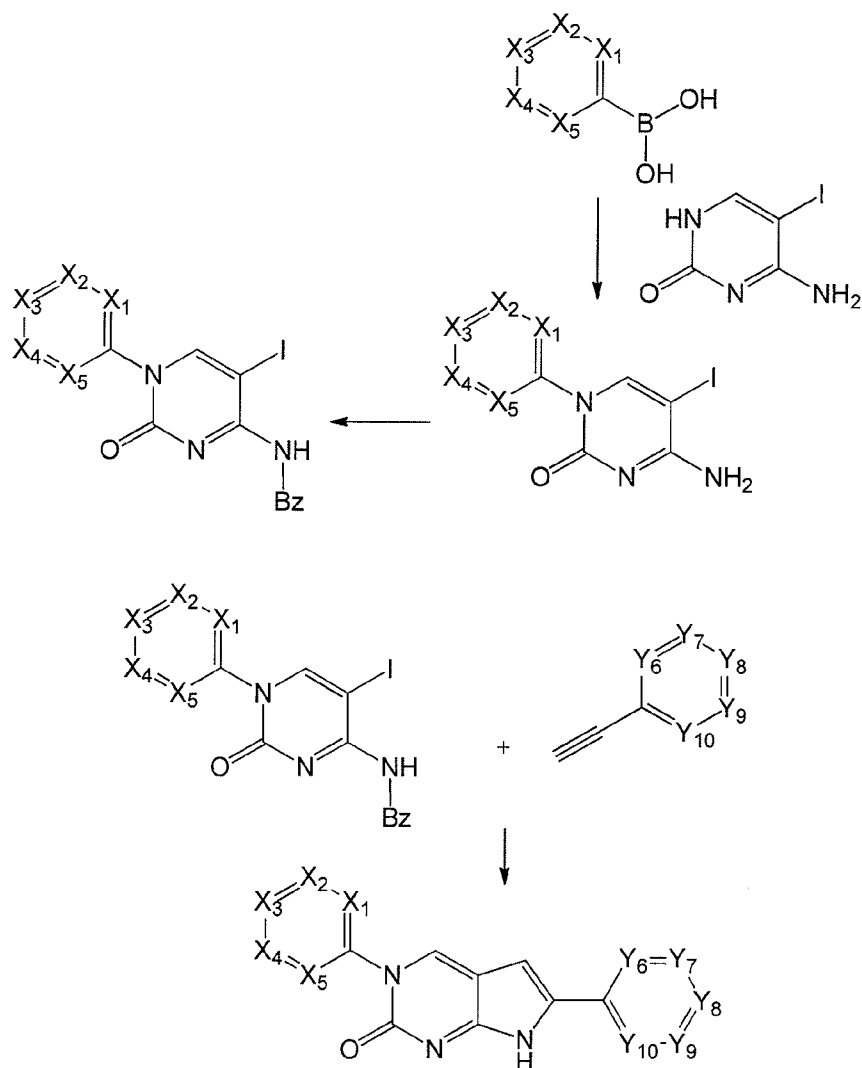
Compounds of the invention can be prepared according to methods known in the art. More specifically, compounds of the invention can be prepared according to the procedures and examples described herein. In one aspect, a compound of the invention can be synthesized by coupling two fragments A and B:



15

In one aspect, a compound of the invention can be synthesized as outlined Scheme 1.

Scheme 1

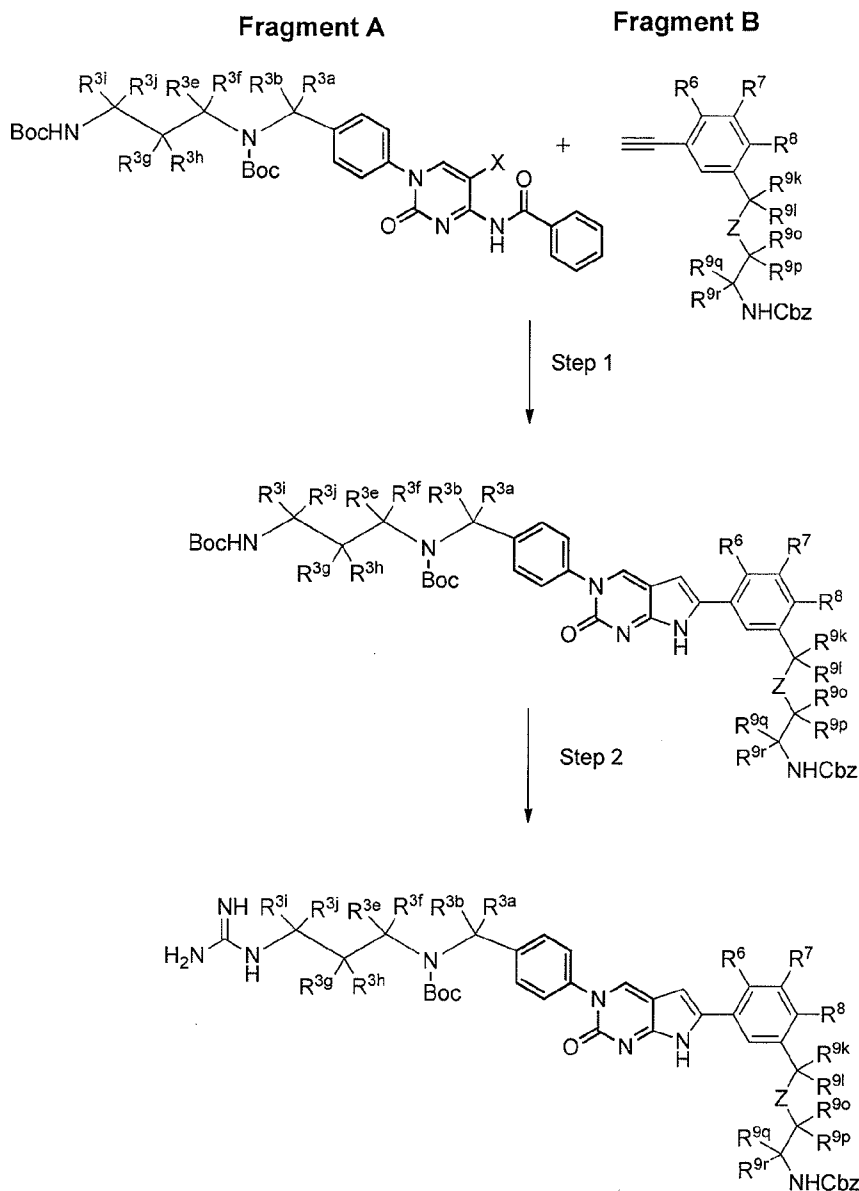


5

In one aspect, a compound of the invention can be synthesized as outlined in Scheme 2. The scheme depicts the preparation of a compound of formula I having certain values where X₃ is CR³ and Y⁹ is CR⁹. It is understood that one skilled in the art would be able to readily apply this scheme for the synthesis of compounds having other R³ and R⁹ groups as described herein.

10

Scheme 2



In one aspect, the transformation of step 1 of the synthesis described above is based on a coupling reaction of Fragments A and B to form the core pyrrolocytosine ring. See e.g., Wojciechowski, F., Hudson, R. H. E. "Peptide Nucleic Acid Containing a Meta-Substituted Phenylpyrrolocytosine Exhibits a Fluorescence Response and Increased Binding Affinity toward RNA." *Org. Lett.* 2009, 11(21), 4878–4881 and Wojciechowski, F., Hudson, R. H. E. "Fluorescence and Hybridization Properties of Peptide Nucleic Acid Containing a Substituted Phenylpyrrolocytosine Designed to Engage Guanine with an Additional H-Bond"

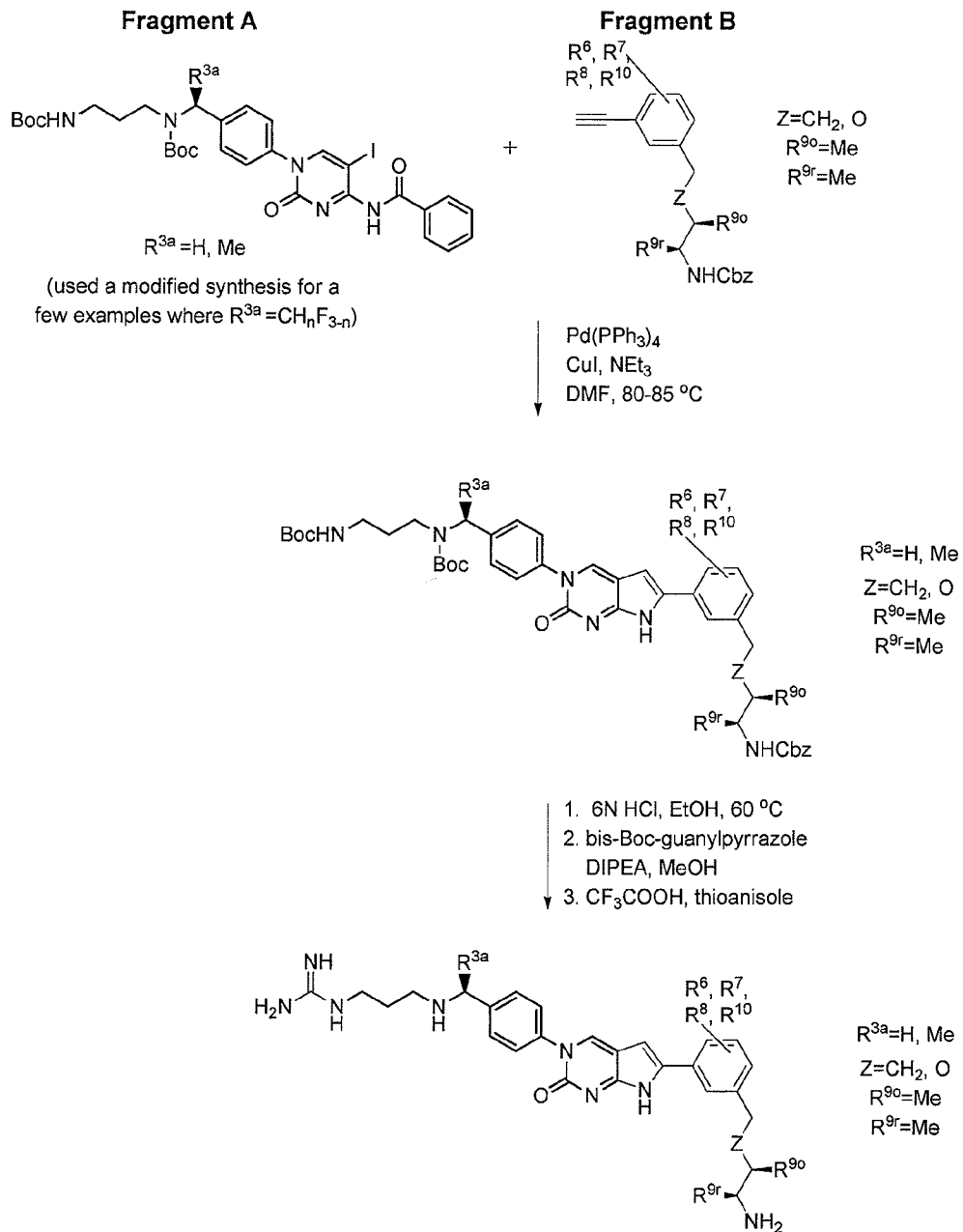
J. Am. Chem. Soc., 2008, 130(38), 12574-12575. In one aspect, X in Fragment A is I or Br and R^{3a}, R^{3b}, R^{3c}, R^{3d}, R^{3e}, R^{3f}, R^{3g}, R^{3h}, R³ⁱ, R^{3j}, R⁶, R⁷, R⁸, R^{9k}, R^{9l}, R^{9o}, R^{9p}, R^{9q}, R^{9r}, and Z are as described herein.

5 Fragments A and B can be coupled using a variety of methods known in the art. Step 2 of the synthesis involves the installation of a guanidine functional group using methods known in the art. In one aspect, the protected terminal amine on the left-hand side of the molecule can be deprotected to afford the primary amine. Guanidine can then be installed by selective addition to the primary amine on the basis of steric factors and the diminished reactivity of the benzylic nitrogen. Global deprotection then produces the final compound in
10 the form of a polyamine salt.

 In one aspect, a compound of the invention can be synthesized as shown in the Scheme 3. The scheme depicts the preparation of a compound having certain values defined, however one skilled in the art would understand that the methodology outlined below could be readily applied for the preparation of other compounds of the invention described herein.

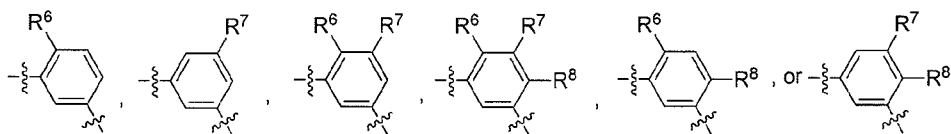
15

Scheme 3



Although Scheme 3 shown above is depicted with certain values for R^{3a} , R^{9o} , R^{9r} , and Z , it is understood that one skilled in the art would be able to readily apply this scheme for the synthesis of compounds having other R^{3a} , R^{9o} , R^{9r} , and Z groups. Furthermore, it is

5 understood that Scheme 3 above is applicable for the variety of aryl groups described herein e.g.,



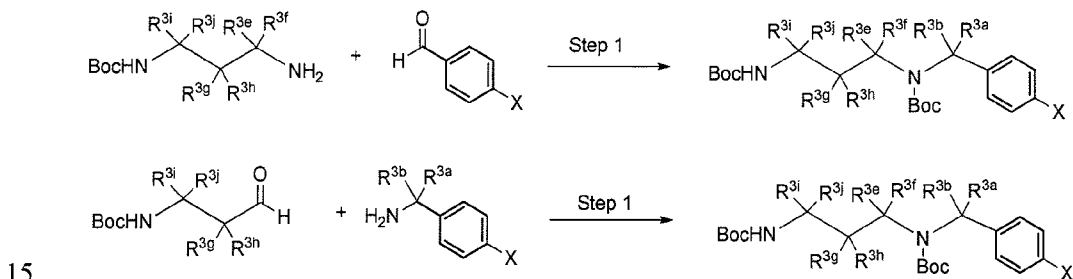
Preparation of Fragment A

Fragment A intermediates can be prepared according to methods known in the art.

- 5 The schemes below outline strategies that can be applied for the synthesis of Fragment A intermediates and used to prepare compounds of the invention. Procedures for the preparation of Fragment A intermediates are also found in the examples provided herein. In one aspect, Fragment A can be synthesized using a 4 step process as outlined below.

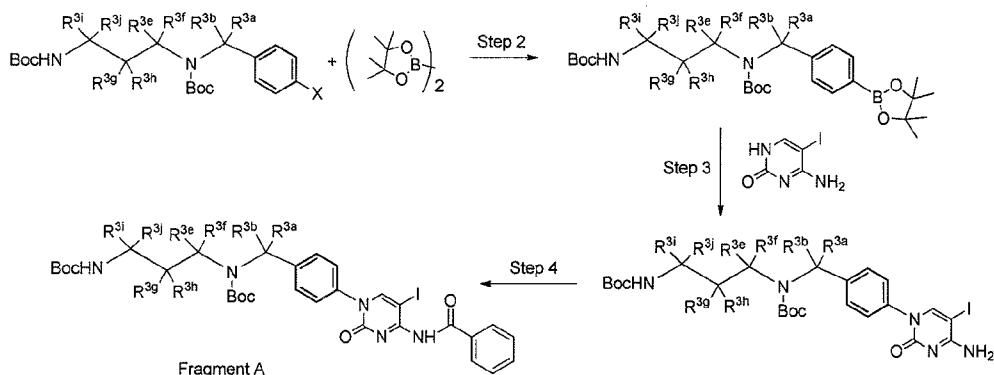
- 10 Step 1 uses a reductive amination strategy to form a benzyl amine intermediate. The amine and aldehyde groups can be on either one of the compounds involved in the reductive amination reaction. Reductive amination is a well known procedure in the chemical arts and thus, the skilled person would be able to optimize Step 1 for the preparation of a compound of the invention.

Scheme 4

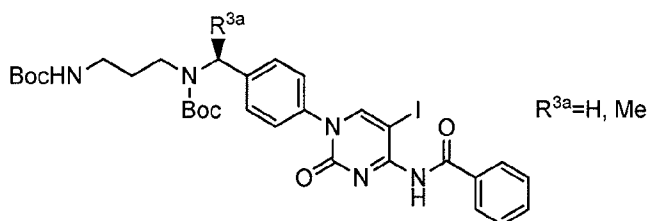


Following formation of the benzyl amine intermediate, Step 2 is a coupling reaction to form a pinacol borane compound, which is then coupled in Step 3 with an iodocytosine moiety. Step 4 involves acylation of the amine group of the pyrimidinone to form a Fragment A intermediate.

Scheme 5



Scheme 6 and Scheme 7 below show a 4-step for the synthesis of the Fragment A intermediate:

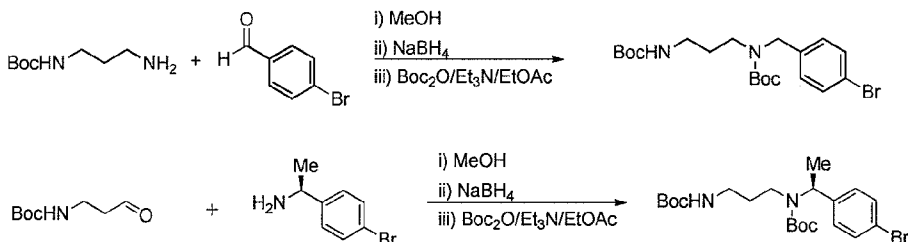


5

Although the schemes depict the preparation of compounds having certain values defined, one skilled in the art would understand that the methodology outlined below could be readily applied for the preparation of other compounds of the invention described herein. The scheme below shows two alternative procedures for Step 1 in the synthesis of the Fragment A intermediate above. In the first procedure, the resulting benzyl amine intermediate does not have a substituent at the benzylic position (i.e., $R^{3a} = H$). In the second procedure, the resulting benzyl amine intermediate has at least one substituent (R^{3a} is not H) in the benzylic position. It is understood that the second procedure can be used to prepare a variety of different benzyl amine intermediates *e.g.*, intermediates with R^{3a} selected from ethyl, propyl, alkenyl, cyclopropyl, CO_2H , CO_2Me , alkyl substituted with CO_2Me , CO_2H , etc.

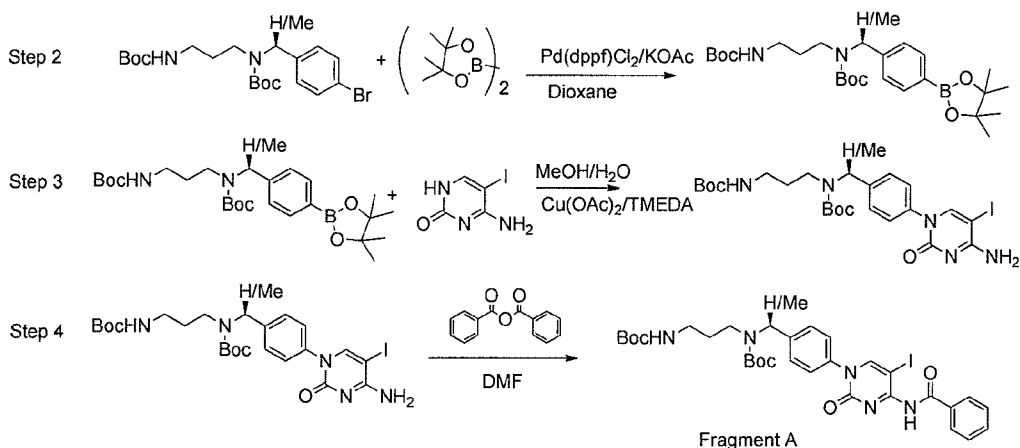
15

Scheme 6



Steps 2-4 are shown below for the preparation of Fragment A. The steps are the same for compounds having R^{3a} as H or CH_3 . Although the steps are depicted with compounds having R^{3a} defined as H or CH_3 , one skilled in the art could readily apply the procedures described herein and in the examples for the preparation of a different Fragment A e.g., a Fragment A with R^{3a} selected from ethyl, propyl, alkenyl, cyclopropyl, CO_2H , CO_2Me , alkyl substituted with CO_2Me , CO_2H , etc.

Scheme 7

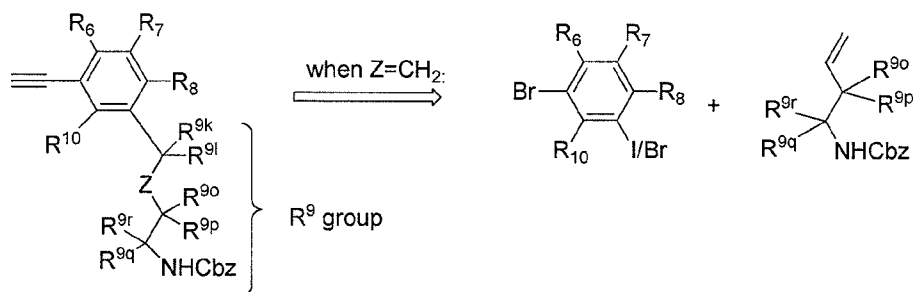


10 Preparation of Fragment B

Fragment B intermediates can be prepared according to methods known in the art. The schemes below outline strategies that can be applied for the synthesis of Fragment B intermediates and used to prepare compounds of the invention. Procedures for the preparation of Fragment B intermediates are also found in the examples provided herein.

15 Scheme 8 below is a retro-synthetic analysis which shows the strategy for attaching a R^9 group to the aryl moiety. The strategy involves the coupling of an aryl halide with an aminoalkene moiety. This strategy is applicable for the synthesis of Fragment B intermediates where the R^9 group is an all carbon chain (i.e., Z is CH_2). Although the Scheme 8 illustrates a transformation to form a Fragment B intermediate with a certain R^9 group, it is understood that the strategy can be applied to prepare different Fragment B intermediates with a different R^9 group as described herein, where Z is CH_2 .

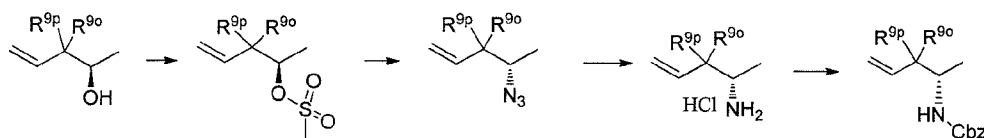
20 Scheme 8



An example of the preparation of the aminoalkene compound is shown below.

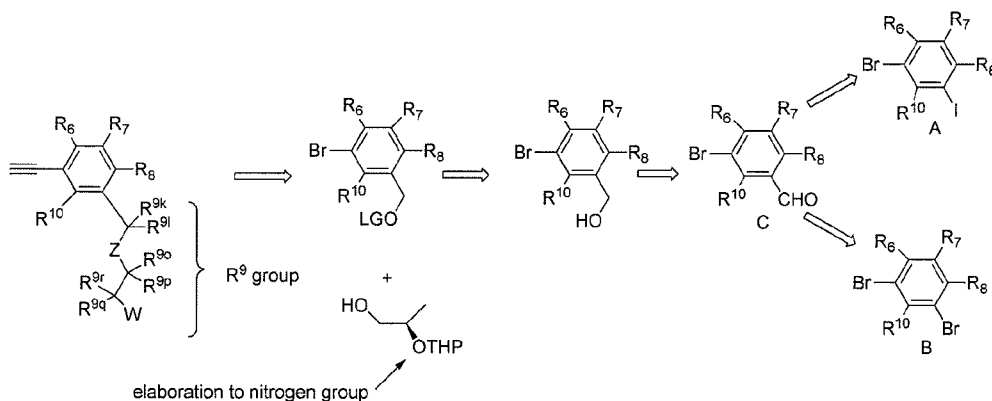
Further details regarding the preparation of this aminoalkene compound are found in the examples herein.

5



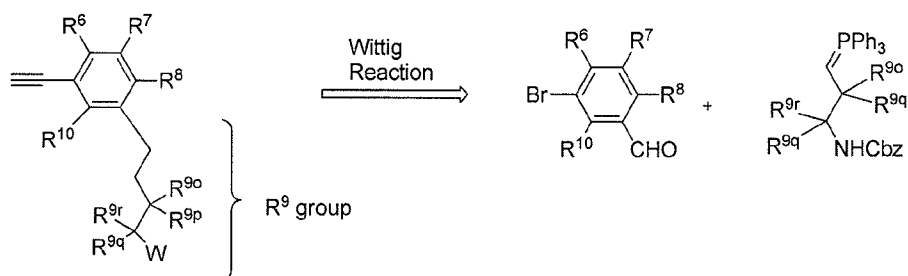
Alternatively, Scheme 9 below depicts a retro-synthetic strategy for the synthesis of Fragment B intermediates that have an oxygen atom in the R⁹ chain. In one aspect, the synthesis of the Fragment B intermediate begins with a dibromide or dihalide (Br and I) aryl compound (labeled A and B below). The synthesis involves conversion of an aryl bromide or iodide to an aldehyde group, reduction of the aldehyde to a primary alcohol, which is next converted to a leaving group (LG). The R⁹ chain is then elaborated by the displacement of the OLG group with a primary alcohol. The primary alcohol has functionality that can be unmasked and elaborated to a nitrogen group using chemistry known in the art.

Scheme 9

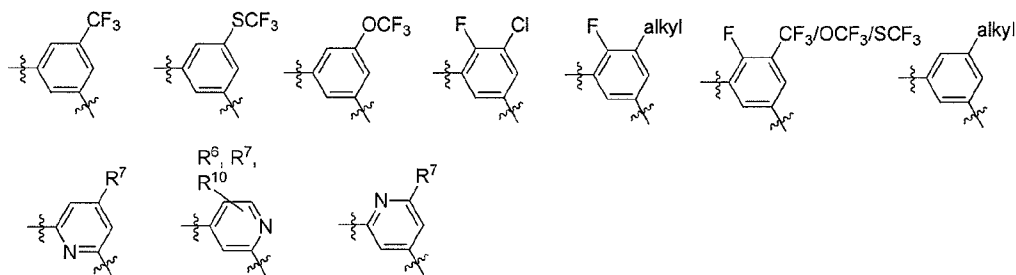


Alternatively, the R⁹ chain can be installed to produce a Fragment B intermediate starting with an aldehyde aryl compound (labeled C in Scheme 9). The synthesis can involve a Wittig olefination reaction to install the R⁹ chain as shown in Scheme 10, which depicts the
 5 retro-synthesis of fragment B.

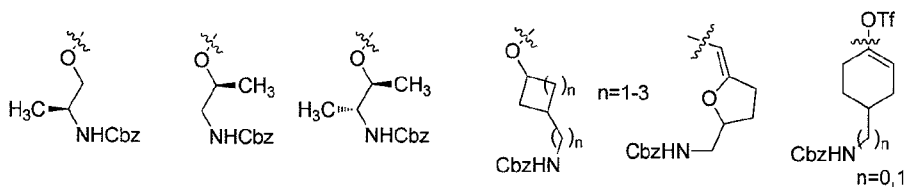
Scheme 10



It is understood that the synthetic procedures described above and in the examples can
 10 be used to prepare compounds of the invention having a variety of different aryl groups. Some representative aryl groups include e.g.,

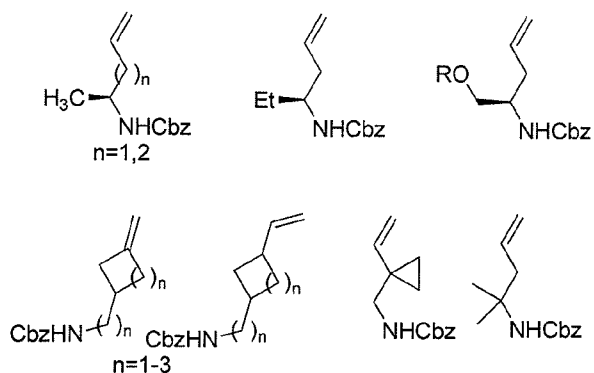


It is understood that the synthetic procedures described above and in the examples can
 be used to prepare compounds of the invention having a variety of different R⁹ chains. Some
 15 representative R⁹ chains include e.g.,



In the last R⁹ chain, there is no CH₂ group between the aryl group and cyclic group.

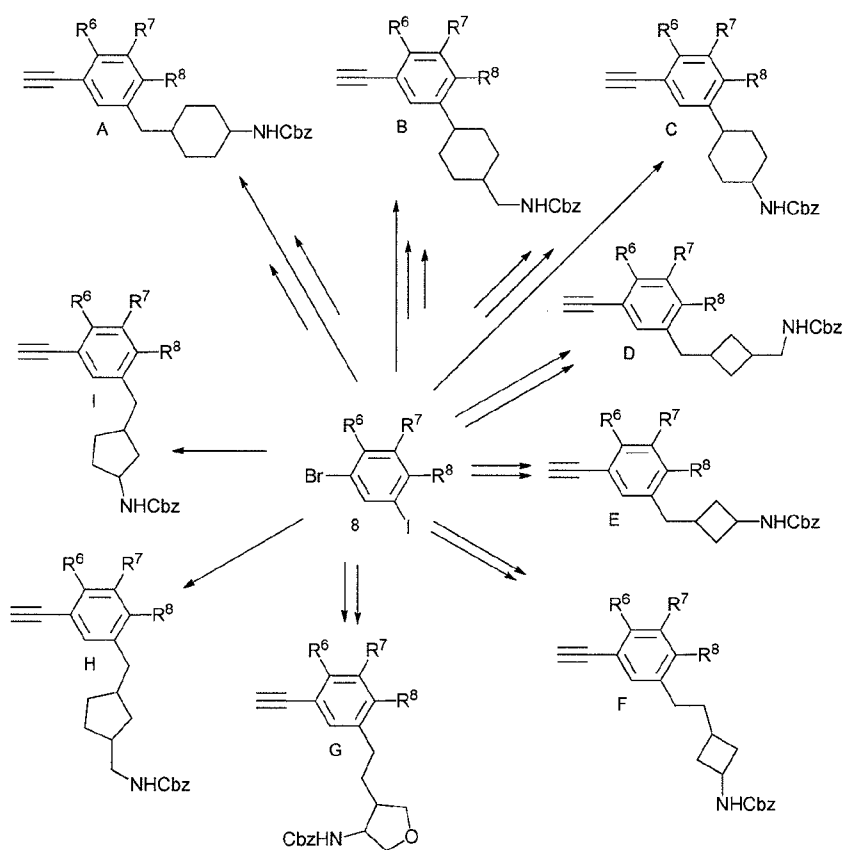
Precursors for the preparation of the R⁹ chain include e.g.,



The three schemes (Schemes 11-13) below illustrate several general strategies for preparing Fragment B intermediates. Scheme 11 illustrates how the dihalide aryl compound (labelled compound 8) is a key intermediate which can be coupled with a variety of different

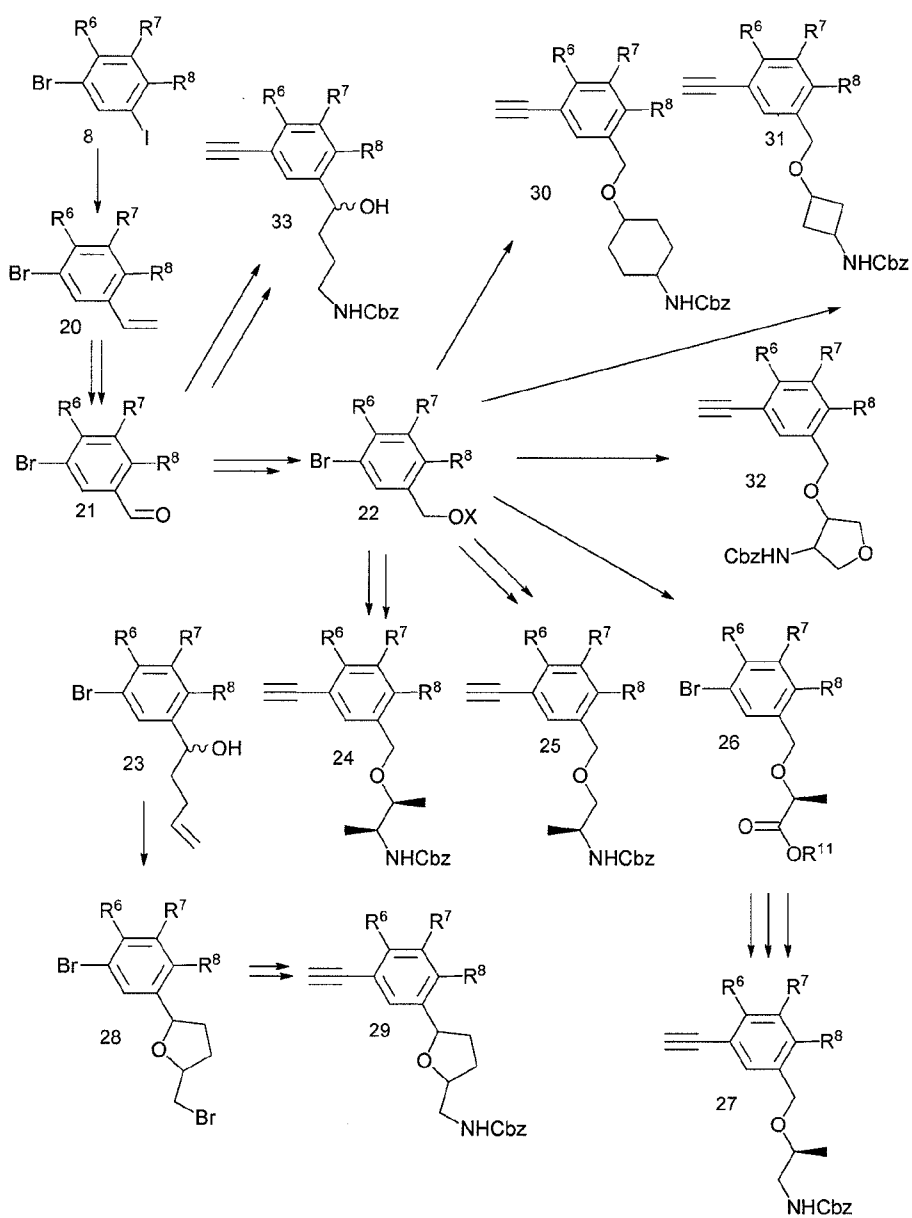
5 R⁹ chains to synthesize a Fragment B intermediate and used to prepare many of the compounds of the invention. Synthetic procedures for the preparation of dihalide aryl intermediates used to prepare compounds of the invention are found in the examples herein.

Scheme 11



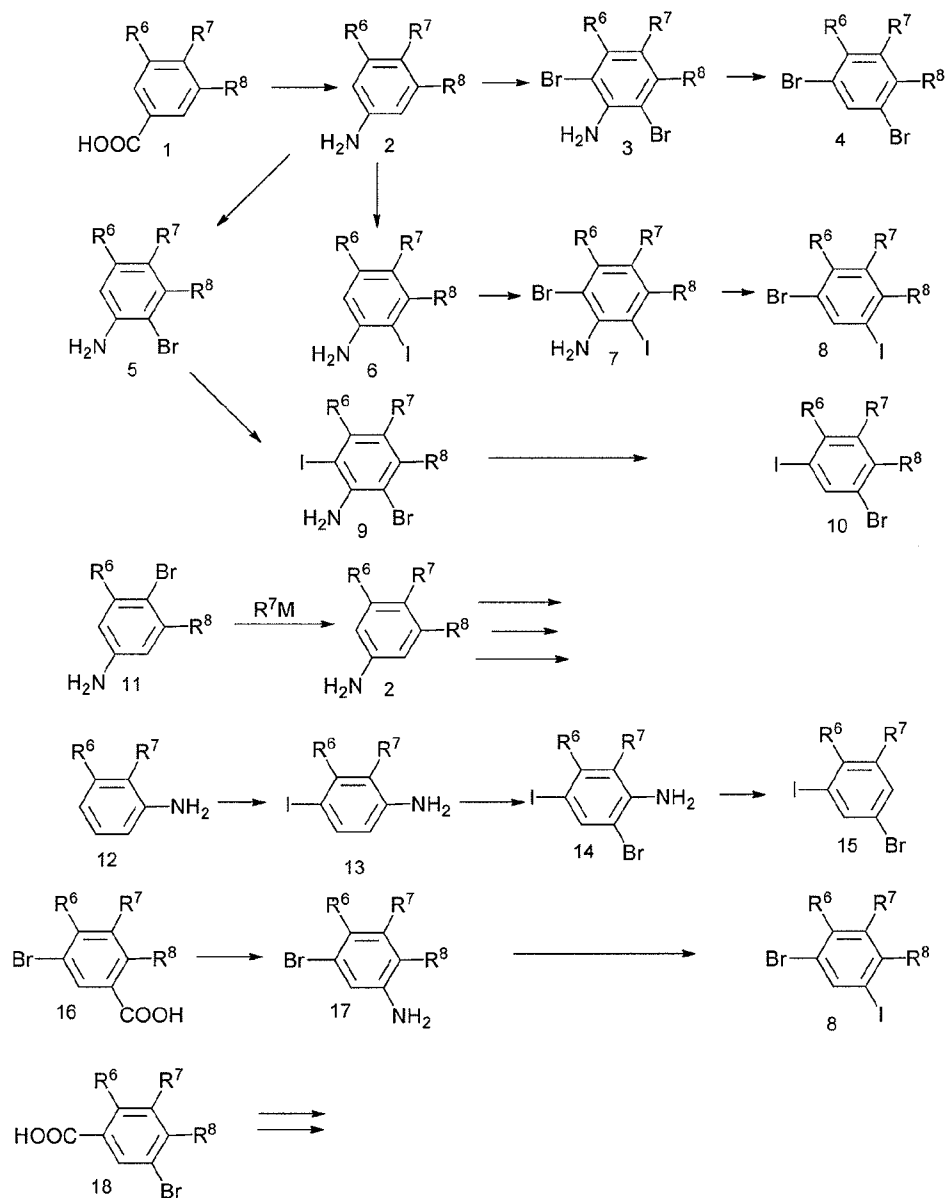
Scheme 12 shows a key transformation of the dihalide aryl intermediate compound 8
5 to compound 21, which can be elaborated to many different Fragment B intermediates.

Scheme 12

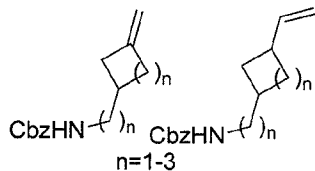


Scheme 13 emphasizes the utility of the aniline moiety for the regioselective installation of either iodide or bromide either in a stepwise manner (eg. 2→6→7) or in one pot (2→3). The diversity of aniline compounds, either commercially available or prepared from other starting materials (eg. 1→2), allows access to a variety of substitution patterns.

5 **Scheme 13**



Scheme 14 below shows the preparation of a Fragment B intermediate having a ring in the R⁹ chain. In one aspect, the process of attaching the R⁹ group to the aryl moiety includes coupling of a dihalide aryl intermediate compound 8 with an aminoalkene moiety having a ring structure e.g.,

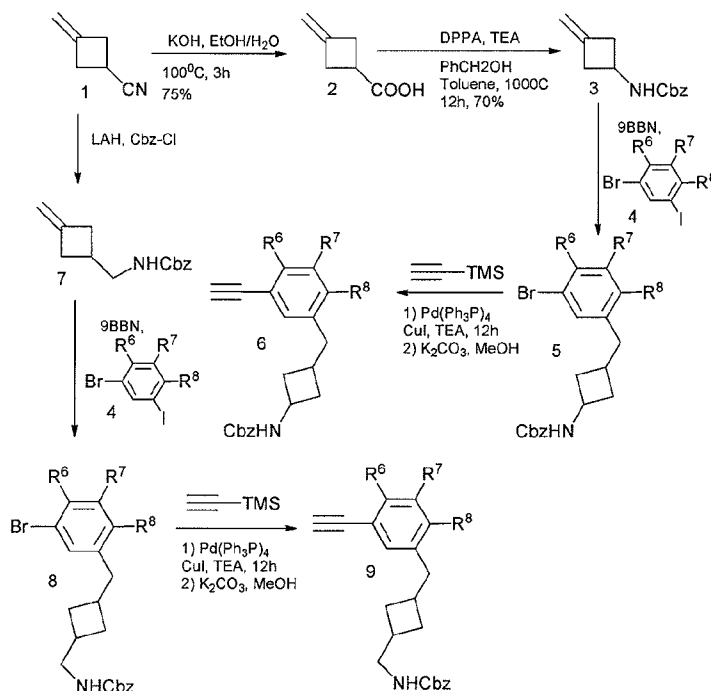


5

Scheme 14 illustrates a strategy for preparing R⁹ chains having any size ring incorporated into the chain e.g., a 3-, 4-, 5-, 6-, etc. membered ring. In one aspect, the amino group can be installed via either a Curtius rearrangement (2→3) or a nitrile reduction (1→7). In one aspect, the aminoalkene moiety can be attached to the aryl moiety via the Suzuki-coupling reaction. For example, the aminoalkene can first be converted to an alkylborane by treatment with 9-BBN and then reacted with compound 8, replacing the more reactive iodide first. The terminal alkyne can be installed by a variety of methods known in the art. Reagents such as trimethylsilyl acetylene can be employed to generate fragment B.

10

Scheme 14



15

4. Characterization of Compounds of the Invention

Compounds designed, selected and/or optimized by methods described above, once produced, can be characterized using a variety of assays known to those skilled in the art to determine whether the compounds have biological activity. For example, the molecules can be characterized by conventional assays, including but not limited to those assays described below, to determine whether they have a predicted activity, binding activity and/or binding specificity.

Furthermore, high-throughput screening can be used to speed up analysis using such assays. As a result, it can be possible to rapidly screen the molecules described herein for activity, for example, as anti-cancer, anti-bacterial, anti-fungal, anti-parasitic or anti-viral agents. Also, it can be possible to assay how the compounds interact with a ribosome or ribosomal subunit and/or are effective as modulators (for example, inhibitors) of protein synthesis using techniques known in the art. General methodologies for performing high-throughput screening are described, for example, in Devlin (1998) High Throughput Screening, Marcel Dekker; and U.S. Patent No. 5,763,263. High-throughput assays can use one or more different assay techniques including, but not limited to, those described below.

(1) *Surface Binding Studies*. A variety of binding assays can be useful in screening new molecules for their binding activity. One approach includes surface plasmon resonance (SPR) that can be used to evaluate the binding properties of molecules of interest with respect to a ribosome, ribosomal subunit or a fragment thereof.

SPR methodologies measure the interaction between two or more macromolecules in real-time through the generation of a quantum-mechanical surface plasmon. One device, (BIAcore Biosensor RTM from Pharmacia Biosensor, Piscataway, N.J.) provides a focused beam of polychromatic light to the interface between a gold film (provided as a disposable biosensor "chip") and a buffer compartment that can be regulated by the user. A 100 nm thick "hydrogel" composed of carboxylated dextran that provides a matrix for the covalent immobilization of analytes of interest is attached to the gold film. When the focused light interacts with the free electron cloud of the gold film, plasmon resonance is enhanced. The resulting reflected light is spectrally depleted in wavelengths that optimally evolved the resonance. By separating the reflected polychromatic light into its component wavelengths (by means of a prism), and determining the frequencies that are depleted, the BIAcore establishes an optical interface which accurately reports the behavior of the generated surface

plasmon resonance. When designed as above, the plasmon resonance (and thus the depletion spectrum) is sensitive to mass in the evanescent field (which corresponds roughly to the thickness of the hydrogel). If one component of an interacting pair is immobilized to the hydrogel, and the interacting partner is provided through the buffer compartment, the
5 interaction between the two components can be measured in real time based on the accumulation of mass in the evanescent field and its corresponding effects of the plasmon resonance as measured by the depletion spectrum. This system permits rapid and sensitive real-time measurement of the molecular interactions without the need to label either component.

10 (2) *Fluorescence Polarization*. Fluorescence polarization (FP) is a measurement technique that can readily be applied to protein-protein, protein-ligand, or RNA-ligand interactions in order to derive IC_{50} s and K_d s of the association reaction between two molecules. In this technique one of the molecules of interest is conjugated with a fluorophore. This is generally the smaller molecule in the system (in this case, the compound
15 of interest). The sample mixture, containing both the ligand-probe conjugate and the ribosome, ribosomal subunit or fragment thereof, is excited with vertically polarized light. Light is absorbed by the probe fluorophores, and re-emitted a short time later. The degree of polarization of the emitted light is measured. Polarization of the emitted light is dependent on several factors, but most importantly on viscosity of the solution and on the apparent
20 molecular weight of the fluorophore. With proper controls, changes in the degree of polarization of the emitted light depends only on changes in the apparent molecular weight of the fluorophore, which in-turn depends on whether the probe-ligand conjugate is free in solution, or is bound to a receptor. Binding assays based on FP have a number of important advantages, including the measurement of IC_{50} s and K_d s under true homogenous equilibrium
25 conditions, speed of analysis and amenity to automation, and ability to screen in cloudy suspensions and colored solutions.

(3) *Protein Synthesis*. It is contemplated that, in addition to characterization by the foregoing biochemical assays, the compound of interest can also be characterized as a modulator (for example, an inhibitor of protein synthesis) of the functional activity of the
30 ribosome or ribosomal subunit.

Furthermore, more specific protein synthesis inhibition assays can be performed by administering the compound to a whole organism, tissue, organ, organelle, cell, a cellular or

subcellular extract, or a purified ribosome preparation and observing its pharmacological and inhibitory properties by determining, for example, its inhibition constant (IC_{50}) for inhibiting protein synthesis. Incorporation of 3H leucine or ^{35}S methionine, or similar experiments can be performed to investigate protein synthesis activity. A change in the amount or the rate of protein synthesis in the cell in the presence of a molecule of interest indicates that the molecule is a modulator of protein synthesis. A decrease in the rate or the amount of protein synthesis indicates that the molecule is an inhibitor of protein synthesis.

(4) *Antimicrobial assays and other evaluation.* Furthermore, the compounds can be assayed for anti-proliferative or anti-infective properties on a cellular level. For example, where the target organism is a microorganism, the activity of compounds of interest can be assayed by growing the microorganisms of interest in media either containing or lacking the compound. Growth inhibition can be indicative that the molecule can be acting as a protein synthesis inhibitor. More specifically, the activity of the compounds of interest against bacterial pathogens can be demonstrated by the ability of the compound to inhibit growth of defined strains of human pathogens. For this purpose, a panel of bacterial strains can be assembled to include a variety of target pathogenic species, some containing resistance mechanisms that have been characterized. Use of such a panel of organisms permits the determination of structure-activity relationships not only in regards to potency and spectrum, but also with a view to obviating resistance mechanisms.

The *in vitro* activity of the compounds of the present invention can be determined. Antimicrobial testing is typically performed to determine the minimum inhibitory concentration (MIC). Minimum inhibitory concentrations (MICs) are determined by the microdilution method in a final volume of 100 μ l according to protocols outlined by The Clinical and Laboratory Standards Institute (CLSI). Performance standards for reference strains are assessed within the same experimental design to maintain quality control. See, for example, Clinical Laboratory Standards Institute: Methods for dilution antimicrobial susceptibility tests for bacteria that grow aerobically M7-A8. Approved Standard-Eighth Edition. Wayne, PA: CLSI; December 2008; and Clinical Laboratory Standards Institute: Performance Standards for Antimicrobial Susceptibility Testing M100-S20; Approved Standard-Twentieth Edition. Wayne, PA: CLSI; June 2010.

The antimicrobial and other drug properties of the compounds can further be evaluated in various *in vivo* mammalian assays, such as a mouse or rat peritonitis infectious

models, skin and soft tissue models (often referred to as the thigh model), or a mouse pneumonia model. There are septicemia or organ infection models known to those skilled in the art. These efficacy models can be used as part of the evaluation process and can be used as a guide of potential efficacy in humans. Endpoints can vary from reduction in bacterial
5 burden to lethality. For the latter endpoint, results are often expressed as a PD₅₀ value, or the dose of drug that protects 50% of the animals from mortality.

To further assess a compound's drug-like properties, measurements of inhibition of cytochrome P450 enzymes and phase II metabolizing enzyme activity can also be measured either using recombinant human enzyme systems or more complex systems like human liver
10 microsomes. Further, compounds can be assessed as substrates of these metabolic enzyme activities as well. These activities are useful in determining the potential of a compound to cause drug-drug interactions or generate metabolites that retain or have no useful antimicrobial activity.

To get an estimate of the potential of the compound to be orally bioavailable, one can
15 also perform solubility and Caco-2 assays. The latter is a cell line from human epithelium that allows measurement of drug uptake and passage through a Caco-2 cell monolayer often growing within wells of a 24-well microtiter plate equipped with a 1 micron membrane. Free drug concentrations can be measured on the basolateral side of the monolayer, assessing the amount of drug that can pass through the intestinal monolayer. Appropriate controls to
20 ensure monolayer integrity and tightness of gap junctions are needed. Using this same system one can get an estimate of P-glycoprotein mediated efflux. P-glycoprotein is a pump that localizes to the apical membrane of cells, forming polarized monolayers. This pump can abrogate the active or passive uptake across the Caco-2 cell membrane, resulting in less drug passing through the intestinal epithelial layer. These results are often done in conjunction
25 with solubility measurements and both of these factors are known to contribute to oral bioavailability in mammals. Measurements of oral bioavailability in animals and ultimately in man using traditional pharmacokinetic experiments will determine the absolute oral bioavailability.

Experimental results can also be used to build models that help predict physical-
30 chemical parameters that contribute to drug-like properties. When such a model is verified, experimental methodology can be reduced, with increased reliance on the model predictability.

(5) *Animal Pharmacology and Toxicology.* The compounds of the present invention can be evaluated for efficacy in well-known animal models. The following table provides representative animal models for various infection indications.

Target Infection Indication	Animal Model of Efficacy
• HAP/VAP	• Efficacy in mouse and/or rat pneumoniae model vs. respiratory tract infection pathogens of interest (<i>Streptococcus pneumoniae</i> , including multi-drug resistant <i>Streptococcus pneumoniae</i> , <i>H. influenzae</i> , methicillin resistant <i>Staphylococcus aureus</i> (MRSA), and <i>Pseudomonas aeruginosa</i>)
• cSSSI	• Efficacy in mouse model against pathogens of interest (MRSA, <i>K. pneumoniae</i>)
• Sepsis	• Efficacy in mouse peritonitis model vs. pathogens of interest (<i>E. coli</i> , <i>K. pneumoniae</i> , <i>E. faecalis</i> , MRSA)
• cUTI	• Efficacy in mouse model against <i>E. coli</i> , <i>K. pneumoniae</i> and/or MRSA)
• Febrile neutropenia	• Efficacy in mouse peritonitis model against <i>S. aureus</i> , <i>S. epidermidis</i> , <i>S. pneumoniae</i> , <i>S. pyogenes</i> , <i>P. aeruginosa</i>

5

Animal Model for Complicated Skin and Skin Structure Infections (cSSSI):

Murine Skin and Soft Tissue Infection Model of *Klebsiella pneumoniae* 1705966 in Thighs of Neutropenic Female CD-1 Mice

10 This model is useful to assess the efficacy of compounds of the present invention in a *Klebsiella pneumoniae* 1705966 neutropenic mouse thigh infection model using female ICR (CD-1) mice.

Study Design:

Species: Female ICR (CD-1) Mice, 8 to 9 weeks old, weighting 25-29g.

15 Inoculum: *Klebsiella pneumoniae* 17059663 was streaked from frozen stock onto Blood agar (Tryptic Soy Agar + 5% Sheep Blood), BD, #221261) and incubated overnight at 35°C. After overnight incubation, enough bacteria (approx. 1 full loop) to measure OD₆₂₅=0.990 was transferred from plate and diluted into 10 ml pre-warmed Mueller-Hinton

broth. This culture was further diluted 1:1000 into pre-warmed MH broth and grown for approximately 2 hrs at 35°C with shaking. Each mouse was given 0.1mL of 1:1000 dilution culture injected into both caudal thigh muscles under isoflurane inhalation anesthesia.

5 Dilution Initial O.D. Final O.D. (after ~2 hr. incubation)

1:10 0.135 0.424

1:100 0.014 0.215

1:1000 0.001 0.035

- 10 Neutropenia is induced by intraperitoneal (I.P.) administration of Cyclophosphamide monohydrate on Day -4 (150mg/kg) and Day -1 (100mg/kg).

Vehicle: 0.9% sodium chloride

Dosing: Each mouse in the treated groups was given the appropriate dose of the compound to be tested in a volume of 0.2ml, 2 and 8 hrs. post bacterial inoculation.

15

Time points:

Controls: 0, 2, 6, and 24 hrs.

Treated: 24 hrs.

- 20 Sampling: 2 or 3 mice/time point were euthanized via CO₂, and their caudal thigh muscles excised and homogenized. The thigh muscles were placed in 5 ml sterile PBS in Stomacher Filter bag and homogenized with MicroBiomaster80 (Brinkmann) for 60seconds, normal setting and 1:10 dilutions were made per standard protocol in a 96-well plate. Aliquots of 25ul for each dilution, as well as the homogenate, were plated on blood agar plates and incubated at 35°C to determine the CFU/mL over the time course. After overnight incubation, colonies were counted.
- 25

Animal Model for Sepsis:

Murine peritonitis model (*E. coli*, *K. pneumoniae*, *E. faecalis*, MRSA)

- 30 This model is used to evaluate the effect of subcutaneous (SC) treatment with compounds of the present invention on growth of *Escherichia coli* ATCC 25922 in a mouse peritonitis model using female Swiss Webster mice.

Controls:

Negative: Inoculum only

Inoculum Vehicle Intraperitoneal

5 Positive: Ciprofloxacin

Study Design:

Species: Female Swiss Webster Mice

Inoculation: *Escherichia coli* ATCC 25922 is made by adding 1ml (4/6/07) stock to
10 9ml 0.25% Brewer's Yeast to make (1:10), then 1ml of the (1:10) will be added to 9ml
0.25% Brewer's Yeast to make (1:100), then 1ml of the (1:100) will be added to 9ml 0.25%
Brewer's Yeast to make (1:1000), then 2.5 ml of the (1:1000) will be added to 122.5ml
0.25% Brewer's Yeast to make (1:50,000), 1ml/mouse will be inoculated intraperitoneally
(IP).

15

Route of Administration: SC

Dosing: Vehicle for compounds of the present invention: Saline or 50mM Sodium
phosphate buffer in 10% Captisol in water, pH=7.2.

Dose Administration: Q3H x 3 beginning at 30 min post bacterial inoculation

20 Study Duration: 24 hrs. 0.25% Brewer's Yeast Extract (BYE): Dilute 2% prepared on
11/12/09 (Lot.2158K, MP Biomedicals) 25ml 2% + 175ml 1x PBS.

Outcome Measures: Colony Forming Unit's from peritoneal wash and spleen
homogenate and drug levels from wash, spleen homogenate, and plasma.

Blood is collected via cardiac puncture while mouse is under CO₂ narcosis. The
25 whole blood sample is placed in heparinized eppendorf tubes and kept on wet ice until
centrifuged (4 min @ 14,000rpm). Plasma is transferred to 96 deep-well block on dry ice and
stored at -20° C. Immediately following blood collection, 2 ml of sterile PBS (phosphate
buffered saline) was injected into the peritoneal cavity with a 25G needle. The abdomen
was gently massaged, and a small incision was made to allow access to the peritoneal cavity.
30 The peritoneal wash fluid was collected using sterile technique, serially diluted 1:10, plated
on blood agar plates, and incubated overnight at 35° C.

Spleens were harvested and placed in 1 ml sterile PBS in Stomacher bag and homogenized with MicroBiomaster80 (Brinkmann) for 60 seconds, normal setting and 1:10 dilutions were made. 25ul of each dilution, as well as the homogenate, was plated on blood agar plates and incubated at 35°C to determine the CFU/mL over the time course. After
5 overnight incubation, colonies were counted.

Other Animal Models

Similarly, other animal infection models can be used for hospital acquired pneumonia (HAP)/ ventilator acquired pneumonia (VAP), complicated urinary tract infections (cUTI),
10 and febrile neutropenia.

5. Formulation and Administration

The compositions and methods of the present invention can be practiced by delivering the compounds of the present invention using a means for delivery e.g., any suitable carrier.
15 The dose of active compound, mode of administration and use of suitable carrier will depend upon the intended patient or subject and the targeted microorganism, e.g., the target bacterial organism. The formulations, both for human medical use and veterinary use, of compounds according to the present invention typically include such compounds in association with a pharmaceutically acceptable carrier.

20 The carrier(s) should be "acceptable" in the sense of being compatible with compounds of the present invention and not deleterious to the recipient. Pharmaceutically acceptable carriers, in this regard, are intended to include any and all solvents, dispersion media, coatings, absorption delaying agents, and the like, compatible with pharmaceutical administration. The use of such media and agents for pharmaceutically active substances is
25 known in the art. Except insofar as any conventional media or agent is incompatible with the active compound, use thereof in the compositions is contemplated. Supplementary active compounds (identified or designed according to the invention and/or known in the art) also can be incorporated into the compositions. The formulations can conveniently be presented in dosage unit form and can be prepared by any of the methods well known in the art of
30 pharmacy/microbiology. In general, some formulations are prepared by bringing the compound into association with a liquid carrier or a finely divided solid carrier or both, and then, if necessary, shaping the product into the desired formulation.

A pharmaceutical composition of the invention should be formulated to be compatible with its intended route of administration. Solutions or suspensions can include the following components: a sterile diluent such as water, saline solution, fixed oils, polyethylene glycols, glycerine, propylene glycol or other synthetic solvents; antibacterial agents such as benzyl alcohol or methyl parabens; antioxidants such as ascorbic acid or sodium bisulfite; chelating agents such as ethylenediaminetetraacetic acid; buffers such as acetates, citrates or phosphates and agents for the adjustment of tonicity such as sodium chloride or dextrose. The pH can be adjusted with acids or bases, such as hydrochloric acid or sodium hydroxide.

A wide variety of formulations and administration methods, including, e.g., intravenous formulations and administration methods can be found in S.K. Niazi, ed., Handbook of Pharmaceutical Formulations, Vols. 1-6 [Vol. 1 Compressed Solid Products, Vol. 2 Uncompressed Drug Products, Vol. 3 Liquid Products, Vol. 4 Semi-Solid Products, Vol. 5 Over the Counter Products, and Vol. 6 Sterile Products], CRC Press, April 27, 2004.

Useful solutions for oral or parenteral administration can be prepared by any of the methods well known in the pharmaceutical art, described, for example, in *Remington's Pharmaceutical Sciences*, 18th ed. (Mack Publishing Company, 1990). Formulations for parenteral administration can also include glycocholate for buccal administration, methoxysalicylate for rectal administration, or citric acid for vaginal administration. The parenteral preparation can be enclosed in ampoules, disposable syringes or multiple dose vials made of glass or plastic. Suppositories for rectal administration also can be prepared by mixing the drug with a non-irritating excipient such as cocoa butter, other glycerides, or other compositions which are solid at room temperature and liquid at body temperatures. Formulations also can include, for example, polyalkylene glycols such as polyethylene glycol, oils of vegetable origin, and hydrogenated naphthalenes. Formulations for direct administration can include glycerol and other compositions of high viscosity. Other potentially useful parenteral carriers for these drugs include ethylene-vinyl acetate copolymer particles, osmotic pumps, implantable infusion systems, and liposomes. Formulations for inhalation administration can contain as excipients, for example, lactose, or can be aqueous solutions containing, for example, polyoxyethylene-9-lauryl ether, glycocholate and deoxycholate, or oily solutions for administration in the form of nasal drops, or as a gel to be applied intranasally. Retention enemas also can be used for rectal delivery.

Formulations of the present invention suitable for oral administration can be in the form of: discrete units such as capsules, gelatin capsules, sachets, tablets, troches, or lozenges, each containing a predetermined amount of the drug; a powder or granular composition; a solution or a suspension in an aqueous liquid or non-aqueous liquid; or an oil-in-water emulsion or a water-in-oil emulsion. The drug can also be administered in the form of a bolus, electuary or paste. A tablet can be made by compressing or molding the drug optionally with one or more accessory ingredients. Compressed tablets can be prepared by compressing, in a suitable machine, the drug in a free-flowing form such as a powder or granules, optionally mixed by a binder, lubricant, inert diluent, surface active or dispersing agent. Molded tablets can be made by molding, in a suitable machine, a mixture of the powdered drug and suitable carrier moistened with an inert liquid diluent.

Oral compositions generally include an inert diluent or an edible carrier. For the purpose of oral therapeutic administration, the active compound can be incorporated with excipients. Oral compositions prepared using a fluid carrier for use as a mouthwash include the compound in the fluid carrier and are applied orally and swished and expectorated or swallowed. Pharmaceutically compatible binding agents, and/or adjuvant materials can be included as part of the composition. The tablets, pills, capsules, troches and the like can contain any of the following ingredients, or compounds of a similar nature: a binder such as microcrystalline cellulose, gum tragacanth or gelatin; an excipient such as starch or lactose; a disintegrating agent such as alginic acid, Primogel, or corn starch; a lubricant such as magnesium stearate or Sterotes; a glidant such as colloidal silicon dioxide; a sweetening agent such as sucrose or saccharin; or a flavoring agent such as peppermint, methyl salicylate, or orange flavoring.

Pharmaceutical compositions suitable for injectable use include sterile aqueous solutions (where water soluble) or dispersions and sterile powders for the extemporaneous preparation of sterile injectable solutions or dispersion. For intravenous administration, suitable carriers include physiological saline, bacteriostatic water, Cremophor ELTM (BASF, Parsippany, NJ) or phosphate buffered saline (PBS). It should be stable under the conditions of manufacture and storage and should be preserved against the contaminating action of microorganisms such as bacteria and fungi. The carrier can be a solvent or dispersion medium containing, for example, water, ethanol, polyol (for example, glycerol, propylene glycol, and liquid polyethylene glycol), and suitable mixtures thereof. The proper fluidity

can be maintained, for example, by the use of a coating such as lecithin, by the maintenance of the required particle size in the case of dispersion and by the use of surfactants. In many cases, it will be preferable to include isotonic agents, for example, sugars, polyalcohols such as manitol, sorbitol, sodium chloride in the composition. Prolonged absorption of the
5 injectable compositions can be brought about by including in the composition an agent which delays absorption, for example, aluminum monostearate and gelatin.

Sterile injectable solutions can be prepared by incorporating the active compound in the required amount in an appropriate solvent with one or a combination of ingredients enumerated above, as required, followed by filter sterilization. Generally, dispersions are
10 prepared by incorporating the active compound into a sterile vehicle which contains a basic dispersion medium and the required other ingredients from those enumerated above. In the case of sterile powders for the preparation of sterile injectable solutions, methods of preparation include vacuum drying and freeze-drying which yields a powder of the active ingredient plus any additional desired ingredient from a previously sterile-filtered solution
15 thereof.

Formulations suitable for intra-articular administration can be in the form of a sterile aqueous preparation of the drug that can be in microcrystalline form, for example, in the form of an aqueous microcrystalline suspension. Liposomal formulations or biodegradable polymer systems can also be used to present the drug for both intra-articular and ophthalmic
20 administration.

Formulations suitable for topical administration, including eye treatment, include liquid or semi-liquid preparations such as liniments, lotions, gels, applicants, oil-in-water or water-in-oil emulsions such as creams, ointments or pastes; or solutions or suspensions such as drops. Formulations for topical administration to the skin surface can be prepared by
25 dispersing the drug with a dermatologically acceptable carrier such as a lotion, cream, ointment or soap. Useful are carriers capable of forming a film or layer over the skin to localize application and inhibit removal. For topical administration to internal tissue surfaces, the agent can be dispersed in a liquid tissue adhesive or other substance known to enhance adsorption to a tissue surface. For example, hydroxypropylcellulose or
30 fibrinogen/thrombin solutions can be used to advantage. Alternatively, tissue-coating solutions, such as pectin-containing formulations can be used.

For inhalation treatments, inhalation of powder (self-propelling or spray formulations) dispensed with a spray can, a nebulizer, or an atomizer can be used. Such formulations can be in the form of a fine powder for pulmonary administration from a powder inhalation device or self-propelling powder-dispensing formulations. In the case of self-propelling
5 solution and spray formulations, the effect can be achieved either by choice of a valve having the desired spray characteristics (i.e., being capable of producing a spray having the desired particle size) or by incorporating the active ingredient as a suspended powder in controlled particle size. For administration by inhalation, the compounds also can be delivered in the form of an aerosol spray from pressured container or dispenser which contains a suitable
10 propellant, e.g., a gas such as carbon dioxide, or a nebulizer.

Systemic administration also can be by transmucosal or transdermal means. For transmucosal or transdermal administration, penetrants appropriate to the barrier to be permeated are used in the formulation. Such penetrants generally are known in the art, and include, for example, for transmucosal administration, detergents and bile salts.
15 Transmucosal administration can be accomplished through the use of nasal sprays or suppositories. For transdermal administration, the active compounds typically are formulated into ointments, salves, gels, or creams as generally known in the art.

The active compounds can be prepared with carriers that will protect the compound against rapid elimination from the body, such as a controlled release formulation, including
20 implants and microencapsulated delivery systems. Biodegradable, biocompatible polymers can be used, such as ethylene vinyl acetate, polyanhydrides, polyglycolic acid, collagen, polyorthoesters, and polylactic acid. Methods for preparation of such formulations will be apparent to those skilled in the art. Liposomal suspensions can also be used as pharmaceutically acceptable carriers. These can be prepared according to methods known to
25 those skilled in the art, for example, as described in U.S. Patent No. 4,522,811.

Oral or parenteral compositions can be formulated in dosage unit form for ease of administration and uniformity of dosage. Dosage unit form refers to physically discrete units suited as unitary dosages for the subject to be treated; each unit containing a predetermined quantity of active compound calculated to produce the desired therapeutic effect in
30 association with the required pharmaceutical carrier. The specification for the dosage unit forms of the invention are dictated by and directly dependent on the unique characteristics of

the active compound and the therapeutic effect to be achieved, and the limitations inherent in the art of compounding such an active compound for the treatment of individuals.

Furthermore, administration can be by periodic injections of a bolus, or can be made more continuous by intravenous, intramuscular or intraperitoneal administration from an external
5 reservoir (e.g., an intravenous bag).

Where adhesion to a tissue surface is desired the composition can include the drug dispersed in a fibrinogen-thrombin composition or other bioadhesive. The compound then can be painted, sprayed or otherwise applied to the desired tissue surface. Alternatively, the drugs can be formulated for parenteral or oral administration to humans or other mammals,
10 for example, in effective amounts, e.g., amounts that provide appropriate concentrations of the drug to target tissue for a time sufficient to induce the desired effect.

Where the active compound is to be used as part of a transplant procedure, it can be provided to the living tissue or organ to be transplanted prior to removal of tissue or organ from the donor. The compound can be provided to the donor host. Alternatively or, in
15 addition, once removed from the donor, the organ or living tissue can be placed in a preservation solution containing the active compound. In all cases, the active compound can be administered directly to the desired tissue, as by injection to the tissue, or it can be provided systemically, either by oral or parenteral administration, using any of the methods and formulations described herein and/or known in the art. Where the drug comprises part of
20 a tissue or organ preservation solution, any commercially available preservation solution can be used to advantage. For example, useful solutions known in the art include Collins solution, Wisconsin solution, Belzer solution, Eurocollins solution and lactated Ringer's solution.

In conjunction with the methods of the present invention, pharmacogenomics (i.e., the
25 study of the relationship between an individual's genotype and that individual's response to a foreign compound or drug) can be considered. Differences in metabolism of therapeutics can lead to severe toxicity or therapeutic failure by altering the relation between dose and blood concentration of the pharmacologically active drug. Thus, a physician or clinician can consider applying knowledge obtained in relevant pharmacogenomics studies in determining
30 whether to administer a drug as well as tailoring the dosage and/or therapeutic regimen of treatment with the drug.

Generally, an effective amount of dosage of active compound will be in the range of from about 0.1 to about 100 mg/kg of body weight/day, more preferably from about 1.0 to about 50 mg/kg of body weight/day. The amount administered will also likely depend on such variables as the type of surgery or invasive medical procedure, the overall health status of the patient, the relative biological efficacy of the compound delivered, the formulation of the drug, the presence and types of excipients in the formulation, and the route of administration. Also, it is to be understood that the initial dosage administered can be increased beyond the above upper level in order to rapidly achieve the desired blood-level or tissue level, or the initial dosage can be smaller than the optimum.

Nonlimiting doses of active compound comprise from about 0.1 to about 1500 mg per dose. Nonlimiting examples of doses, which can be formulated as a unit dose for convenient administration to a patient include: about 25 mg, about 50 mg, about 75 mg, about 100 mg, about 125 mg, about 150 mg, about 175 mg, about 200 mg, about 225 mg, about 250 mg, about 275 mg, about 300 mg, about 325, about 350 mg, about 375 mg, about 400 mg, about 425 mg, about 450 mg, about 475 mg, about 500 mg, about 525 mg, about 550 mg, about 575 mg, about 600 mg, about 625 mg, about 650 mg, about 675 mg about 700 mg, about 725 mg, about 750 mg, about 775 mg, about 800 mg, about 825 mg, about 850 mg, about 875 mg, about 900 mg, about 925 mg, about 950 mg, about 975 mg, about 1000 mg, about 1025 mg, about 1050, mg, about 1075 mg, about 1100 mg, about 1125 mg, about 1150 mg, about 1175 mg, about 1200 mg, about 1225 mg, about 1250 mg, about 1275 mg, about 1300 mg, about 1325 mg, about 1350 mg, about 1375 mg, about 1400 mg, about 1425 mg, about 1450 mg, about 1475 mg, and about 1500 mg. The foregoing doses are useful for administering the compounds of the present invention according to the methods of the present invention.

As is understood by one of ordinary skill in the art, generally, when dosages are described for a pharmaceutical active, the dosage is given on the basis of the parent or active moiety. Therefore, if a salt, hydrate, or another form of the parent or active moiety is used, a corresponding adjustment in the weight of the compound is made, although the dose is still referred to on the basis of the parent or active moiety delivered. As a nonlimiting example, if the parent or active moiety of interest is a monocarboxylic acid having a molecular weight of 250, and if the monosodium salt of the acid is desired to be delivered to be delivered at the same dosage, then an adjustment is made recognizing that the monosodium salt would have a molecular weight of approximately 272 (i.e. minus 1H or 1.008 atomic mass units and plus 1

Na or 22.99 atomic mass units). Therefore, a 250 mg dosage of the parent or active compound would correspond to about 272 mg of the monosodium salt, which would also deliver 250 mg of the parent or active compound. Said another way, about 272 mg of the monosodium salt would be equivalent to a 250 mg dosage of the parent or active compound.

5

Formulation Examples

I. Formulation for Intravenous Administration

	Ingredients	Amount
10	Antimicrobial Compound of the present invention	0.1 - 1500 total mg
	Dextrose, USP	50 mg/ml
	Sodium citrate, USP	1.60-1.75 mg/ml
	Citric Acid, USP	0.80-0.90 mg/ml
15	Water, USP	q.s

This formulation for intravenous administration is formulated by heating water for injection to about 60 °C. Next the sodium citrate, citric acid and dextrose are added and stirred until dissolved. A solution or aqueous slurry of the antimicrobial compound is added to the previous mixture and stirred until dissolved. The mixture is cooled to 25 °C with stirring.

20 The pH is measured and adjusted if necessary. Lastly the mixture is brought to the desired volume, if necessary, with water for injection. The mixture is filtered, filled into the desired container (vial, syringe, infusion container, etc.), over wrapped and terminally moist heat sterilized.

25 This formulation is useful for intravenous administration, either bolus or infusion, to a patient for treating, preventing, or reducing the risk of infection.

II. Lyophilisate for Reconstitution

Alternatively, the antimicrobial compound can be provided as a lyophilisate which can be reconstituted before intravenous or intramuscular administration.

Ingredient	mg per injection vial
-------------------	------------------------------

Antimicrobial Compound of the present invention	0.1 – 1500
Cyclodextrin	1500

Reconstitution solution for a volume to be administered of 50 ml (infusion): 5% aqueous glucose solution.

5 Reconstitution solution for a volume to be administered of 15 ml (bolus): 3.3% aqueous glucose solution.

The foregoing lyophilisate is useful for reconstitution and intravenous administration, either bolus or infusion, to a patient for treating, preventing, or reducing the risk of infection.

10 **III. Lyophilisate for Reconstitution**

Ingredient	mg per injection vial
Antimicrobial Compound of the present invention	0.1 -1500
soya lecithin	2250
Sodium cholate	1500

Reconstitution solution for a volume to be administered of 50 ml (infusion): 4% aqueous glucose solution.

15 Reconstitution solution for a volume to be administered of 15 ml (bolus): 2% aqueous glucose solution

The foregoing lyophilisate is useful for reconstitution and intravenous administration, either bolus or infusion, to a patient for treating, preventing, or reducing the risk of infection.

IV. Lyophilisate for Reconstitution

Ingredient	mg per injection vial
-------------------	------------------------------

Antimicrobial Compound of the present invention	0.1-1500
soya lecithin	900
Sodium glycocholate	540

Reconstitution solution for a volume to be administered of 15 ml (bolus): 3.3% aqueous glucose solution.

The foregoing lyophilisate is useful for reconstitution and intravenous administration, either
5 bolus or infusion, to a patient for treating, preventing, or reducing the risk of infection.

V. Tablet for Oral Administration

Ingredients	Per Tablet	Per 4000 Tablets
Antimicrobial Compound of the present invention	0.1 - 1500 mg	0.4 - 6000 g
Anhydrous Lactose, NF	110.45 mg	441.8 g
Microcrystalline Cellulose NF	80.0 mg	320.0 g
Magnesium Stearate	1.00 mg	4.0 g
Impalpable Powder NF		
Croscarmellose Sodium NF Type A	2.00 mg	8.0 g

The antimicrobial compound (any of the compounds equivalent to the desired delivery strength, e.g., 50 to 1500 mg per tablet) is premixed with 1/3 of the microcrystalline cellulose NF and 1/2 of the anhydrous lactose NF in a ribbon blender for 5 minutes at 20 RPM. To the premix is added the remaining 2/3 of the microcrystalline cellulose NF and the remaining 1/2 of the anhydrous lactose NF. This is blended for 10 minutes at 20 RPM. Crosscarmellose sodium is added to the blended powders and mixed for 5 minutes at 20 RPM. Finally the magnesium stearate is added to the mixture by passing through a 90 mesh screen and blended for an additional 5 minutes at 20 RPM. The lubricated mixture is compressed to provide tablets of 500 mg active ingredient.

These tablets are useful for oral administration to a patient for treating, prevention, or reducing the risk of infection.

6. Examples

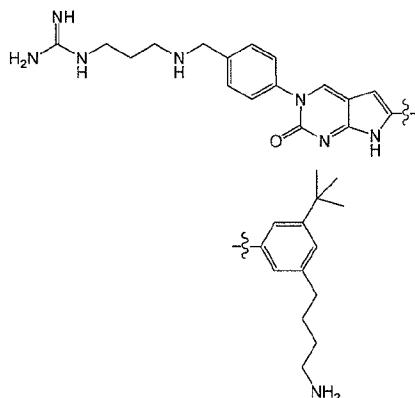
Nuclear magnetic resonance (NMR) spectra were obtained on a Bruker Avance 300 or Avance 500 spectrometer, or in some cases a GE–Nicolet 300 spectrometer. Common reaction solvents were either high performance liquid chromatography (HPLC) grade or American Chemical Society (ACS) grade, and anhydrous as obtained from the manufacturer unless otherwise noted. “Chromatography” or “purified by silica gel” refers to flash column chromatography using silica gel (EM Merck, Silica Gel 60, 230–400 mesh) unless otherwise noted.

The compounds or tautomers thereof, or pharmaceutically acceptable salts, esters or prodrugs of said compounds or tautomers of the present invention can be prepared using known chemical transformations adapted to the particular situation at hand.

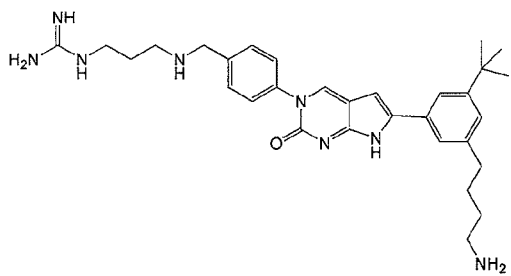
Some of the abbreviations used in the following experimental details of the synthesis of the examples are defined below: h or hr = hour(s); min = minute(s); mol = mole(s); mmol = millimole(s); M = molar; μ M = micromolar; g = gram(s); μ g = microgram(s); rt = room temperature; L = liter(s); mL = milliliter(s); Et₂O = diethyl ether; THF = tetrahydrofuran; DMSO = dimethyl sulfoxide; EtOAc = ethyl acetate; Et₃N = triethylamine; *i*-Pr₂NEt or DIPEA = diisopropylethylamine; CH₂Cl₂ = methylene chloride; CHCl₃ = chloroform; CDCl₃ = deuterated chloroform; CCl₄ = carbon tetrachloride; MeOH = methanol; CD₃OD = deuterated methanol; EtOH = ethanol; DMF = dimethylformamide; BOC = *t*-butoxycarbonyl; CBZ = benzyloxycarbonyl; TBS = *t*-

butyldimethylsilyl; TBSCl = *t*-butyldimethylsilyl chloride; TFA = trifluoroacetic acid; DBU = diazabicycloundecene; TBDPSCl = *t*-butyldiphenylchlorosilane; Hunig's Base = *N,N*-diisopropylethylamine; DMAP = 4-dimethylaminopyridine; CuI = copper (I) iodide; MsCl = methanesulfonyl chloride; NaN₃ = sodium azide; Na₂SO₄ = sodium sulfate;
 5 NaHCO₃ = sodium bicarbonate; NaOH = sodium hydroxide; MgSO₄ = magnesium sulfate; K₂CO₃ = potassium carbonate; KOH = potassium hydroxide; NH₄OH = ammonium hydroxide; NH₄Cl = ammonium chloride; SiO₂ = silica; Pd-C = palladium on carbon; Pd(dppf)Cl₂ = dichloro[1,1'-bis(diphenylphosphino)ferrocene] palladium (II).

Exemplary compounds synthesized in accordance with the invention are listed in
 10 Table 1, Table 2, Table 2a and Table 2aa. A bolded or dashed bond is shown to indicate a particular stereochemistry at a chiral center, whereas a wavy bond indicates that the substituent can be in either orientation or that the compound is a mixture thereof. It should also be known that in the interest of conserving space, the chemical structures of some compounds have been split into two parts with the two points of connection each being
 15 indicated by a bond crossed by a wavy line. See, e.g. compound 1, which was drawn in two parts as:



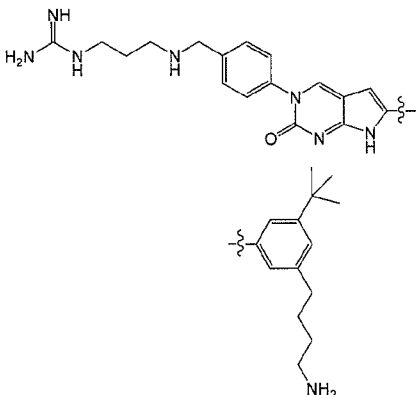
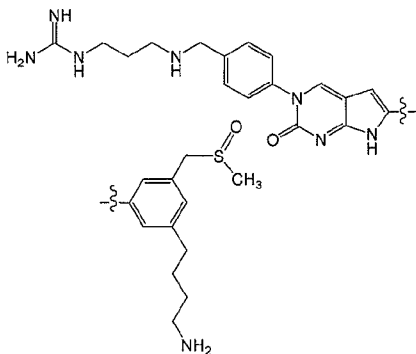
but corresponds to the complete chemical structure:

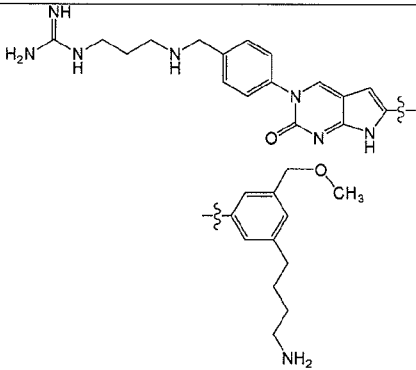
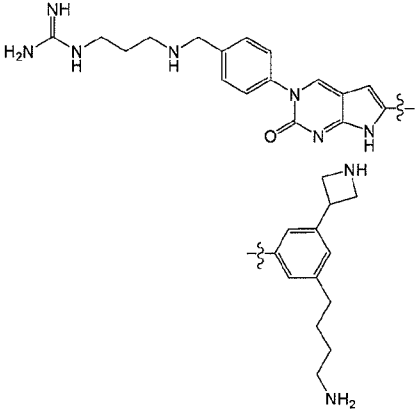
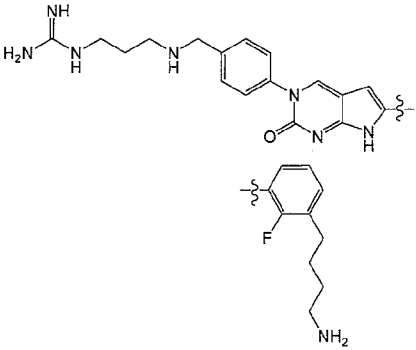


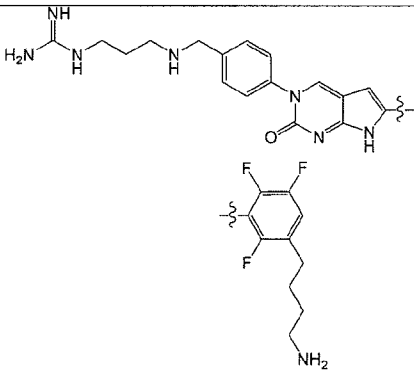
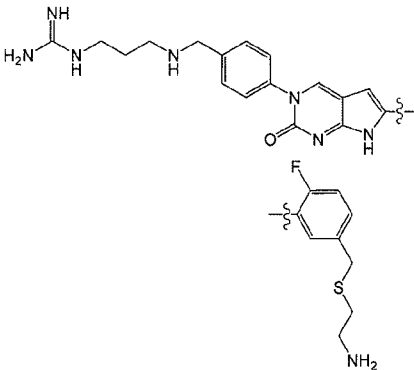
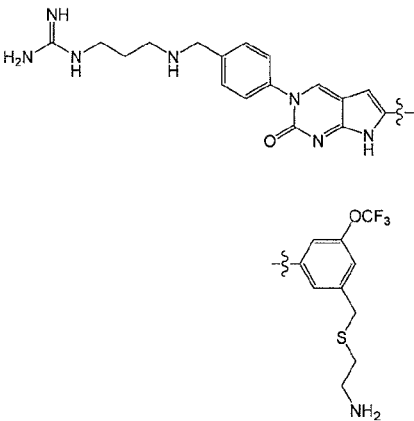
The compounds of the present invention can be prepared, formulated, and delivered as salts, esters, and prodrugs. For convenience, the compounds are generally shown without indicating a particular salt, ester, or prodrug form.

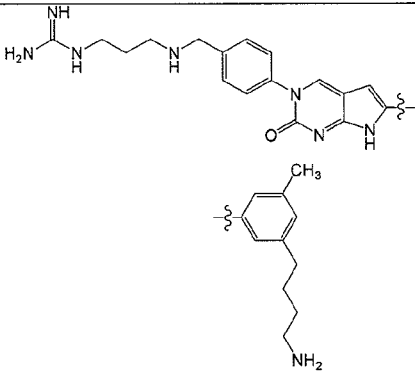
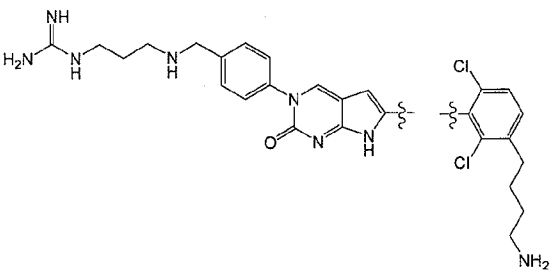
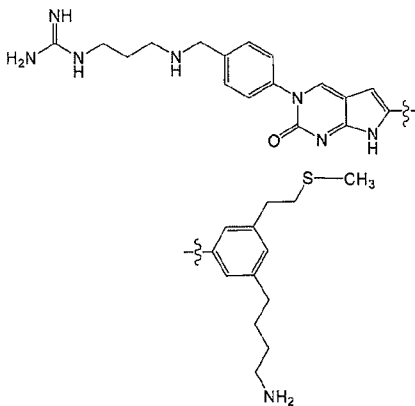
Compounds of the present invention are shown in Table 1, Table 2, Table 2a, and
 5 Table 2aa. LCMS (liquid chromatography mass spectral) data are provided, where available. When data is not available this is indicated by "NA". The LCMS data are provided using the convention for m/z in the format, $[M + H]^+$, except where otherwise indicated.

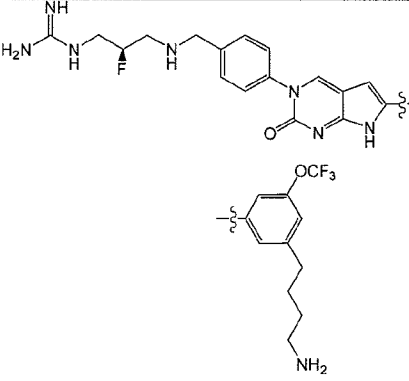
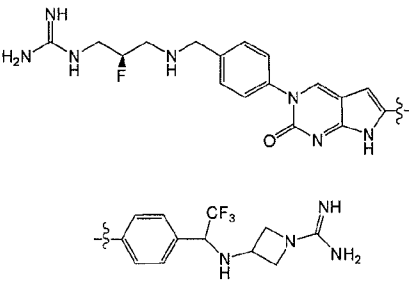
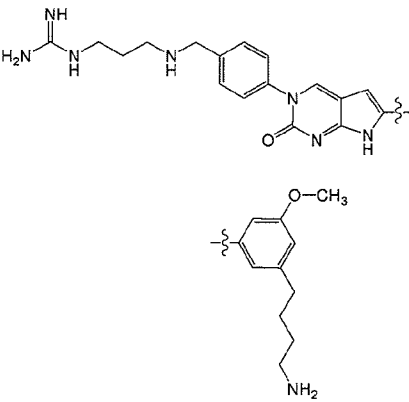
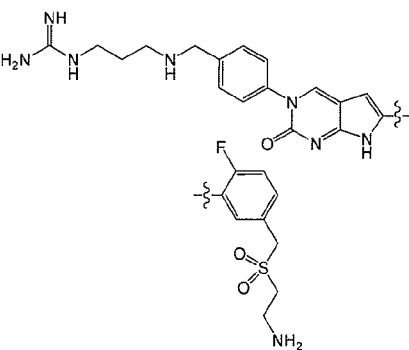
Table 1

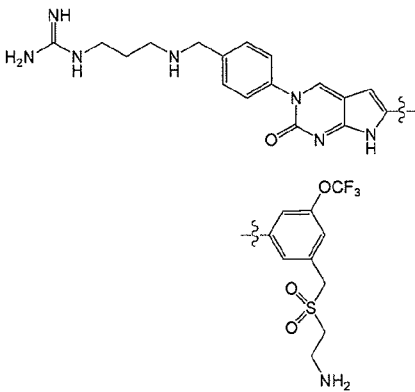
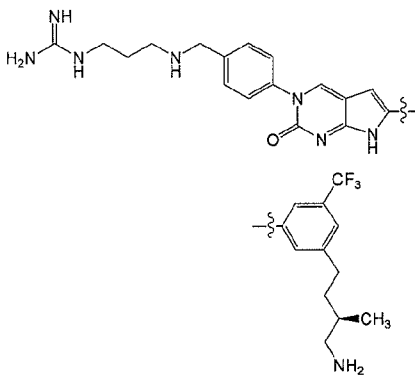
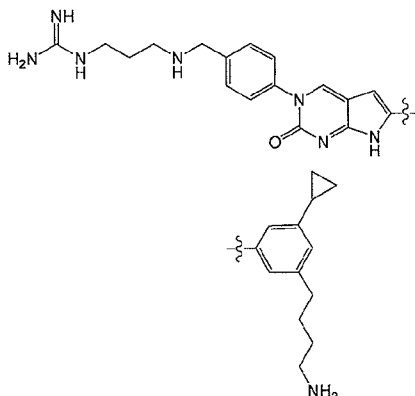
Comp. No.	Structure	LCMS
1		543.1
2		563.1
3		531.1

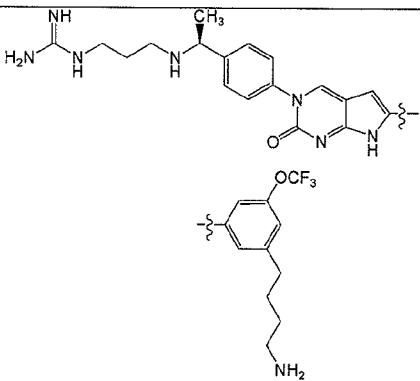
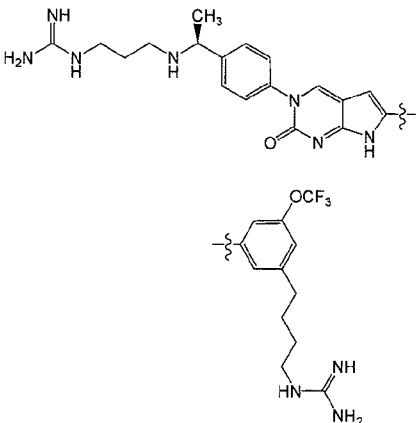
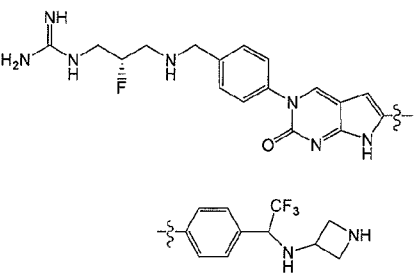
		
4		542.1
5		505.2
6		541.1

		
7		523.1
8		589.1
9		501.1

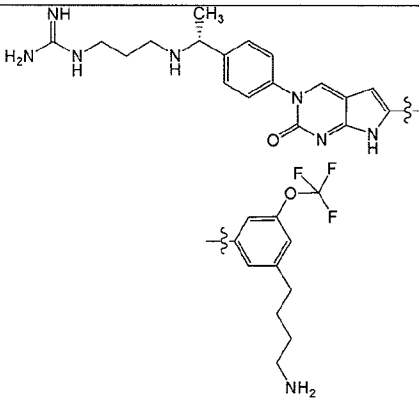
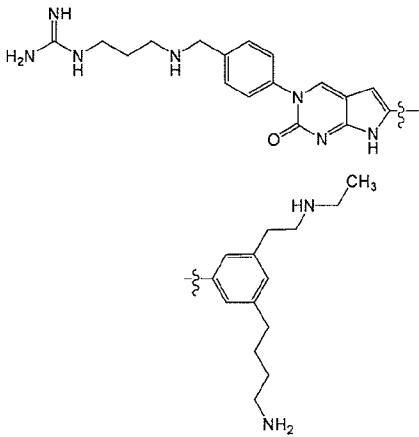
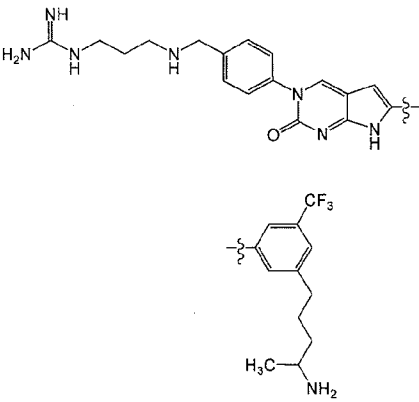
		
10		555.1
11		561.1
12		589.1

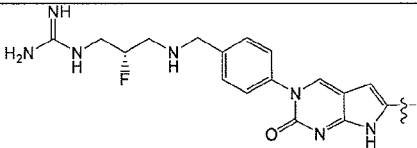
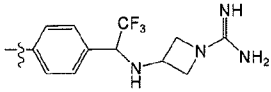
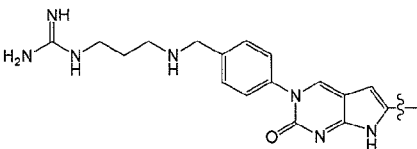
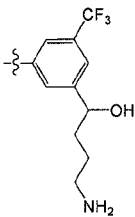
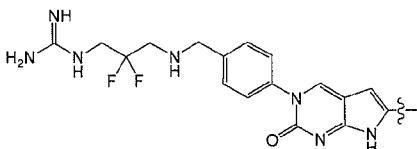
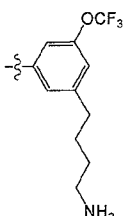
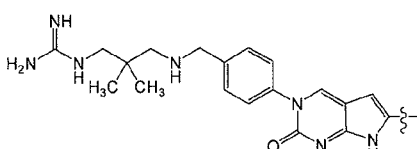
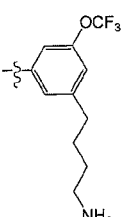
		
13		628.2
14		517.1
15		555.1

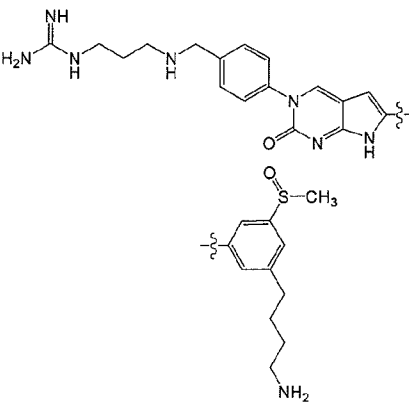
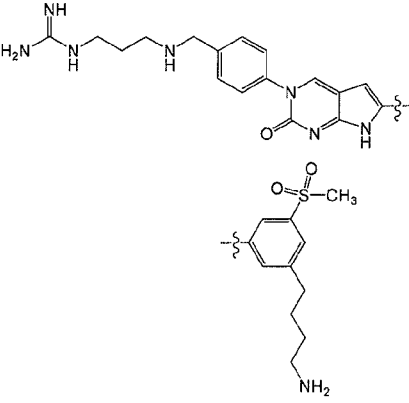
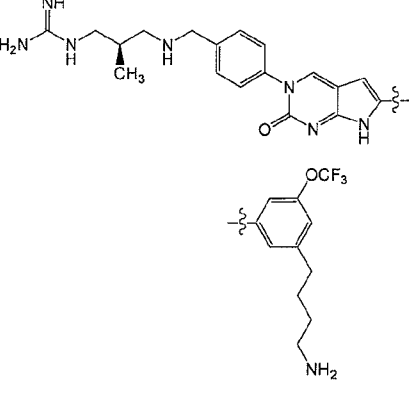
16		621.1
17		569.1
18		527.2
19		585.1

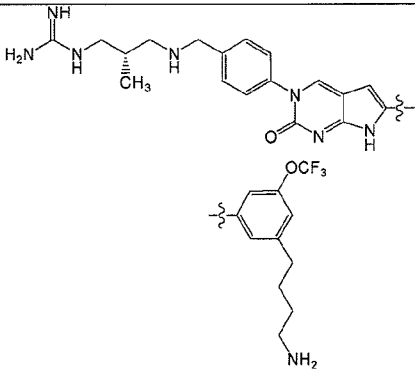
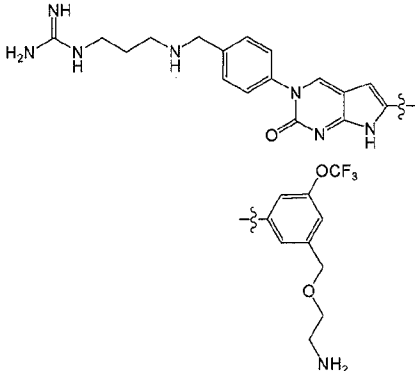
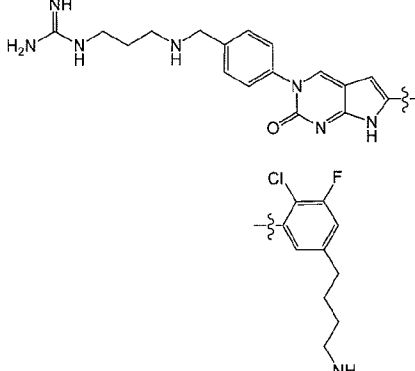
		
20		627.2
21		586.1
22		593.1

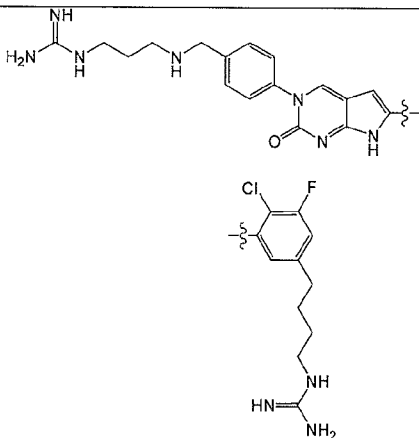
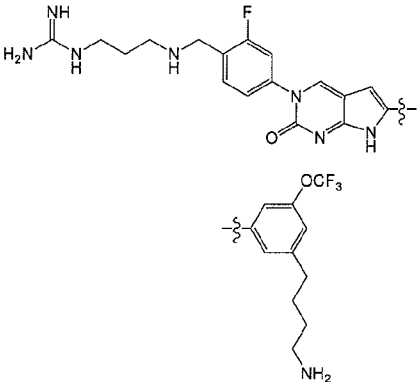
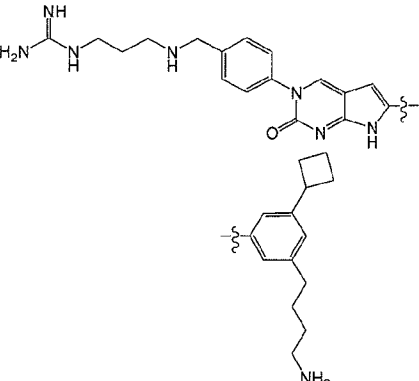
23		539.1
24		507.1
25		585.1

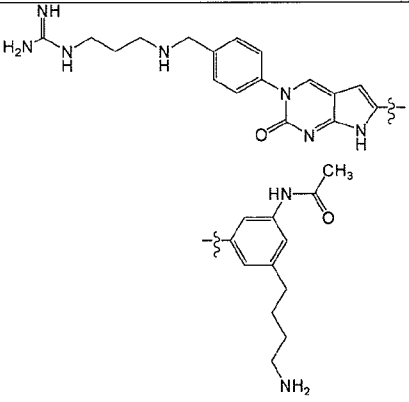
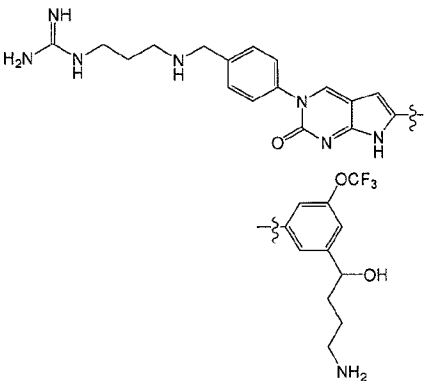
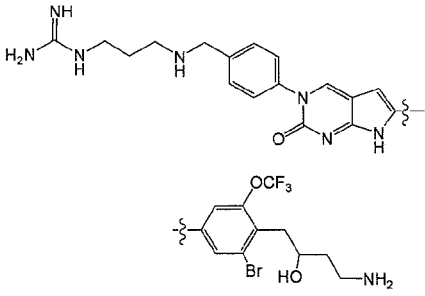
		
26		558.3
27		569.2
28		628.1

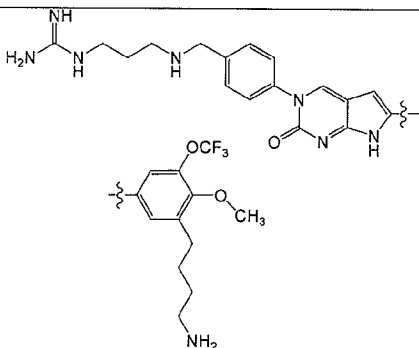
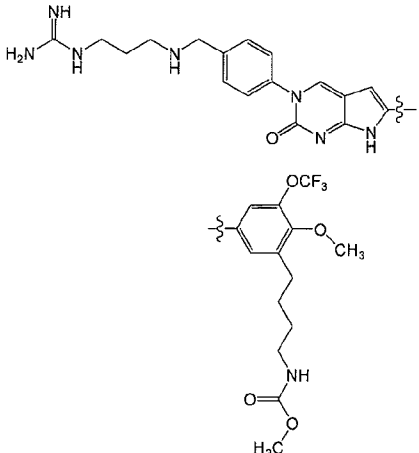
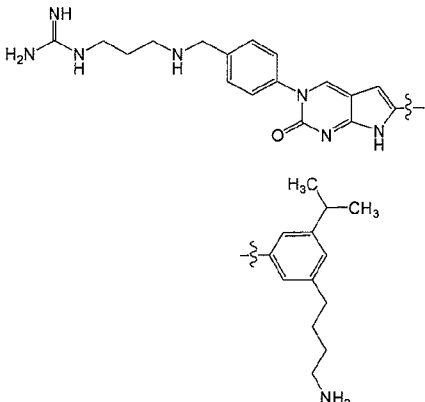
	 	
29	 	571.2
30	 	607.1
31	 	599.1

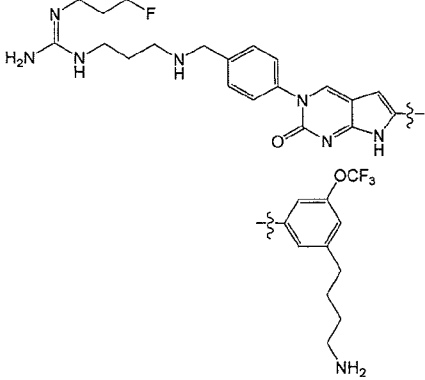
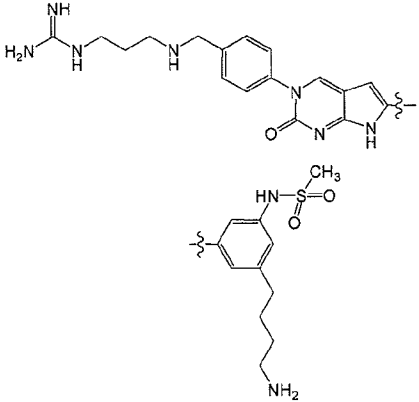
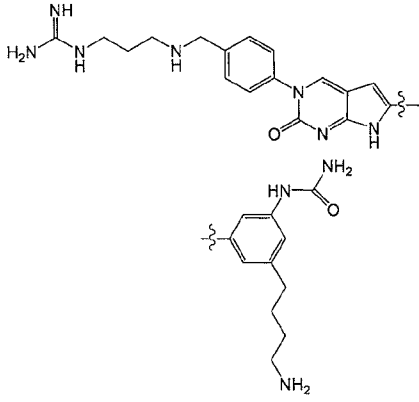
32		549.1
33		565.1
34		585.1
35		585.1

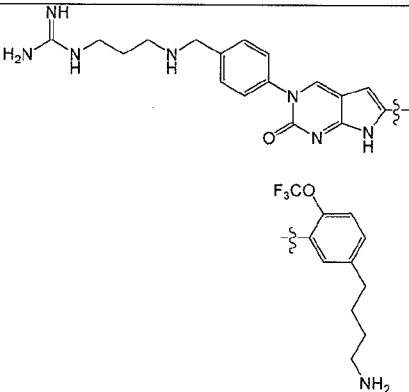
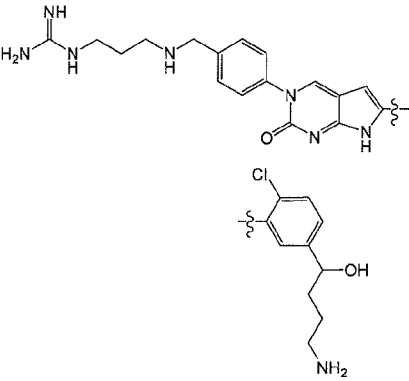
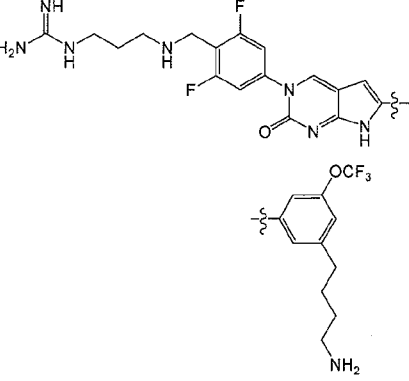
		
36		573.0
37		539.0
38		581.1

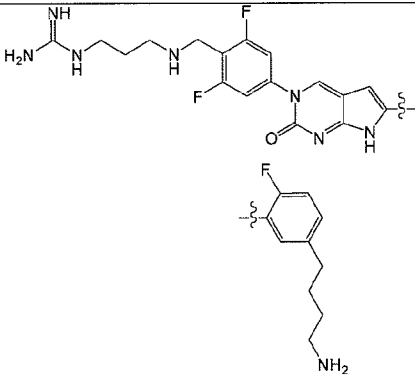
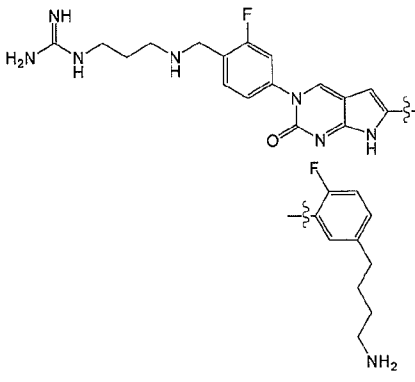
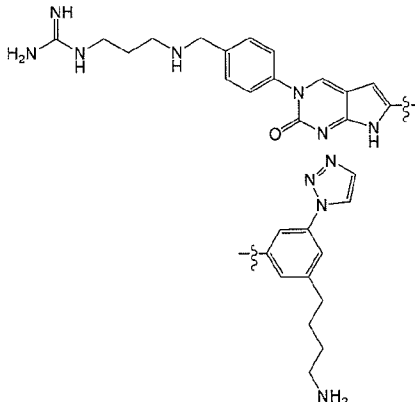
		
39		589.0
40		541.1
41		544.4

		
42		587.1
43		666.9
44		601.1

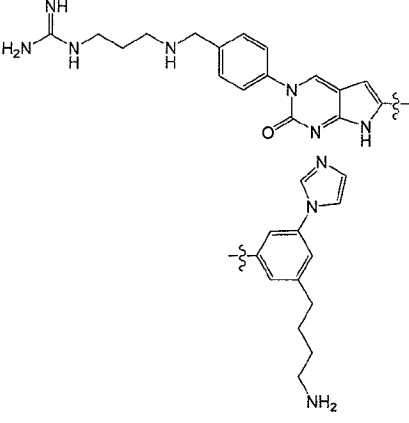
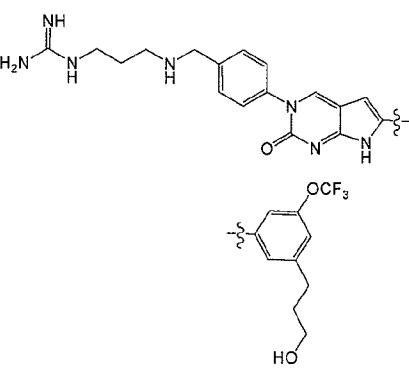
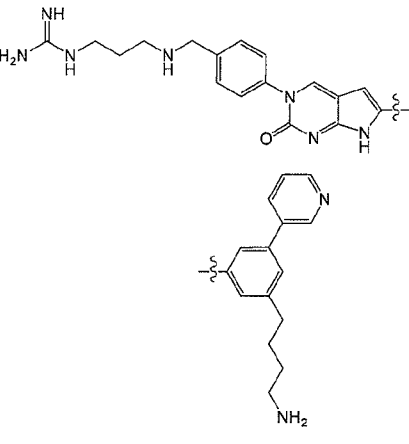
		
45		659.0
46		529.1
47		631.1

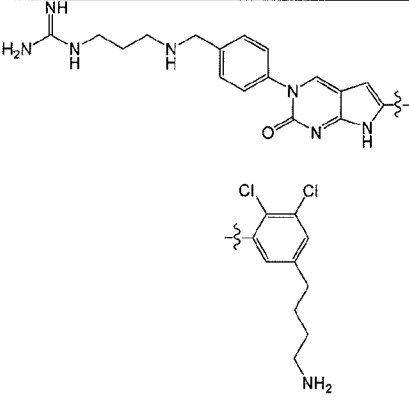
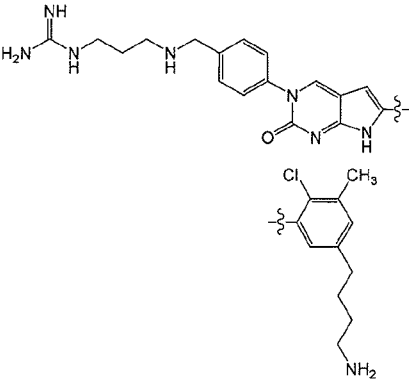
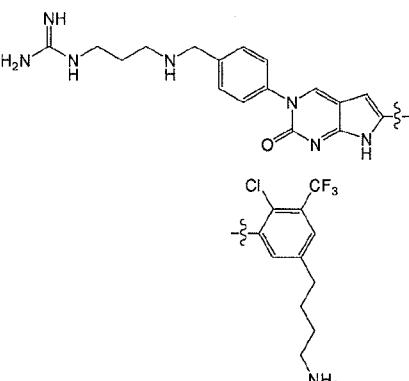
		
48		580.0
49		545.0
50		571.1

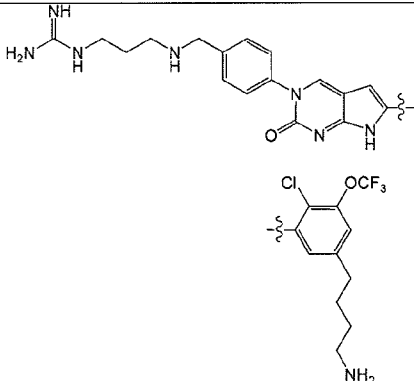
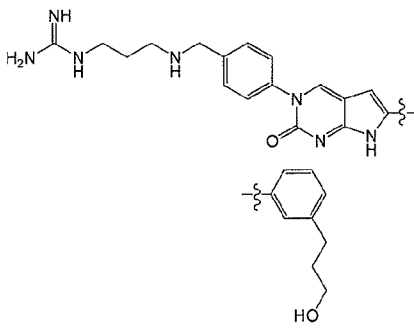
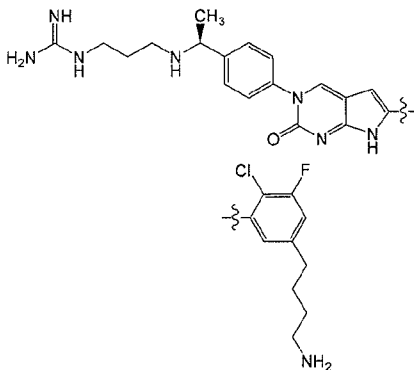
		
51		537.0
52		607.1
53		541.1

		
54		523.1
55		554.1
56		596.1

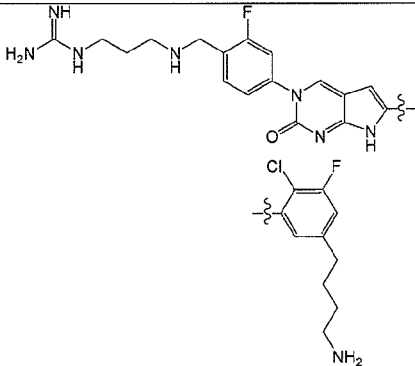
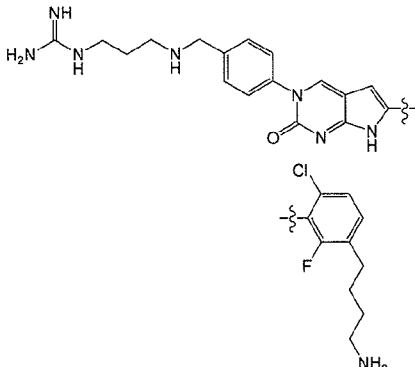
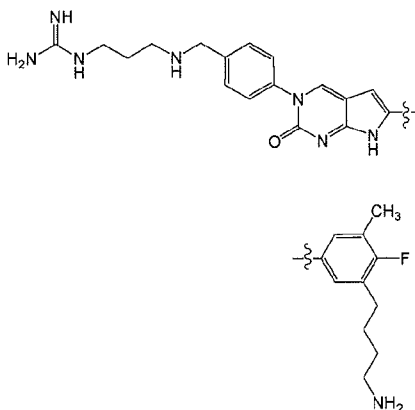
57		
58		589.0
59		553.0

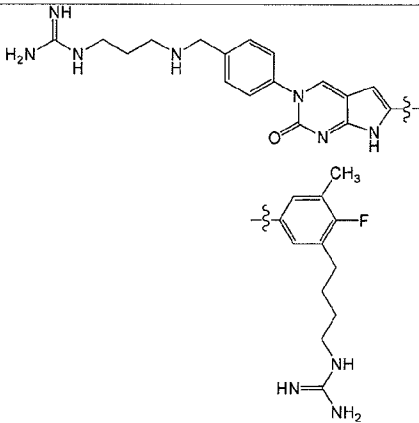
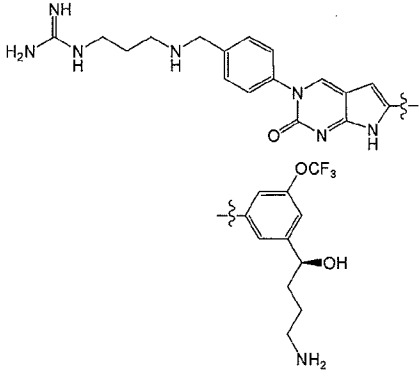
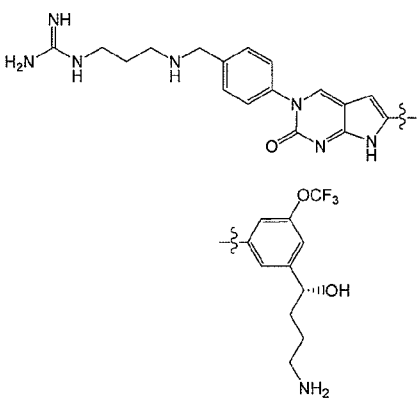
		
60		558.1
61		564.3
62		555.1

		
63		535.0
64		589.0
65		605.0

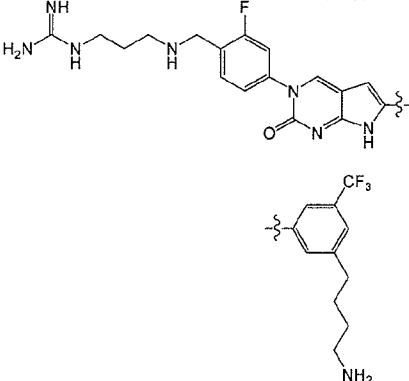
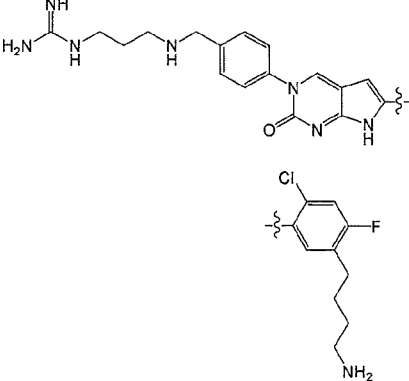
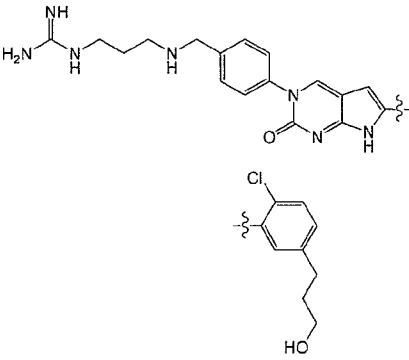
		
66		474.1
67		553.1
68		605.3

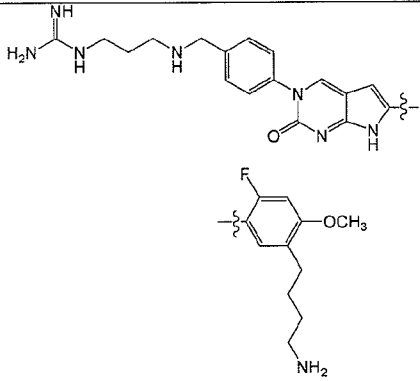
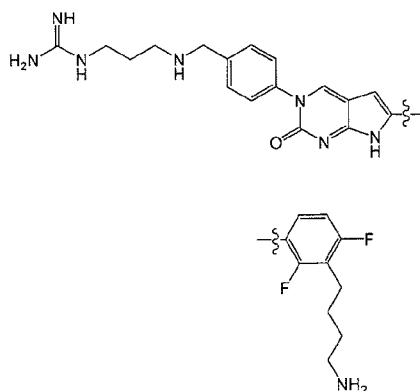
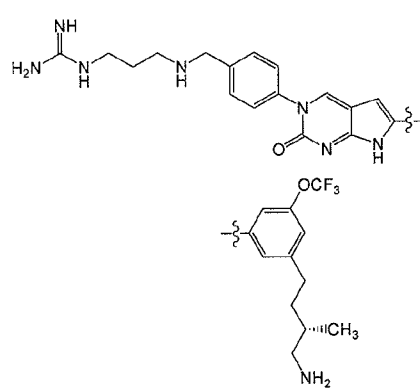
69	 	601.0
70	 	587.1
71		557.0

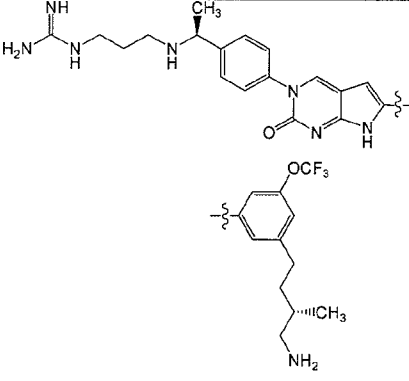
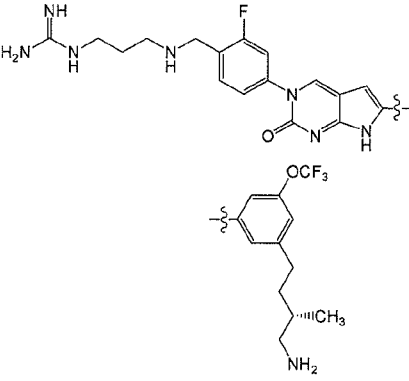
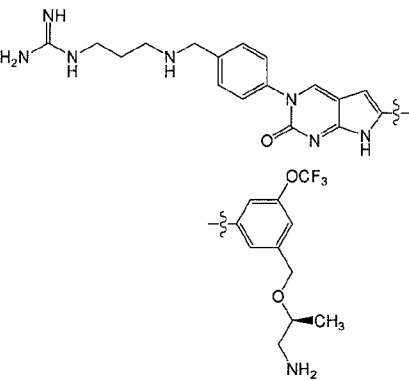
		
72		
73		519.1
74		561.1

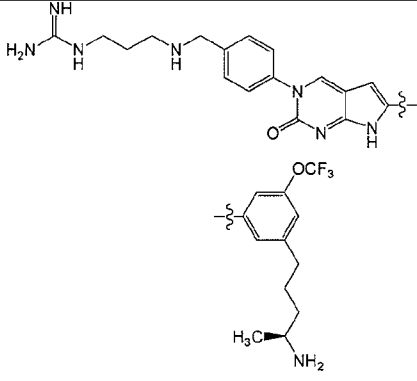
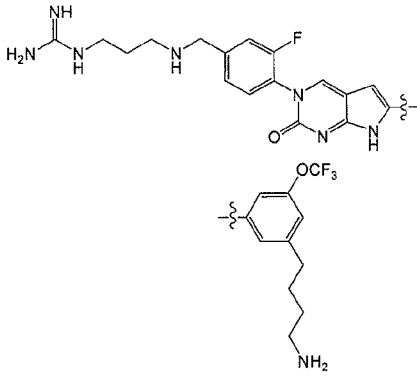
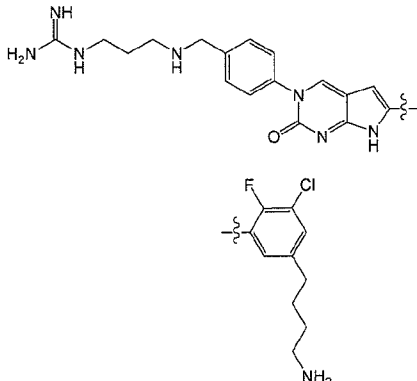
		
75		587.0
76		587
77		547.1

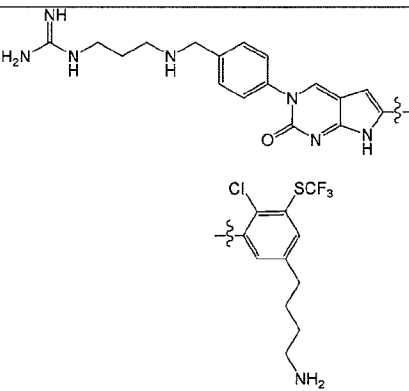
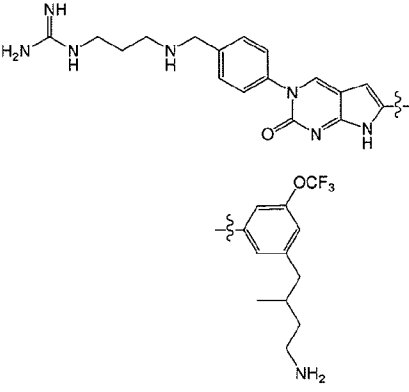
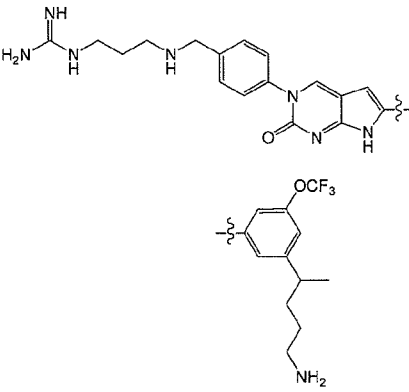
78		543.1
79		503.2
80		573.1

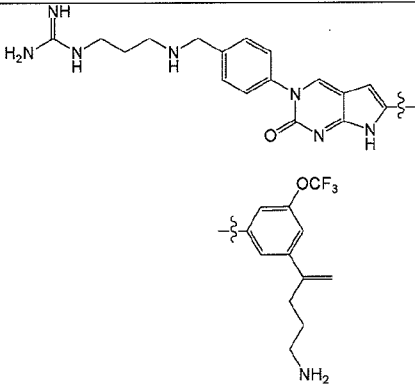
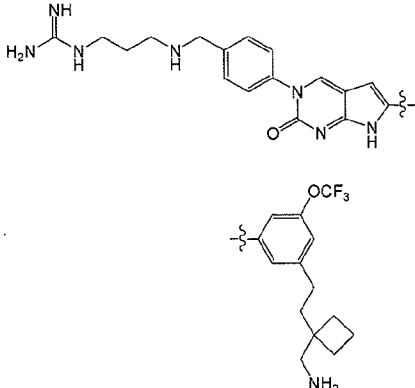
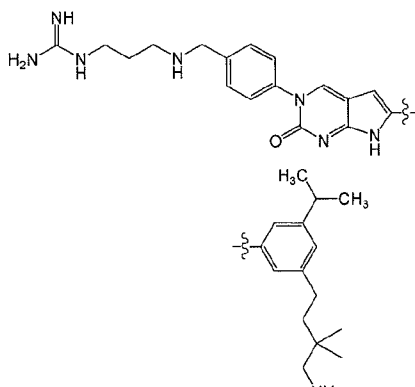
		
81		539.0
82		508.0
83		535.1

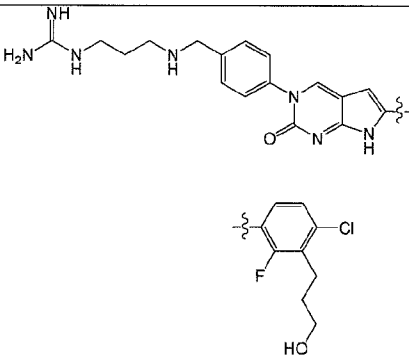
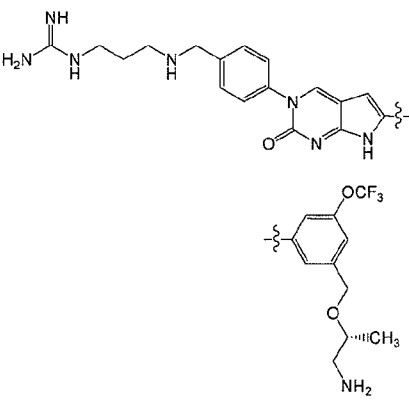
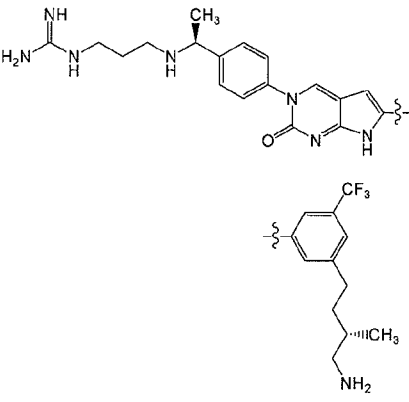
		
84		523.0
85		585.1
86		599.1

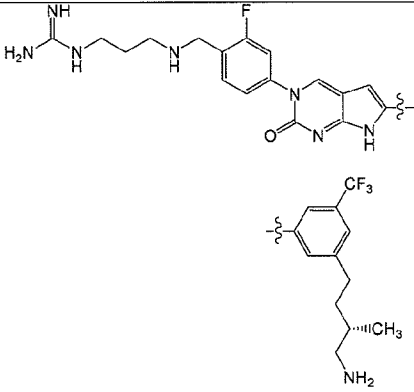
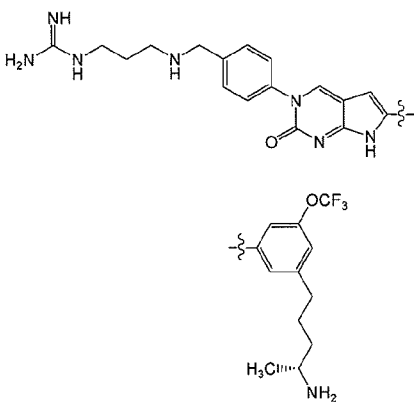
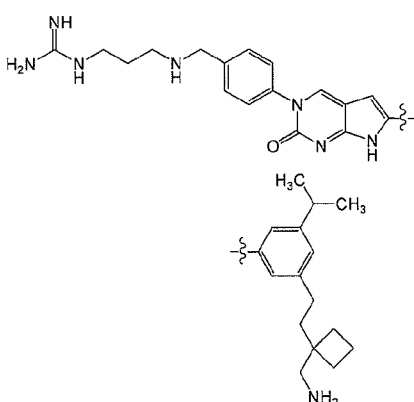
		
87		603.3
88		587.0
89		585.0

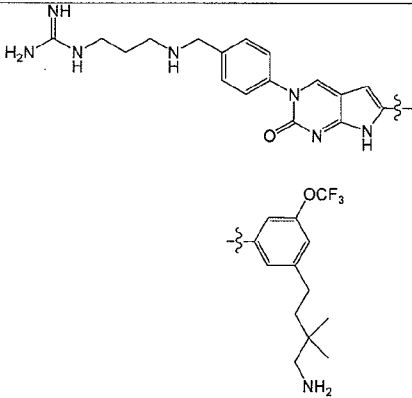
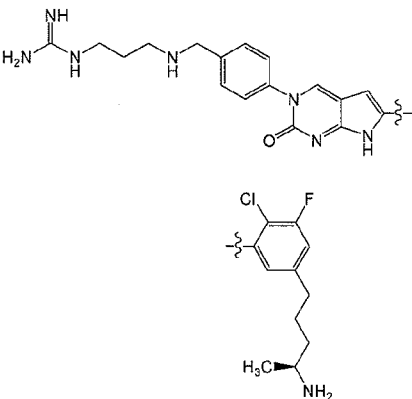
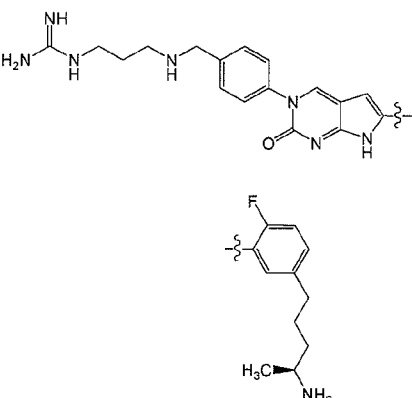
		
90		589.1
91		539.0
92		621.0

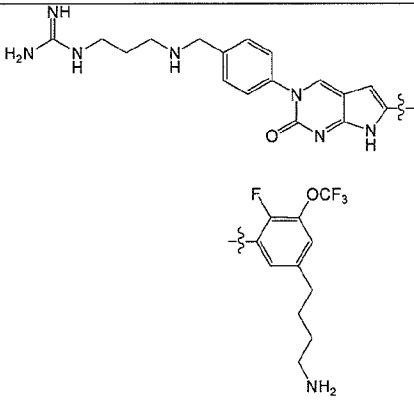
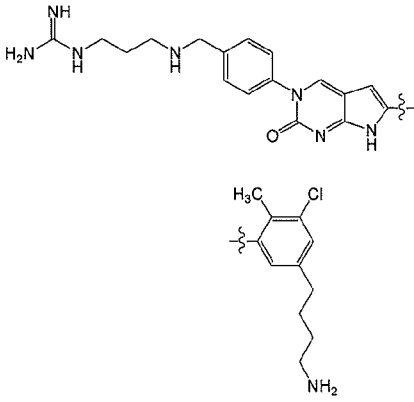
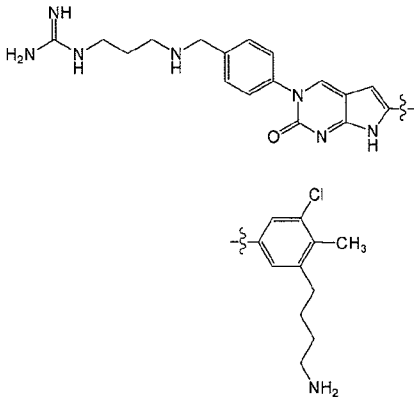
		
93		585.1
94		585.5
95		583.5

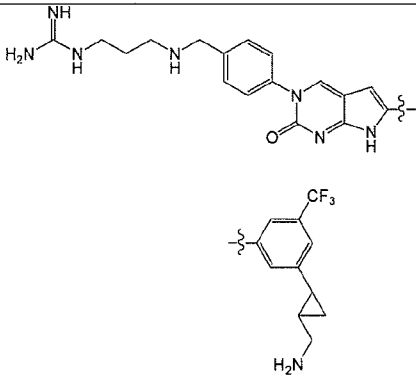
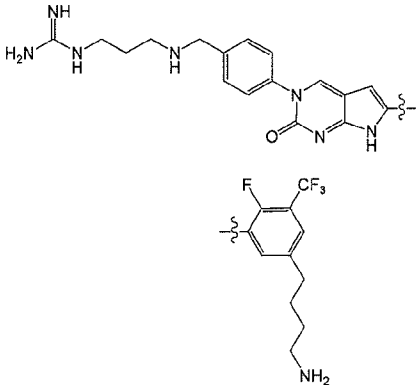
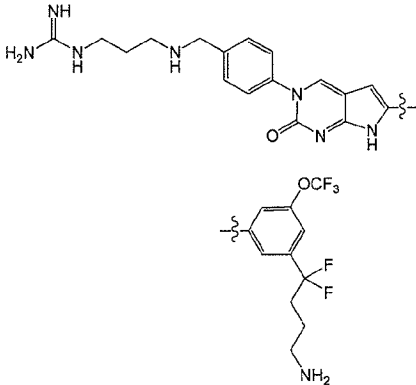
		
96		611.0
97		557.0
98		539.0

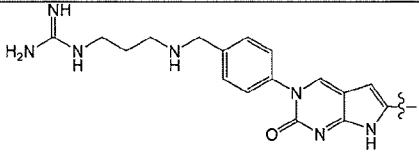
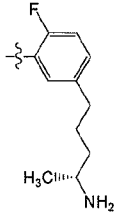
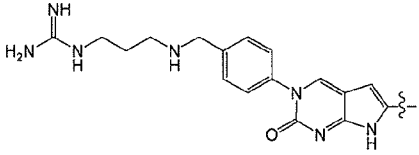
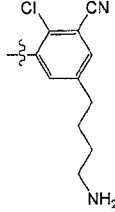
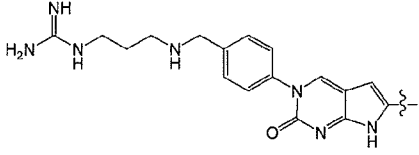
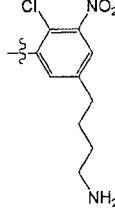
		
99		587.1
100		583.1
101		587.1

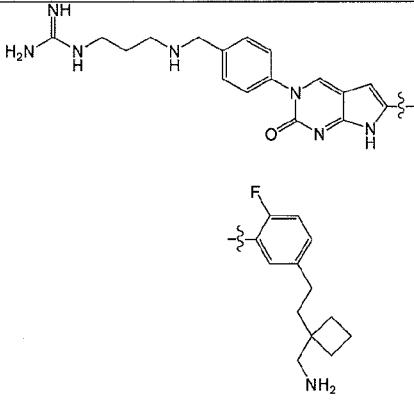
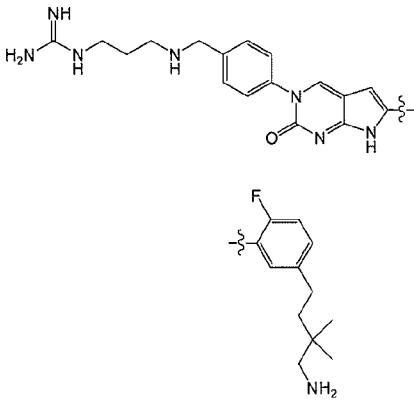
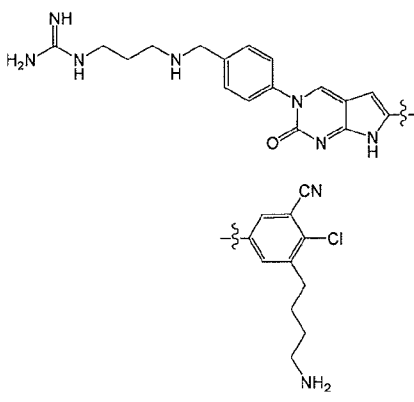
		
102		585.0
103		569.0
104		599.0

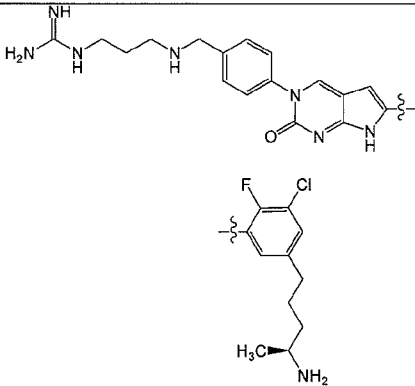
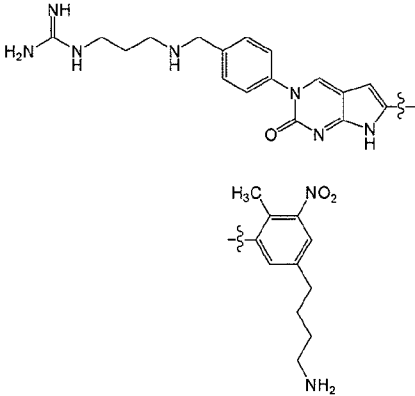
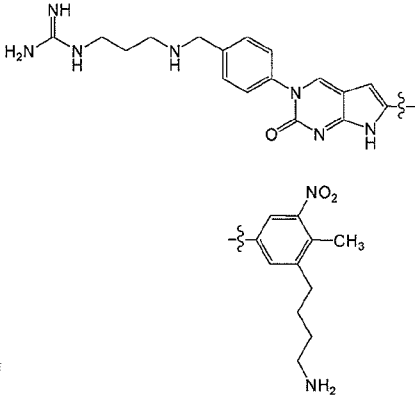
		
105		553.1
106		519.1
107		589.0

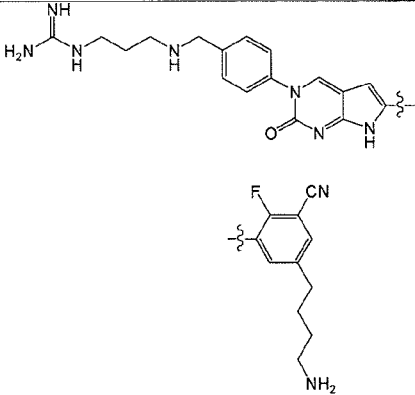
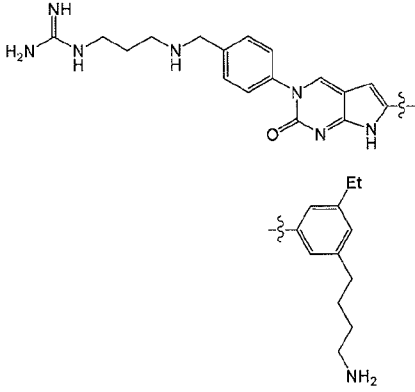
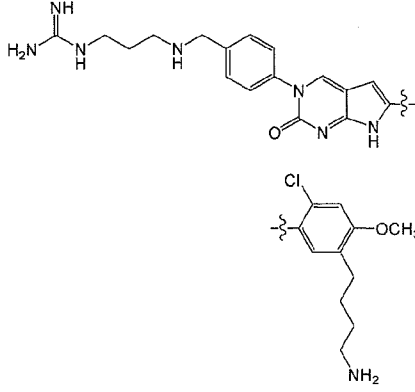
		
108		535.1
109		535.1
110		553.1

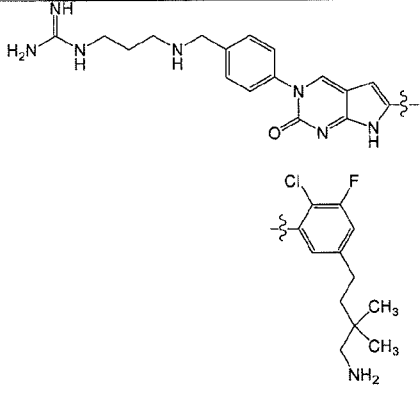
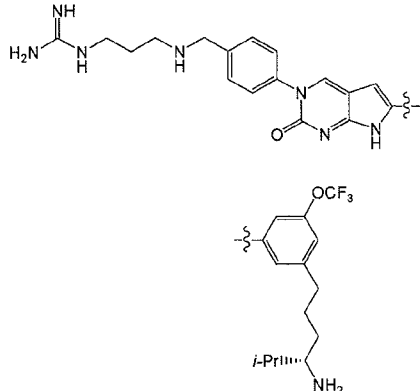
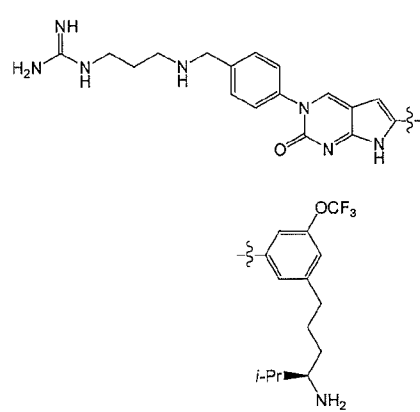
		
111		573.1
112		607.1
113		519.1

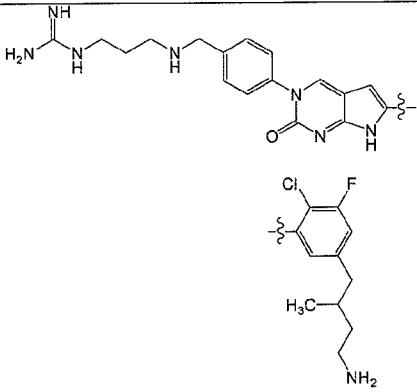
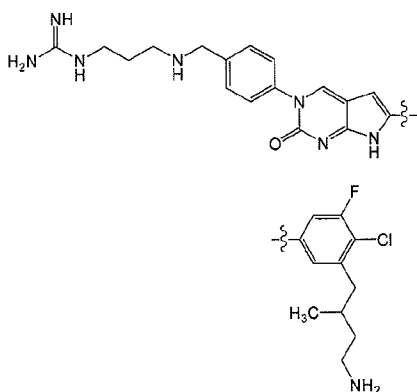
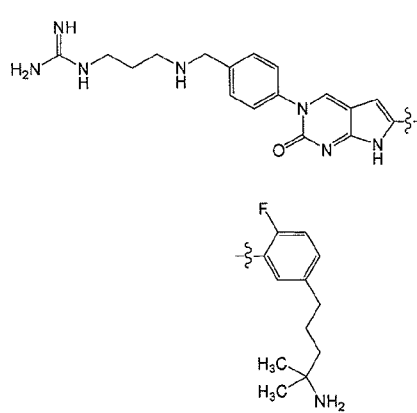
	 	
114	 	546.0
115	 	566.1
116		545.0

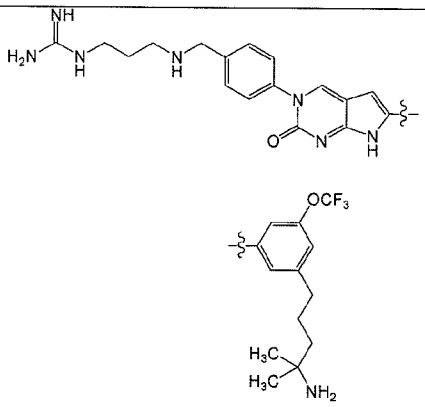
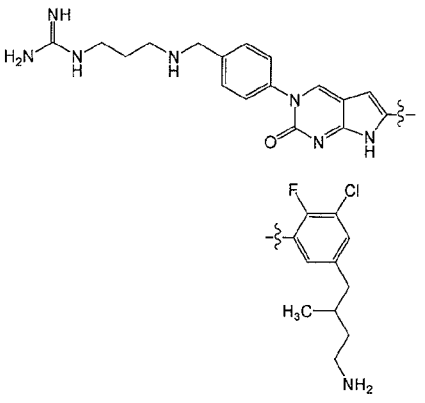
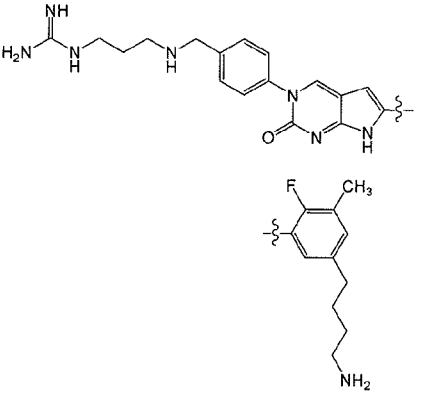
		
117		533.0
118		546.0
119		553.1

		
120		546.1
121		546.0
122		530.1

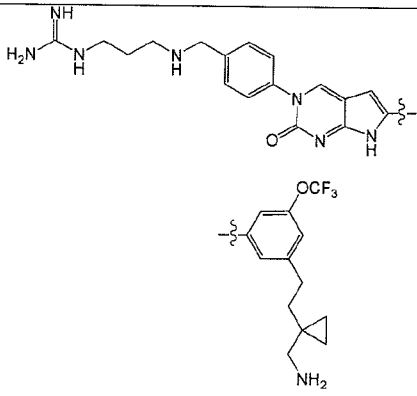
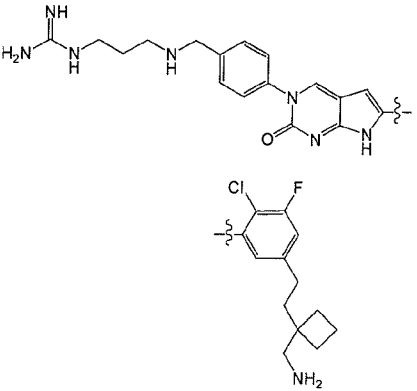
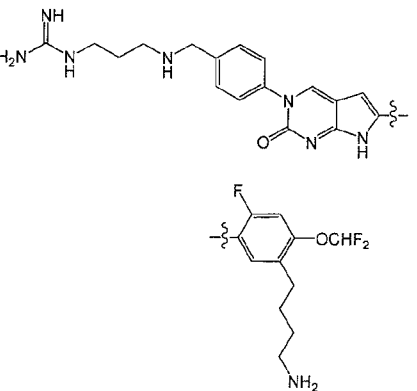
		
123		515.1
124		
125		567.0

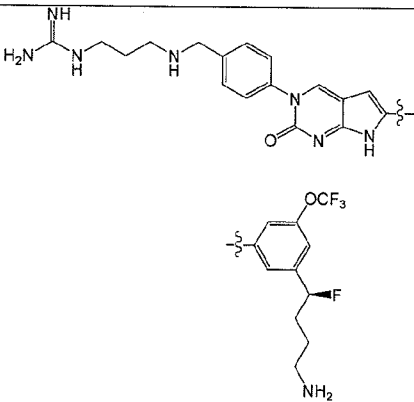
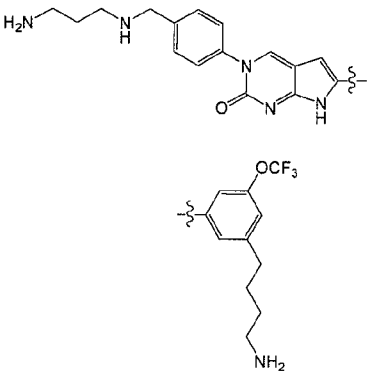
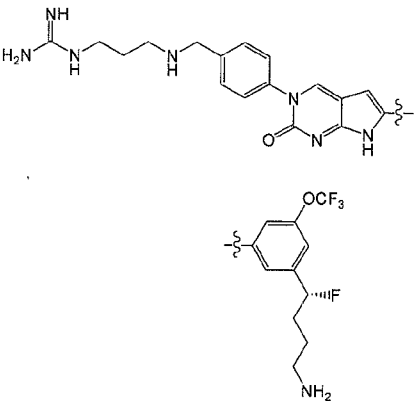
		
126		613.1
127		613.1
128		553.1

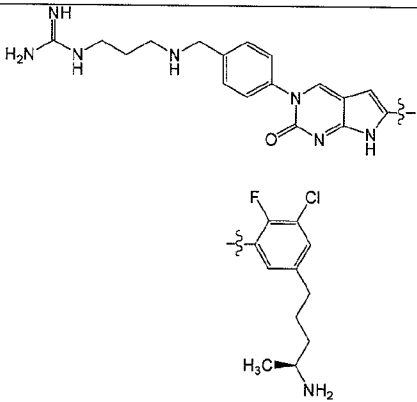
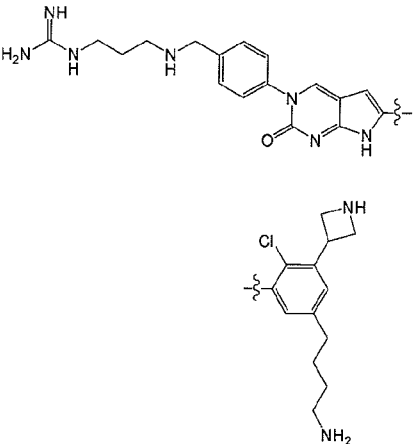
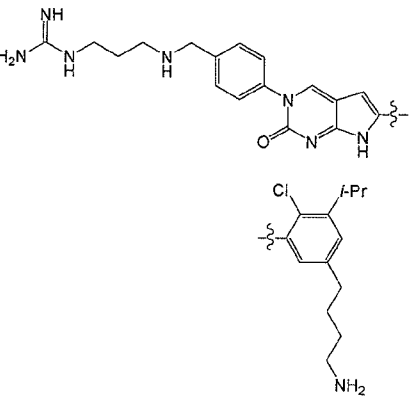
		
129		552.9
130		533.1
131		599.0

		
132		553.0
133		519.0
134		526.1

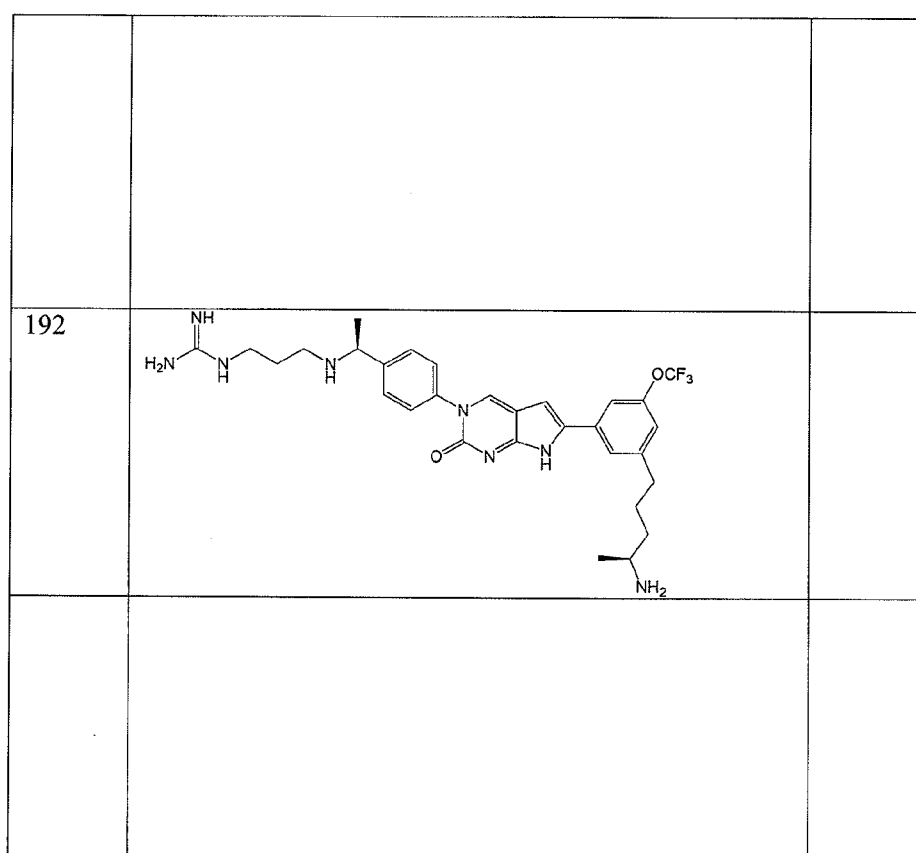
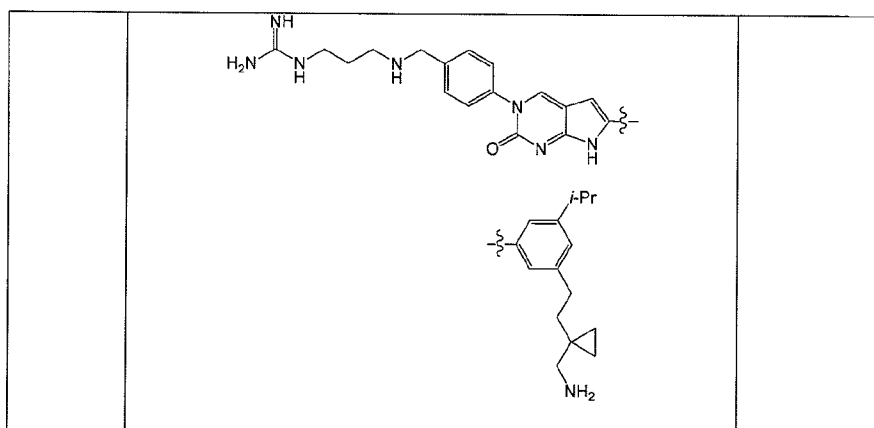
135		533.1
136		531.0
137		597.0

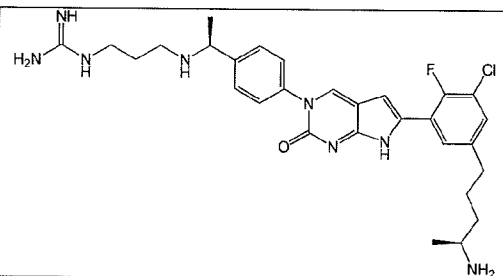
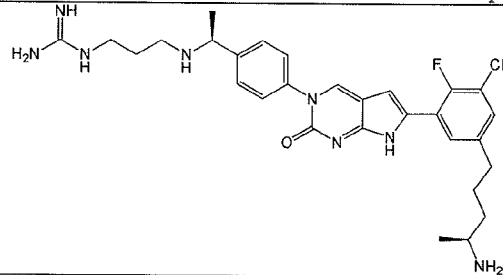
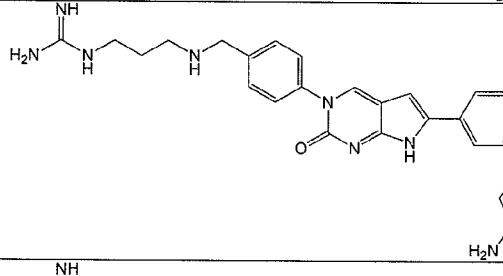
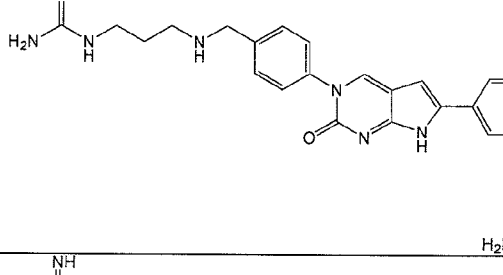
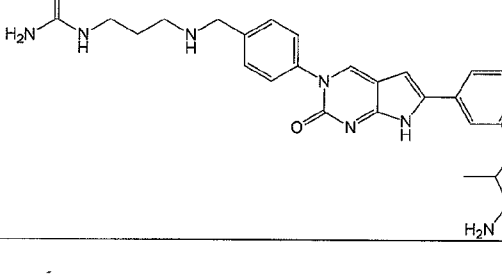
		
138		579.0
139		571.0
140		589.0

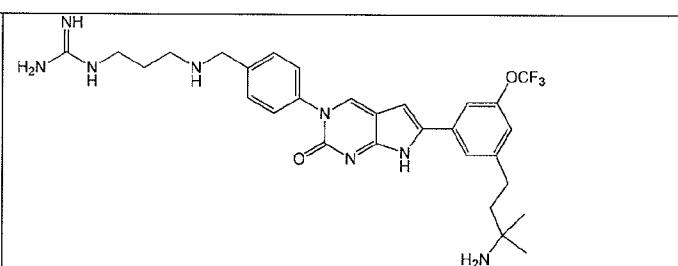
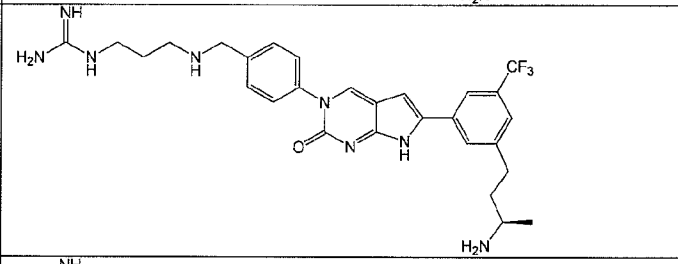
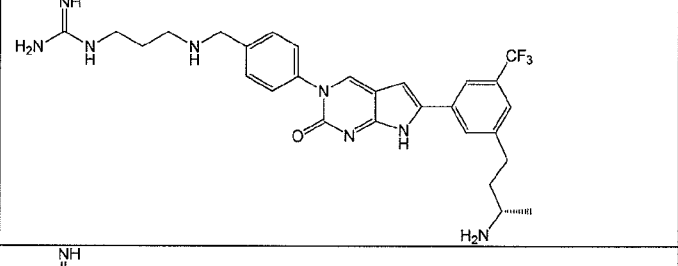
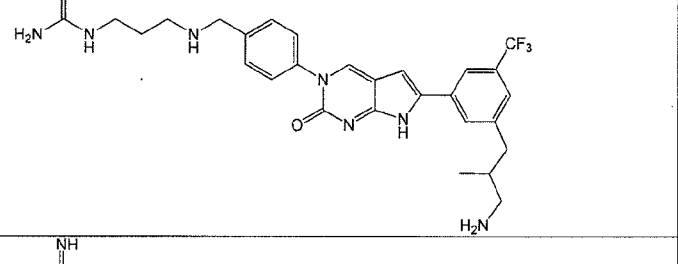
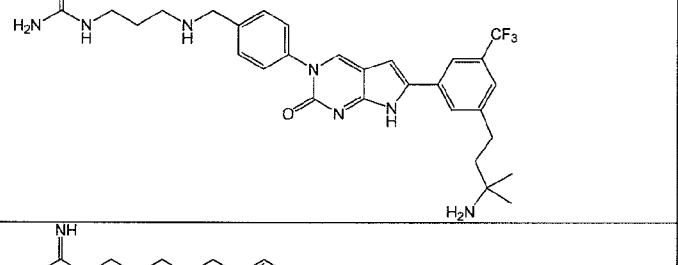
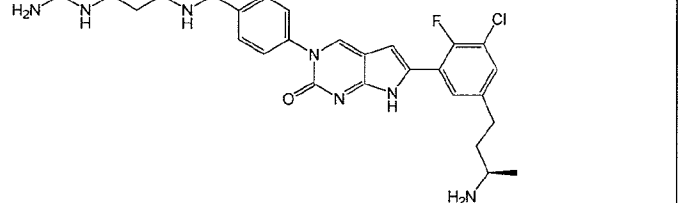
		
141		529.0
142		589.0
143		511.0

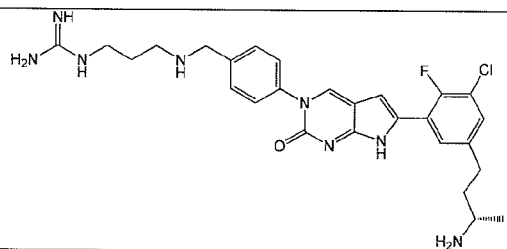
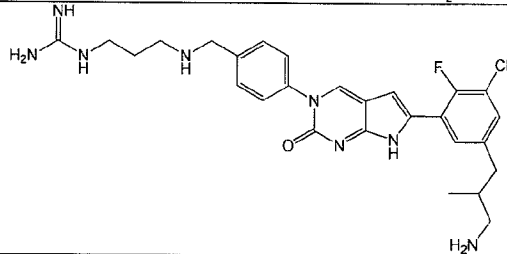
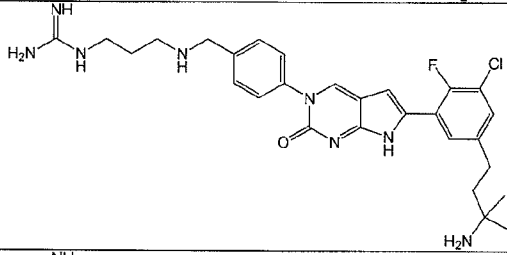
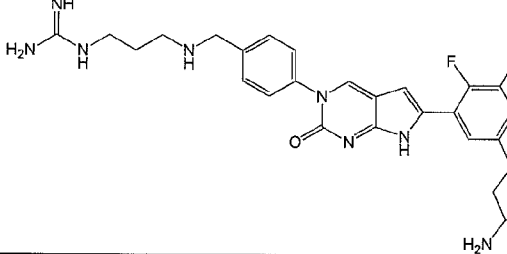
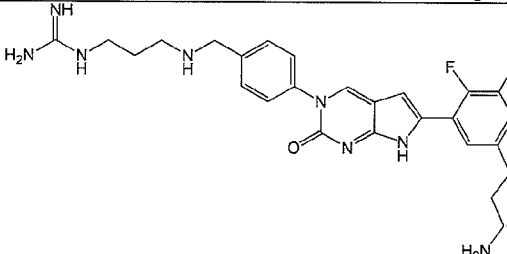
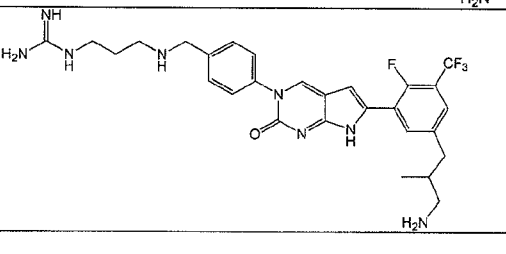
		
144		576.1
145		
146		611.1

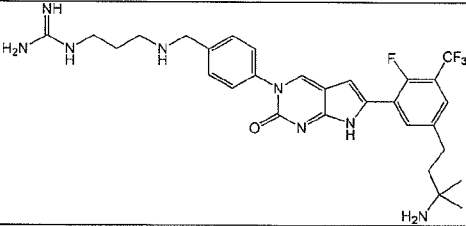
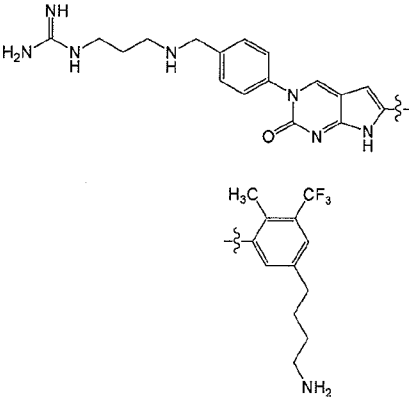
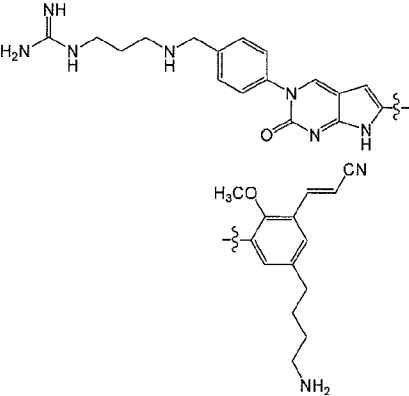
147	 	519.1
148	 	525.0
149		555.0

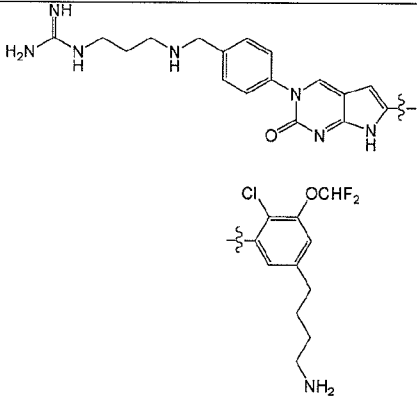
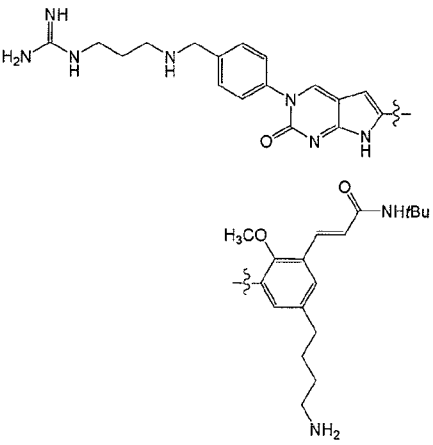
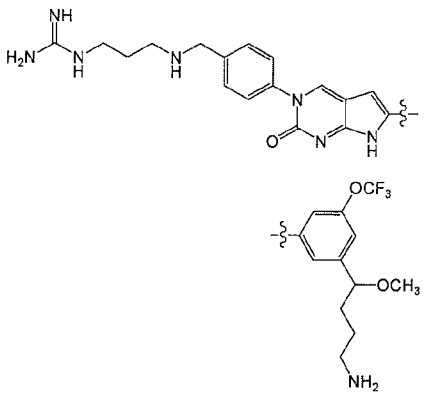


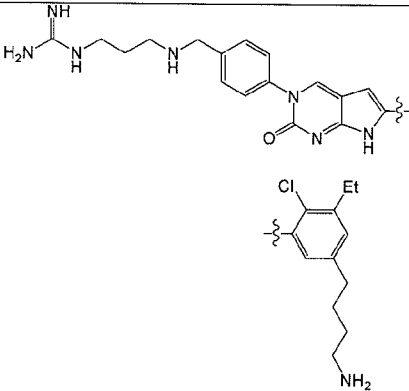
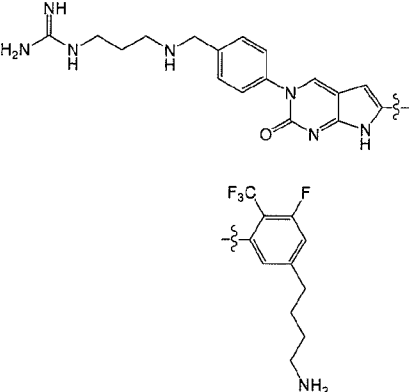
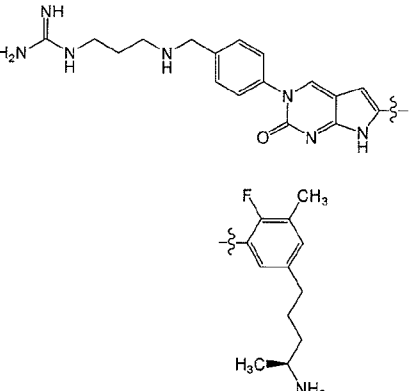
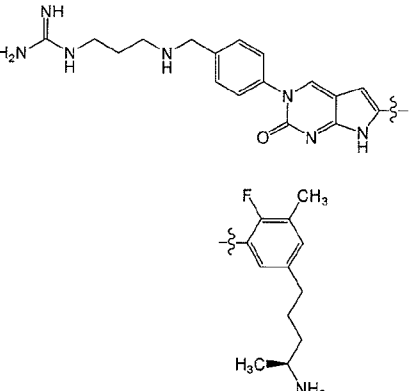
194		
195		
196		
197		
198		

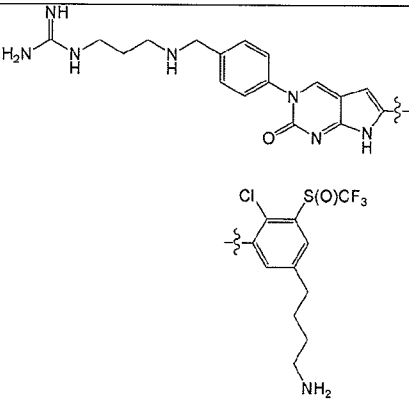
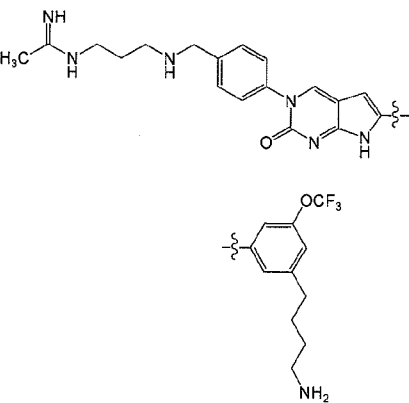
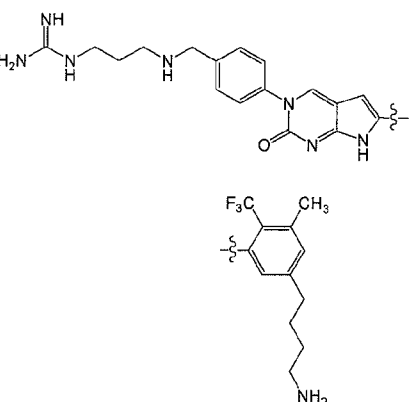
199		
200		
201		
202		
203		
204		

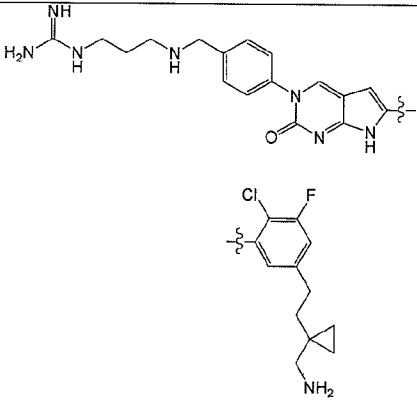
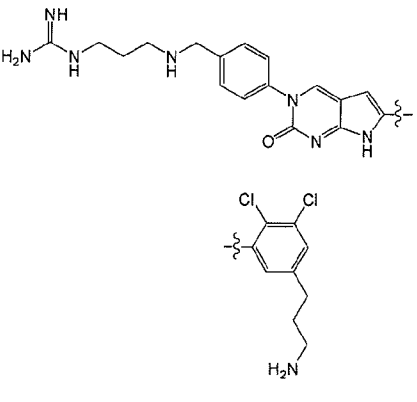
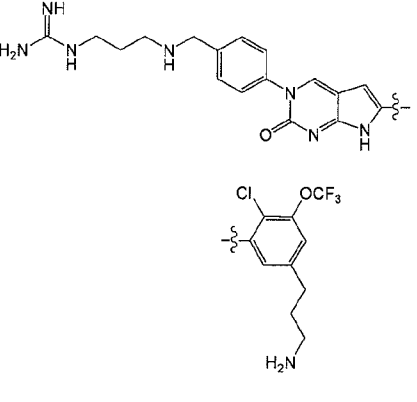
205		
206		
207		
208		
209		
210		

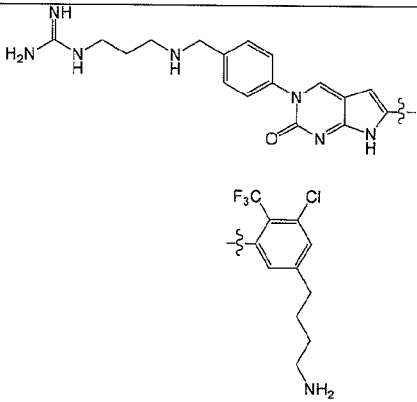
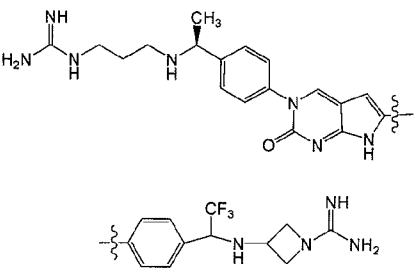
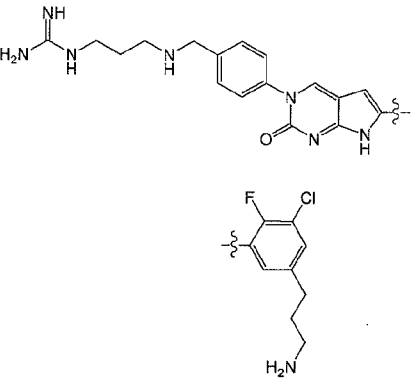
211		
212		569.0
213		568.1
214		587.1

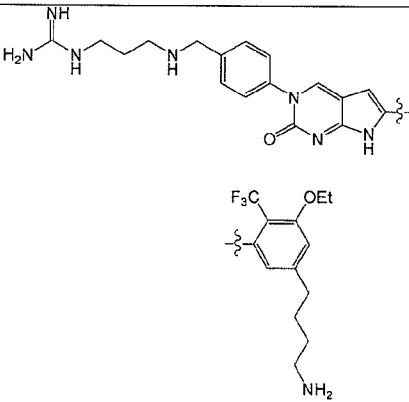
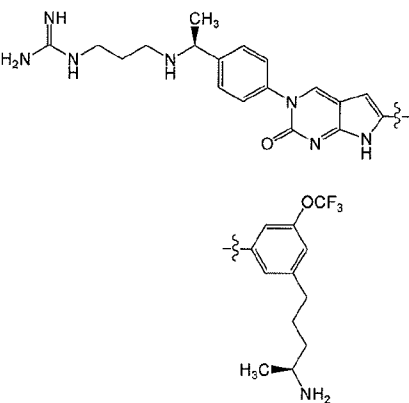
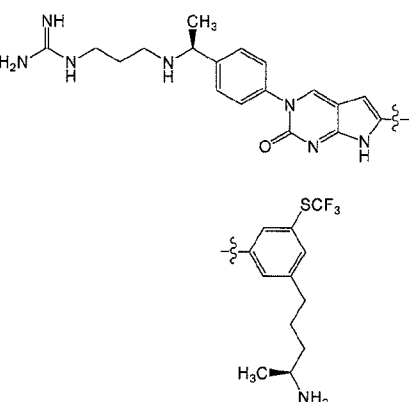
		
215		642.3
216		601.0
217		549.1

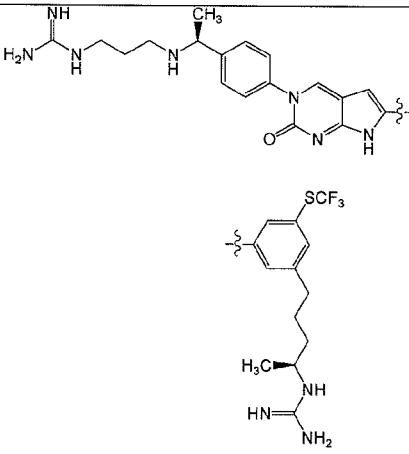
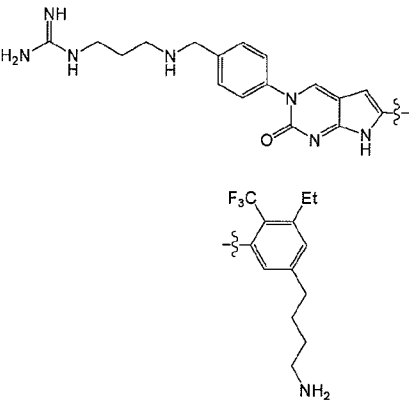
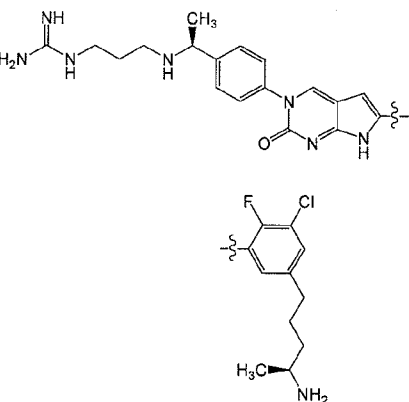
		
218		573.0
219		533.1
220		637.0

		
221		570.1
222		569.0
223		565.0

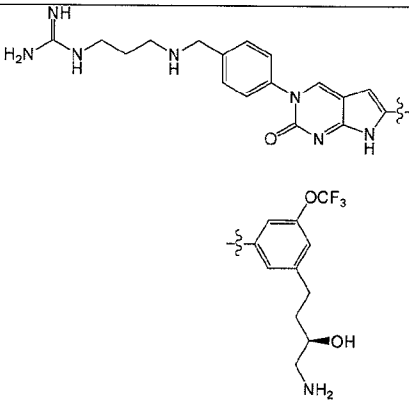
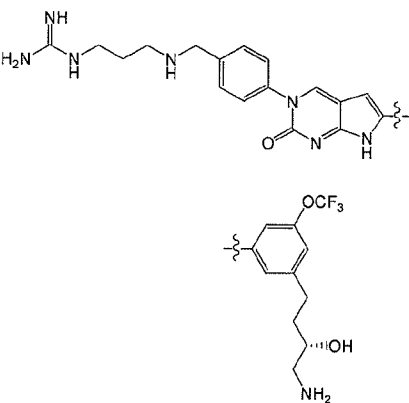
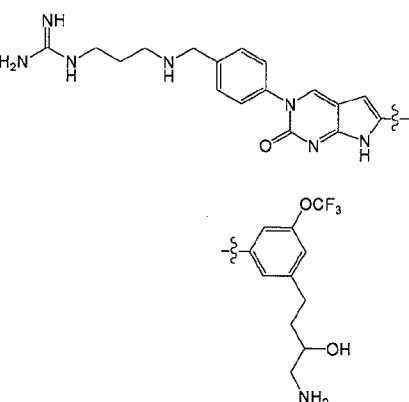
		
224		541.0
225		591.0
226		589.0 [M]

		
227		624.1
228		525.0
229		599.1

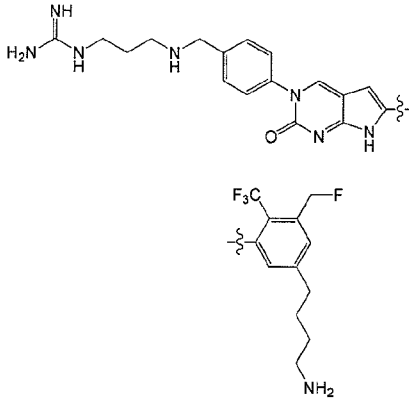
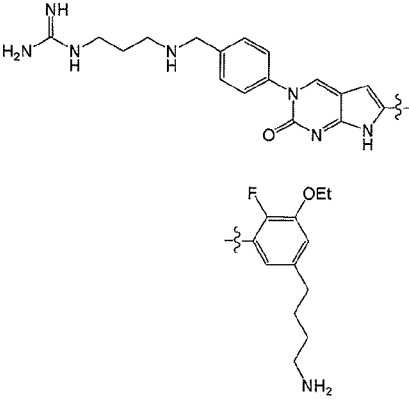
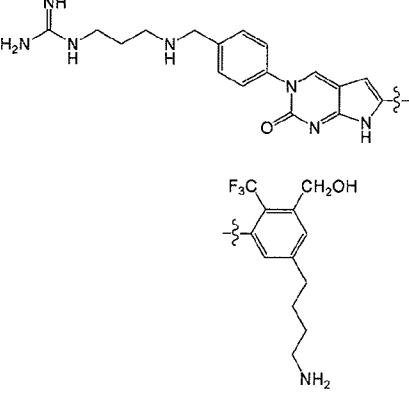
		
230		599.0
231		
232		657.0

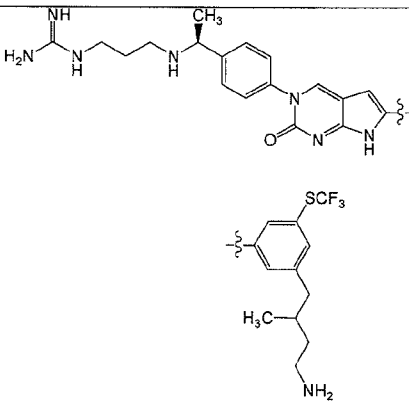
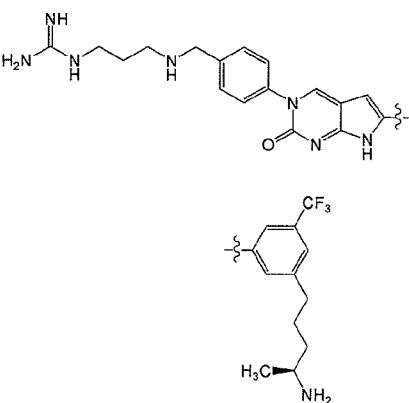
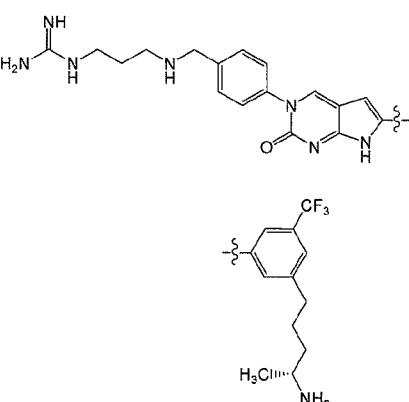
		
233		583.1
234		567.2
235		601.0

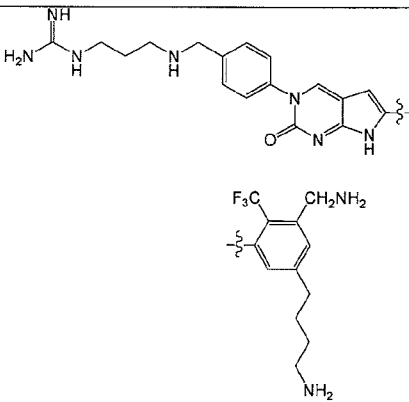
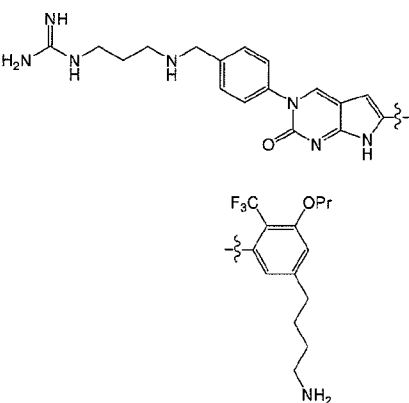
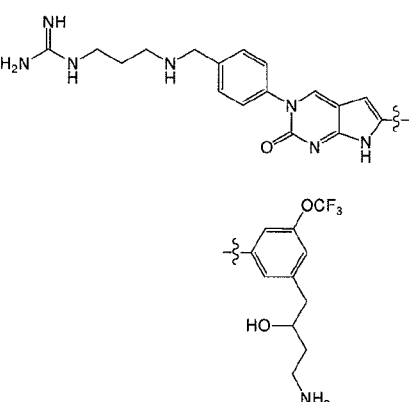
236		583.0
237		567.1
238		587.0

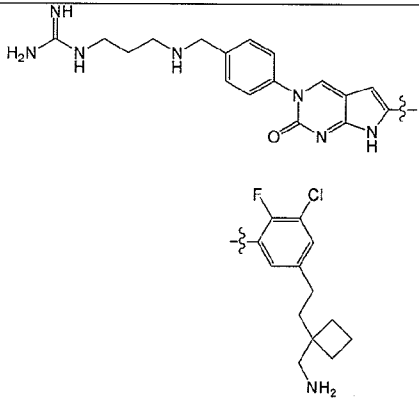
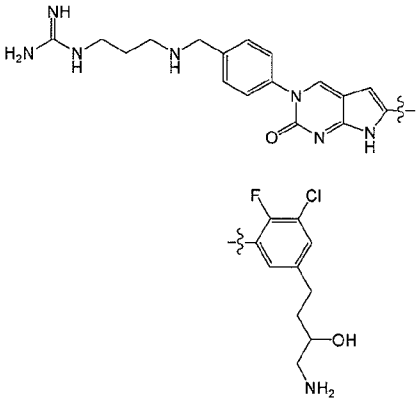
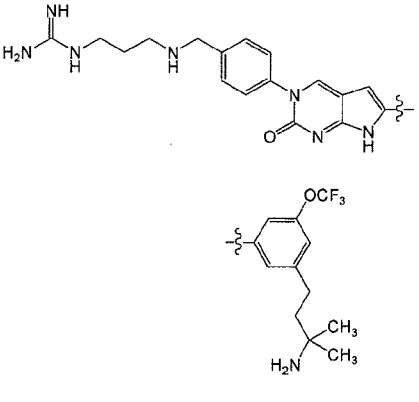
		
239		587.0
240		587.0
241		571.0

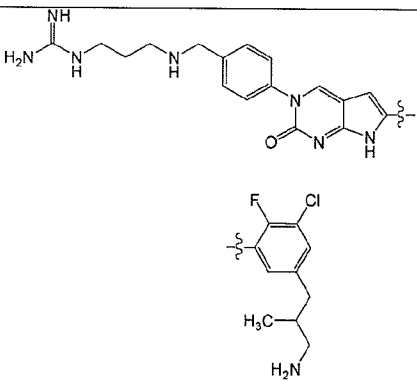
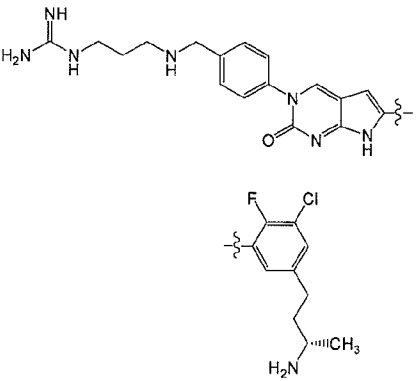
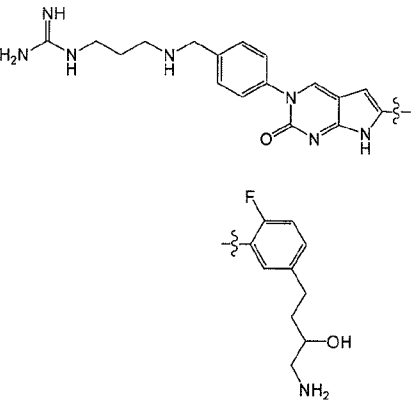
		555.0
242		567.0
243		587.1
244		

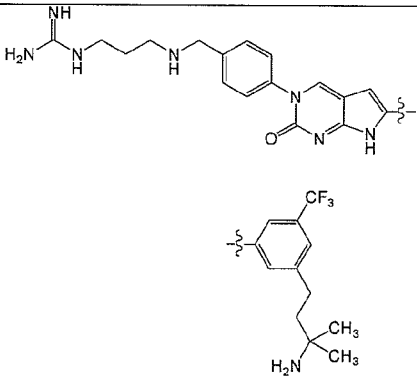
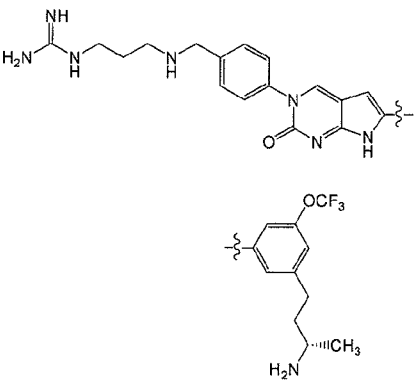
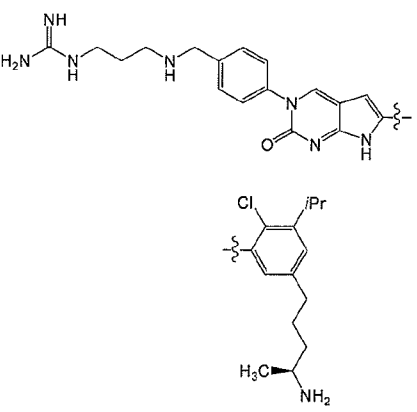
		
245		549.1
246		585.1
247		615.1

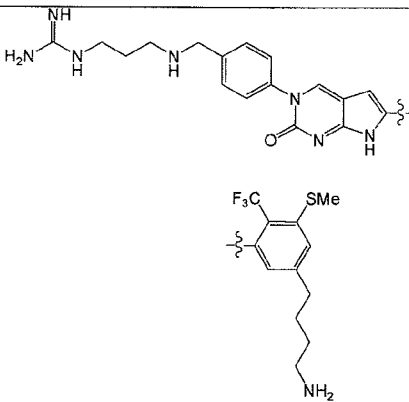
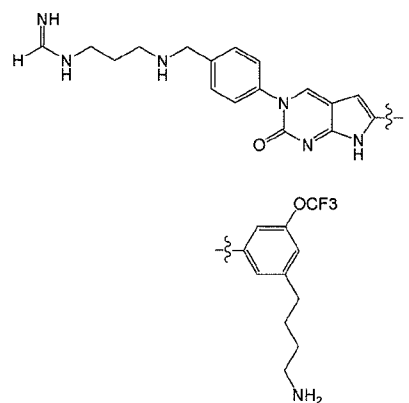
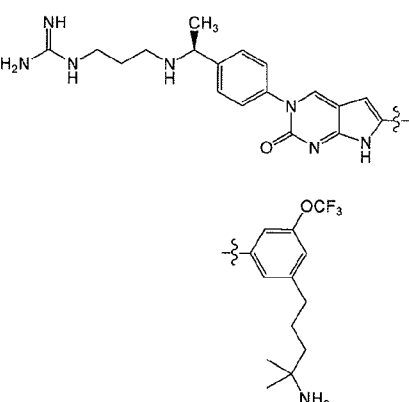
		
248		569.1
249		569.1
250		584.3

		
251		613.1
252		587.0
253		

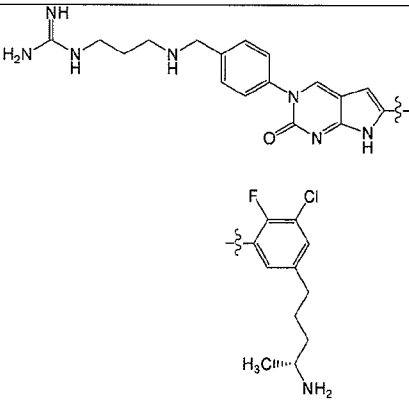
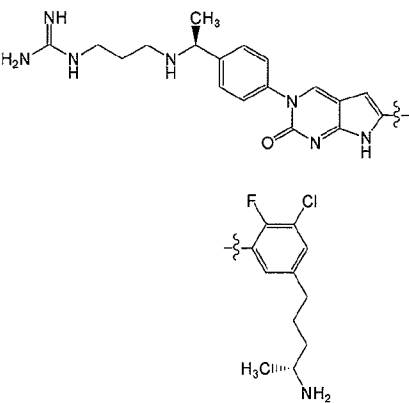
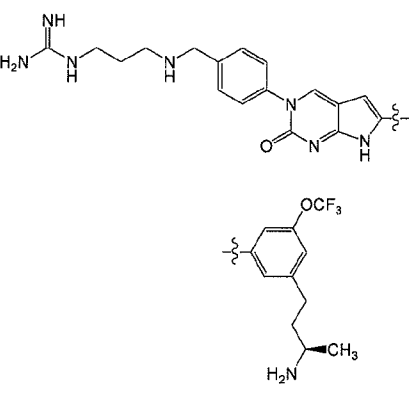
		
254		
255		
256		

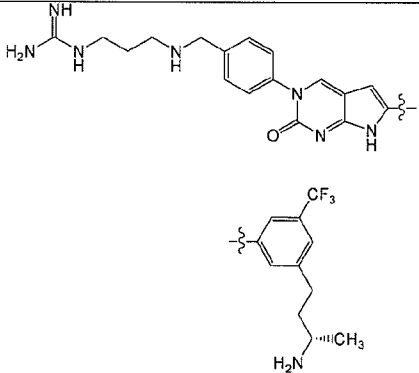
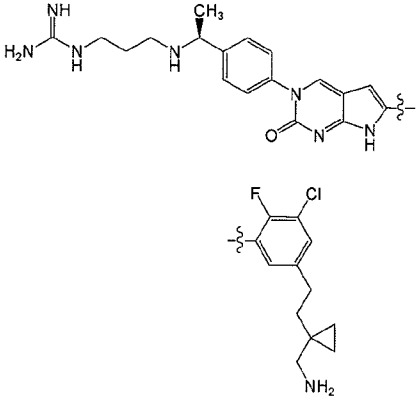
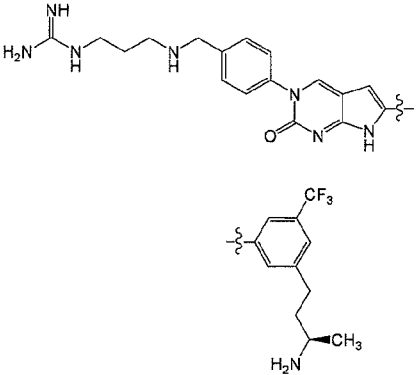
		
257		
258		
259		

		
260		
261		577.1
262		601.1

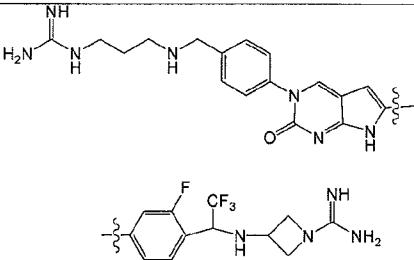
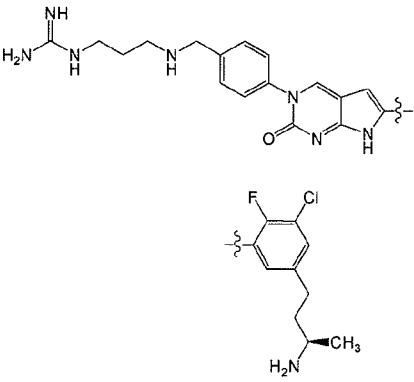
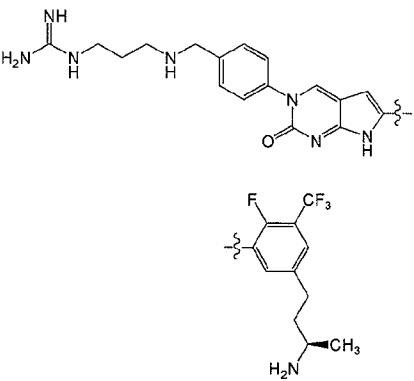
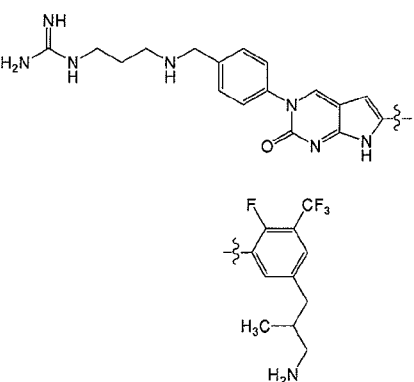
		
263		556.1
264		613.2
265		585.1

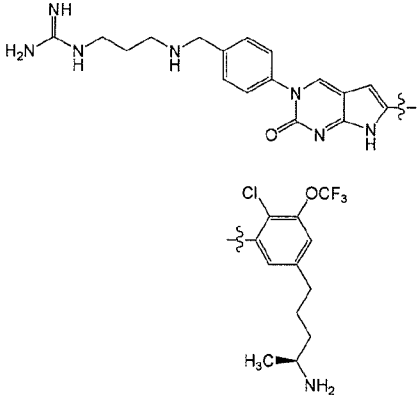
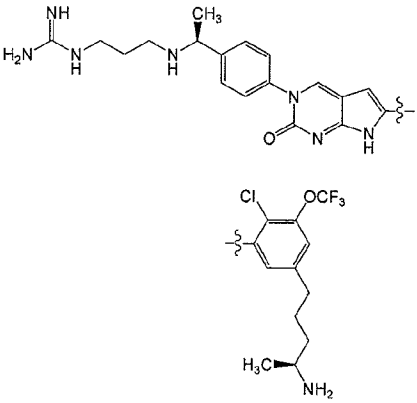
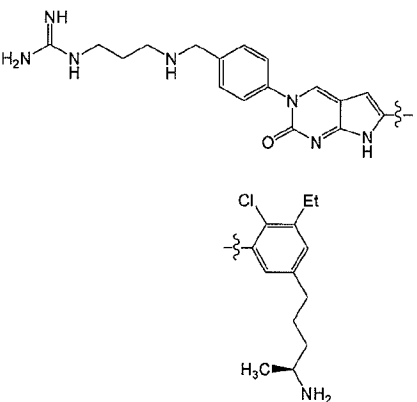
266	 	549.1
267	 	539.1
268		553.3

		
269		567.3
270		
271		

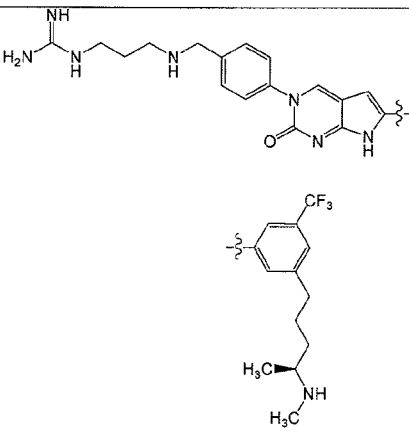
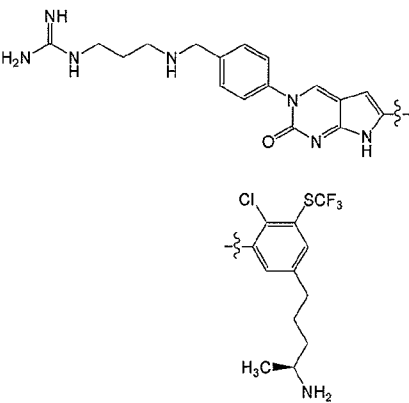
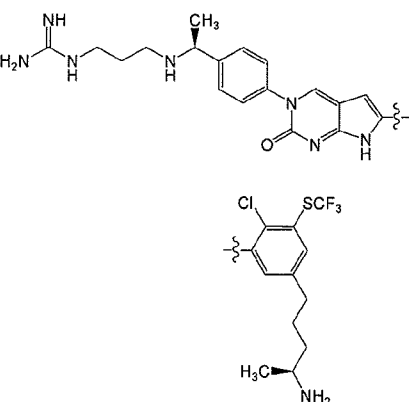
		
272		
273		
274		602.2

275		588.2
276		625.0 [M/2]+1
277		314.4 [M+1]/2

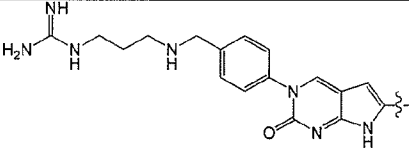
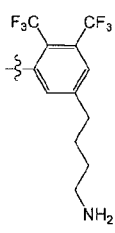
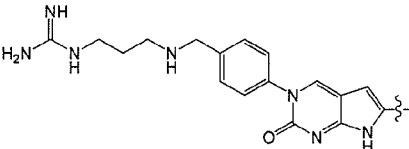
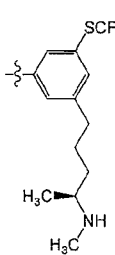
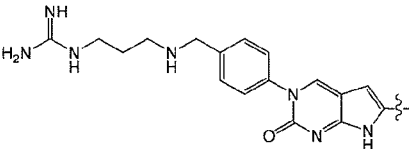
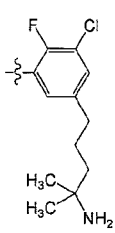
		
278		
279		
280		

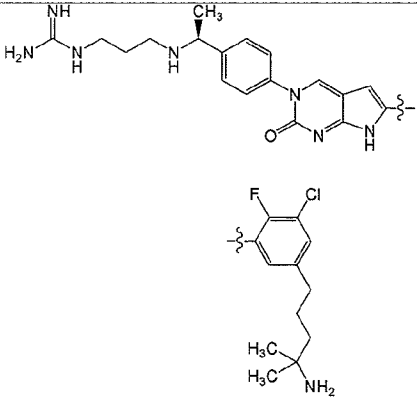
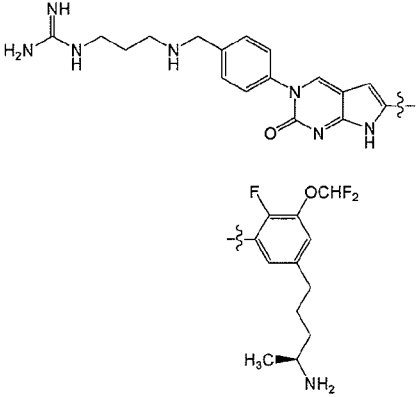
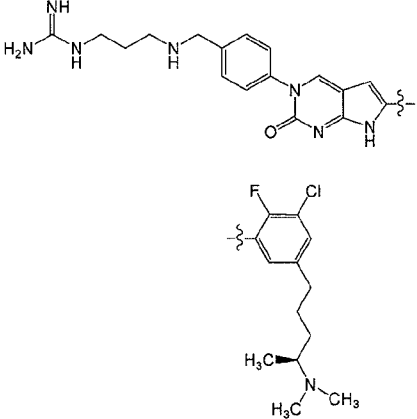
281		310.3 [M+2H]/2
282		317.2 [M+2H]/2
283		563.1
284		605.1

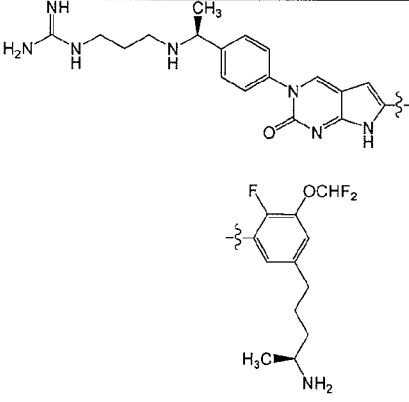
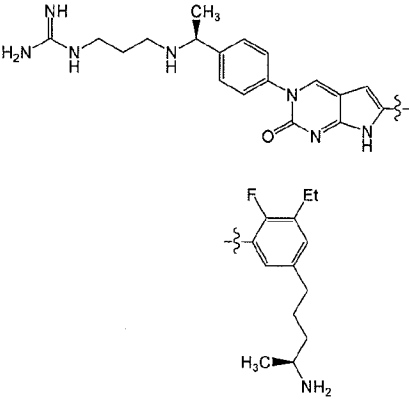
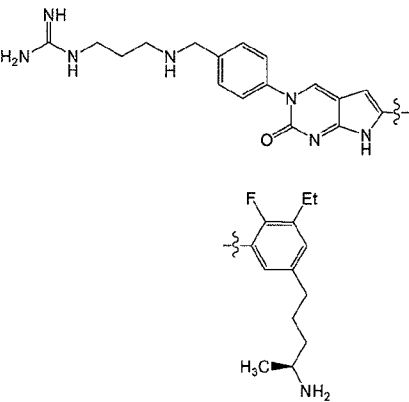
285		591.1
286		603.0
287		583.0

		
288		635.2
289		649.1
290		597.0

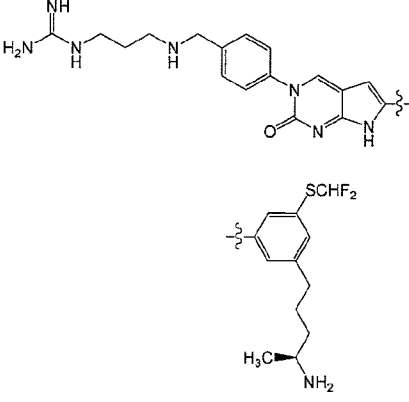
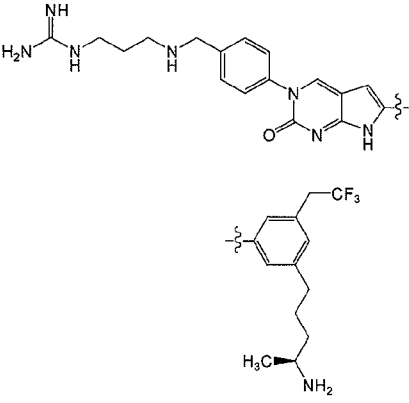
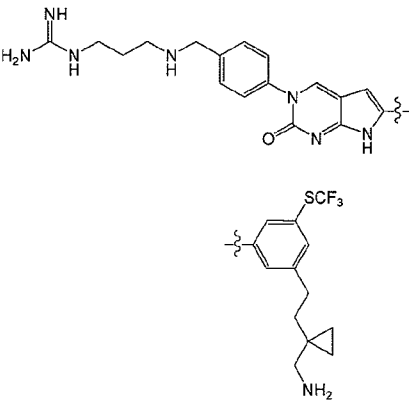
291	 	553.1
292	 	567.2
293		623.2

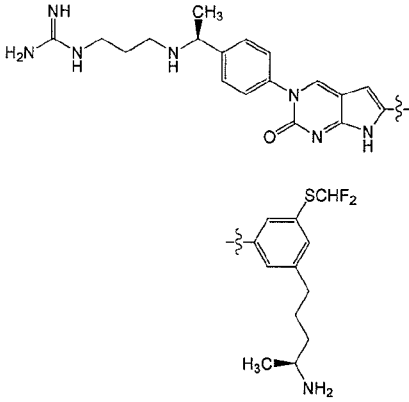
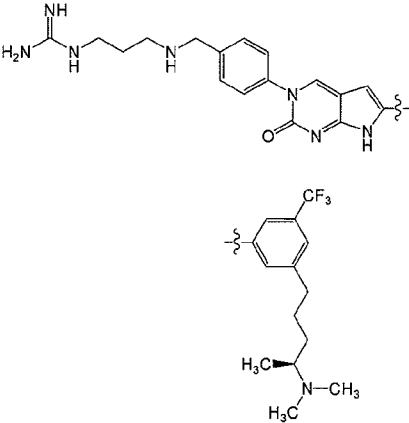
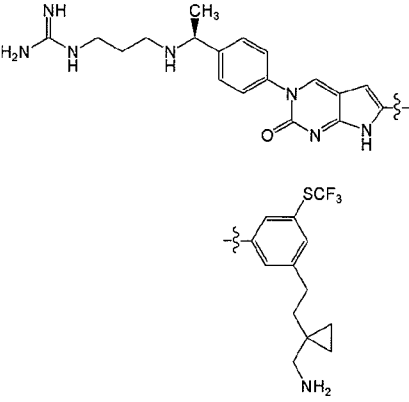
	 	
294	 	615.1
295	 	567.1
296		581.1

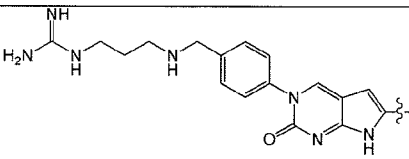
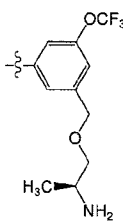
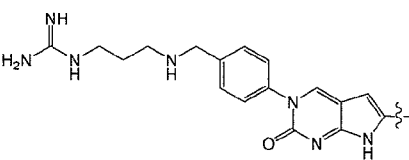
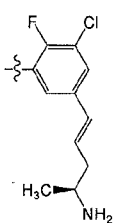
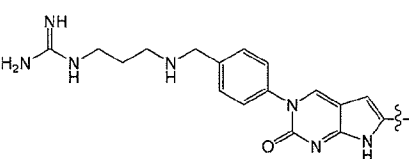
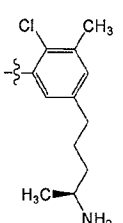
		
297		585.1
298		581.1
299		599.1

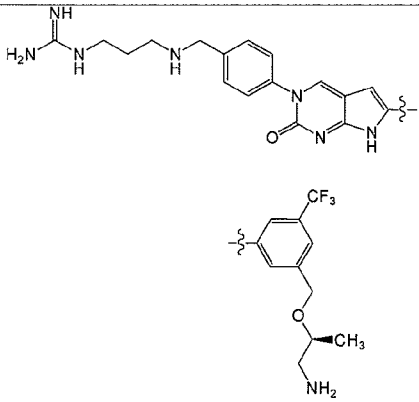
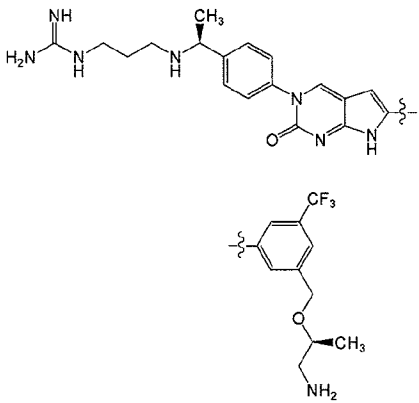
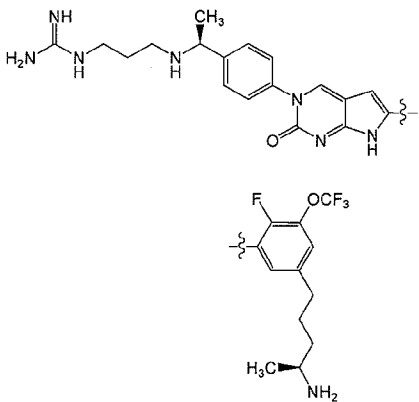
		
300		561.4
301		547.1
302		629.1

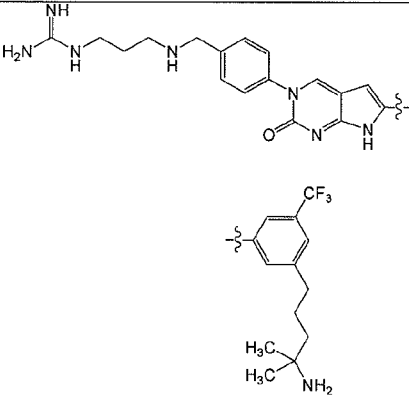
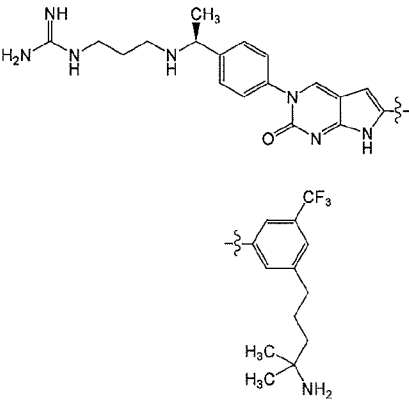
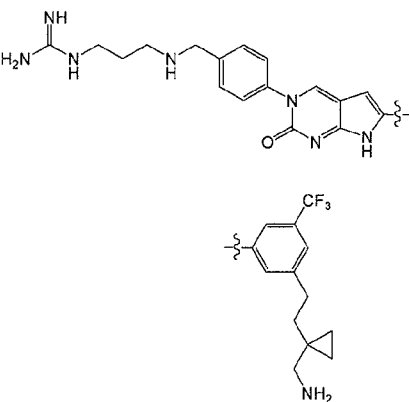
303		615.1
304		629.1
305		583.0

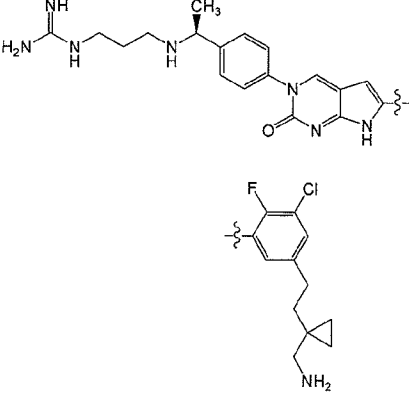
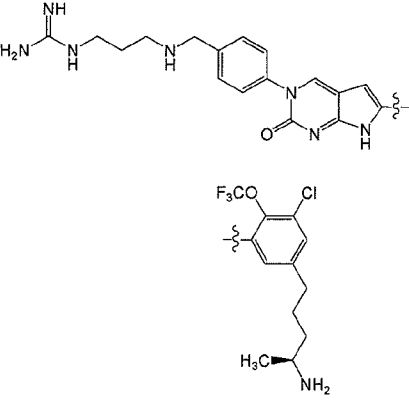
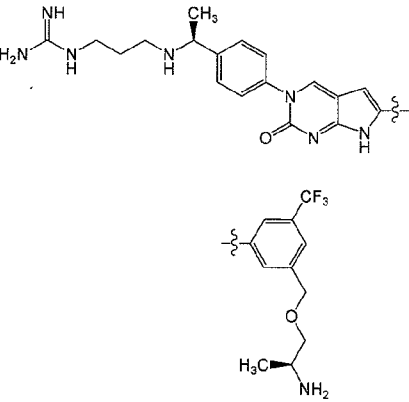
		
306		583.1
307		613.1 (m/e)
308		597.0

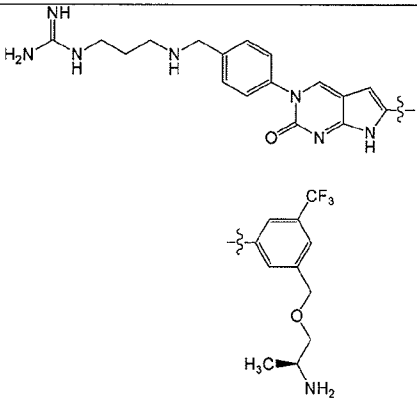
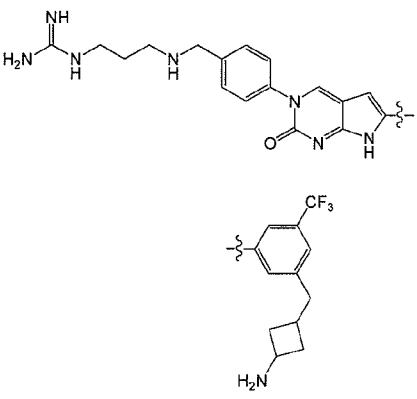
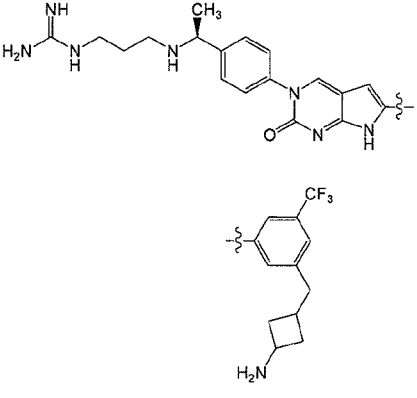
		
309		597.0
310		627.4 (m/e)
311		587.3 (m/e)

	 	
312	 	551.1 (m/e)
313	 	549.1
314		571.2

		
315		585.1
316		617.0
317		583.1

		
318		597.2
319		581.1
320		579.3

		
321		619.8
322		585.3
323		571.3

		
324		567.0
325		581.0
326		603.3

327		617.3
328		565.5
329		579.1

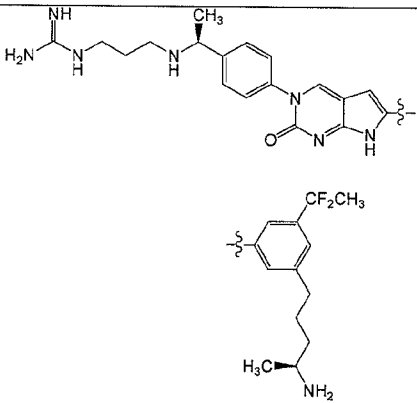
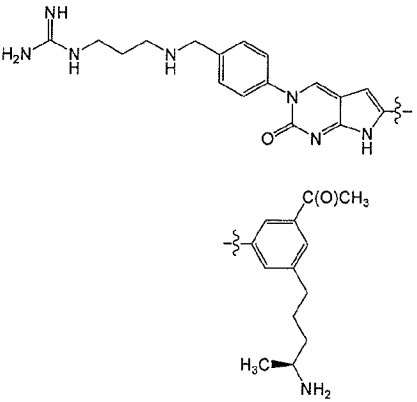
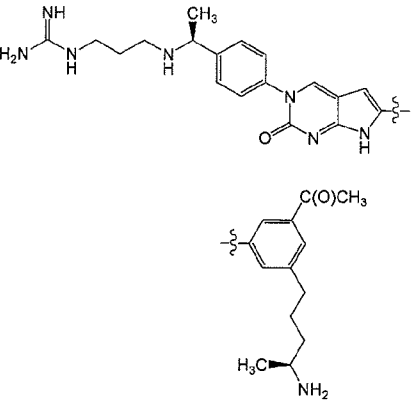
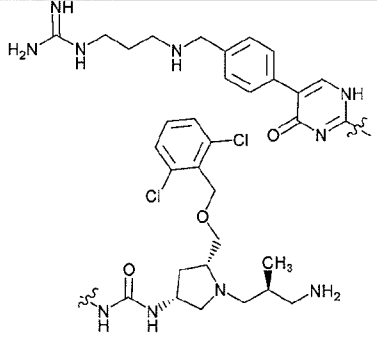
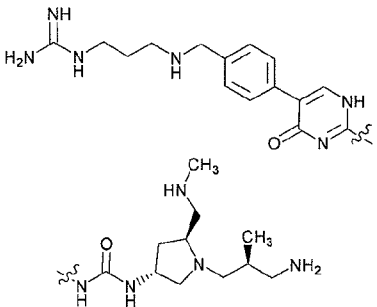
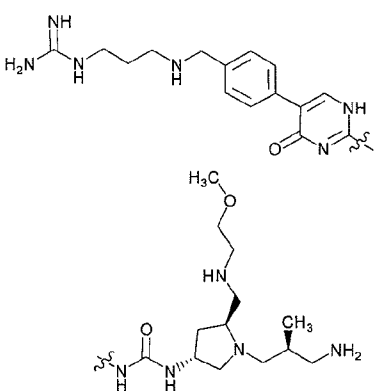
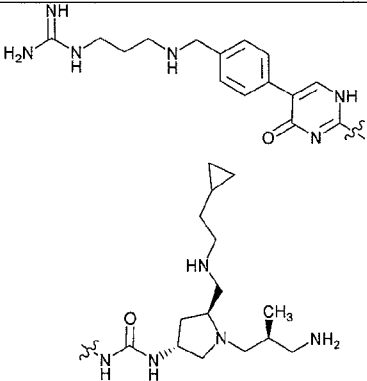
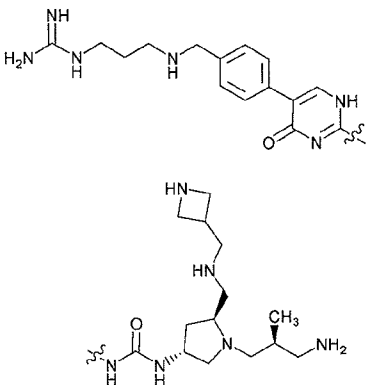
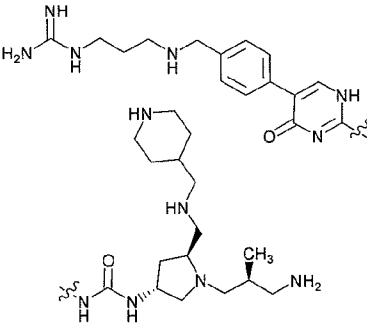
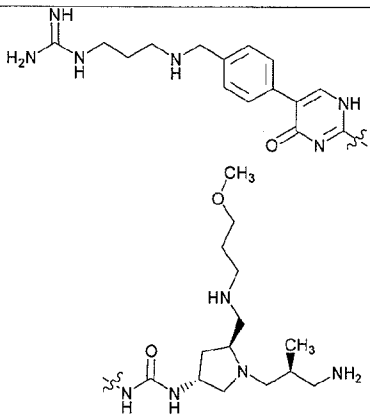
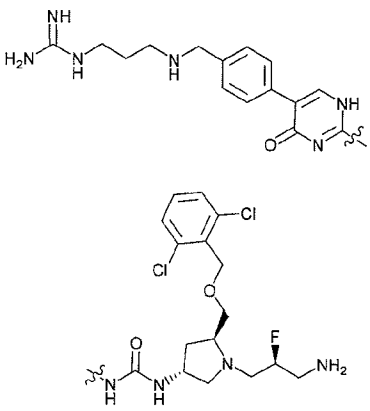
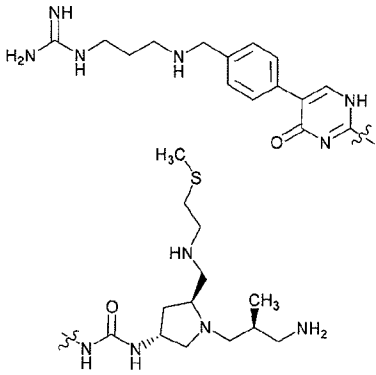
		
330		543.3
331		557.7

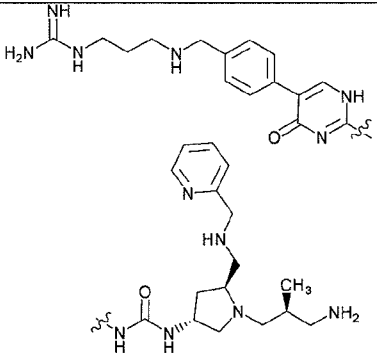
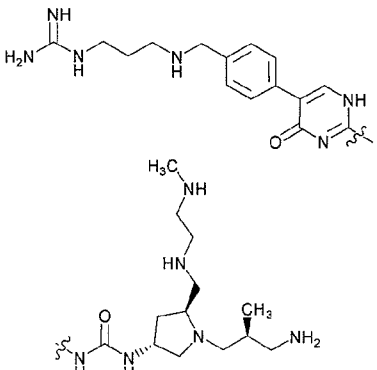
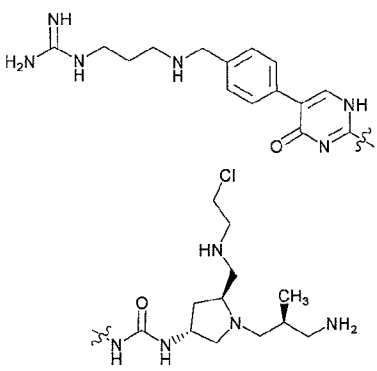
Table 2

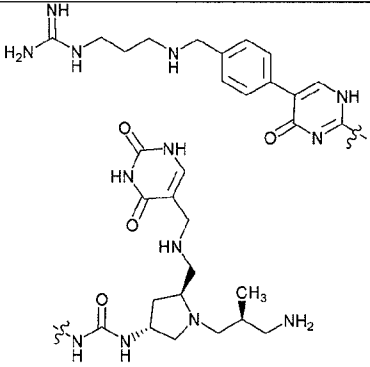
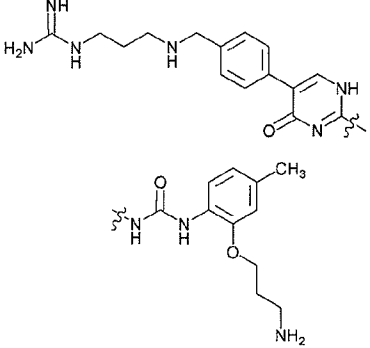
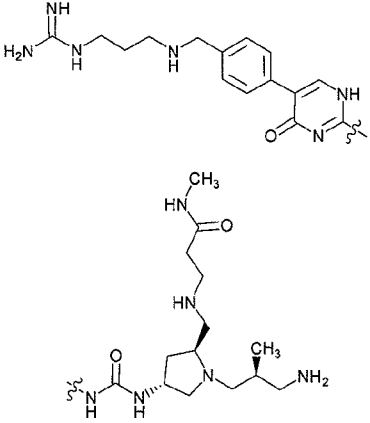
Comp. No.	Structure	LCMS
150		689.0

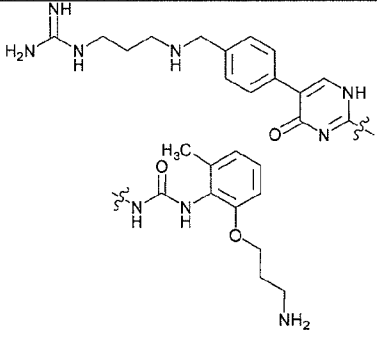
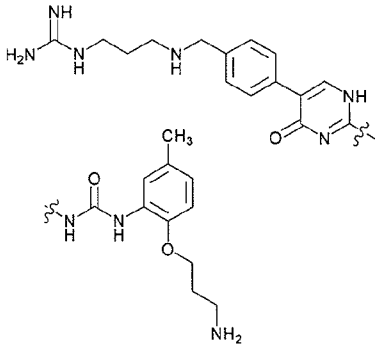
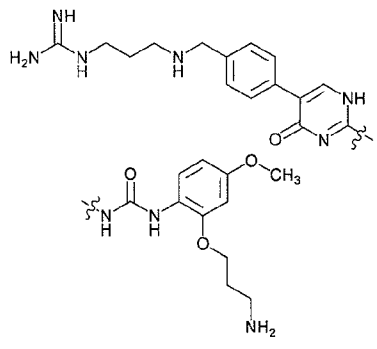
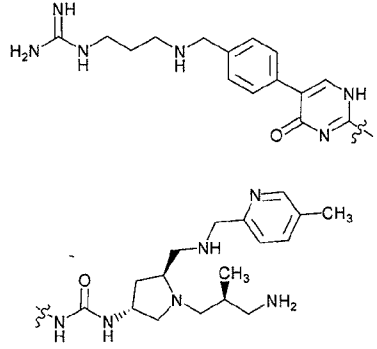
	 <p>Chemical structure of compound 151: A molecule featuring a 4-((4-chlorophenyl)methyl)pyrimidin-2(1H)-one moiety linked via a 4-aminobutyl chain to a guanidine group. This is connected to a 2-chlorophenyl ring, which is further linked via a methylene group to a pyrrolidine ring. The pyrrolidine ring is substituted with a methyl group and an amino group, and is also linked to a guanidine group.</p>	
151	 <p>Chemical structure of compound 152: A molecule featuring a 4-((4-chlorophenyl)methyl)pyrimidin-2(1H)-one moiety linked via a 4-aminobutyl chain to a guanidine group. This is connected to a 2-chlorophenyl ring, which is further linked via a methylene group to a pyrrolidine ring. The pyrrolidine ring is substituted with a methyl group and an amino group, and is also linked to a guanidine group.</p>	543.0
152	 <p>Chemical structure of compound 153: A molecule featuring a 4-((4-chlorophenyl)methyl)pyrimidin-2(1H)-one moiety linked via a 4-aminobutyl chain to a guanidine group. This is connected to a 2-chlorophenyl ring, which is further linked via a methylene group to a pyrrolidine ring. The pyrrolidine ring is substituted with a methyl group and an amino group, and is also linked to a guanidine group.</p>	587.0
153		597.0

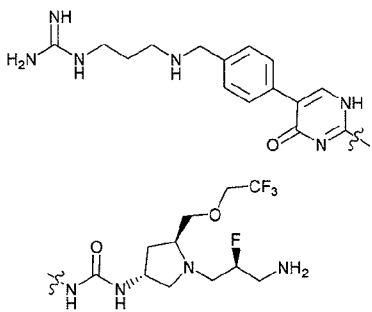
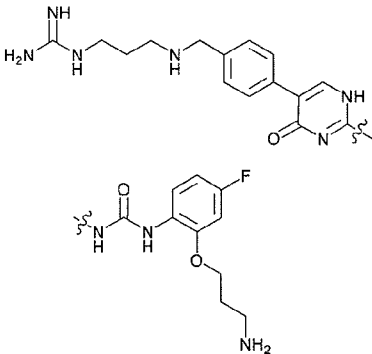
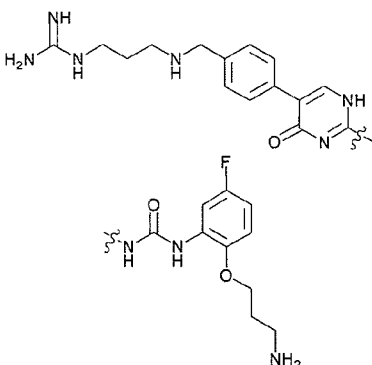
		
154		598.0
155		626.0
156		601.0

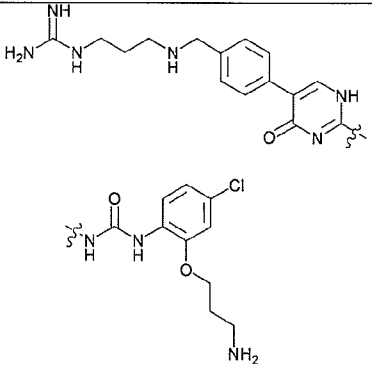
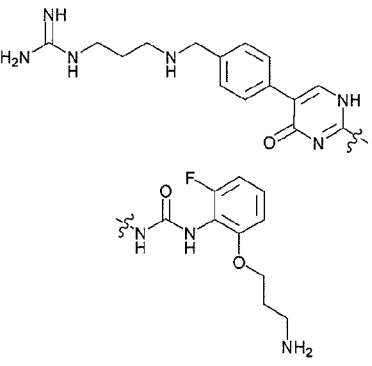
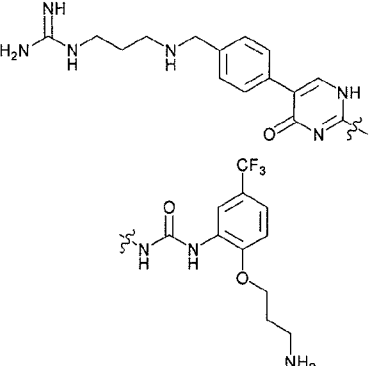
		
157		693.0
158		603.0
159		619.0

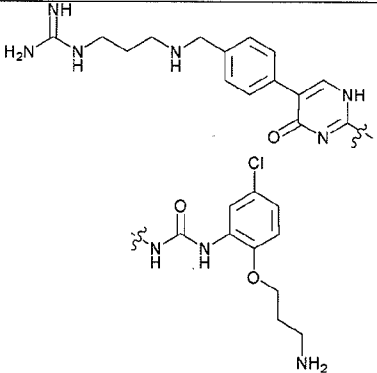
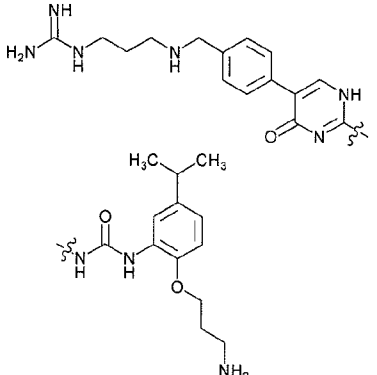
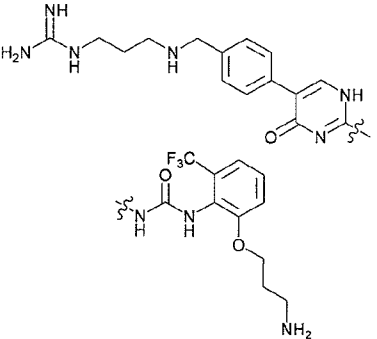
	 <p>Chemical structure of compound 160: A pyrazole ring substituted with a 4-(4-((S)-1-((S)-1-((S)-1-aminopropan-2-yl)pyrrolidin-2-yl)urea)pyridin-2-yl)benzyl group and a hydrazine group. The pyrazole ring is also substituted with a 4-(4-((S)-1-((S)-1-((S)-1-aminopropan-2-yl)pyrrolidin-2-yl)urea)pyridin-2-yl)benzyl group.</p>	
160	 <p>Chemical structure of compound 161: A pyrazole ring substituted with a 4-(4-((S)-1-((S)-1-((S)-1-aminopropan-2-yl)pyrrolidin-2-yl)urea)pyridin-2-yl)benzyl group and a hydrazine group. The pyrazole ring is also substituted with a 4-(4-((S)-1-((S)-1-((S)-1-aminopropan-2-yl)pyrrolidin-2-yl)urea)pyridin-2-yl)benzyl group.</p>	585.0
161	 <p>Chemical structure of compound 162: A pyrazole ring substituted with a 4-(4-((S)-1-((S)-1-((S)-1-aminopropan-2-yl)pyrrolidin-2-yl)urea)pyridin-2-yl)benzyl group and a hydrazine group. The pyrazole ring is also substituted with a 4-(4-((S)-1-((S)-1-((S)-1-aminopropan-2-yl)pyrrolidin-2-yl)urea)pyridin-2-yl)benzyl group.</p>	590.0
162		652.0

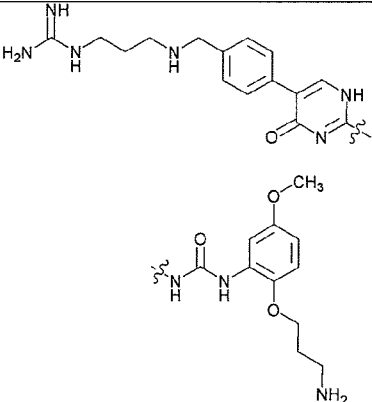
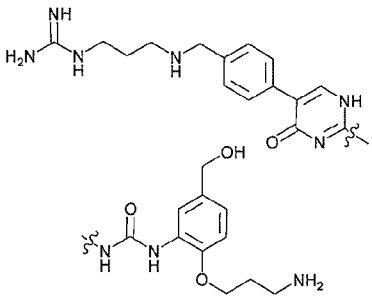
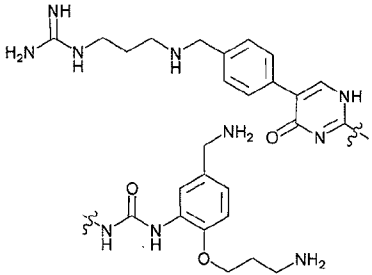
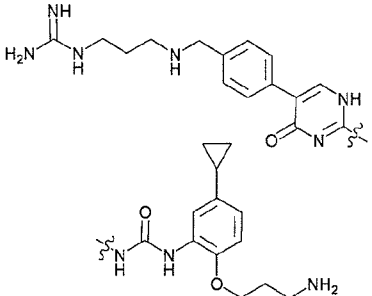
	 <p>Chemical structure of compound 163: A molecule featuring a 4-((4-aminophenyl)hydrazono)pyrimidin-2(1H)-one moiety linked via a 3-aminopropyl chain to a 4-aminophenyl group. This is further connected to a 2,4-dioxo-1,2,3,4-tetrahydropyrimidin-5-yl group, which is linked to a 1-((1S,2S)-2-((2S)-2-amino-3-methylbutyl)pyrrolidin-1-yl)ethanone moiety.</p>	
163	 <p>Chemical structure of compound 164: A molecule featuring a 4-((4-aminophenyl)hydrazono)pyrimidin-2(1H)-one moiety linked via a 3-aminopropyl chain to a 4-aminophenyl group. This is further connected to a 2,4-dioxo-1,2,3,4-tetrahydropyrimidin-5-yl group, which is linked to a 1-((1S,2S)-2-((2S)-2-amino-3-methylbutyl)pyrrolidin-1-yl)ethanone moiety.</p>	522.0
164	 <p>Chemical structure of compound 165: A molecule featuring a 4-((4-aminophenyl)hydrazono)pyrimidin-2(1H)-one moiety linked via a 3-aminopropyl chain to a 4-aminophenyl group. This is further connected to a 2,4-dioxo-1,2,3,4-tetrahydropyrimidin-5-yl group, which is linked to a 1-((1S,2S)-2-((2S)-2-amino-3-methylbutyl)pyrrolidin-1-yl)ethanone moiety.</p>	613.0
165		522.0

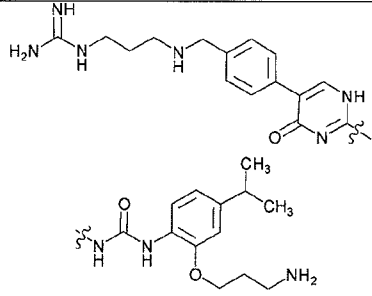
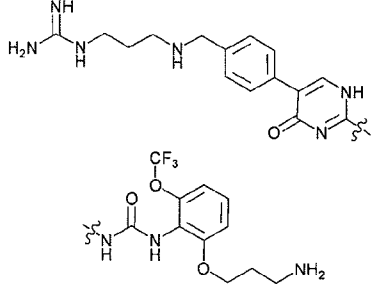
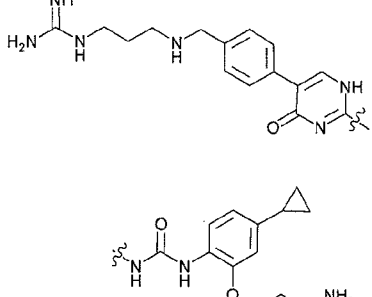
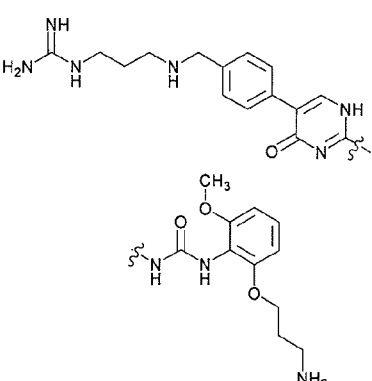
		
166		522.0
167		538.0
168		633.0

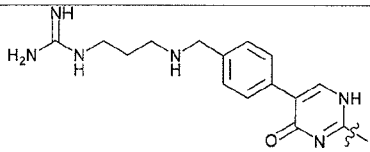
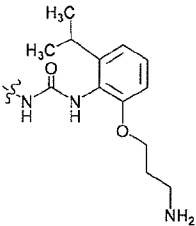
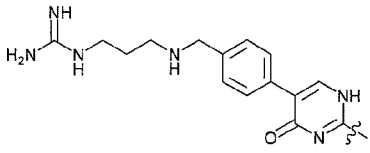
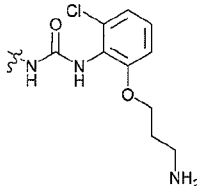
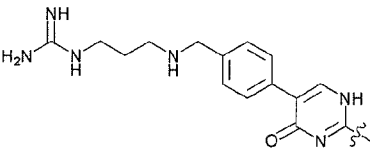
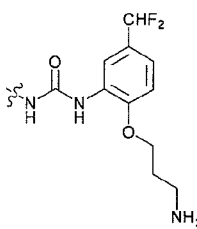
169		615.0
170		526.0
171		526.0
172		542.0

	 <chem>N#N=C(N)NCCCNCCc1ccc(cc1)-c2nc(N)nc(=O)n2</chem> <chem>N#N=C(N)NCCCNCCc1ccc(cc1)-c2nc(N)nc(=O)n2</chem> <chem>N#N=C(N)NCCCNCCc1ccc(cc1)-c2nc(N)nc(=O)n2</chem>	
173	 <chem>N#N=C(N)NCCCNCCc1ccc(cc1)-c2nc(N)nc(=O)n2</chem> <chem>N#N=C(N)NCCCNCCc1ccc(cc1)-c2nc(N)nc(=O)n2</chem> <chem>N#N=C(N)NCCCNCCc1ccc(cc1)-c2nc(N)nc(=O)n2</chem>	526.0
174	 <chem>N#N=C(N)NCCCNCCc1ccc(cc1)-c2nc(N)nc(=O)n2</chem> <chem>N#N=C(N)NCCCNCCc1ccc(cc1)-c2nc(N)nc(=O)n2</chem> <chem>N#N=C(N)NCCCNCCc1ccc(cc1)-c2nc(N)nc(=O)n2</chem>	576.0
175		542.0

		
176		550.0
177		576.0
178		538.0

	 <p>The structure shows a guanidine group (H₂N-C(=NH)-NH-) connected to a 4-aminophenyl ring. This ring is further connected to a 2-methoxyphenyl ring, which has a methoxy group (-OCH₃) at the 2-position and a 3-aminopropoxy group (-OCH₂CH₂CH₂NH₂) at the 3-position.</p>	
179	 <p>The structure shows a guanidine group (H₂N-C(=NH)-NH-) connected to a 4-aminophenyl ring. This ring is further connected to a 2-hydroxyphenyl ring, which has a hydroxyl group (-OH) at the 2-position and a 3-aminopropoxy group (-OCH₂CH₂CH₂NH₂) at the 3-position.</p>	538.0
180	 <p>The structure shows a guanidine group (H₂N-C(=NH)-NH-) connected to a 4-aminophenyl ring. This ring is further connected to a 2-aminophenyl ring, which has an amino group (-NH₂) at the 2-position and a 3-aminopropoxy group (-OCH₂CH₂CH₂NH₂) at the 3-position.</p>	537.0
181	 <p>The structure shows a guanidine group (H₂N-C(=NH)-NH-) connected to a 4-aminophenyl ring. This ring is further connected to a 2-cyclopropylphenyl ring, which has a cyclopropyl group (-C₃H₅) at the 2-position and a 3-aminopropoxy group (-OCH₂CH₂CH₂NH₂) at the 3-position.</p>	548.0
182		550.0

		
183		592.0
184		548.0
185		538.0
186		550.0

	 	
187	 	542.0
188	 	558.0
189		548.0

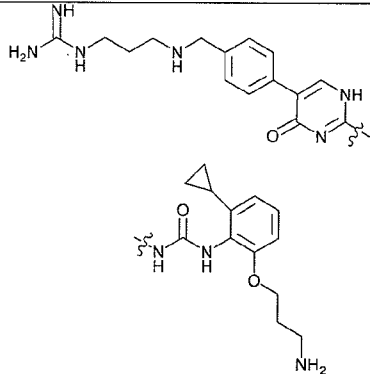
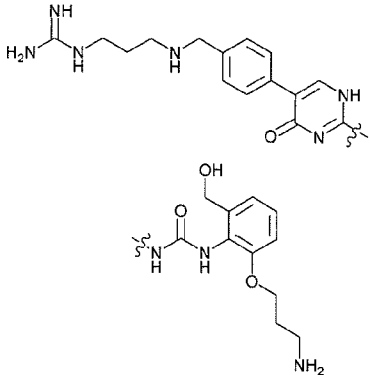
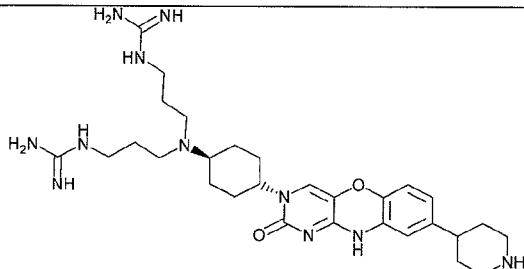
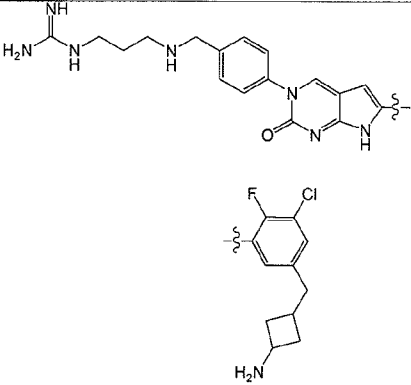
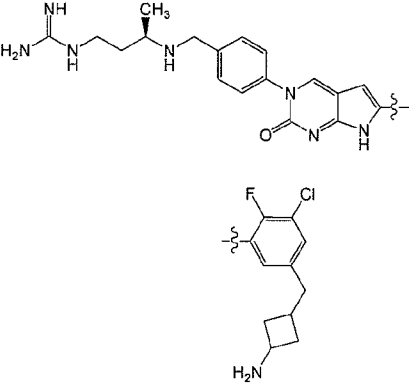
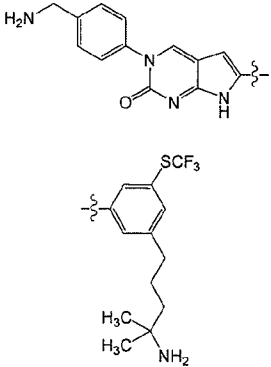
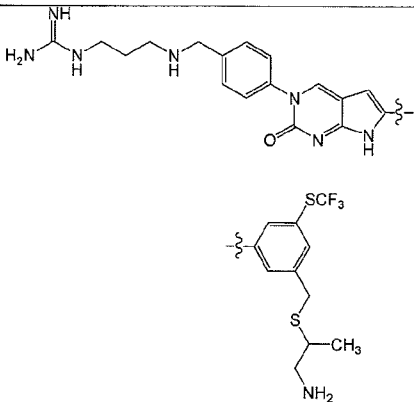
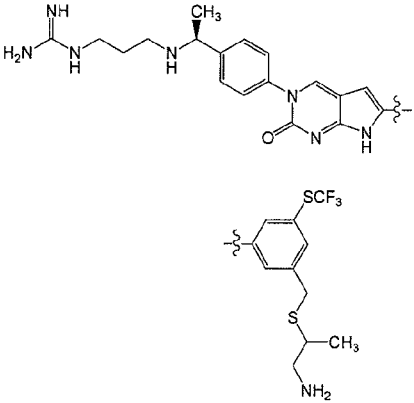
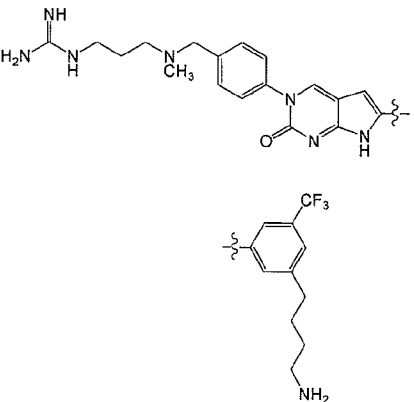
		
190		538.0
332		580.3

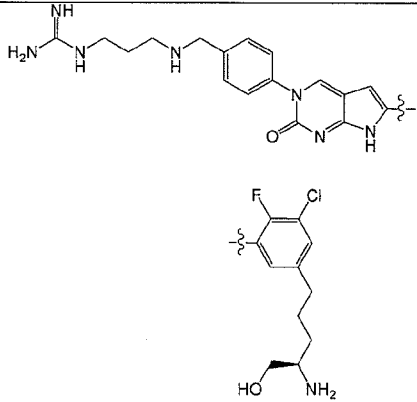
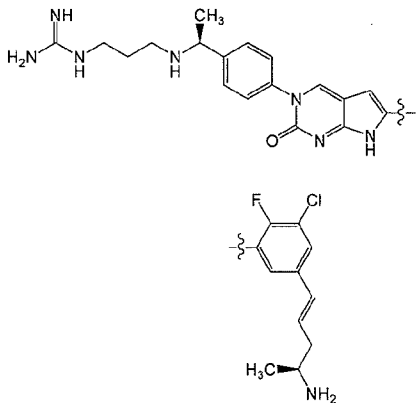
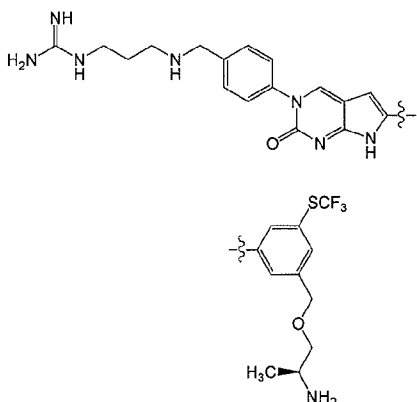
Table 2a

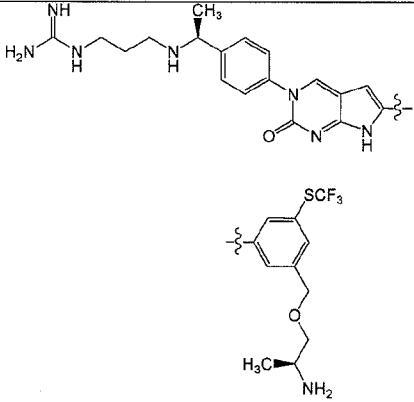
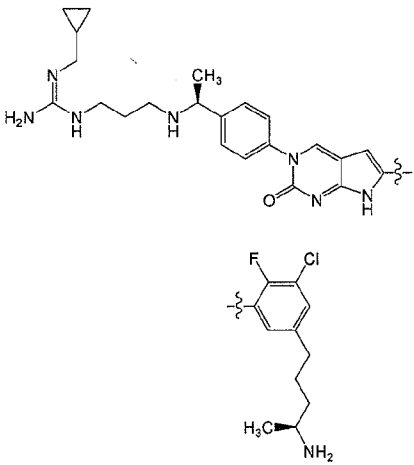
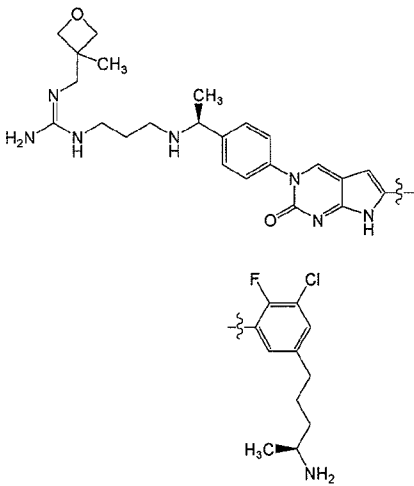
Comp. No.	Structure	LCMS
333		552.0

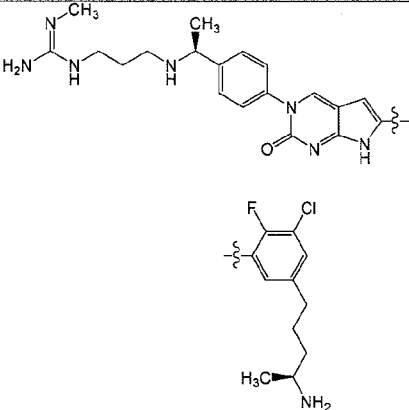
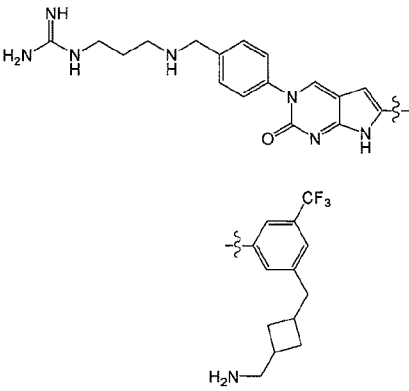
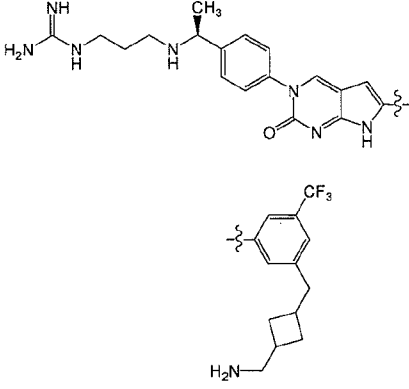
		
334		566.0
335		516.0
336		619.1

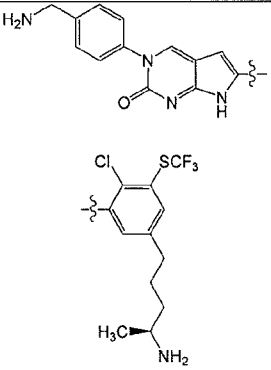
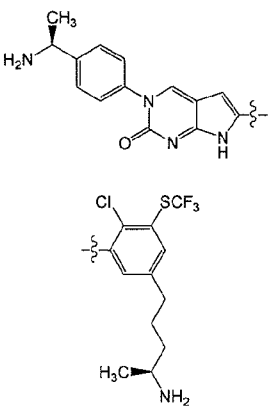
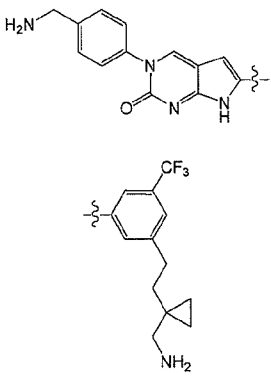
		
337		632.9
338		569.3
339		583.4

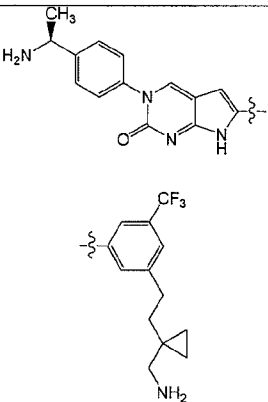
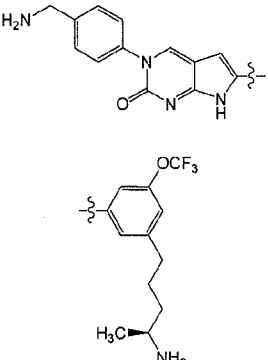
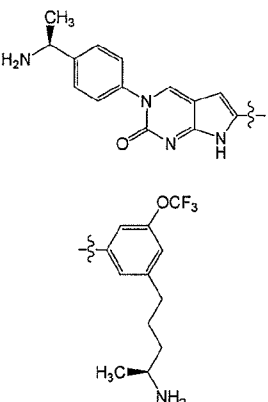
340		597.1
341		567.2
342		569.2

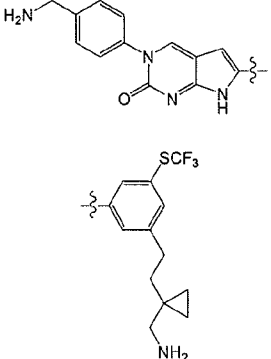
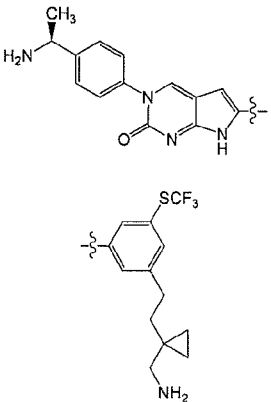
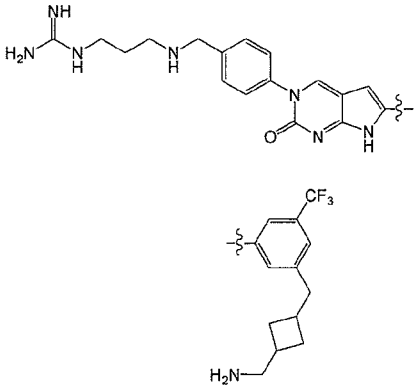
		
343		566.9
344		603.1
345		617.1

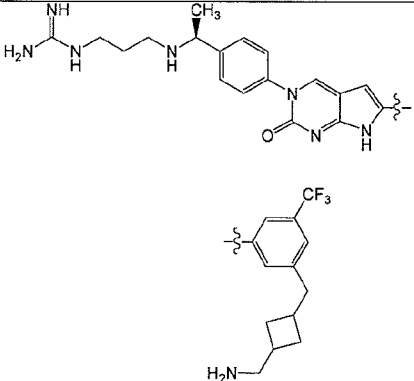
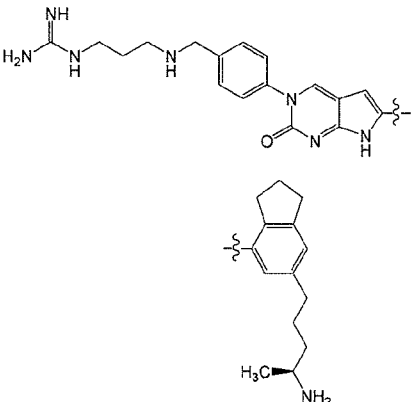
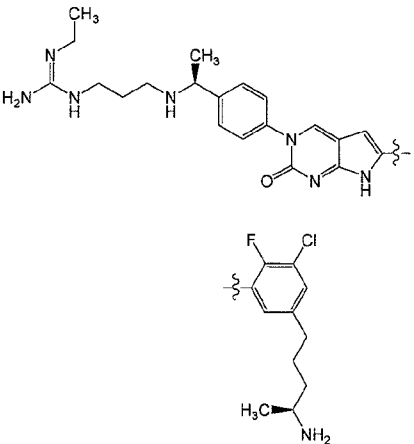
		
346		621.4
347		695.5
348		581.0

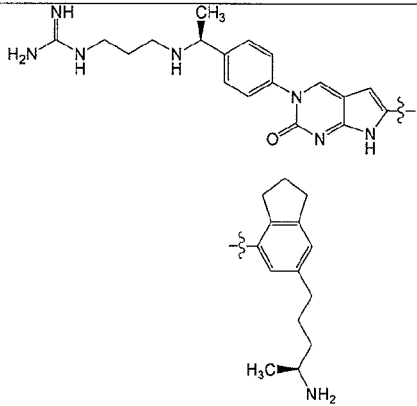
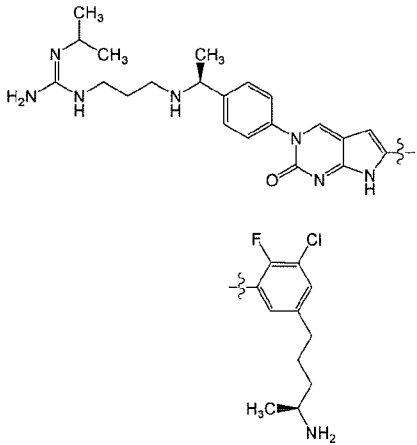
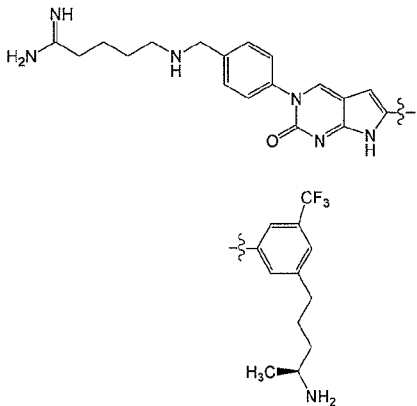
		
349		581.0
350		595.0
351		536.1

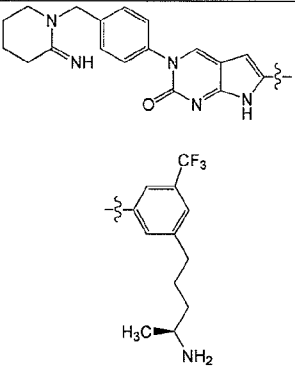
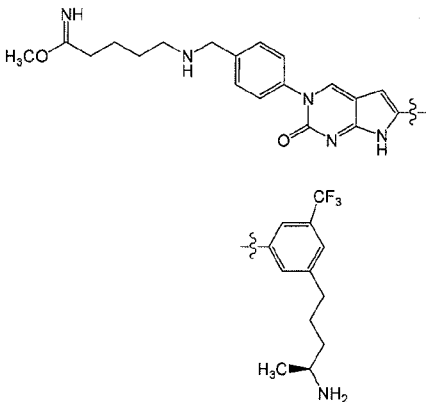
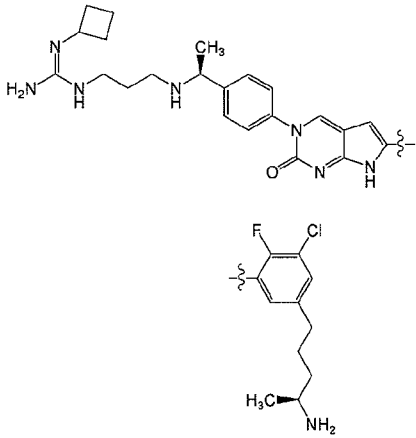
		
352		550.1
353		428.0
354		496.3

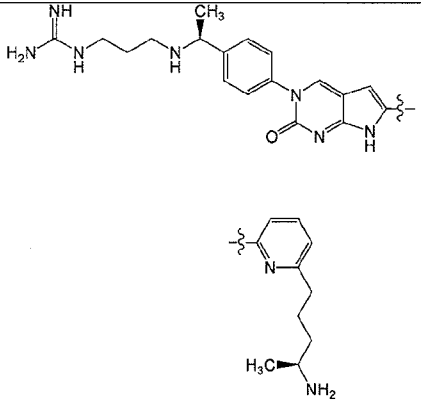
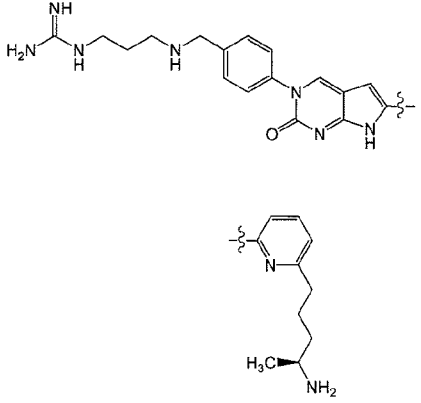
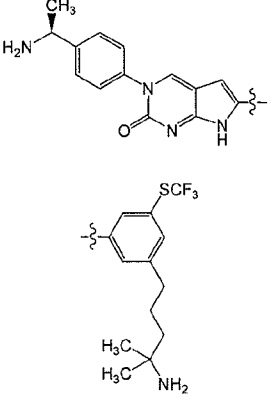
		
355		486.3
356		500.2
357		514.1

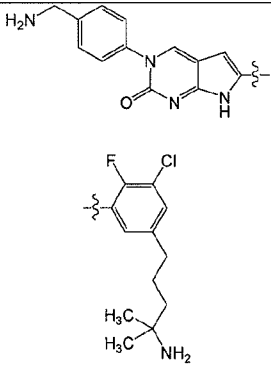
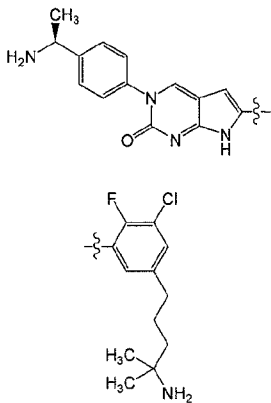
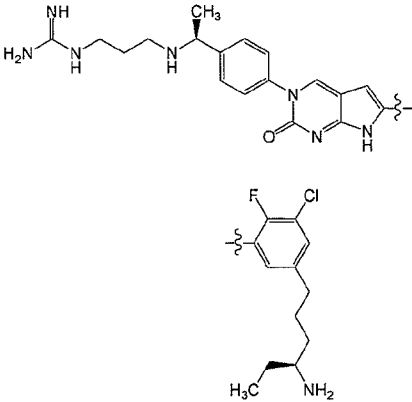
		
358		528.1
359		565.0
360		579.0

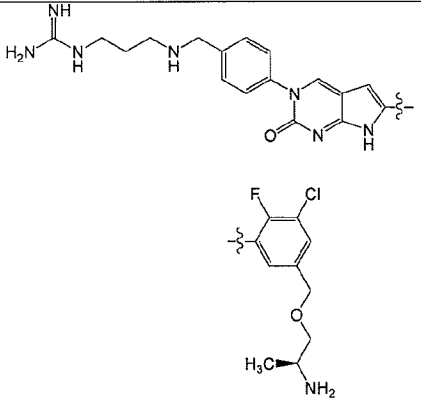
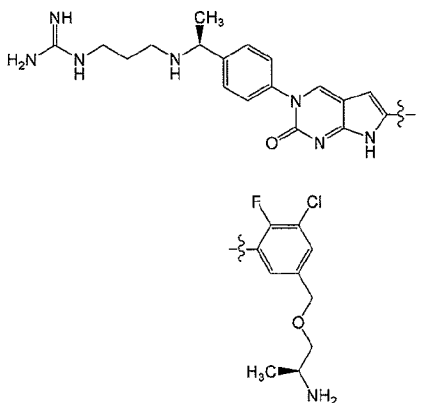
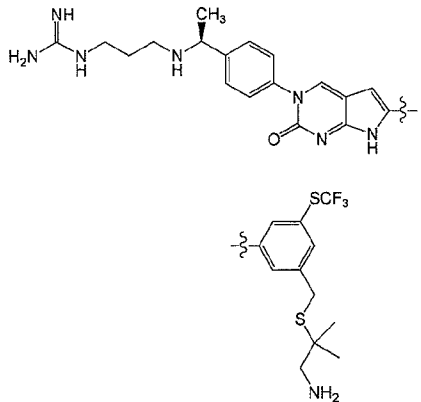
		
361		541.4
362		595.4
363		555.2

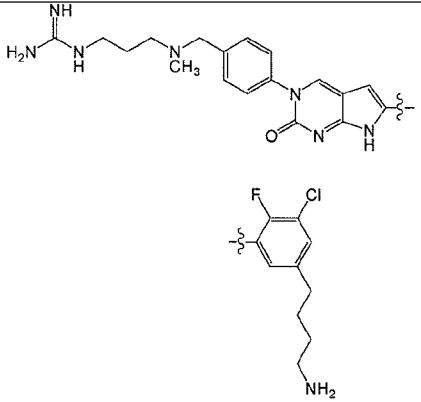
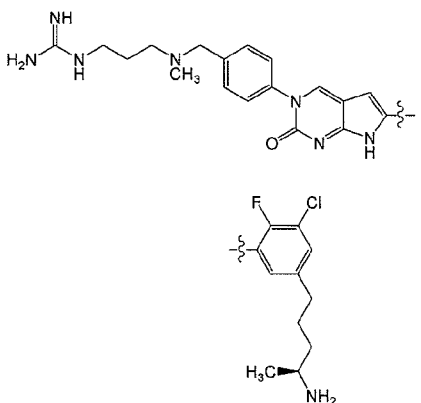
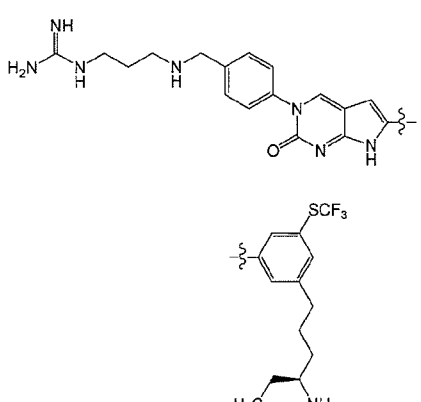
		
364		609.1
365		569.0
366		552.0

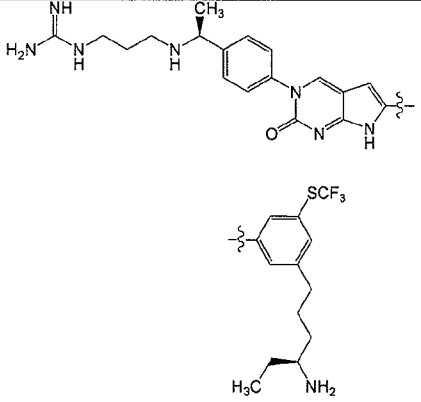
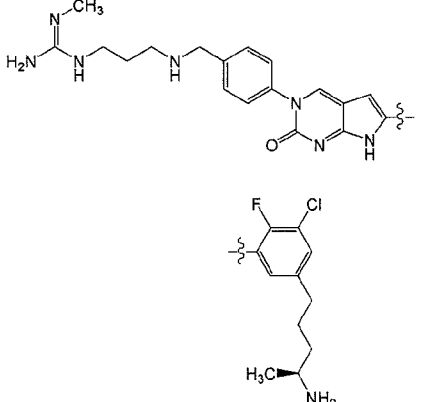
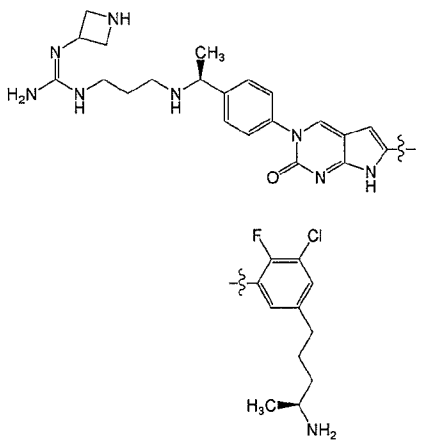
		
367		584.0
368		621.2
369		516.1

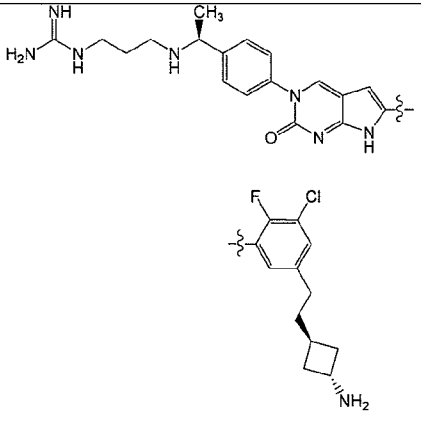
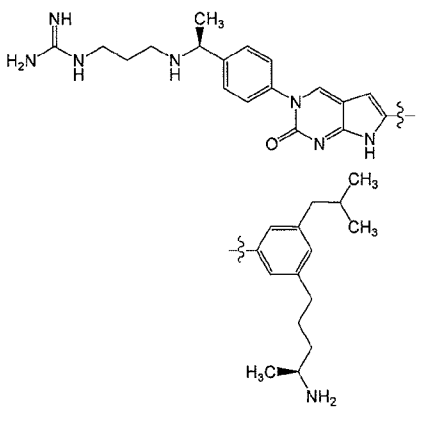
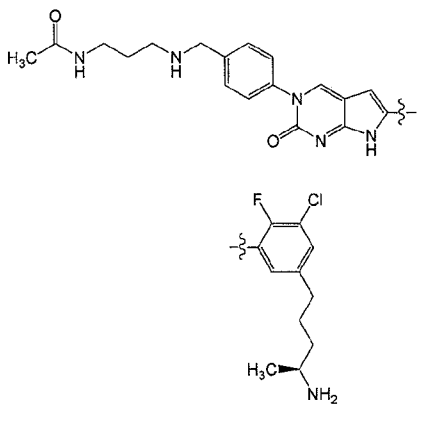
		
370		502.1
371		530.2
372		468.2

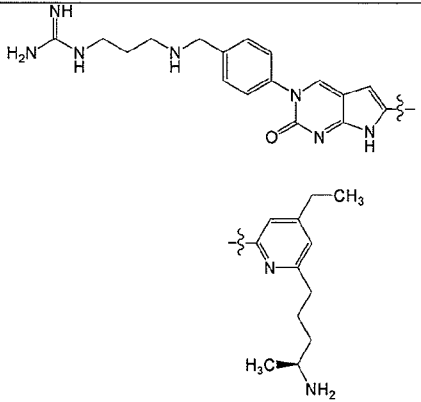
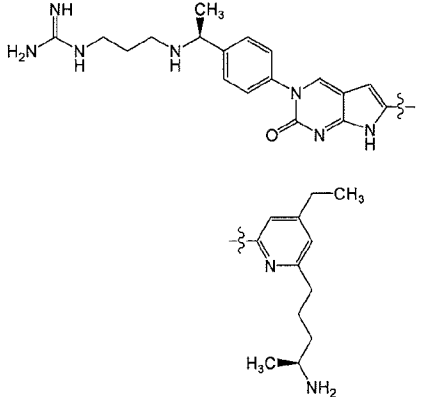
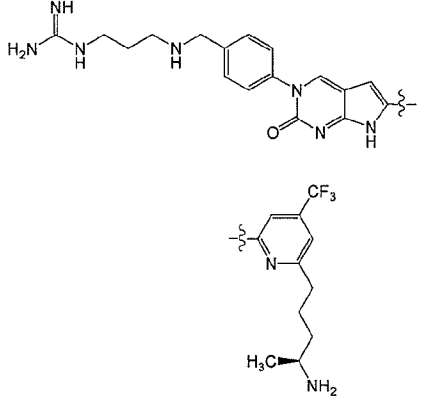
		
373		482.2
374		581.2
375		555.0

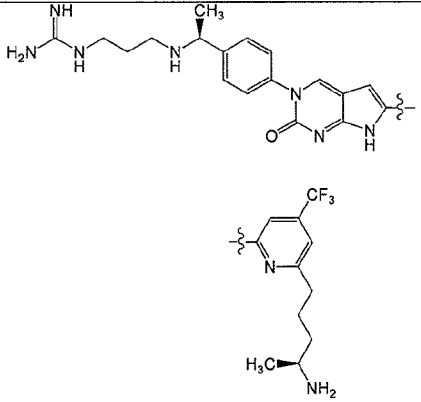
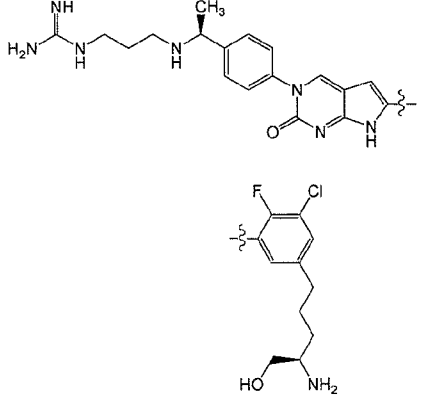
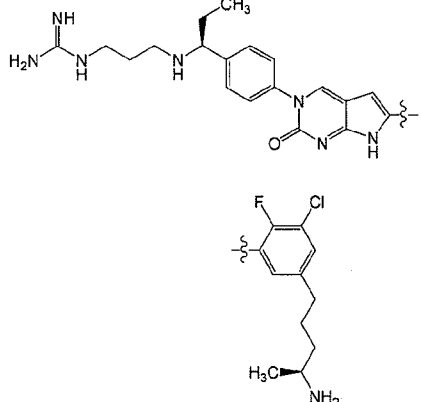
		
376		569.0
377		647.5
378		554.6

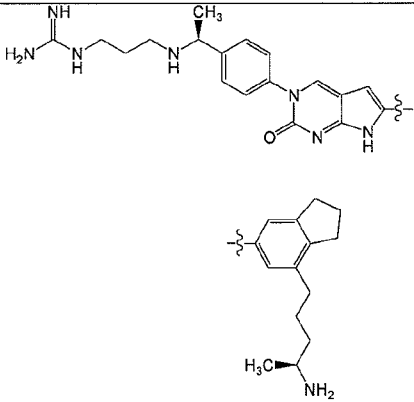
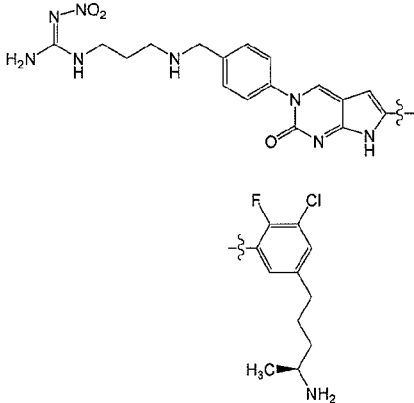
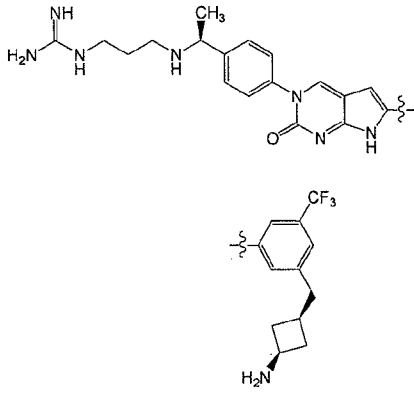
		
379		568.1
380		615.1
381		629.5

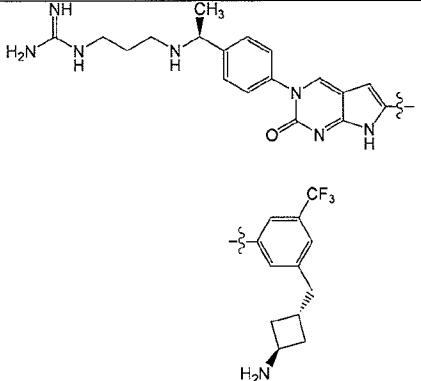
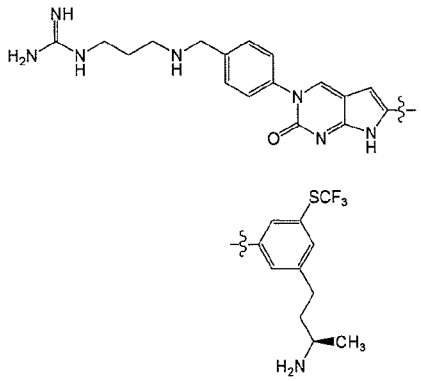
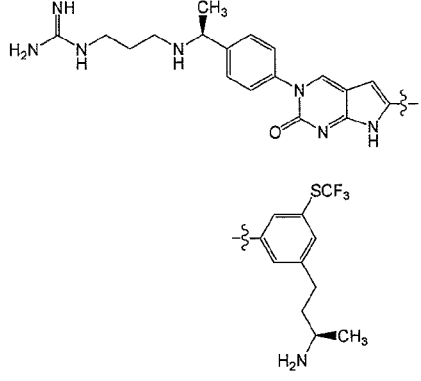
		
382		567.1
383		622.3
384		579.1

		
385		571.0
386		553.1
387		530.2

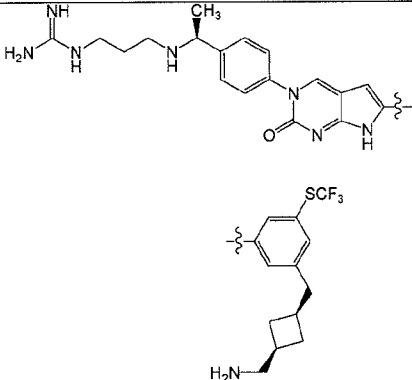
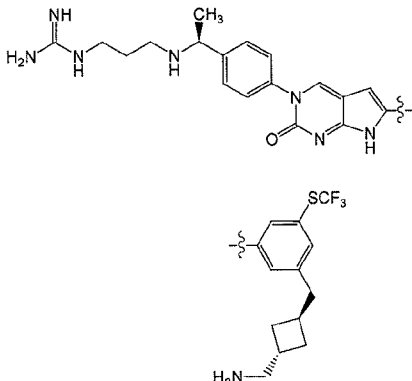
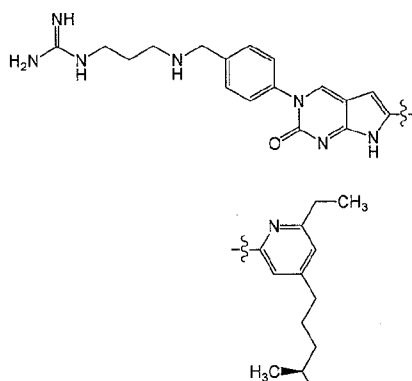
	 <p>Chemical structure of compound 388: A polymer chain (indicated by wavy lines) is substituted with a 1H-indole-3-carboxamide group. The indole ring is connected via its nitrogen atom to a 4-((S)-1-((S)-1-aminopropan-2-yl)butyl)phenyl group. The (S)-1-aminopropan-2-yl group is shown with a wedge bond to the methyl group. The (S)-1-aminopropan-2-yl group is connected via its nitrogen atom to a 4-((S)-1-((S)-1-aminopropan-2-yl)butyl)phenyl group.</p>	
388	 <p>Chemical structure of compound 388: A polymer chain (indicated by wavy lines) is substituted with a 1H-indole-3-carboxamide group. The indole ring is connected via its nitrogen atom to a 4-((S)-1-((S)-1-aminopropan-2-yl)butyl)phenyl group. The (S)-1-aminopropan-2-yl group is shown with a wedge bond to the methyl group. The (S)-1-aminopropan-2-yl group is connected via its nitrogen atom to a 4-((S)-1-((S)-1-aminopropan-2-yl)butyl)phenyl group.</p>	544.1
389	 <p>Chemical structure of compound 389: A polymer chain (indicated by wavy lines) is substituted with a 1H-indole-3-carboxamide group. The indole ring is connected via its nitrogen atom to a 4-((S)-1-((S)-1-aminopropan-2-yl)butyl)phenyl group. The (S)-1-aminopropan-2-yl group is shown with a wedge bond to the methyl group. The (S)-1-aminopropan-2-yl group is connected via its nitrogen atom to a 4-((S)-1-((S)-1-aminopropan-2-yl)butyl)phenyl group.</p>	570.1
390		584.1

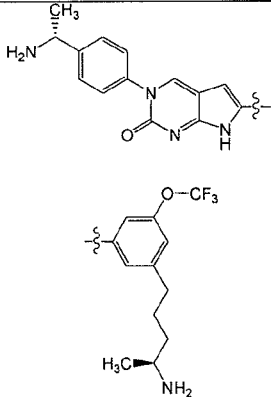
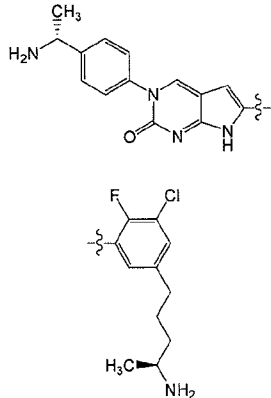
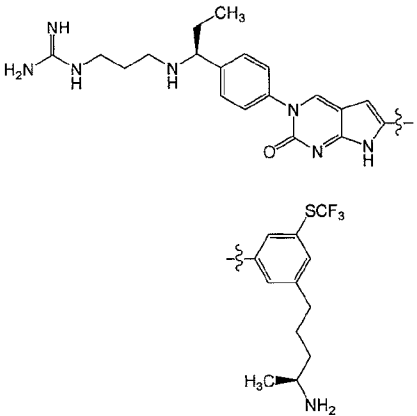
		
391		583.1
392		581.3
393		555.2

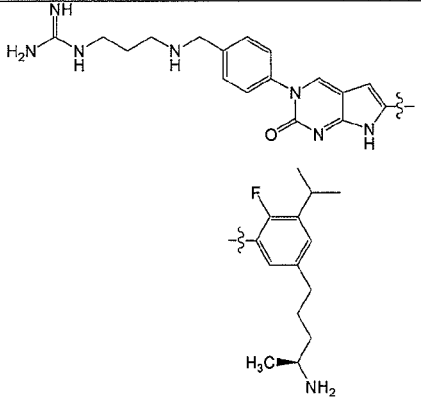
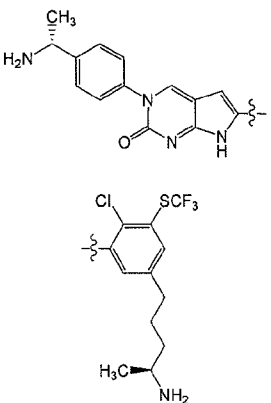
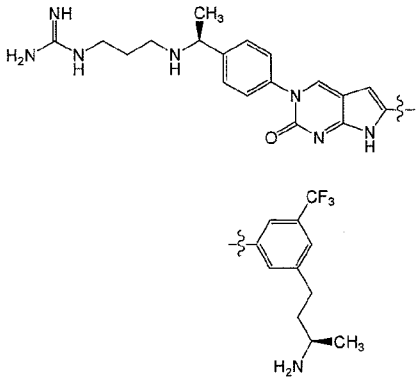
		
394		598.1
395		581.0
396		581.1

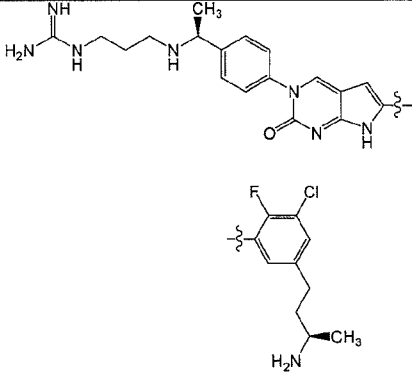
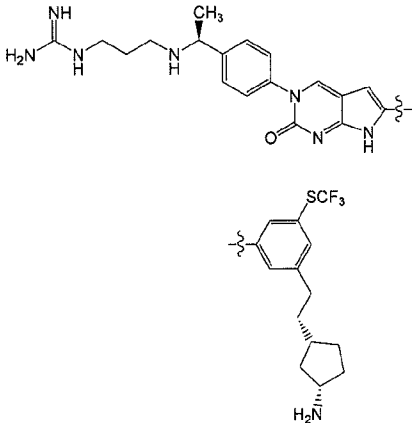
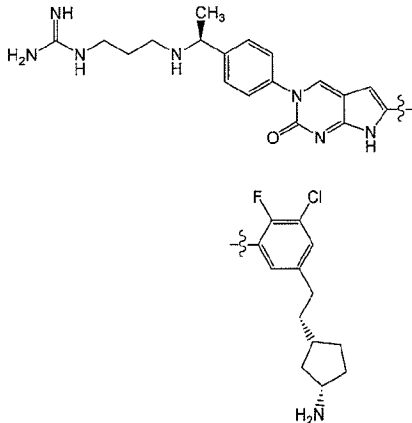
		
397		587.6
398		601.7
399		550.1

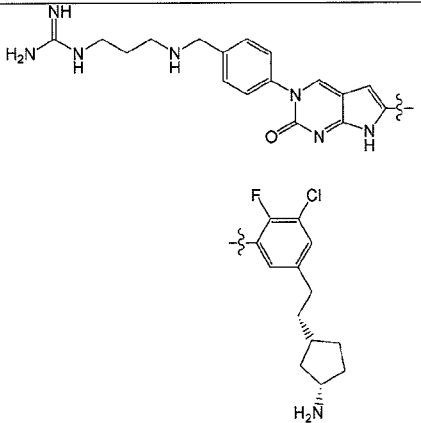
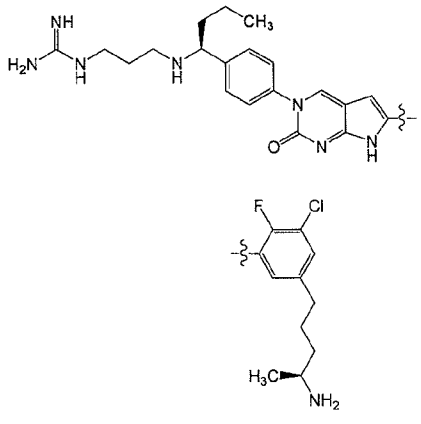
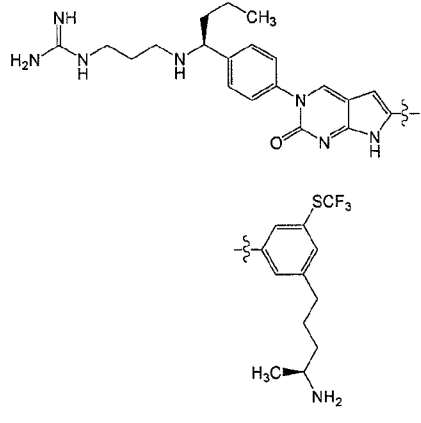
400	 	597.2
401	 	627.1
402	 	627.1

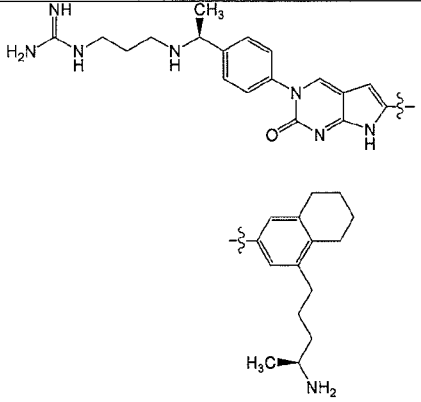
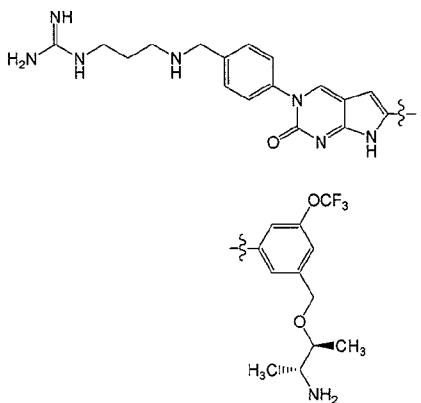
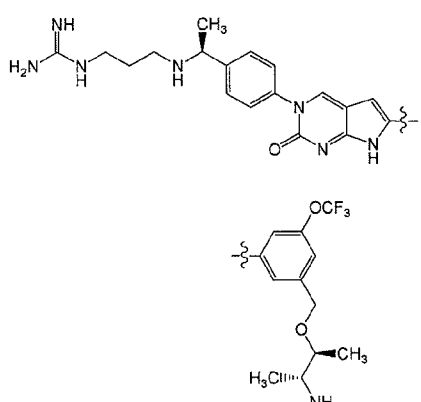
		
403		627.1
404		544.4
405		500.1

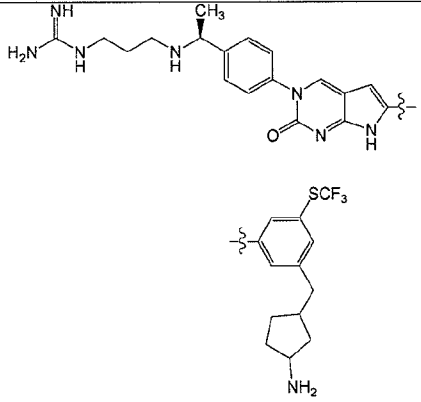
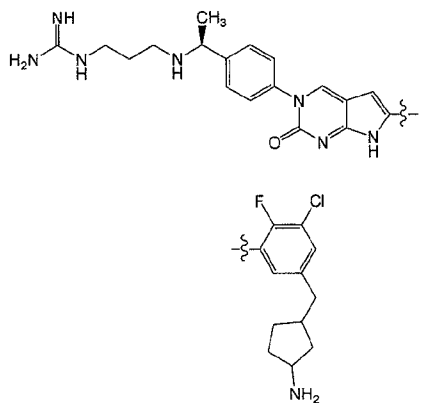
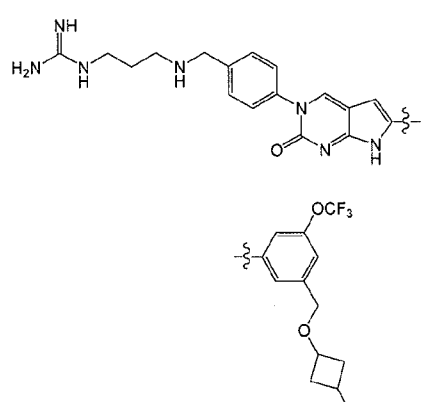
		
406		468.1
407		629.1
408		561.4

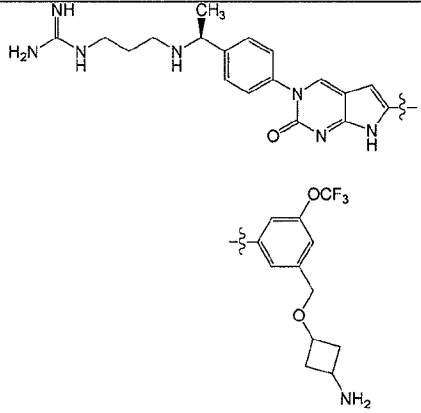
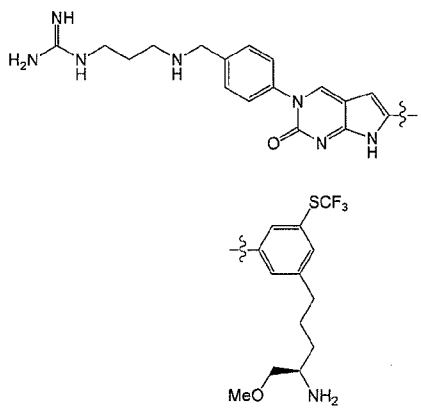
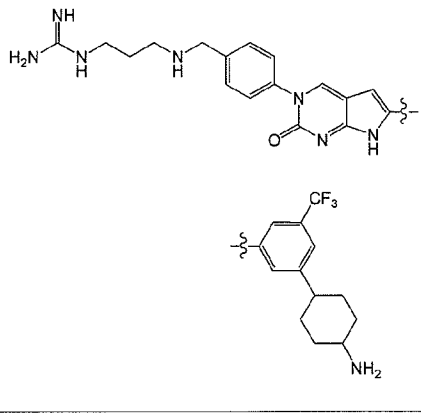
		
409		550.0
410		569.1
411		553.1

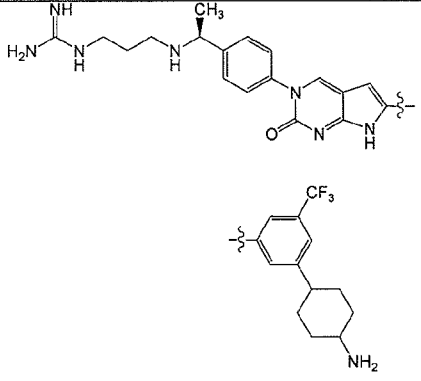
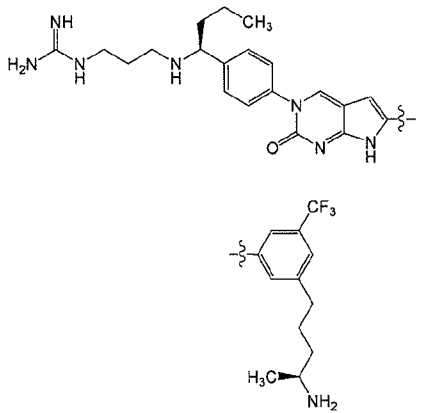
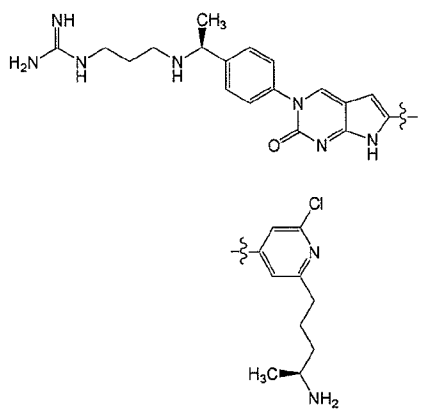
		
412		641.0
413		593.1
414		579.1

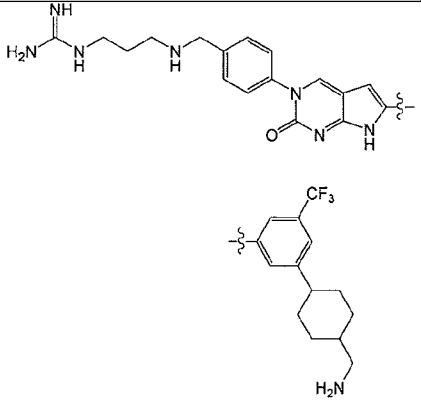
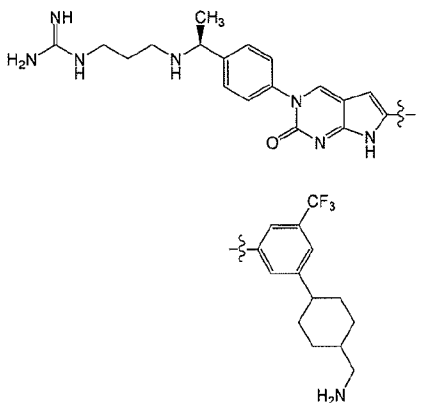
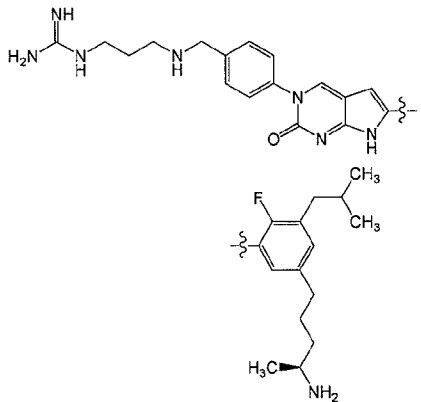
		
415		595.1
416		643.3
417		569.2

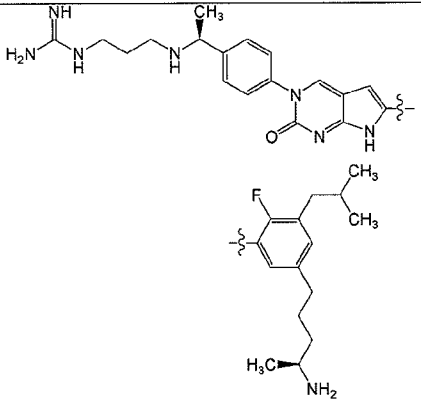
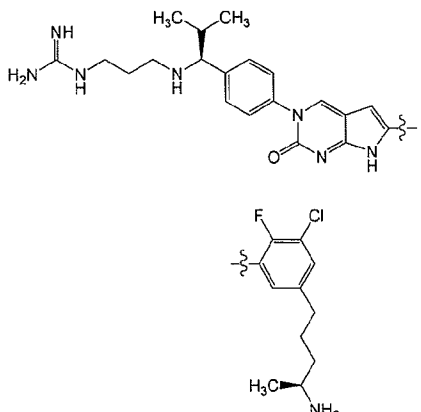
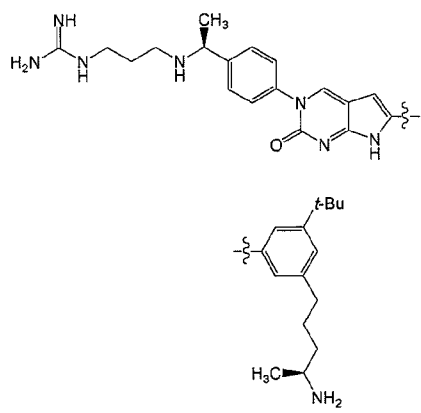
		
418		601.0
419		615.1
420		627.3

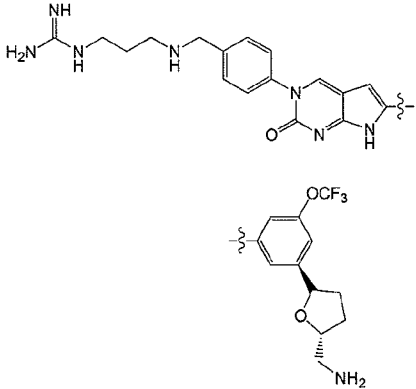
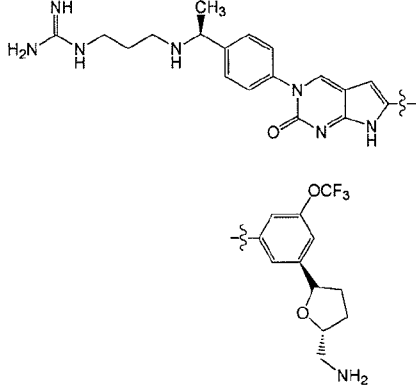
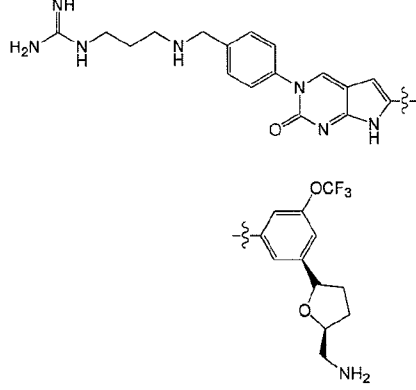
		
421		579.2
422		599.0
423		613.0

		
424		631.2
425		581.1
426		595.1

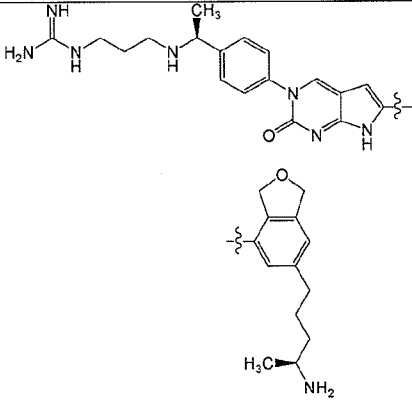
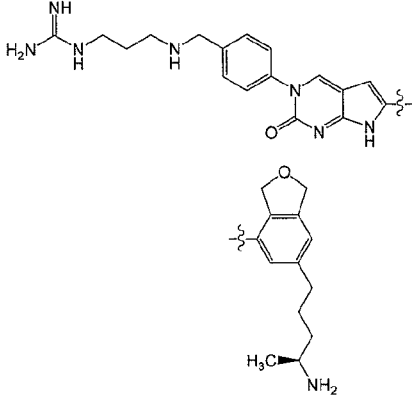
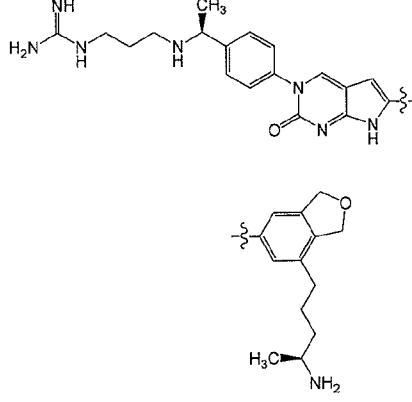
		
427		611.2
428		550.1
429		595.1

		
430		609.1
431		575.0
432		589.0

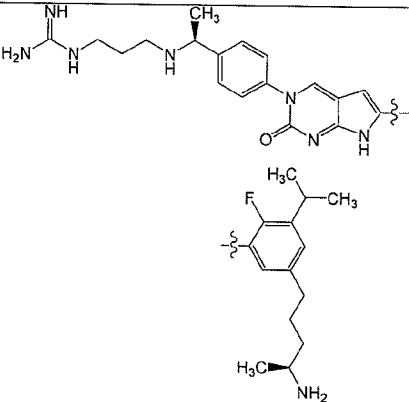
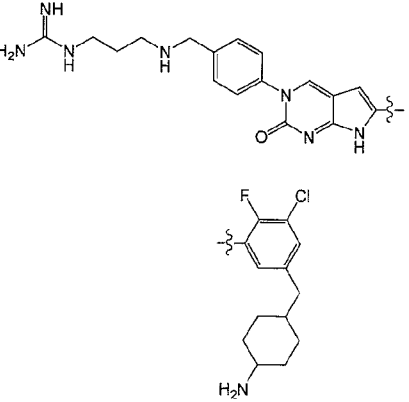
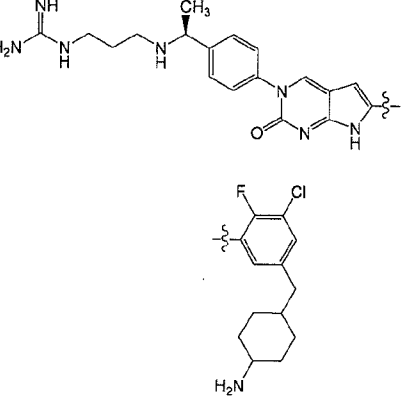
		
433		595.2
434		571.2
435		599.0

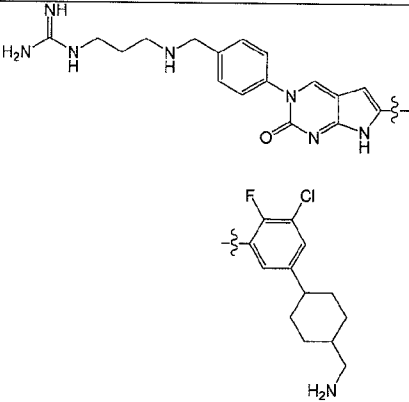
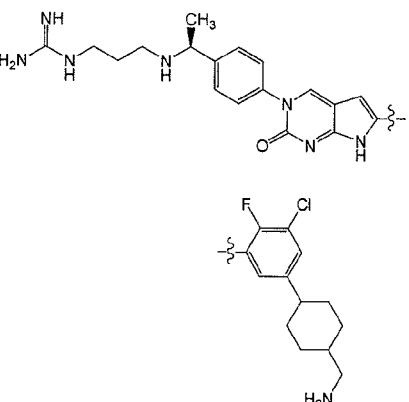
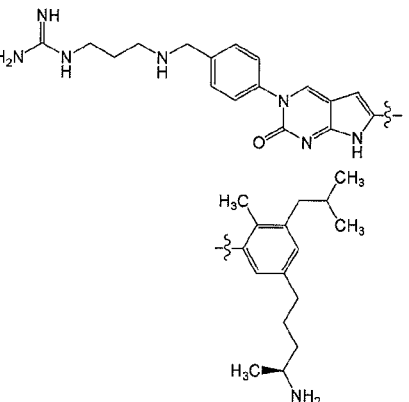
	 <p>Chemical structure of compound 436: A molecule featuring a 1H-imidazo[4,5-b]pyridine-2(1H)-one core. The nitrogen at position 7 is substituted with a 4-((4-aminophenyl)amino)butyl group. The nitrogen at position 4 is substituted with a 4-((4-((4-aminophenyl)amino)butyl)phenoxy)-2-(trifluoromethoxy)cyclopentyl group. The cyclopentyl ring is shown with stereochemistry: the trifluoromethoxy group is on a wedge and the 4-aminophenyl group is on a dash.</p>	
436	 <p>Chemical structure of compound 436: A molecule featuring a 1H-imidazo[4,5-b]pyridine-2(1H)-one core. The nitrogen at position 7 is substituted with a 4-((4-aminophenyl)amino)butyl group. The nitrogen at position 4 is substituted with a 4-((4-((4-aminophenyl)amino)butyl)phenoxy)-2-(trifluoromethoxy)cyclopentyl group. The cyclopentyl ring is shown with stereochemistry: the trifluoromethoxy group is on a wedge and the 4-aminophenyl group is on a dash.</p>	613.1
437	 <p>Chemical structure of compound 437: A molecule featuring a 1H-imidazo[4,5-b]pyridine-2(1H)-one core. The nitrogen at position 7 is substituted with a 4-((4-aminophenyl)amino)butyl group. The nitrogen at position 4 is substituted with a 4-((4-((4-aminophenyl)amino)butyl)phenoxy)-2-(trifluoromethoxy)cyclopentyl group. The cyclopentyl ring is shown with stereochemistry: the trifluoromethoxy group is on a wedge and the 4-aminophenyl group is on a dash.</p>	599.1
438		613.1

439		557.1
440		641.0
441		557.0

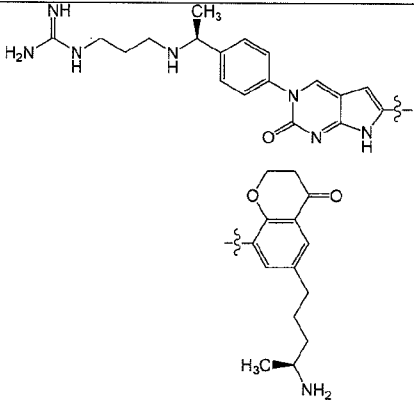
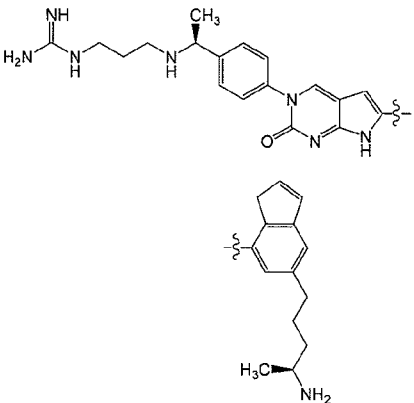
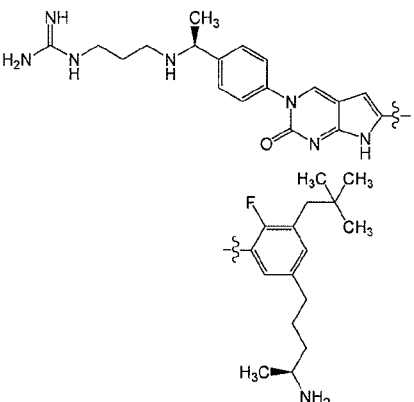
		
442		543.1
443		557.1
444		543.1

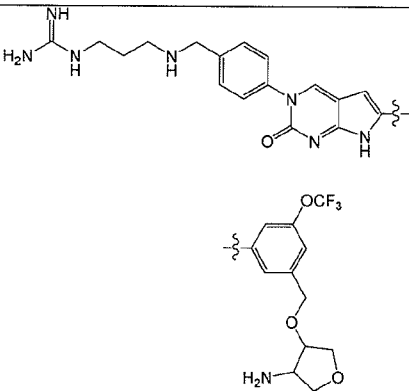
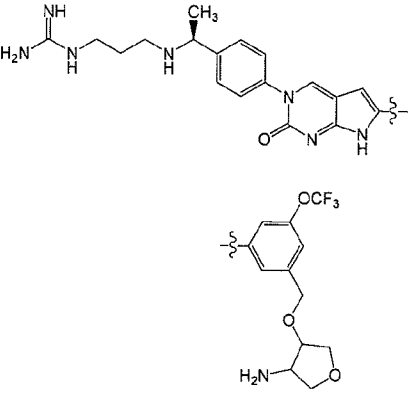
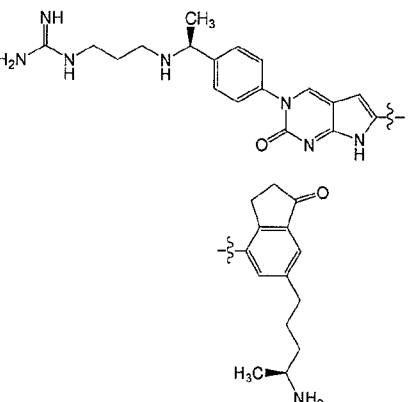
445		583.1
446		557.1
447		575.1

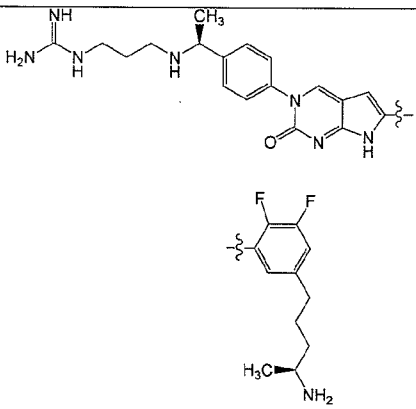
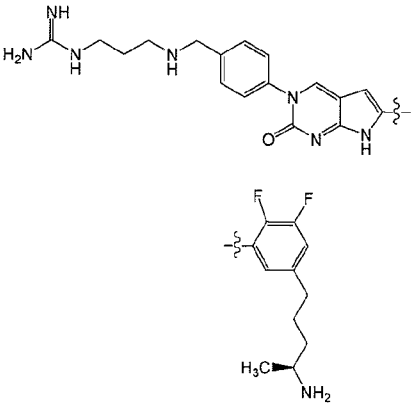
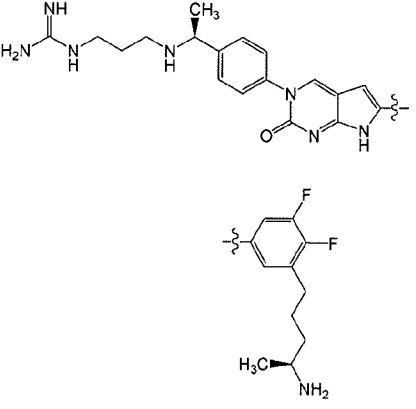
		
448		579.2
449		593.0
450		579.0

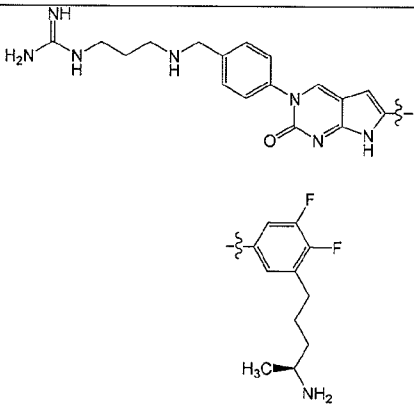
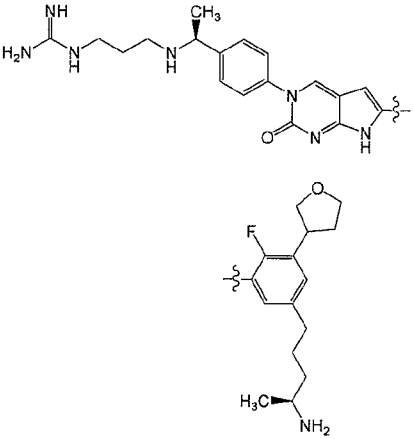
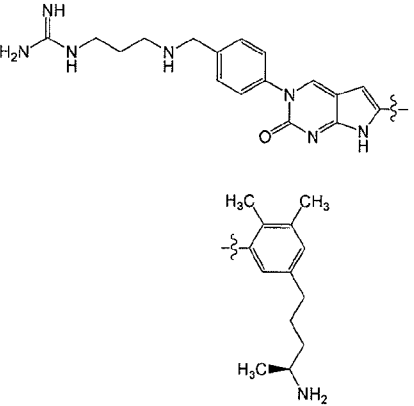
		
451		593.0
452		571.0
453		585.0

454		585.1
455		599.1
456		585.2

		
457		553.1
458		603.0
459		615.0

		
460		629.0
461		569.1
462		551.1

		
463		537.0
464		551.1
465		537.1

		
466		603.1
467		529.1
468		543.1

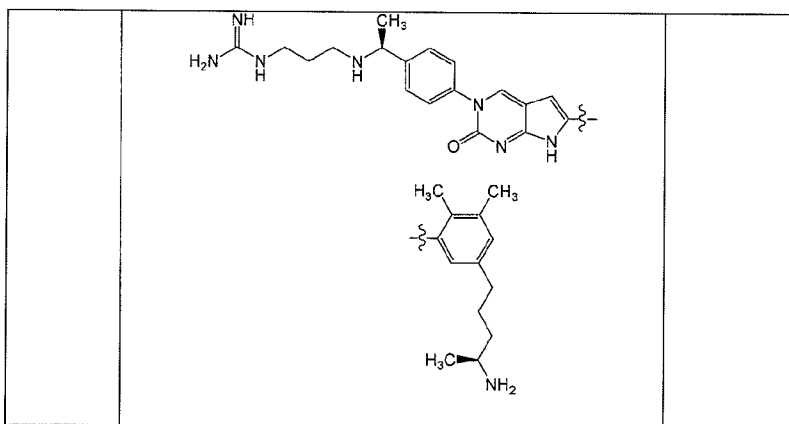
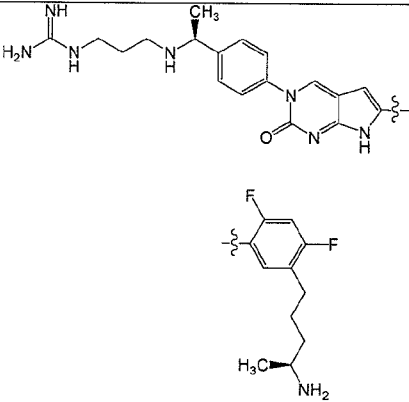
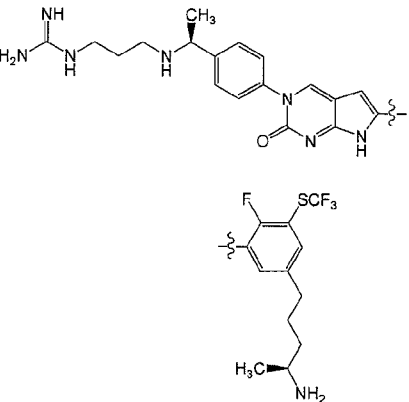

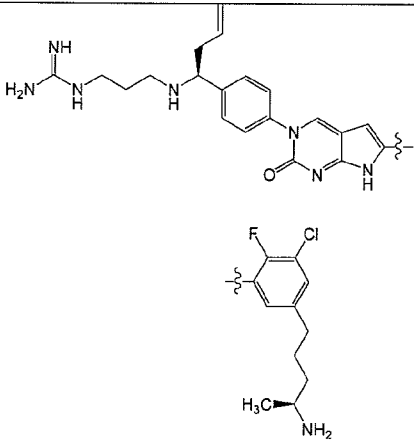
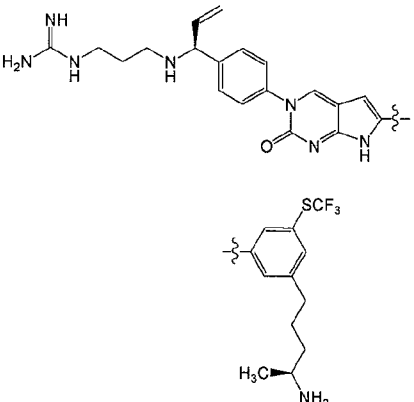


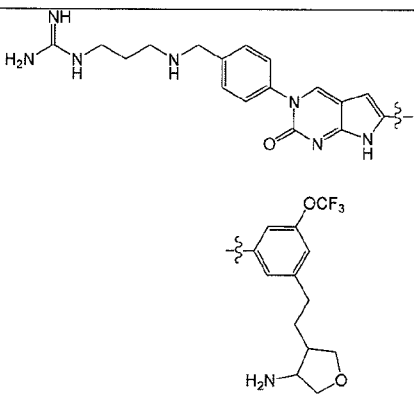
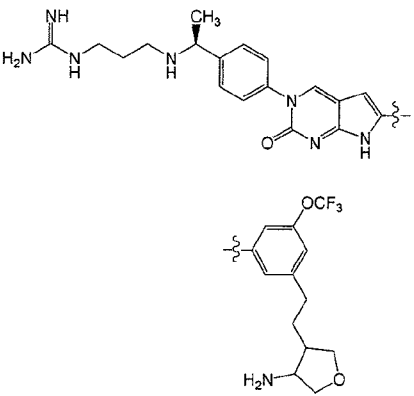
Table 2aa

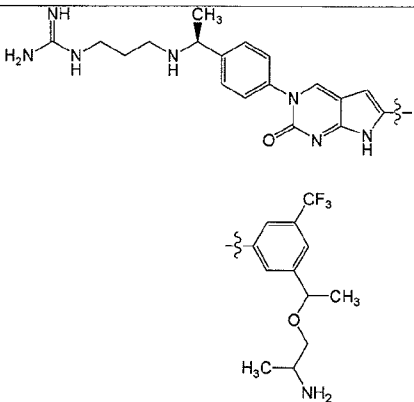
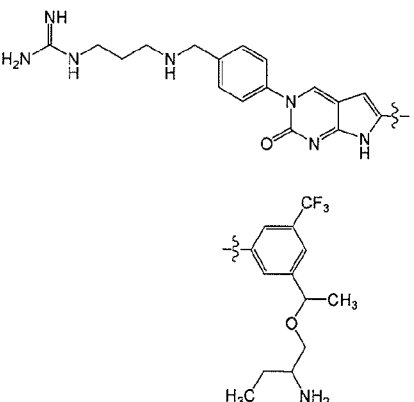
Comp. No.	Structure	LCMS
469	<p>Chemical structure of compound 469, showing a central benzene ring substituted with a 4-aminophenyl group, a 4-methylphenyl group, and a 4-(2-amino-2-methylpropyl)phenyl group. The 4-aminophenyl group is further substituted with a 4-aminophenyl group. The 4-methylphenyl group is further substituted with a 4-methylphenyl group. The 4-(2-amino-2-methylpropyl)phenyl group is further substituted with a 4-methylphenyl group.</p>	573.1
470		551.1

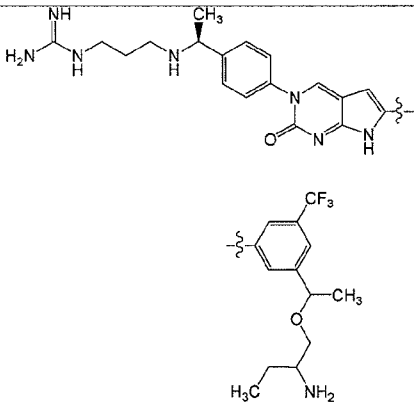
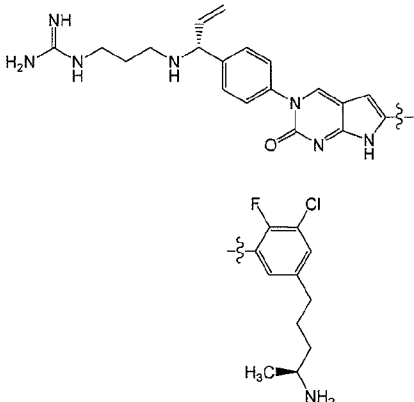
		
471		633.1
472		593.1

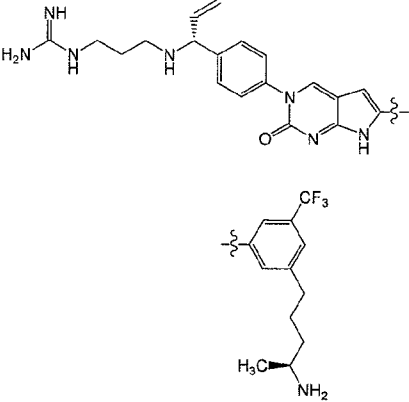
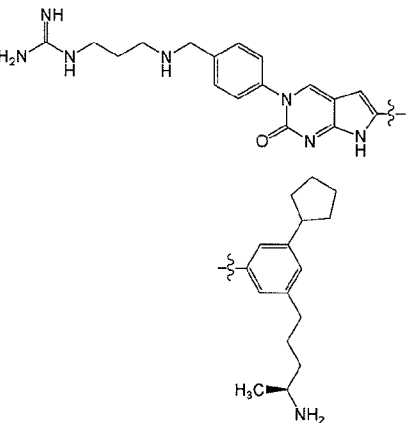
	 <p>Chemical structure of compound 473: A molecule featuring a 1H-indazole-3-carboxamide core. The indazole ring is substituted at the 4-position with a (S)-1-((4-((S)-1-aminopropan-2-yl)butyl)phenyl)propan-1-yl group. The amide group is attached to the 2-position of the indazole ring. The amide group is further substituted with a (S)-1-aminopropan-2-yl group. The amide group is further substituted with a (S)-1-aminopropan-2-yl group.</p>	
473	 <p>Chemical structure of compound 474: A molecule featuring a 1H-indazole-3-carboxamide core. The indazole ring is substituted at the 4-position with a (S)-1-((4-((S)-1-aminopropan-2-yl)butyl)phenyl)propan-1-yl group. The amide group is attached to the 2-position of the indazole ring. The amide group is further substituted with a (S)-1-aminopropan-2-yl group. The amide group is further substituted with a (S)-1-aminopropan-2-yl group.</p>	627.2
474		609.1

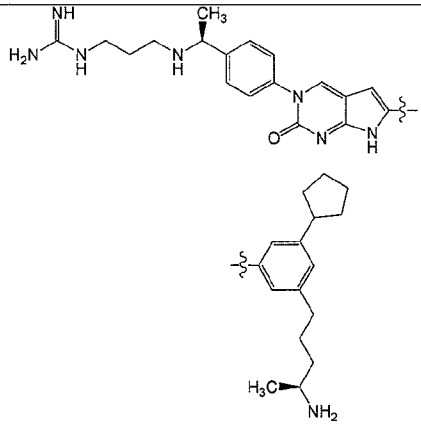
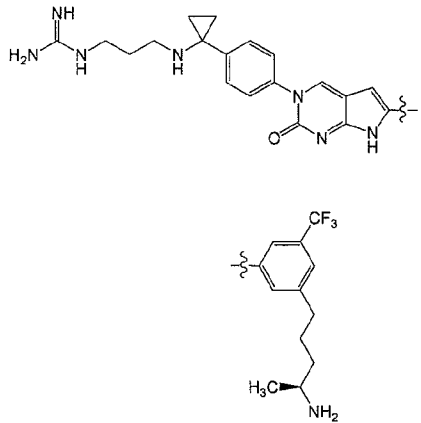
475		579.1
476		613.1

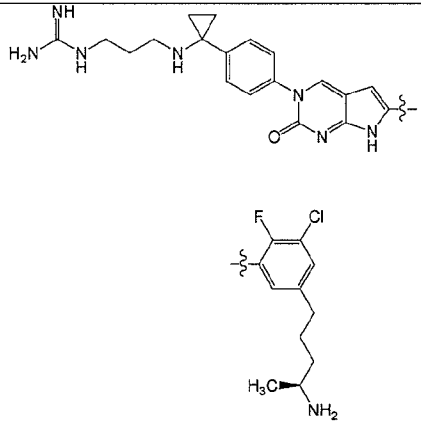
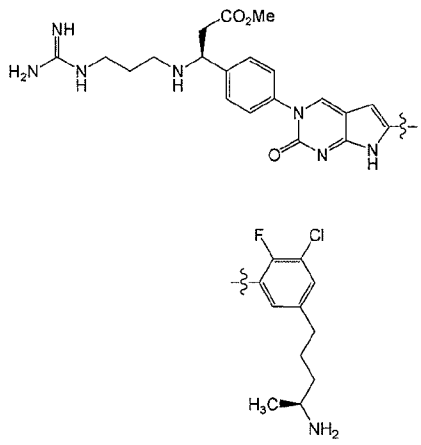
		
477		627.2
478		599.2

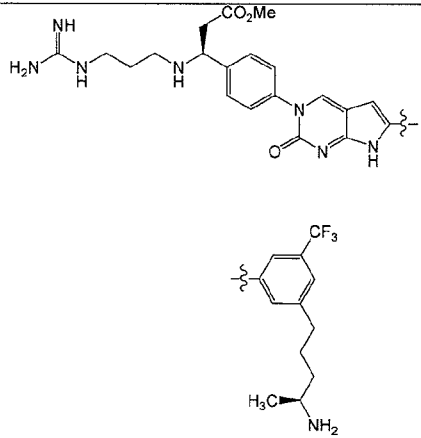
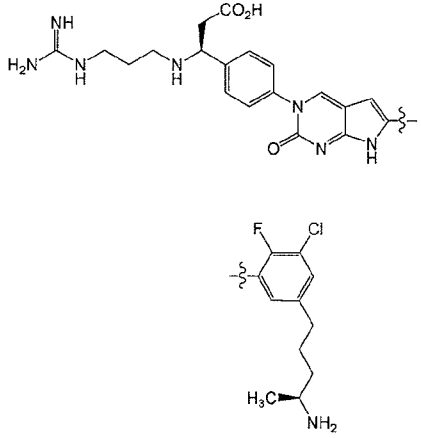
		
479		599.1
480		613.1

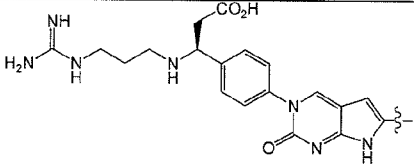
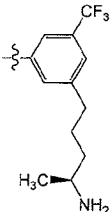
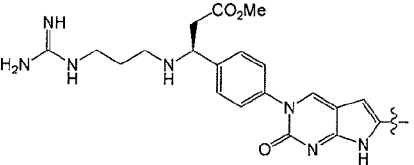
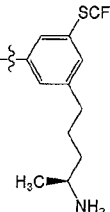
		
481		579.1
482		595.1

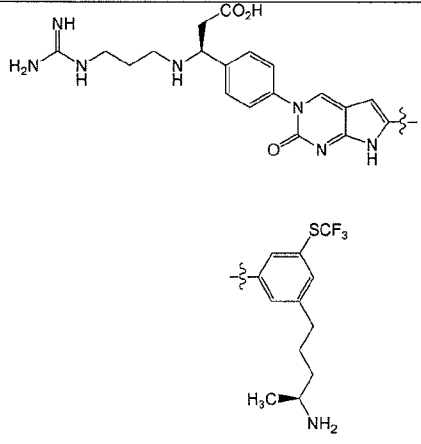
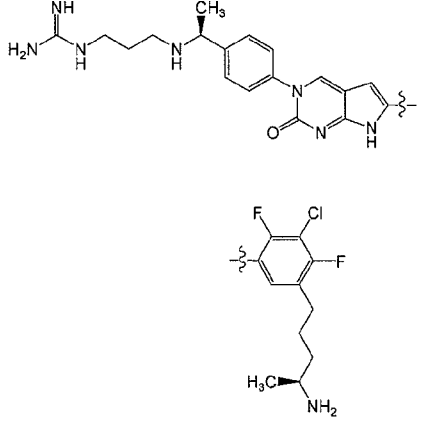
		
483		569.3
484		583.1

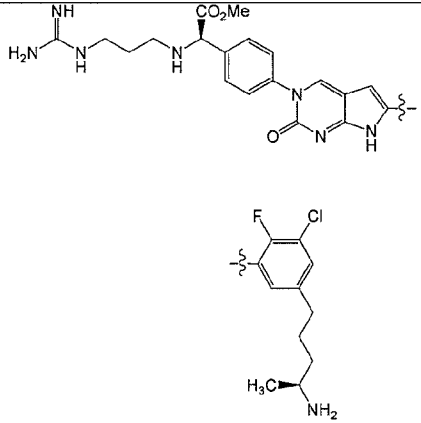
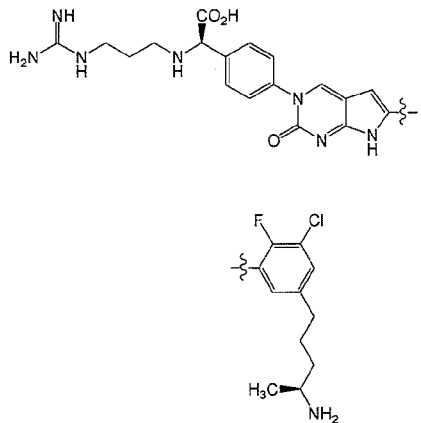
		
485		595.1
486		579.1

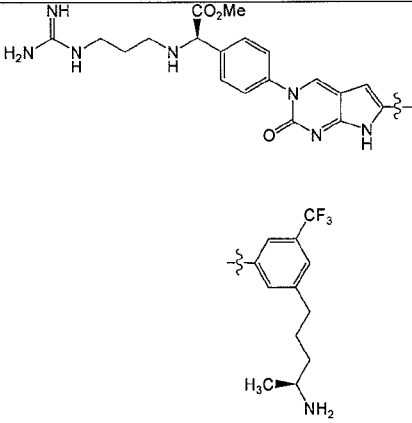
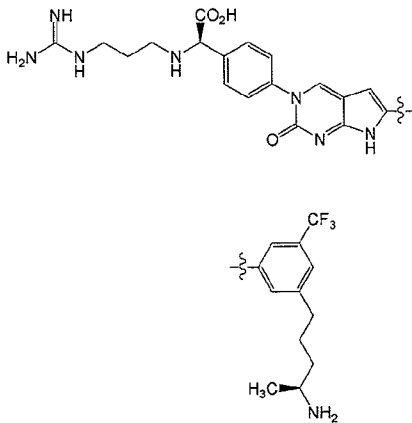
		
487		625.1
488		641.0

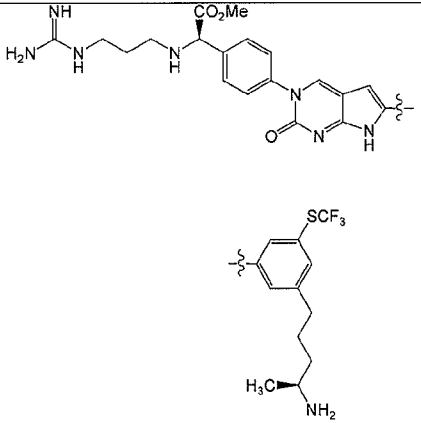
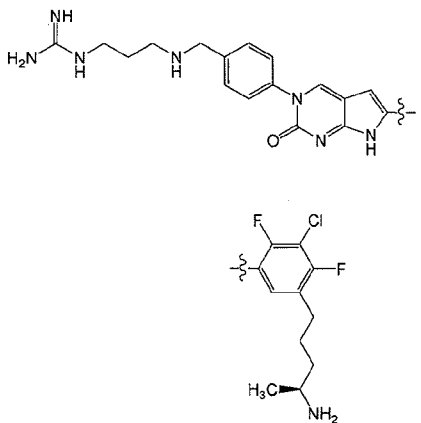
		
489		611.1
490		627.1

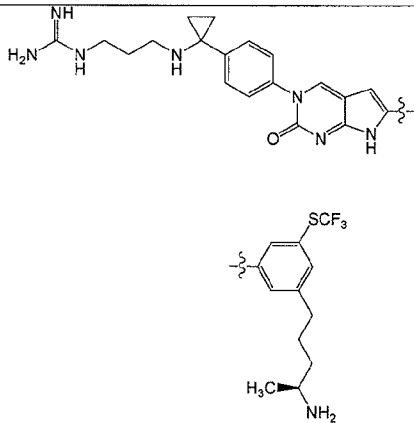
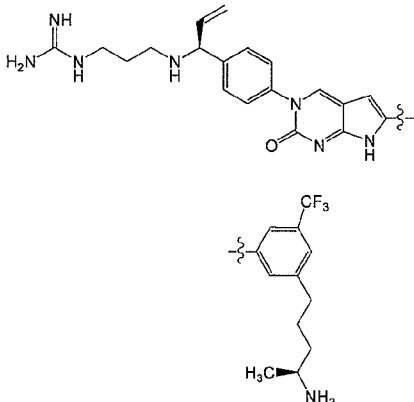
	 	
491	 	673.2
492		659.1

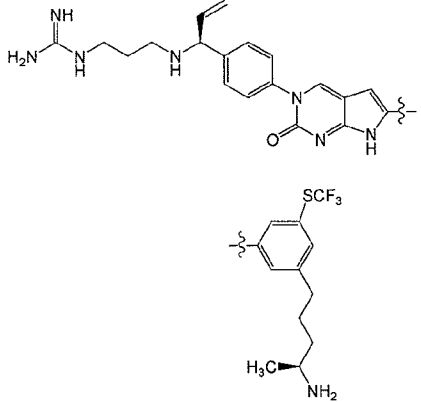
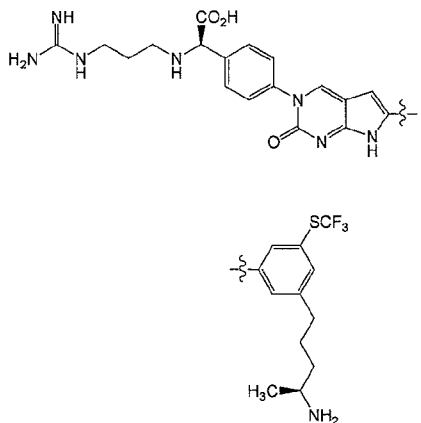
	 <p>The structure shows a molecule with a carboxylic acid group (CO₂H) and a trifluoromethyl group (SCF₃). It features a central benzene ring connected to a pyrazole ring system. A side chain includes a guanidine group (H₂N-C(=NH)-NH-) and a chiral center with a methyl group (H₃C) and an amino group (NH₂).</p>	
493	 <p>The structure shows a molecule with a methyl group (CH₃) and a 2,4-difluoro-3-chlorophenyl group. It features a central benzene ring connected to a pyrazole ring system. A side chain includes a guanidine group (H₂N-C(=NH)-NH-) and a chiral center with a methyl group (H₃C) and an amino group (NH₂).</p>	585.1
494		611.1

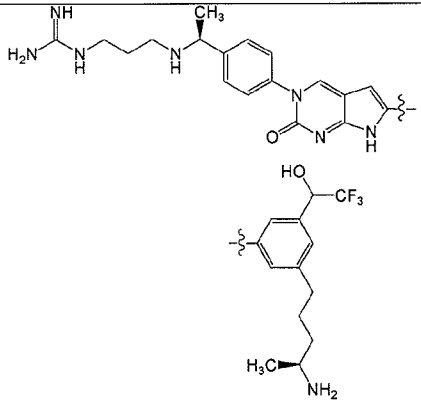
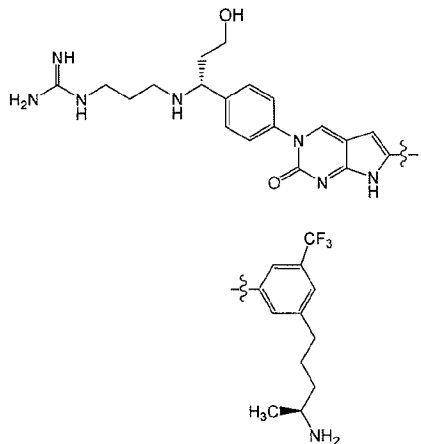
	 <p>The structure shows a 1H-indole-3-carboxamide derivative. The indole ring is substituted at the 3-position with a methyl ester group (-CO₂Me) and at the 4-position with a 4-chloro-3-fluorophenyl group. The amide group is attached to the indole ring via a methylene chain.</p>	
495	 <p>The structure is identical to the one above, but the methyl ester group (-CO₂Me) is replaced by a carboxylic acid group (-CO₂H).</p>	597.0
496		627.1

		
497		613.0
498		659.2

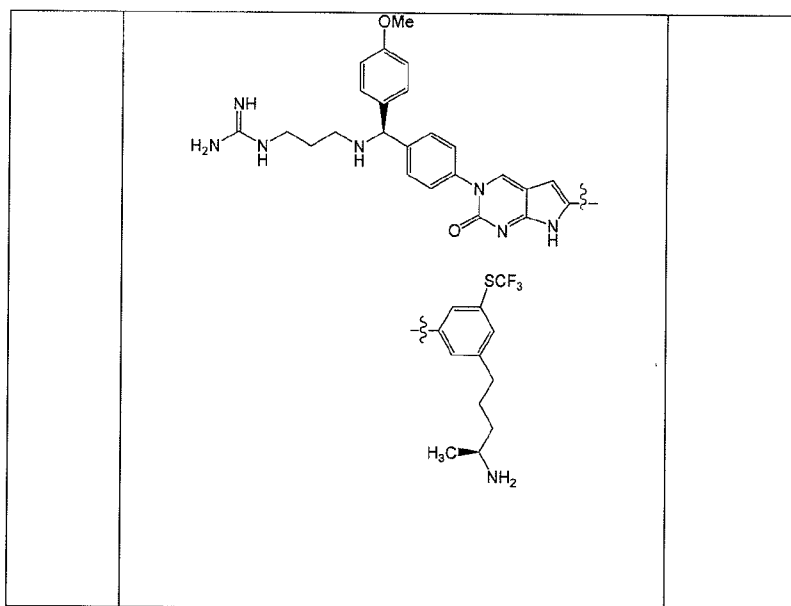
		
499		571.0
500		627.0

		
501		595.1
502		627.1

		
503		645.1
504		306.9 [M+1]/2

		
505		613.1
506		597.1

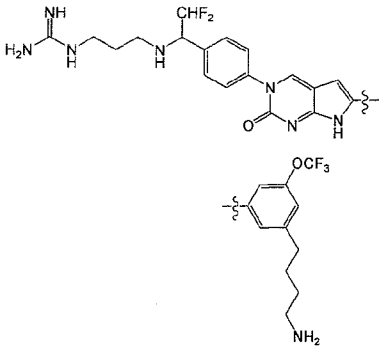
507		645.3
508		707.1



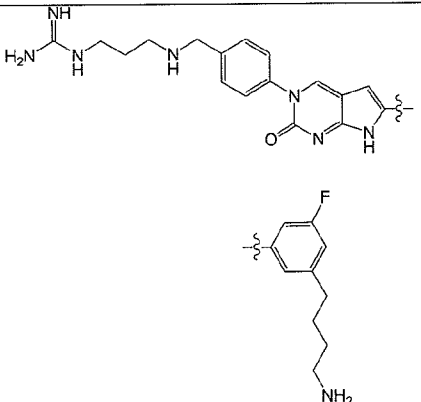
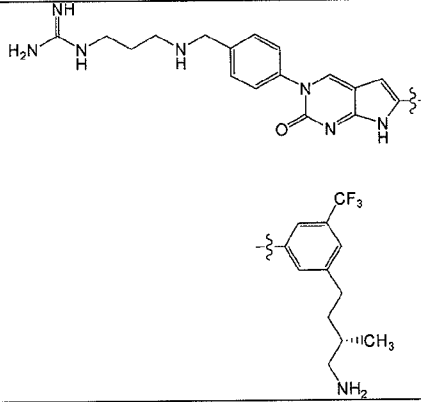
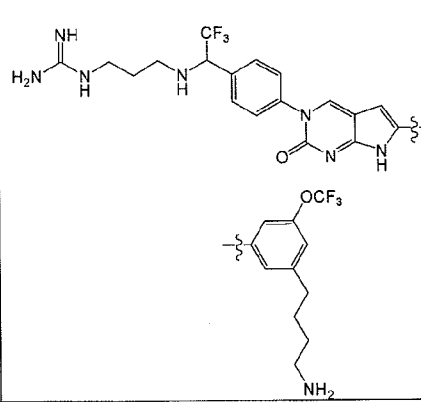
In one embodiment, the invention is not the compound selected from:

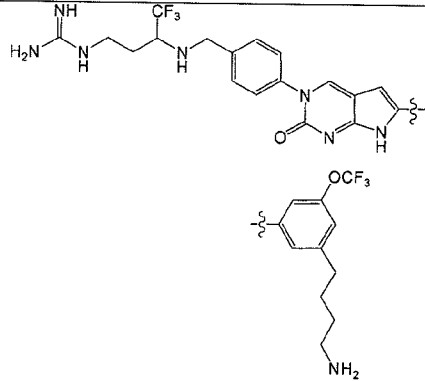
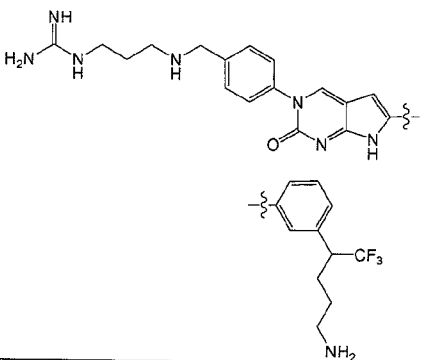
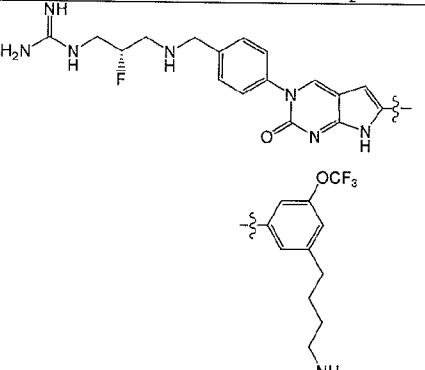
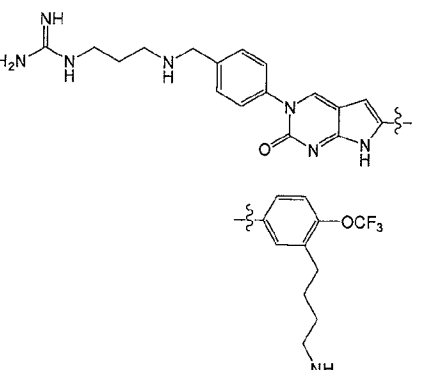
Table AA

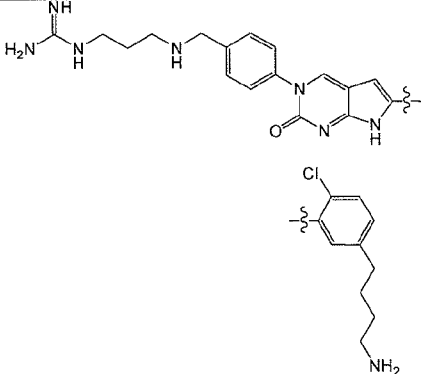
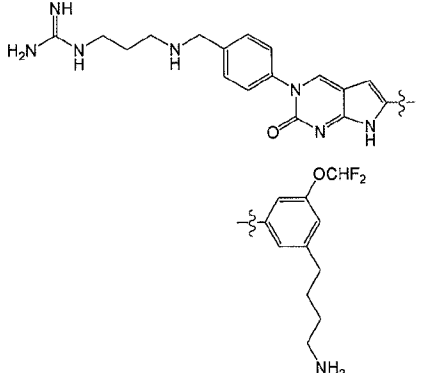
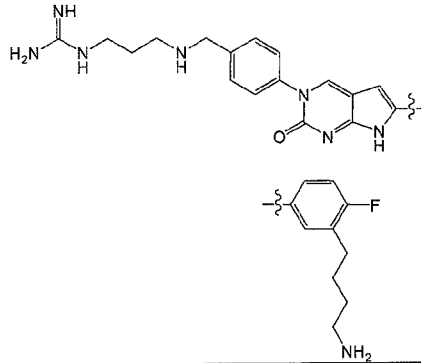
5

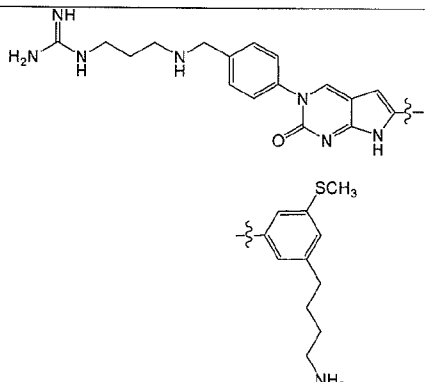
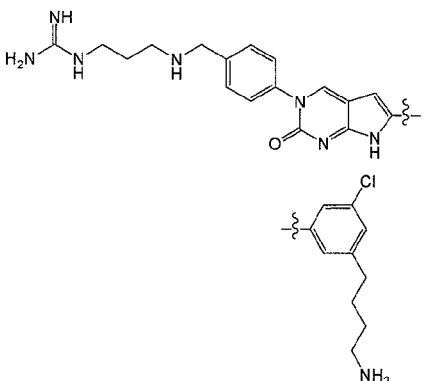
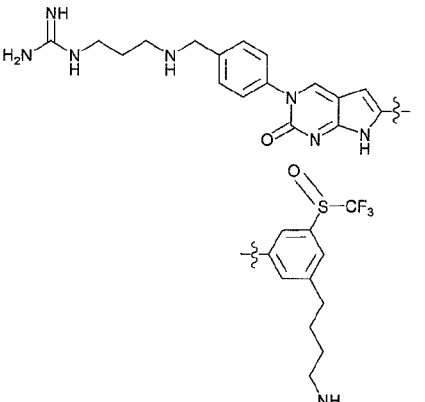
Z1	 <p>The structure shows a central pyrazole ring. One nitrogen of the pyrazole is connected to a 4-(trifluoromethoxy)phenyl group. The other nitrogen is connected to a 4-(trifluoromethylthio)phenyl group. A 4-((4-(trifluoromethoxy)phenyl)amino)phenyl group is attached to the pyrazole ring. This phenyl group is further substituted with a guanidino group (H₂N-C(=NH)-NH-) and a 1,1,1-trifluoro-2-aminopropan-2-yl group (C(CH₃)₂-NH₂).</p>
Z2	

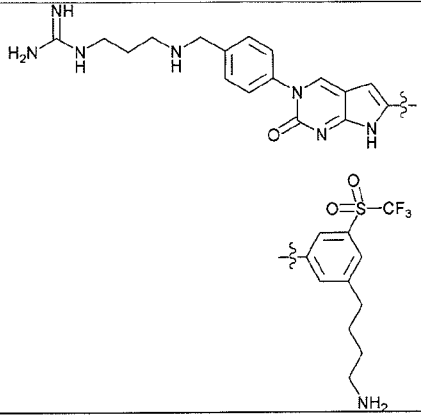
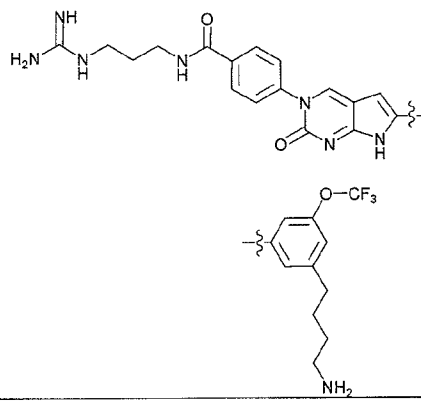
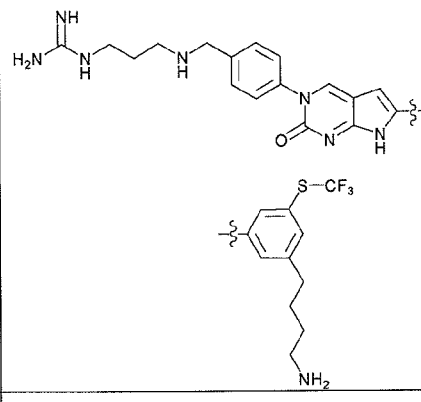
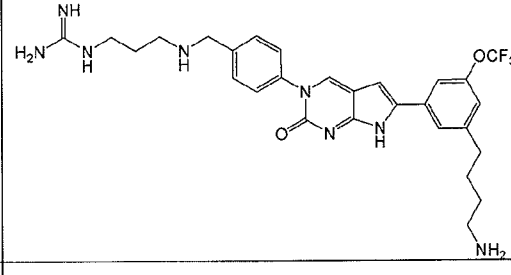
Z3	
Z4	
Z5	

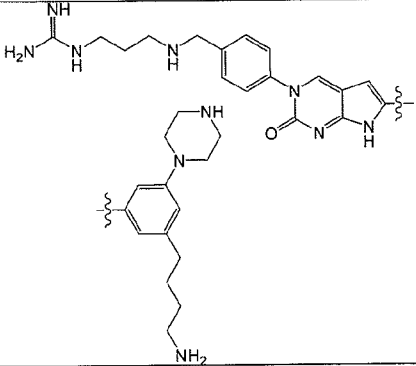
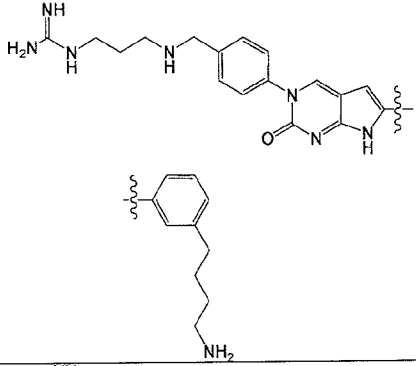
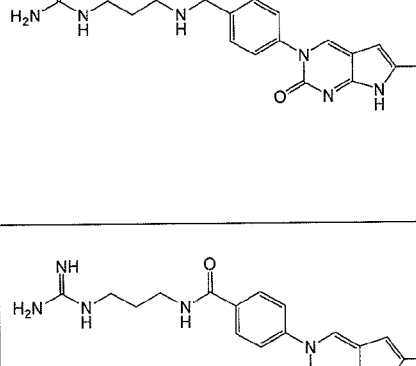

	
Z6	
Z7	
Z8	

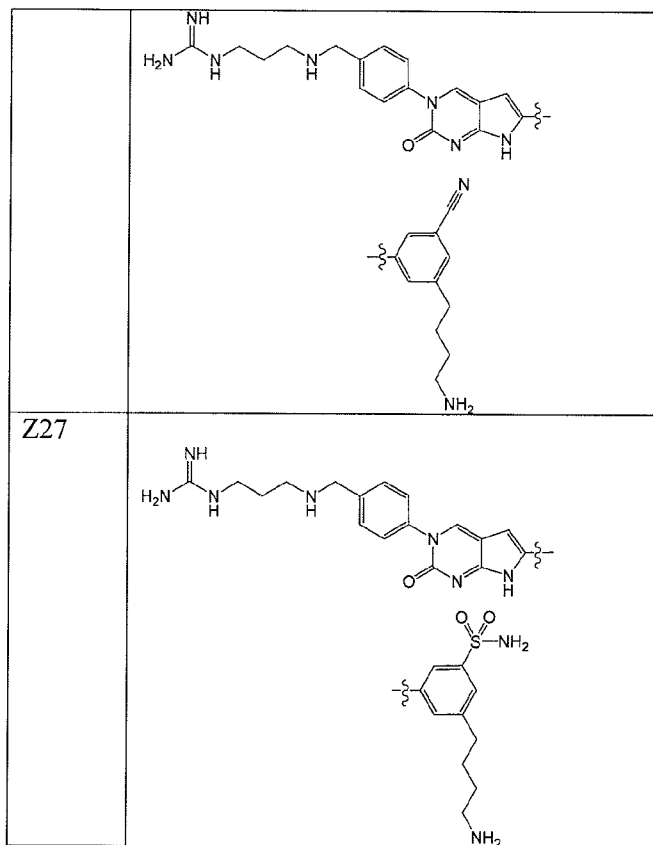
	
Z9	
Z10	
Z11	

Z12	
Z13	
Z14	
Z15	

	
Z16	
Z17	
Z18	

	
Z19	
Z20	
Z21	
Z22	

	
Z23	
Z24	
Z25	
Z26	

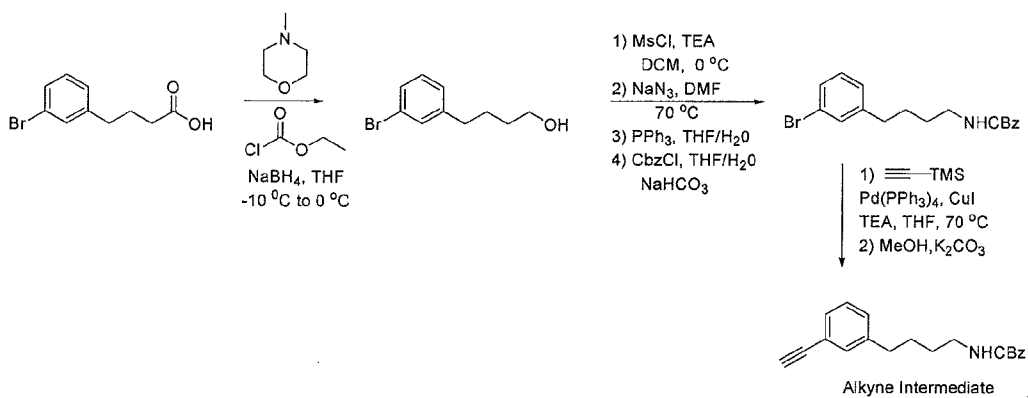


The compounds of the present invention can be made using synthetic chemical techniques well known to those of skill in the art.

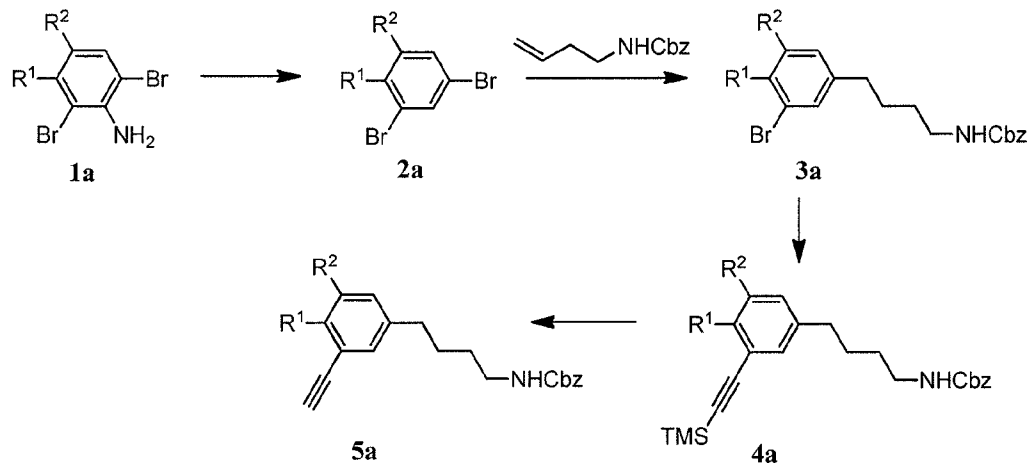
5 EXAMPLES

Example 1 Synthesis of Alkyne Intermediate

The alkyne intermediate can generally be synthesized according to the scheme:



Example 2 Synthesis of Pyrrolocytosines Compound 37 ($R^1=Cl$, $R^2=F$) and Compound 91 ($R^1=F$, $R^2=Cl$)



Compounds 37 and 91 can be synthesized according to the scheme. Compound 37 can be synthesized according to the procedures detailed below. Similar procedures can be used to synthesize compound 91. Variables R^1 and R^2 in the scheme are not the same as in the claims, and they are used in this scheme for purposes of this particular example.

10

Synthesis of Compound 31 from 1,5-dibromo-2-chloro-3-fluoro-benzene (2a):

A solution of 2,6-dibromo-3-chloro-4-fluorophenylamine (**1a**, 4.85 g, 16 mmol, 1 eq.) in DMF (20 mL) was added to a solution of isoamyl nitrite (3.46 mL, 25.6 mmol, 1.6 eq.) in DMF (12 mL) at 70 °C. The mixture was heated at 70 °C for 3 h before it was cooled to room temperature, quenched with 1 N NaOH aqueous solution (150 mL), and extracted with EtOAc (200 mL). The EtOAc extract was washed with brine (100 mL x 2), dried over $MgSO_4$, filtered and concentrated. The residue was purified by flash chromatography (heptane) to give desired product **2a** as colorless oil (3.70 g, 80%).

20 **Synthesis of [4-(3-bromo-4-chloro-5-fluoro-phenyl)-butyl]-carbamic acid benzyl ester (3a):**

A solution of but-3-enyl-carbamic acid benzyl ester (5.00 g, 24.36 mmol, 1 eq) in anhydrous toluene (60 mL) was cooled under argon to 0-5 °C. 9-BBN (0.50 M, solution in THF; 54.6 mL, 26.80 mmol, 1.1 eq.) was added dropwise, and the mixture was allowed to

reach room temperature. After 24 h, the resulting solution was added dropwise at room temperature to a mixture of **2a** (7.03 g, 24.36 mmol, 1 eq.), 1N NaOH/H₂O (40 mL, 40 mmol, 1.6 eq.), and toluene (20 mL). The mixture was then degassed with argon and Pd(PPh₃)₄ (1.13 g, 0.98 mmol, 0.04eq.) was added. The mixture was rapidly stirred under argon at 60 °C for 24 h, before cooling to room temperature. The mixture was partitioned between EtOAc (150 mL) and brine (150 mL). The organic phase was washed with brine (200 mL), dried over Na₂SO₄, filtered and concentrated. The crude product was purified by flash chromatography on silica gel (0-50% EtOAc in Heptane) to afford **3a** as a colorless oil (3.54 g, 35%).

10 **Synthesis of [4-(4-chloro-3-fluoro-5-trimethylsilanylethynyl-phenyl)-butyl]-carbamic acid benzyl ester (4a):**

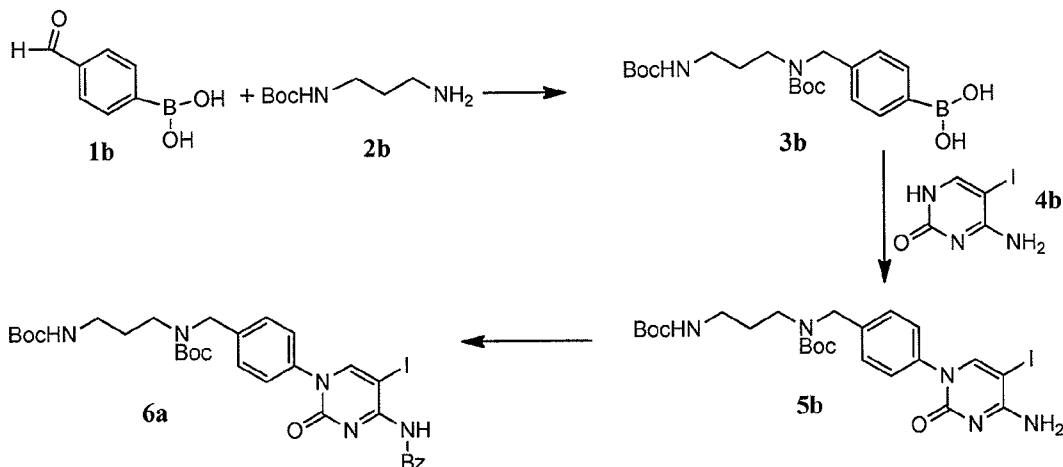
A mixture of **3a** (4.78 g, 11.51 mmol, 1 eq.), CuI (175 mg, 0.92 mmol, 0.08 eq.), Pd(PPh₃)₂Cl₂ (323 mg, 0.46 mmol, 0.04 eq.) and DMF (30 mL) was degassed. Trimethylsilylacetylene (4.23 mL, 21.02 mmol, 2 eq.) was added under argon, followed by Et₃N (4.81 mL, 34.53 mmol, 3 eq.). The resulting mixture was heated at 70 °C for 24 h. After cooling to room temperature, the reaction mixture was diluted with EtOAc (250 mL) was washed with brine (150 mL x 2 containing 15 mL 28% NH₄OH). The EtOAc solution was dried over MgSO₄, filtered and concentrated. The crude product was purified by flash chromatography (0-50%, EtOAc in heptane) to afford **4a** (4.50 g, 90%).

20 **Synthesis of [4-(4-Chloro-3-ethynyl-5-fluoro-phenyl)-butyl]-carbamic acid benzyl ester (5a):**

K₂CO₃ (2.76 g, 20 mmol, 2 eq.) was added to a solution of **4a** (4.50 g, 10.36 mmol, 1 eq.) in degassed MeOH (200 mL). The suspension was stirred at room temperature for 30 min. before concentration. The residue was partitioned between EtOAc (200 mL) and brine (200 mL). The EtOAc layer was separated and washed further with brine (100 mL), dried over MgSO₄, filtered and concentrated. The crude product was purified by flash chromatography (0-50%, EtOAc in heptane) to afford **5a** as a colorless oil (3.60 g, 96%).

30 **Synthesis of 6a:**

Intermediate **6a** can generally be synthesized according to the scheme:



Synthesis of compound 3b:

- 5 Compound 2b (65.0 g, 373 mmol) was dissolved in ethanol (150 mL). The flask was purged with argon. Compound 1b (55.93 g, 373 mmol) was then added and the mixture was stirred at room temperature for 2 h. The reaction solution was then added via addition funnel, over 20 minutes, to a suspension of NaBH₄ (14.18 g, 373 mmol) in toluene (150 mL), at 0°C. The ice bath was removed, and the resulting mixture was stirred at room temperature for 3 h.
- 10 1N HCl (750 mL) was added to the solution, and the mixture was stirred at room temperature for 30 min. K₂CO₃ (205.9 g, 1.49 mol), Boc₂O (81.41 g, 373 mmol), and THF (200 mL) were added to the solution, and stirred at room temperature for 23 h. Reaction solution was partitioned between EtOAc and 1:1 brine/H₂O. The aqueous layer was washed with EtOAc (2 x 300 mL). The combined organic layers were washed with brine (500 mL); dried over
- 15 Na₂SO₄; filtered, and concentrated. The crude product was purified by Combi Flash chromatography, in 3 portions, affording the product as a white solid (119.43 g, 78 %); ¹H-NMR (300 MHz, CDCl₃) δ 1.43 (bs, 18H), 1.63 (m, 2H), 2.95–3.30 (m, 4H), 4.45 (m, 2H), 5.93 (bs, 1H), 7.22 (bs, 1H), 7.34 (bs, 1H), 7.78 (d: 8Hz, 1H), 8.19 (d: 8Hz, 1H).

20 Synthesis of compound 5b:

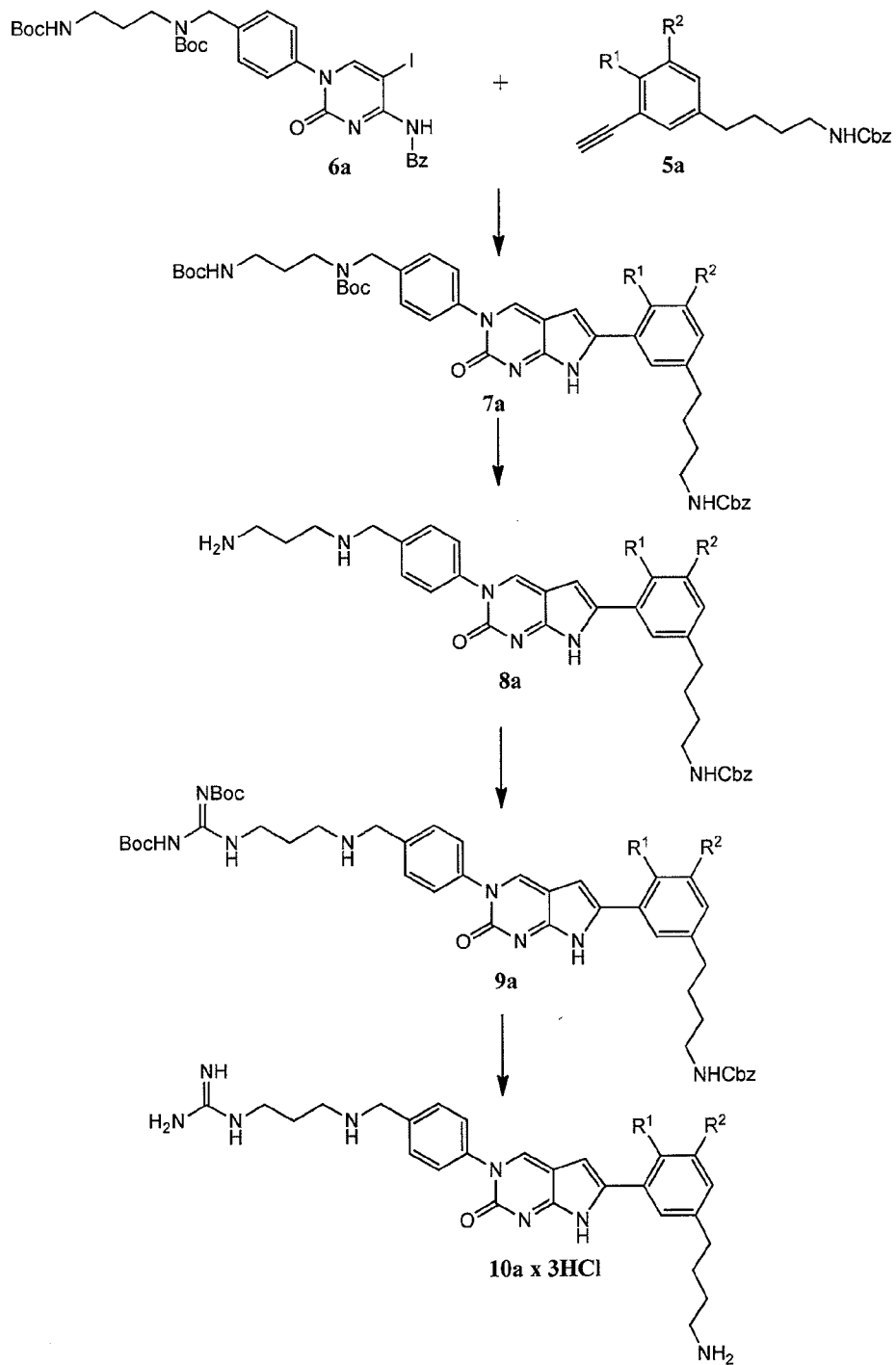
To a mixture of compound 3b (42.28 g, 103.5 mmol) and compound 4b (24.54 g, 103.5 mmol) were added MeOH (3 L) and H₂O (750 mL). The mixture was stirred vigorously open to air, at room temperature, for 30 min. Cu(OAc)₂•H₂O (20.67g, 103.5 mmol) was then added followed by TMEDA (18.63 mL, 124.3 mmol). The solution was

stirred open to air, at room temperature, for 5 h. Once the reaction was complete, the solution was concentrated to 0.7 L, and then partitioned between CH₂Cl₂ (700 mL) and 20% NH₄OH/H₂O saturated with NH₄Cl (500 mL). The aqueous layer was washed with CH₂Cl₂ (500 mL, 200 mL). The combined organic layers were dried over MgSO₄, filtered, and concentrated. The crude product was purified by Combi Flash chromatography: A: CH₂Cl₂ B: 15:1 CH₂Cl₂/ 2N NH₃/MeOH, 0–100 % B over 85 min. (two 330g columns). This gave the product as a white solid (35.52 g, 58 %); LCMS (ESI): *m/e* 600 (M+H)⁺.

Synthesis of compound 6a:

10 Compound **5b** (10.0 g, 16.68 mmol) was dissolved in THF (40 mL). The flask was purged with argon. Pyridine (40 mL) was then added followed by BzCl (3.10 mL, 26.69 mmol). The solution was stirred at room temperature under argon atmosphere for 3 h. MeOH (4 mL) was added, the mixture was stirred at room temperature for 10 min, and then it was partitioned between EtOAc (200 mL), heptane (100 mL), and 5% KHCO₃/H₂O (200
15 mL). The aqueous layer was washed with EtOAc (100 mL, 50 mL). The combined organic layers were washed with 5% KHCO₃/H₂O (300 mL); dried over Na₂SO₄; filtered, and concentrated. The crude product was purified by Combi Flash chromatography: 0–100% EtOAc / heptane, over 55 min. (330 g column). The product was obtained as an off-white powder (9.81 g, 84%); LCMS (ESI): *m/e* 704 (M+H)⁺.

20



Synthesis of 7a:

Pyrrolocytosine 7a was prepared from the coupling of common intermediate 6a and
 5 alkyne 5a according to the procedure describing this type of reaction. For example:

compound **6a** (1 eq) and compound **5a** (1 eq) were placed in a pressure vessel, and anhydrous DMF was added. The solution was purged with argon, and then CuI (0.1 eq), Pd(PPh₃)₄ (0.05 eq), and Et₃N (6 eq) were added, the vessel was sealed, and the mixture was stirred at 22 °C, for 15 min. Subsequently, the temperature was increased to 80–85 °C, and the mixture was stirred for 14 h. It was cooled to ambient temperature, MeOH was added, the vessel was sealed, and the mixture was stirred at 90 °C for 3 h. After cooling to ambient temperature, the mixture was partitioned between sat. KH₂PO₄/H₂O and EtOAc, the organic phase was washed with brine, dried over Na₂SO₄, filtered and concentrated. The crude product was purified by flash chromatography on silica gel using 5% (2.5M NH₃/MeOH)/CH₂Cl₂. Starting from 360 mg of **5a**, 600 mg of the desired compound **7a** was obtained as an orange-brown solid (72%); LCMS (ESI) m/e 813.2 (M+1)⁺.

Synthesis of 8a:

Boc-deprotection of **7a** (0.60 g, 0.72 mmol) was accomplished with 8 mL of 6N HCl in 25 mL EtOH at 60 °C (2 h). Following solvent evaporation, the crude residue was taken to the next step without further purification. LCMS (ESI) m/e 613.0 (M+1)⁺.

Synthesis of 9a:

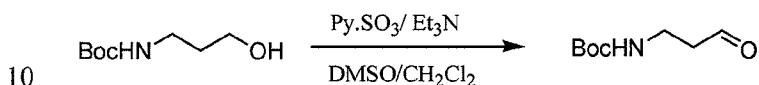
Guanidine formation was carried out by dissolving **8a** in a 5:1 DMF/MeOH (0.1 M) at rt. After treating with diisopropylethylamine (8 eq), *N,N*-bis-boc-guanylprrazole (1.3 eq) was added as a solid. The reaction mixture was stirred for 6 h, and upon completion the solvents were removed by rotary evaporation. Crude **9a** was used without further purification.

Synthesis of 10a (Compound 31):

Under argon, fully protected guanidine **9a** (0.60-0.80 mmol) was dissolved in 25 mL of trifluoroacetic acid. Thioanisole (0.5 mL) was added dropwise and the solution was stirred at rt for 4 h. Upon completion, solvent was evaporated affording an oil. Diethyl ether was added and the liquid layer containing most of the residual thioanisole was decanted. Crude **10a** was then dissolved in [(20% MeOH- 80% H₂O)+0.15%TFA] (10 mL). An aliquot (10 mL) was injected on a Dynamax 41.4 mm, C-18 prep HPLC Unit (guard+column), which was eluted with a gradient of solvents of 20% - 80% (MeOH/H₂O + 0.15% TFA), over 45 min. The pure fractions were combined and concentrated with EtOH to dryness. This sample was treated with

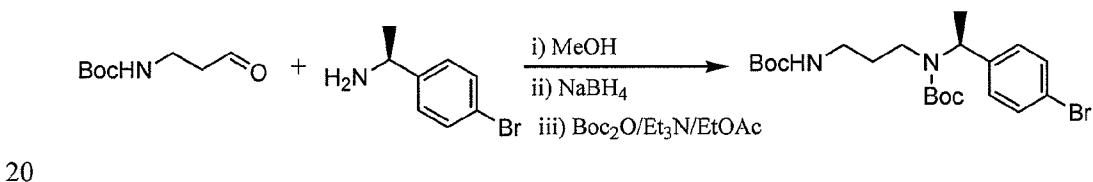
1N HCl/H₂O (5 mL) and EtOH (70 mL), and concentrated. This operation was repeated; the solid thus obtained was lyophilized from H₂O-MeCN (4:1), affording compound **10a** as a yellow powder (250 mg); LCMS (ESI) m/e 539.0 (M+1)⁺; ¹H NMR (300 MHz, D₂O) δ 1.50-1.60 (m, 4H), 1.82-1.95 (m, 2H), 2.57 (t, J=6.9 Hz, 2H), 2.86 (t, J=6.9 Hz, 2H), 3.06 (t, J=6.9 Hz, 2H), 3.17 (t, J=6.9 Hz, 2H), 4.23 (s, 2H), 6.78 (s, 1H), 7.08 (d, J=8.5 Hz, 1H), 7.18 (s, 1H), 7.44 (d, J=8.7, 2H), 7.58 (d, J=8.7 Hz, 2H), 8.48 (s, 1H).

Example 3: Synthesis of a benzylic methylated Fragment A intermediate



Pyridine sulfurtrioxide complex (20 g, 125 mmol, 2.5 eq.) was added to a mixture of (3-hydroxy-propyl)-carbamate *tert*-butyl ester (8.75 g, 50 mmol, 1 eq.), Et₃N (17.67 g, 175 mmol, 2.5 eq.), DMSO (25 mL) and CH₂Cl₂ (100 mL) at 0 °C. The resulted mixture was stirred at 0 °C for 1h and warmed up to room temperature and continuously stirred for 3 h.

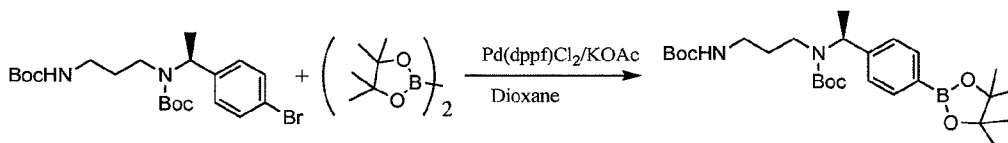
15 After concentration, the residue was diluted with EtOAc (200 mL) and washed with H₂O (200 mL), brine (100 mL), dried over MgSO₄, filtered and concentrated to give desired aldehyde as colorless oil (8.60 g, 99%).



A mixture of (3-oxo-propyl)-carbamate *tert*-butyl ester (8.94 g, 51.7 mmol, 1 eq.), (*S*)-(-)-1-(4-bromo-phenyl)-ethylamine (10.33 g, 51.7 mmol, 1.0 eq.) and MeOH (50 mL) was stirred at RT for 18h. NaBH₄ (1.98 mg, 52.1 mmol, 1.01 eq.) was added slowly to the above solution. The resulted mixture was stirred at RT for 1h, additional (3-oxo-propyl)-carbamate *tert*-butyl ester (0.8 g, 4.6 mmol) was added and stirred for 2h. additional NaBH₄ (0.21g, 5.53 mmol) was added and stirred for 1 h. EtOAc (120 mL) was added and washed with 1N NaOH (40 mL x 2), 1N HCl (60 mL) and water, dried over MgSO₄, filtered and concentrated. The crude product was dissolved in EtOAc (120 mL) and MeOH (20 mL), Et₃N (10.8 mL, 77.52 mmol, 1.5 eq.) was added, followed by Boc₂O (11.3 g, 51.8 mmol, 1.0

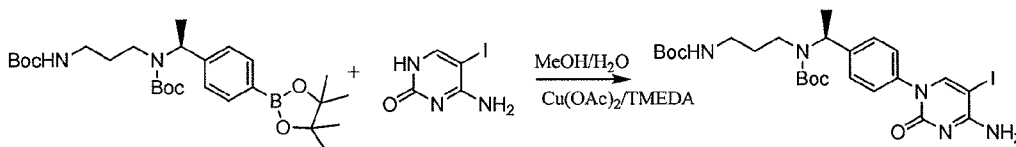
eq.). The resulted mixture was stirred at RT for 3 days (weekend), washed with H₂O, dried over MgSO₄, filtered and concentrated. The crude product was purified by flash chromatography (EtOAc:Heptane/1:5) to afford (3-{[1-(4-bromo-phenyl)-ethyl]-*tert*-butoxycarbonyl-amino}-propyl)-carbamic acid *tert*-butyl ester (17.5 g, 74%).

5



A mixture of (3-{[1-(4-bromo-phenyl)-ethyl]-*tert*-butoxycarbonyl-amino}-propyl)-carbamic acid *tert*-butyl ester (15.73 g, 34.42 mmol), bis(pinacolato)diborane (9.18 g, 36.14 mmol, 1.05 eq.), Pd(dppf)Cl₂.CH₂Cl₂ (843 mg, 1.026 mmol, 0.03 eq.), KOAc (10.6g, 108.42 mmol, 3.15 eq.) and dioxane (60 mL) was degassed and heated at 100 °C at Argon atmosphere overnight. The mixture was diluted with CH₂Cl₂ (150 mL), washed with H₂O, dried over MgSO₄, filtered and concentrated. The crude product was purified by chromatography (EtOAc:Heptane/1:5) to afford [3-(*tert*-butoxycarbonyl-{1-[4-(4,4,5,5-tetramethyl-[1,3,2]dioxaborolan-2-yl)-phenyl]-ethyl}-amino)-propyl]-carbamic acid *tert*-butyl ester (16.77 g, 97%).

15



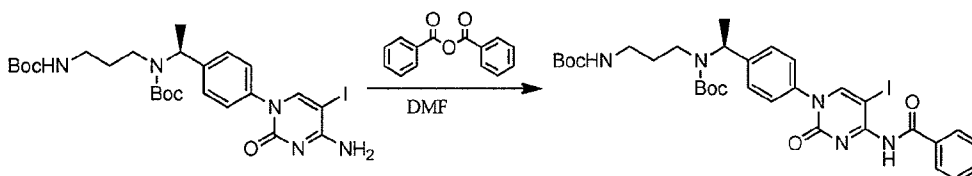
References for above rxn: Jacobsen, M. F.; Knudsen, M. M.; Gothelf, K. V. "Efficient *N*-Arylation and *N*-Alkenylation of the Five DNA/RNA Nucleobases" *J. Org. Chem.* **2006**, 71, 9183-9190.

Dai, Q.; Ran, C.; Harvey, R. G. "Regioselective Arylation of 2'Deoxyribonucleosides on Amido or Imino Sites by Copper(II)-Mediated Direct Coupling with Arylboronic Acids" *Tetrahedron* **2006**, 62, 1764-1771.

25

Cu(OAc)₂ (6.02g, 33.13 mmol, 1.1 eq.) was added to a mixture of [3-(*tert*-butoxycarbonyl-{1-[4-(4,4,5,5-tetramethyl-[1,3,2]dioxaborolan-2-yl)-phenyl]-ethyl}-amino)-

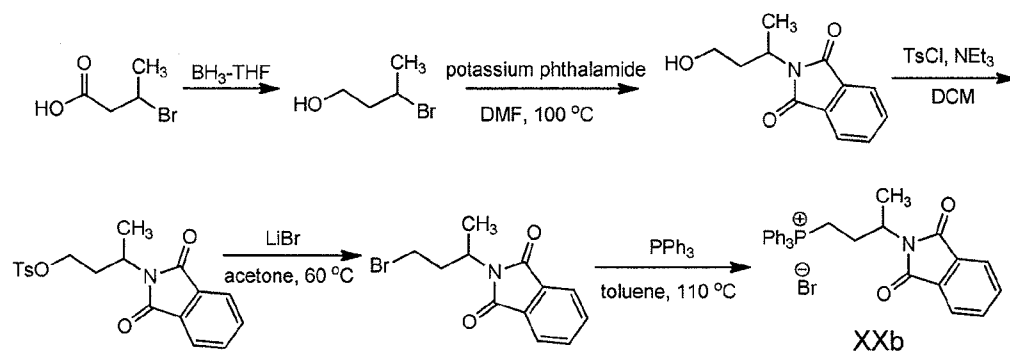
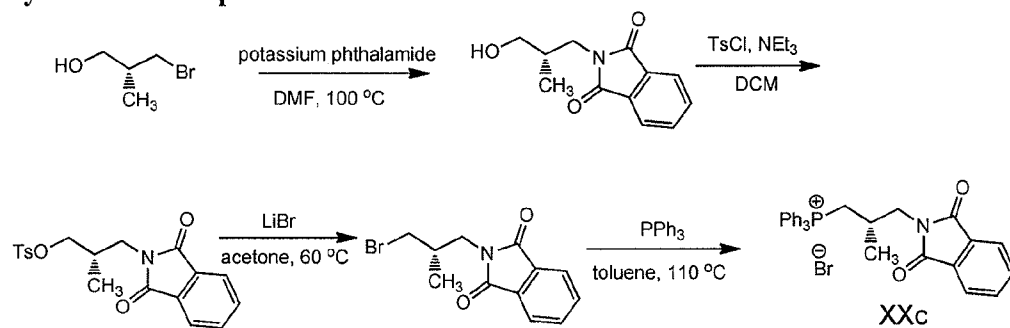
propyl]-carbamic acid *tert*-butyl ester (15.18 g, 30.12 mmol, 1 eq.), 4-amino-5-iodo-1*H*-pyrimidin-2-one (7.85 g, 33.13 mmol, 1.1 eq.), MeOH (400 mL) and H₂O (100 mL), followed by *N,N,N',N'*-tetramethyl-ethane-1,2-diamine (7.69 g, 66.26 mmol, 2.2 eq.). The Mixture was stirred at RT under air for 48 h (weekend) before concentrated to a volume *ca.* 130 mL. The residue was diluted with CH₂Cl₂ (200 mL). The CH₂Cl₂ extract was washed with brine and concentrated. The crude product was purified by flash chromatography (CH₂Cl₂:MeOH:NH₄OH/35:1:0.01) to afford [3-({1-[4-(4-amino-5-iodo-2-oxo-2*H*-pyrimidin-1-yl)-phenyl]-ethyl}-*tert*-butoxycarbonyl-amino)-propyl]-carbamic acid *tert*-butyl ester (16.06 g, 87%).



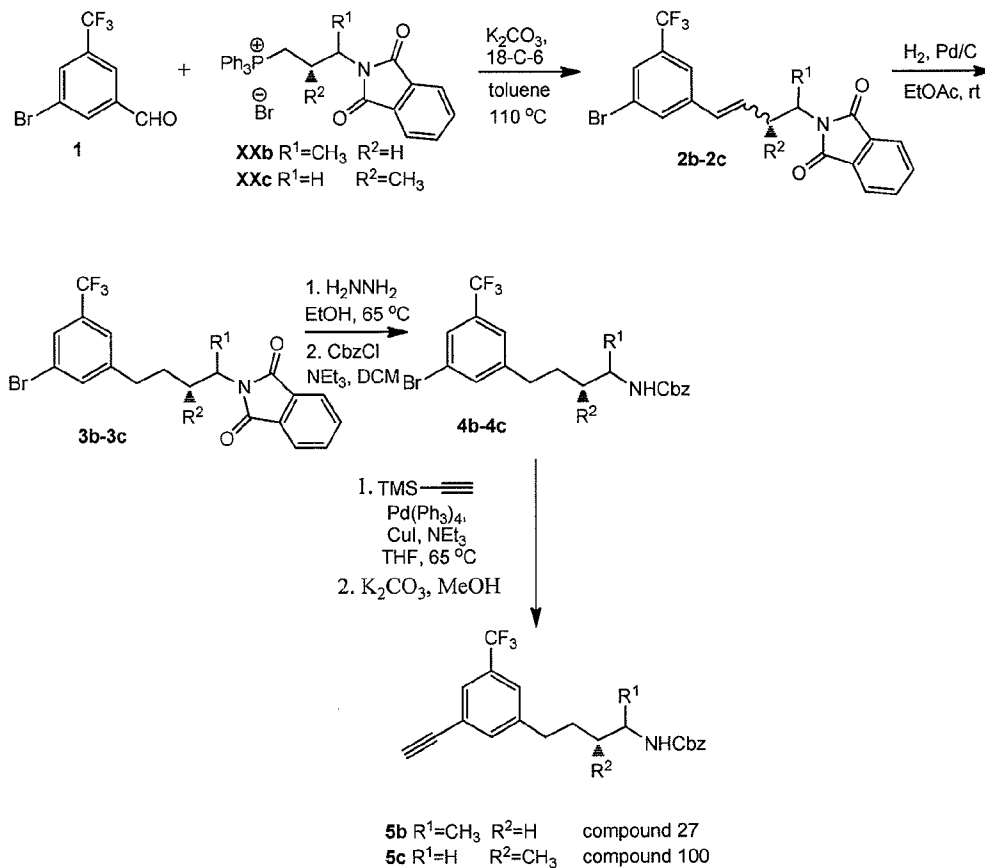
Benzoic anhydride (5.26 g, 23.25 mmol, 1.05 eq.) was added to a solution of [3-({1-[4-(4-amino-5-iodo-2-oxo-2*H*-pyrimidin-1-yl)-phenyl]-ethyl}-*tert*-butoxycarbonyl-amino)-propyl]-carbamic acid *tert*-butyl ester (13.58 g, 22.15 mmol) in DMF (60 mL). The mixture was heated at 70 °C for 2 h and at RT for 20h. EtOAc (150 mL) was added to the mixture and washed with saturated sodium bicarbonate and brine, dried over MgSO₄, filtered and concentrated. The crude product was purified by chromatography (CH₂Cl₂:MeOH:NH₄OH/50:1:0.01) to afford benzoic acid 1-(4-{1-[*tert*-butoxycarbonyl-(3-*tert*-butoxycarbonylamino-propyl)-amino]-ethyl}-phenyl)-5-iodo-2-oxo-1,2-dihydro-pyrimidin-4-yl ester (15.5 g, 98%).

Example 4: Synthesis of the Fragment B intermediates

The preparation of the Fragment B intermediates 5b and 5c was carried out as described below. The Wittig Olefination can be performed according to methods known in the art or according to Gerpe, A., Convenient Route to Primary (*Z*)-Allyl Amines and Homologs.” *Synth. Commun.* **2009**, 39, 29-47. In one aspect, the intermediates 5b and 5c were used to prepare compounds 27 and 100.

Synthesis of Phosphonium Bromide XXb**5 Synthesis of Phosphonium Bromide XXc****Synthesis of Fragment B intermediates via Wittig Olefination**

10

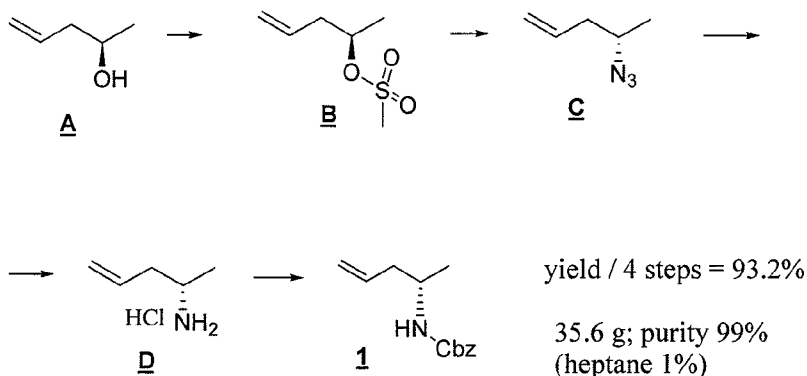


Example 5: Synthesis of Compound 234

- 5 The preparation of compound 234 was carried out by coupling Fragment A (**5**) and Fragment B (**H**). The preparation of Fragment B involves the coupling of intermediates 1 and 2.

Synthesis of N-Cbz (*S*)-4-aminopentene **1** intermediate

10



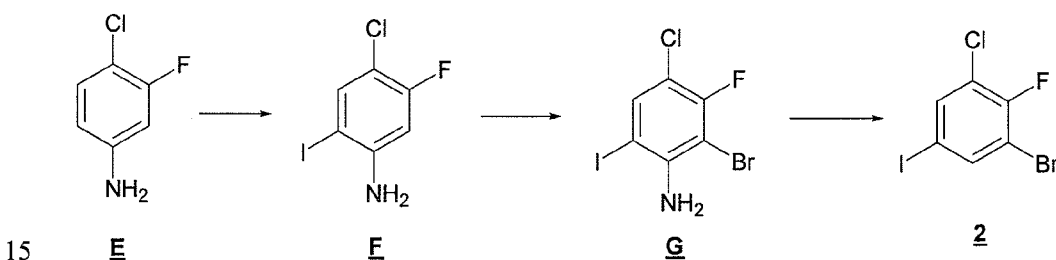
(*R*)-4-Hydroxy-1-pentene **A** (15.00 g, 174.15 mmol) was dissolved in CH_2Cl_2 (180 mL). To the solution, stirred /Ar at 0°C was added triethylamine (30.4 mL, 217.69 mmol), followed by dropwise addition of methanesulfonyl chloride (14.43 mL, 186.35 mmol), over 10 min. After 5 min, the cold bath was removed and the mixture was stirred for 75 min, concentrated to 50 mL, and partitioned between heptane (80 mL), EtOAc (200 mL), H_2O (100 mL) and brine (100 mL). The phases were separated, the organic phase was washed with H_2O -brine (2:1; 150 mL), dried over Na_2SO_4 , filtered and concentrated, affording intermediate **B** (28.6 g, yield= 100%).

Compound **B** (28.6g, 174.15 mmol) was dissolved in anhydrous DMF (250 mL) and NaN_3 (48.46 g; 745.4 mmol) was added. The mixture was stirred/Ar at RT for 5 min, and then at $70\text{--}75^\circ\text{C}$ for 90 min. Afterwards, the mixture was cooled to RT and partitioned between ice (150 g), water (500 mL) and Et_2O (150 mL). The phases were separated, the aqueous phase was extracted with Et_2O (3x 100 mL) (Note: Et_2O could be substituted by 2-Me-THF). The organic extracts were combined and washed with brine (2x 150 mL), resulting in a solution of compound **C**, which was used directly in the next step.

To the solution of **C** (174.15 mmol) was added THF (100 mL), followed by H_2O (35 mL). The mixture was stirred at RT/Ar, and triphenylphosphine 58.65 g, 223.6 mmol) was added in small portions, over 5 min. Afterwards, the flask was equipped with a reflux condenser and the mixture was stirred at $40\text{--}42^\circ\text{C}$, for 16 hrs. Water (60 mL) was added, followed by dropwise addition of 3N HCl/ H_2O (57 mL) to achieve pH= ca. 2.0. The phases were separated, and the organic phase was washed with a mixture of H_2O (40 mL) and 3N HCl/ H_2O (3.5 mL). The aqueous phases were combined and washed with EtOAc (2x 70 mL), resulting in a solution of salt **D**, which was used directly in the next step.

The aqueous solution of **D** (174 mmol) was stirred under argon, while the flask was cooled in a water bath at 20 °C. Na₂CO₃ (18.44 g, 174 mmol) was added in small portions, followed by KHCO₃ (34.84 g, 348 mmol), and THF (150 mL). To this mixture, stirred rapidly, was dropwise added benzyl chloroformate (27.3 mL; 191.4 mmol), over 10 min. The mixture was stirred for 2 hrs. Next, water (150 mL) and EtOAc (200 mL) were added, and the mixture was stirred for 10 min. The phases were separated and the aqueous phase was extracted with EtOAc (2x 70 mL). The organic layers were combined, washed with brine (100 mL), dried over Na₂SO₄, filtered and concentrated (50.5 g). This sample was purified by flash chromatography on Si-gel (230-400mesh; 750 g), using 5% EtOAc/heptane (4L) and then 10% EtOAc / heptane (5L). This gave a colorless viscous oil of compound **1**, which solidified upon standing (35.6 g; purity (NMR) 99% - contains 1% of heptane; yield = 93.2% over 4 steps).

Synthesis of 1-bromo-3-chloro-2-fluoro-5-iodo-benzene **2** intermediate



N-Iodosuccinimide (286.2 g, 1.272 mol) was slowly added under argon to rapidly stirred DMF (0.85 L) (*Note: It is important to do it in this order because if DMF is added to NIS, a very insoluble solid forms*), and then methanesulfonic acid (1.90 mL, 29.3 mmol) was added. The mixture was stirred for 5 min and filtered, which gave a clear solution.

Separately, 4-chloro-3-fluoroaniline **E** (176.3 g, 1.211 mol) was dissolved / Ar in DMF (1.10 L), the solution was cooled to 0 °C, and methanesulfonic acid (2.03 mL, 31.3 mmol) was added. The mixture was stirred at 0 °C / Ar and the above described solution of NIS in DMF was added dropwise, at 0-5 °C, over 1h 20 min. Subsequently, the mixture was stirred at 0-3 °C for 2.5 h, and then a solution of monosodium ascorbate (24.0 g, 0.121 mol) in H₂O (70 mL) was added dropwise at 0-5 °C, over 10 min. The mixture was stirred at 0-5 °C for 20 min, and then EtOAc (1.3 L) and heptane (0.2 L) are added, followed by 5% KHCO₃/H₂O (1.4 L). After 5 minutes of stirring, the phases are separated, and the aqueous phase is

extracted with EtOAc (500 mL). The organic phases are combined, washed with water (1L), dried /Na₂SO₄, filtered and concentrated (401 g). This material is purified by flash chromatography on Si-gel (230-400mesh; 3.0 kg), using 7% - 9% EtOAc / heptane. During the concentration of fractions, the product F precipitates; the solid was filtered and dried *in vacuo* to give aniline F as a crystalline solid (206.68 g, yield: 77.5%).

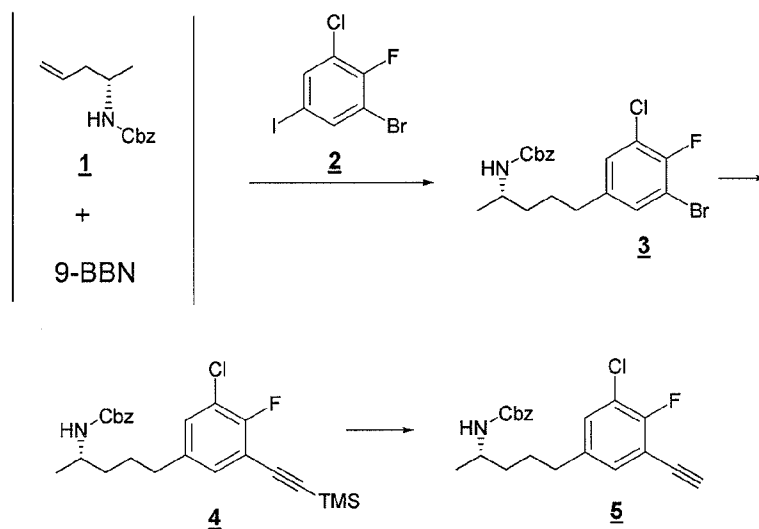
N-Bromosuccinimide (142.29 g, 799.43 mmol) was dissolved under argon in DMF-AcOH (5:1; 0.40 L), stirred for 5 min, which resulted in a clear solution.

Separately, compound F (206.68 g, 761.36 mmol) was dissolved under argon in DMF-AcOH (5:1; 1.40 L). The solution was cooled to 0-4 °C and the above described solution of NBS was added dropwise, at 0-4 °C, over 20 min. The mixture was stirred at 0-4 °C for 30 min, and then at 12-14 °C (*Note: it is important not to exceed the specified temperature range due to a sudden drop in selectivity at higher temperatures*), for 5 h, with HPLC monitoring. Subsequently, the mixture was cooled to 0-5 °C and a solution of monosodium ascorbate (15.08 g, 76.14 mmol) in water (40 mL) is added at 0-10 °C, over 10 min. The mixture is stirred at 5-10 °C for 10 min, and then EtOAc (1.6 L), heptane (0.2 L), H₂O (3.2 L), and brine (0.6 L) are added, the mixture is stirred for 5 min, and the phases are separated. The aqueous phase is extracted with EtOAc (0.40 L), the organic phases are combined and washed with 10% KHCO₃ / H₂O (2x 1.1 L), dried over Na₂SO₄, and concentrated (320 g). The crude material is dissolved in minimal amount of CH₂Cl₂, and purified by flash chromatography on Si-gel (3.0 kg) using 2% EtOAc in heptane. The fractions are concentrated to ca. 600 g, at which point a solid precipitates. The mixture is cooled at 10-15 °C and stirred for 1 hr, the product is filtered, and dried to give aniline G (124.15g, yield: 46.5%).

A solution of isoamyl nitrite (94.9 mL, 708.7 mmol) in DMF (500 mL) was stirred and heated under argon, at 65 °C. To this solution was added dropwise a solution of aniline G in DMF (200 mL), over 40 min, while maintaining the temperature at 65-75 °C. The mixture was stirred at 65-70 °C for 30 min, and then cooled to 30-40 °C. Heptane (0.80 L), EtOAc (0.40 L) and 0.5 N HCl/H₂O (1.6 L) were added, after extraction the phases were separated, and the aqueous phase was washed with a mixture of heptane (0.20 L) and EtOAc (0.30 L). The organic phases were combined, washed with 2N HCl/H₂O (0.70 L), and then with water (0.50 L), dried over Na₂SO₄, filtered, and concentrated (brown oil, 160 g). This sample was purified by flash chromatography on Si-gel (3.0 kg) using 100% heptane as the eluent. This

gave a solidifying, thick oil (90.5 g), which was dissolved at 40 °C in heptane (100 mL), and then crystallized from the solution at 0°C. After filtration, the filtrate was recrystallized under similar conditions, and the crystals were combined. This gave compound **2** (67.0 g, yield: 56.4%; HPLC purity (PDA) > 93%) as colorless crystals (*Note: The major impurity (3-5%) is identified as 1,5-dibromo-3-chloro-2-fluoro-benzene, which is expected to show utility in the present synthesis, essentially similar to compound 2*).

Synthesis of alkyne Fragment B intermediate **5**



10

The Suzuki-coupling reaction is performed according to methods known in the art e.g., Al-Hellani, R.; Schluter, A. D. "On the Synthesis and Selective Deprotection of Low-Generation Dendrons with Orthogonally Protected Peripheral Amine Groups and a Possible Impact of the Deprotection Conditions on the Stability of Dendronized Polymers' Skeletons." *Helv. Chim. Acta.* **2006**, 89, 2745-2763.

A solution of olefin **1** (18.62g, 84.06 mmol) in dry toluene (185 mL) was purged with argon, and then cooled to 0 °C under argon, at which point 9-BBN (11.08 g, 90.80 mmol) was added in a few portions. The mixture was stirred at 0-5 °C for 20 min, and then at RT for 21 h, which gave a solution of the trialkylborane.

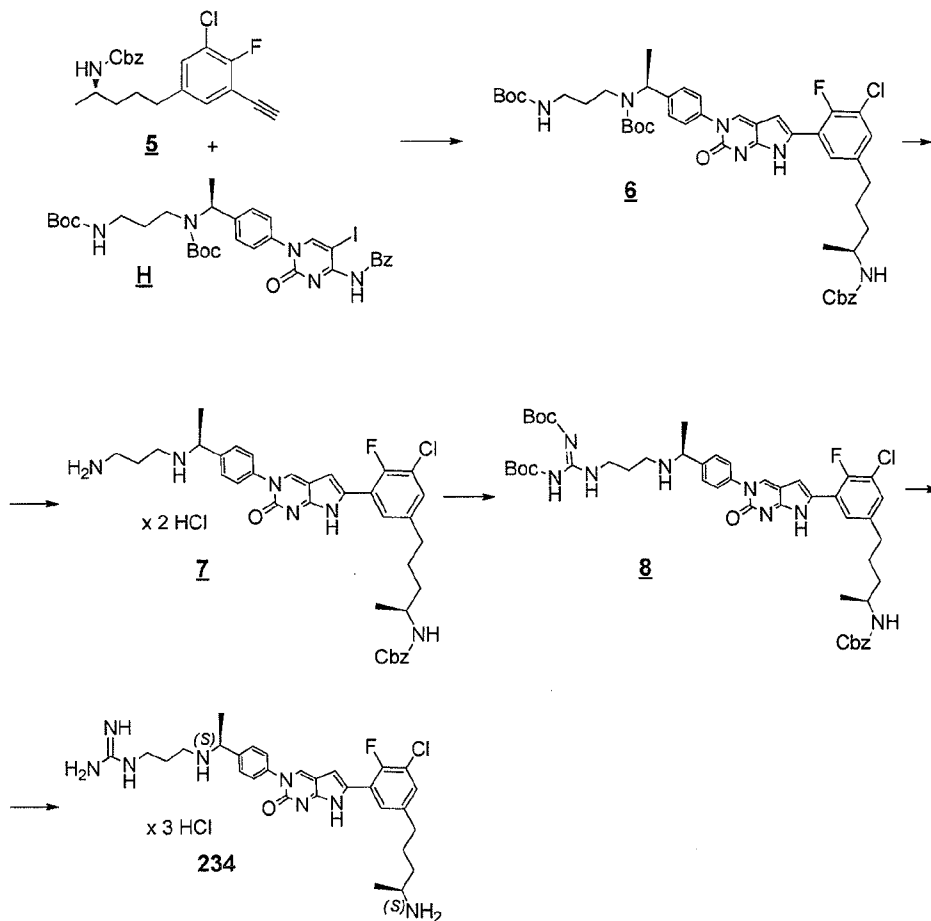
To a solution of iodide **2** (28.19 g, 84.06 mmol) in toluene (65 mL) was added 1N NaOH/H₂O (142.9 mL, 142.9 mmol). The mixture was purged with argon, and the above

described solution of trialkylborane was added under argon, followed by tetrakis(triphenylphosphine)Pd(0) (4.86 g, 4.20 mmol). The mixture was purged with argon, the flask was transferred to an oil bath (60-64 °C), and the mixture was stirred under argon for 9 h. After cooling to RT, EtOAc (150 mL) and brine (150 mL) were added, the phases were separated, the organic phase was washed with 1N NaOH/H₂O (100 mL), and with brine (100 mL). The organic layer was dried over Na₂SO₄, filtered, and concentrated (56.1 g). This sample was purified by flash chromatography on Si-gel (750 g) using 15% EtOAc in heptane as the eluent. The fractions were combined and concentrated to ca. 300 mL, at which point crystallization occurred. The solid was filtered and dried. This gave compound **3** as a white solid (27.9 g; yield: 77.4 %).

The bromide **3** (27.85 g; 64.96 mmol) was dissolved in DMF (220 mL), the solution was purged with argon. Under a gentle stream of argon, trimethylsilyl acetylene (27.5 mL, 194.9 mmol) was added, followed by CuI (990 mg, 5.2 mmol), Pd (PPh₃)₄ (3.0 g, 2.6 mmol) and triethylamine (stored under argon; 72.5 mL, 519.7 mmol). The flask was equipped with a reflux condenser, and the mixture was stirred under argon, at 70 °C for 2.5 h. After cooling the mixture to RT, brine (300 mL), water (1.0 L) and EtOAc (0.75 L) were added, and after extraction the phases were separated. The organic layer was washed with H₂O (0.75 L), dried over Na₂SO₄, filtered and concentrated. The crude product was purified by flash chromatography on Si-gel (750 g) using 15% EtOAc in heptane. This purification was repeated under the same conditions (*Note: due to the potential for ready dimer formation in the next step, it is essential to eliminate from 4 as much transition metal residues as possible*). This gave compound **4** as a pale-yellow, thick oil (29.8 g).

This sample was dissolved in MeOH (previously purged with argon; 350 mL), K₂CO₃ (19 g, 137.47 mmol) was added, the mixture was stirred under a stream of argon for 5 min, and then it was stirred in darkness, under argon, at 45 °C. After 35 min the mixture was cooled / Ar to RT, concentrated, and purified by flash chromatography on Si-gel (750 g) using 17% EtOAc in heptane (*Note: these operations are performed quickly to avoid alkyne dimerization; after chromatographic purification the alkyne is stable*). This afforded alkyne **5** as a white, crystalline solid (20.20 g, yield: 83.2 %).

Synthesis of compound 234



The Fragment A intermediate **H** was prepared according to methods described herein. **H** (38.77 g, 54.03 mmol) and alkyne **5** (20.20 g, 54.03 mmol) were dissolved in acetonitrile and the solution was stirred under gentle stream of argon. Copper(I) iodide (617 mg, 3.24 mmol) and Pd(PPh₃)₄ (1.87 g, 1.62 mmol) were added, followed by diisopropylethyl amine (26.8 mL, 162.1 mmol). The mixture was stirred under Ar, at RT, for 5 min, and then it was heated at 72-75 °C for 4.5 h. Afterwards, MeOH (100 mL) was added and the mixture was stirred / Ar, at 72-75 °C, for 15 h. After cooling to RT, the mixture was concentrated, the gummy solid thus obtained was dissolved in EtOAc (300 mL), and the solution was washed with NH₄Cl/NH₄OH (3x 200 mL). The organic phase was concentrated and purified by flash chromatography on Si-gel (750 g) using 5% (2.5M NH₃/MeOH) in CH₂Cl₂. The chromatography was repeated under similar conditions, thus affording a red-brown, gummy solid (41.5 g). To a solution of this sample in MeOH (300 mL), was added charcoal (Aldrich

No. 242276; 45 g) and the mixture was stirred for 2 h at RT. Afterwards, the mixture was filtered through a silica gel plug prepared in MeOH, the solids were washed with MeOH (1.0 L), concentrated, and dried *in vacuo* to give compound 6 as a light-brown solid (32.5 g, 70%).

5 The pyrrolocytosine 6 (32.5g, 37.82 mmol) was dissolved under argon in EtOH (200 proof; 200 mL), 6N HCl/H₂O 75.6 mL, 453.8 mmol) was added, and the mixture was stirred under argon, at 70-72 °C, for 1h 40 min. Afterwards, the mixture was cooled to 40-45 °C, and IPA (200 mL) was added. After 3 min, abundant precipitation occurred – more IPA (350 mL) was added, the mixture was stirred for 10 min, and then filtered. The solid was washed with
10 IPA (2x 80 mL), and dried *in vacuo* overnight, affording salt 7 as a crystalline solid (20.7 g, yield: 75%).

 Salt 7 (20.7g, 28.3 mmol) was added under argon to rapidly stirred MeOH (350mL), followed by addition of triethylamine (15.8 mL, 113.2 mmol). After the solid dissolved completely (pH ca. 9.5), N,N'-bis-Boc-1-guanylpurazole (10.54 g, 33.96 mmol) was added
15 and the mixture was stirred for 1 h, at which time more N,N'-bis-Boc-1-guanylpurazole (0.88 g, 2.83 mmol) was added. The stirring was continued for 1 h; the mixture was concentrated, and the thus obtained semi-solid was purified by flash chromatography on Si-gel (750 g) using 3% MeOH-2% Et₃N-95% CH₂Cl₂. (*Note: it is believed that during this chromatography most of palladium residues are removed in the form of a complex with the*
20 *by-product purazole*) This gave a partially purified product (29.0 g) which was additionally purified by flash chromatography on Si-gel (750 g) using 3% (2.5M NH₃/MeOH) in CH₂Cl₂. This gave compound 8 as a bright-yellow, solid foam (21.6 g, yield: 84.5%); ICP-OES Pd: 8 ppm, Cu < 1 ppm.

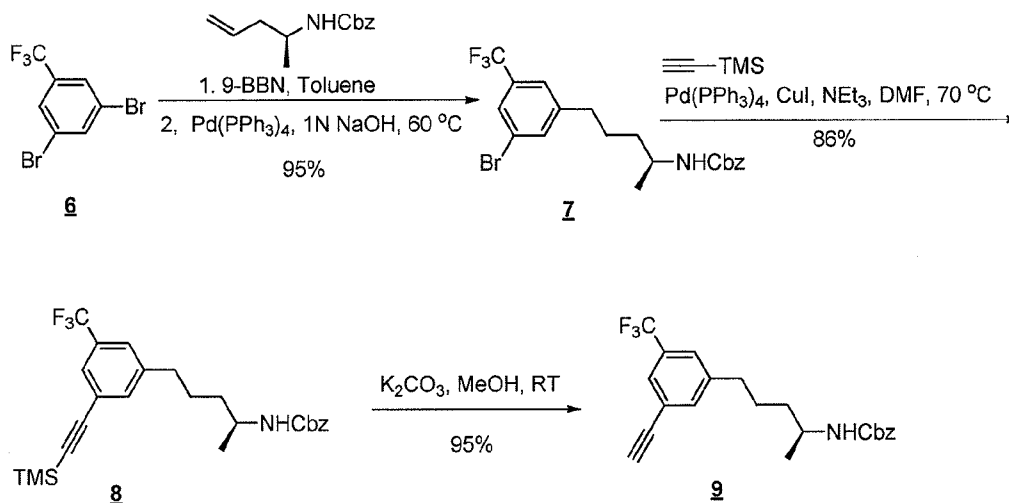
 Compound 8 (21.30 g) was placed under argon in a 1L round-bottom flask. With
25 stirring, a pre-formed mixture of thioanisole (8.32 mL, 70.9 mmol) and TFA (300 mL) was added. The reaction mixture was stirred / Ar, at 40-45 °C, for 2h 40 min, and then it was cooled to RT, concentrated, and dried *in vacuo*. The thus obtained glassy solid was treated with 6N HCl/H₂O (50 mL) and EtOH (200 proof, 200 mL), and the mixture was concentrated to a semi-solid. This material was again treated with 6N HCl/H₂O (50 mL) and EtOH (200
30 mL), and the mixture was concentrated, and dried to a solid. This solid was dissolved in 3N HCl/H₂O (45 mL), the solution was stirred / Ar, and THF (80 mL) was added dropwise to precipitate an oil. The mixture was rapidly stirred for 5 min, and then the phases were

separated. The bottom phase (64.5 g) was placed under argon in a 500 mL flask, stirred at RT under argon, and then the product was precipitated by addition of EtOH (150 mL) and isopropanol (50 mL), and the mixture was stirred at RT for 1 h. The solid was filtered, washed with IPA (4 x 40 mL), dried with suction, and then dried *in vacuo* (1 mm Hg, RT) overnight. This gave the product (14.40 g), which contained 1 equivalent IPA (by ¹H-NMR), in addition to some ethanol and THF. This sample (14.0 g) was dissolved in 1N HCl/H₂O (21 mL), and solvents (5 mL) were distilled-off. The sample remaining in the flask was diluted with EtOH (40 mL), and solvents (35 mL) were distilled-off. The residue was stirred/Ar at RT, EtOH (150 mL) was added dropwise, the resulting thick suspension was stirred for 1.5 h at RT, and then filtered. The canary-yellow solid was washed with EtOH (3x 30 mL), dried *in vacuo* at RT for 2 h, and then dried in an oven at 70 °C, for 40 h. This gave compound **234** as a yellow powder (11.94 g; Yield: 75% from **8**; HPLC Purity (PDA): 98.9 %; Solvents: EtOH 0.3 %_{wt}).

Example 6: Synthesis of compound 248

The preparation of compound 248 was carried out by coupling Fragment A (**10**) and Fragment B (**9**).

Synthesis of Fragment B intermediate **9**



Synthesis of **7**:

A solution of (*S*)-N-Cbz-4-aminopentene (16.425 g, 75 mmol,) and 9-BBN (dimer, 10.065 g, 41.25 mmol) in toluene was stirred at RT under argon for 16 hrs. 1N NaOH

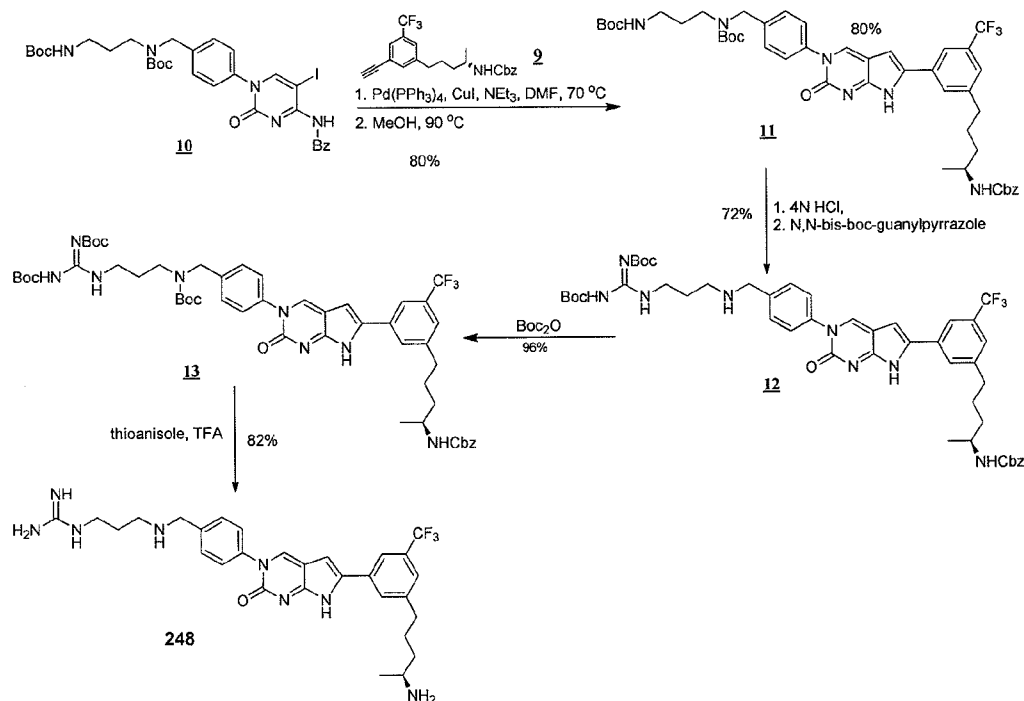
(120 mL), compound **6** (22.79 g, 75 mmol) in toluene (100 mL) and Pd(PPh₃)₄ (3.5 g, 3.0mmol) was added. The mixture was stirred under argon at 60 °C for 18 hrs, The mixture was diluted with EtOAc (150 mL), washed with brine (150 mL), dried over MgSO₄, filtered and concentrated. The crude product was purified by chromatography on silica gel (0-20% EtOAc in Heptane) to afford **7** as a colorless oil (31.5 g, 95%). Note the procedure to prepare the starting material (S)-N-Cbz-4-aminopentene is described herein.

Synthesis of **8**:

A mixture of **7** (31.5 g, 70.96 mmol), CuI (674 mg, 3.55mmol), PdCl₂(PPh₃)₂ (996mg, 1.42 mmol) and DMF (110 mL) was degassed. Et₃N (19.8 mL, 142.12 mmol) and trimethylsilylacetylene (10.43 g, 106.42 mmol) was added under argon. The resulting mixture was heated at 70 °C for 24 h. After cooling to room temperature, the reaction mixture was diluted with EtOAc (250 mL), washed with 15% NH₄OH and brine (100 mL x 2). The EtOAc solution was dried over MgSO₄, filtered and concentrated. The crude product was purified by flash chromatography (0-10%, EtOAc in heptane) to afford **8** as a light yellow oil (28.10 g, 86%).

Synthesis of **9**:

The suspension of **8** (28.10 g, 60.96 mmol) and K₂CO₃ (4.4 g, 31.88 mmol) in MeOH (100 mL) was stirred at room temperature for 1 h. The reaction was diluted with CH₂Cl₂ (150 mL), washed with water, dried over MgSO₄, filtered and concentrated. The crude product was purified by flash chromatography (5-20%, EtOAc in heptane) to afford **9** as a light brown oil (22.60 g, 95%).



Synthesis of **11**:

Compound **9** (13.0 g, 33.38 mmol) and compound **10** (23.47 g, 33.38mmol) were dissolved in anhydrous DMF (80 mL). The solution was purged with argon, and then CuI (381 mg, 2.0mmol), Pd(PPh₃)₄ (1.157g, 1.0mmol), and Et₃N (13.95 mL, 100.15mmol) were added. After stirring at 70 °C for 18 h, MeOH (30 mL) was added, and the mixture was stirred at 90 °C for 3 h. After cooling to ambient temperature, the mixture was diluted with EtOAc (200 mL), washed with 15% NH₄OH and brine (150 mL), dried over MgSO₄, filtered and concentrated. The crude product was purified by flash chromatography (1-4%, 2.5M NH₃/MeOH in CH₂Cl₂) to give product **11** (22.94g, 80%).

Synthesis of **12**:

To a solution of **11** (20.94 g, 24.38 mmol) in MeOH (200 mL) and CH₂Cl₂ (200 mL) was added 4N HCl in dioxane (150 mL) at 0 °C. The reaction was concentrated after stirring at RT for 16h. The residue was dissolved in DMF (200 mL). Diisopropylethyl amine (21 mL) was added, followed by N,N-bis-boc-guanylpurrazole (7.56 g, 24.38 mmol). After stirring at RT for 2 days, the reaction was diluted with EtOAc (250 mL), washed with brine (100 mL x 2), The EtOAc solution was dried over MgSO₄, filtered and concentrated. The crude product was purified by flash chromatography (0-5%, 2.5M NH₃/MeOH in CH₂Cl₂) to give product **12** (15.76 g, 72%) as a yellow foam. **12** was

further treated with charcoal (1.5 g) in EtOAc (200 mL) at RT for 4 hrs before next step use.

Synthesis of 13:

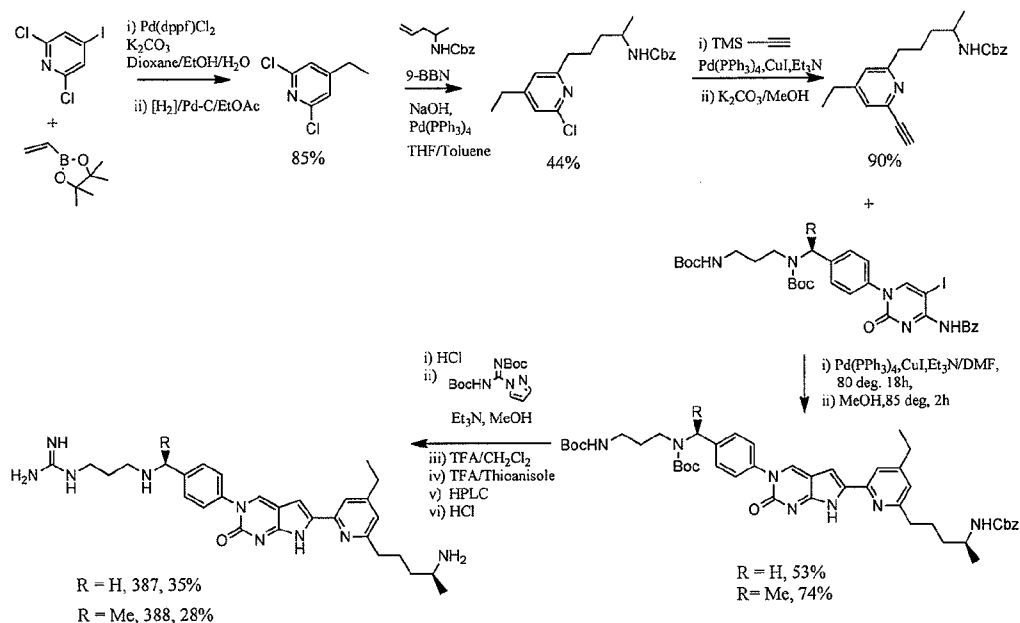
- 5 To a solution of 12 (10.42 g, 11.55 mmol) in CH₂Cl₂ (70 mL) was added Boc₂O (3.07 g, 14.07 mmol). The reaction was concentrated after stirring at RT for 3h. The residue was purified by flash chromatography (25-90%, EtOAc in Heptane) to give product 13 (11.08 g, 96%) as a yellow foam.

10 **Synthesis of compound 248:**

- To a solution of 13 (10.42 g, 10.40 mmol) in TFA (20 mL) was added thioanisole (3.9 g, 31.45 mmol). The reaction was concentrated after stirring at 50 °C for 8h. MeOH (20 mL) and 3N HCl/H₂O (40 mL) were added, the resulted solution was concentrated (this sequence was repeated once). The residue was dissolved in 1N HCl (120 mL),
15 washed with diethyl ether (80 mL x 3). The acidic aqueous solution was concentrated and recrystallized from MeOH/water/ethanol (2 mL/2 mL/20 mL) to afford the final product **248** (5.8 g, >99% purity, 82% yield).

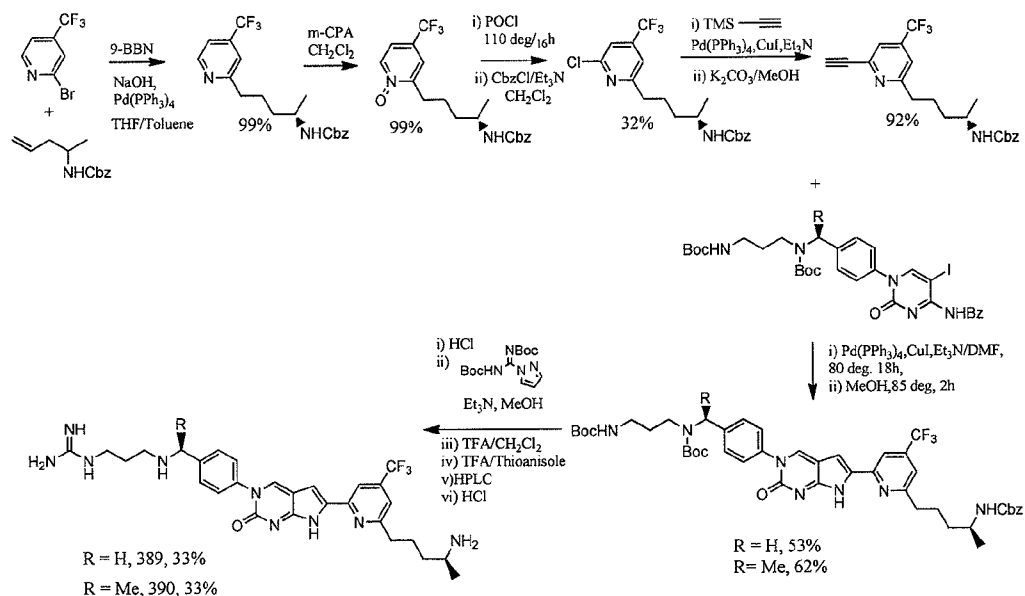
Example 7: Synthesis of compounds 387 and 388

- 20 Compounds 387 and 388 were prepared according to the procedure below.



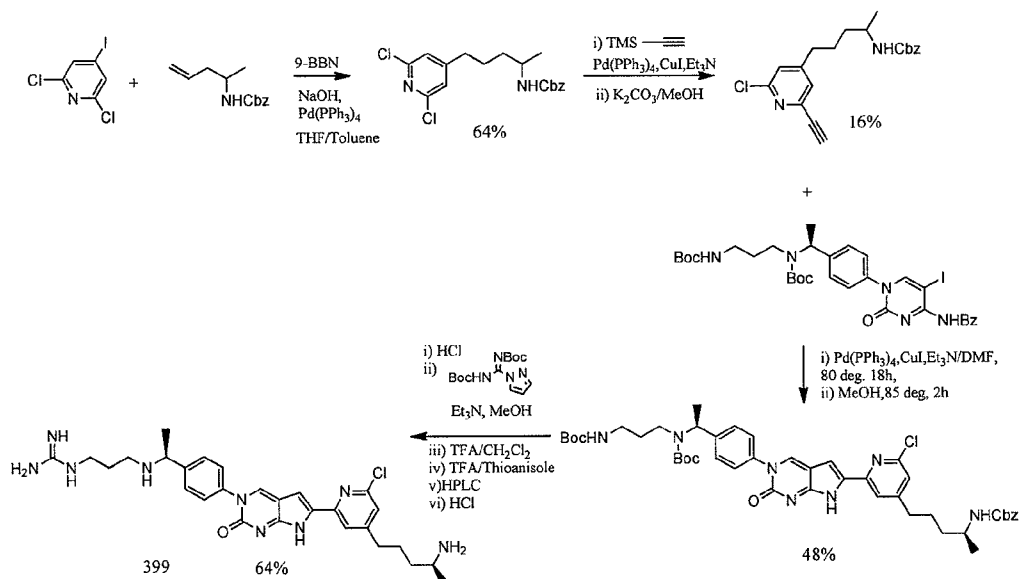
Example 8: Synthesis of compounds 389 and 390

Compounds 389 and 390 were prepared according to the procedure below.



Example 9: Synthesis of compound 399

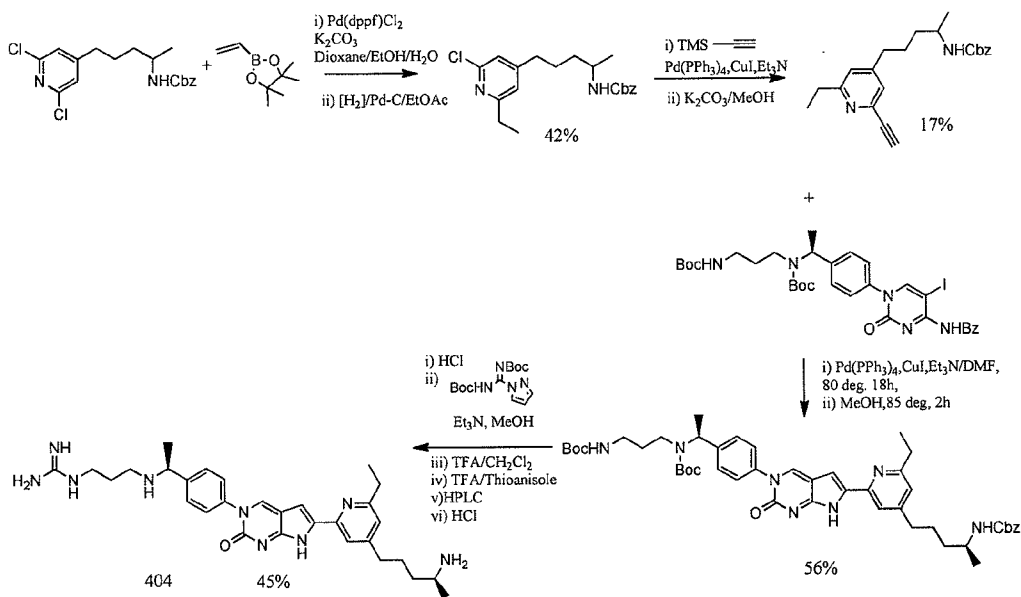
Compound 399 was prepared according to the procedure below.



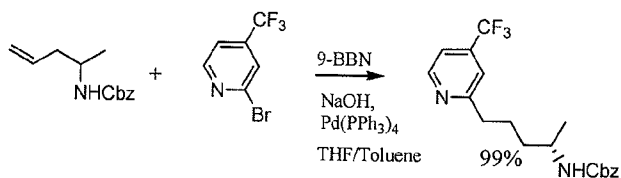
Example 10: Synthesis of compound 404

Compound 404 was prepared according to the procedure below.

5

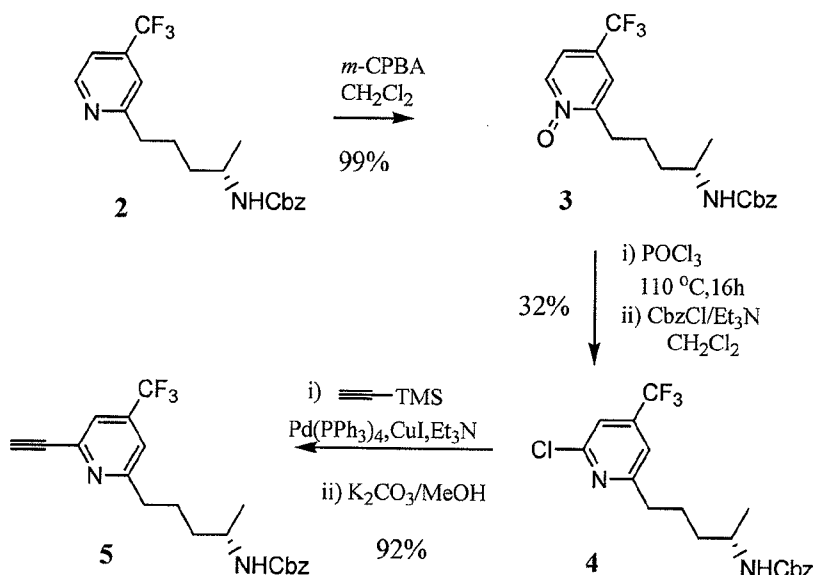


Example 11: Synthesis of compound 390



Synthesis of [1-Methyl-4-(4-trifluoromethyl-pyridin-2-yl)-butyl]-carbamic acid benzyl ester (2):

- 5 A solution of but-3-enyl-carbamic acid benzyl ester (3.06 g, 14.0 mmol, 1 eq) in anhydrous toluene (40 mL) was cooled under argon to 0-5 °C. 9-BBN (0.50 M, solution in THF; 30.8 mL, 1504 mmol, 1.1 eq.) was added dropwise, the mixture was stirred and allowed to reach room temperature. After 24 h, 1N NaOH/H₂O (23.8 mL, 23.8 mmol, 1.7 eq.) was added, followed by 2-bromo-4-trifluoromethyl-pyridine (3.16 g, 14.0 mmol, 1 eq.) and toluene (25 mL). The resulting mixture was degassed and Pd(PPh₃)₄ (0.89 g, 0.70 mmol, 0.05eq.) was added. The mixture was rapidly stirred under argon at 60 °C for 24 h, and then it was cooled to room temperature. Afterwards, the mixture was partitioned between EtOAc (100 mL) and brine (100 mL). The organic phase was washed with brine (100 mL), dried over Na₂SO₄, filtered and concentrated. The crude product was purified by flash chromatography on silica gel (0-50% EtOAc in Heptane) to afford **2** as colorless oil (5.1 g, 99%).



Synthesis of [1-methyl-4-(1-oxy-4-trifluoromethyl-pyridin-2-yl)-butyl]-carbamic acid benzyl ester (3):

To a solution of **2** (5.1 g, 13.94 mmol, 1 eq.) in CH₂Cl₂ (50 ml) was added *m*-chloroperoxybenzoic acid (2.88g, 16.72 mmol, 1.2 eq.). The mixture was stirred at room temperature for 18 h before quenching with NaHCO₃ (sat. 50 ml). The organic solution was washed with brine (50 mL x 2), dried over MgSO₄, filtered and concentrated. The crude product was purified by flash chromatography (0-10%, MeOH in CH₂Cl₂) to afford **3** (5.30 g, 99%).

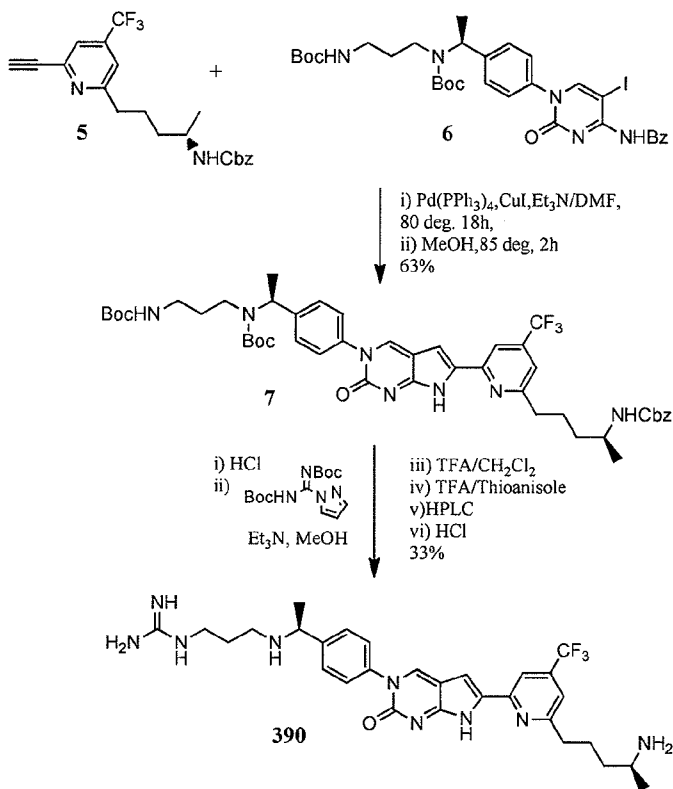
10 **Synthesis of [4-(6-Chloro-4-trifluoromethyl-pyridin-2-yl)-1-methyl-butyl]-carbamic acid benzyl ester (4):**

A solution of **3** (1.52 g, 4.0 mmol) in POCl₃ (6 ml) was heated at 110 °C for 15 h before cooling to room temperature. The reaction mixture was quenched with ice, basified with NaOH to pH ca. 10, and extracted with EtOAc (50 mL x 2). The EtOAc solution was washed with brine (50 mL x 2), dried over MgSO₄, filtered and concentrated. The crude product was purified by flash chromatography (0-10%, MeOH in CH₂Cl₂) to afford the 2-chloropyridine derivative (360 mg). The resulting product was dissolved in CH₂Cl₂ (10 ml). Hunig's base (520 mg, 4.03 mmol) was added at 0 °C followed by CbzCl (343 mg, 2.02 mmol). The mixture was stirred for 3 h at 0 °C, then concentrated and purified by flash chromatography (0-50%, EtOAc in heptane) to afford **4** (470 mg, 32%).

Synthesis of [4-(6-Ethynyl-4-trifluoromethyl-pyridin-2-yl)-1-methyl-butyl]-carbamic acid benzyl ester (5)

A mixture of **4** (470 mg, 1.17 mmol, 1 eq), CuI (23 mg, 0.117 mmol, 0.1 eq.), Pd(PPh₃)₄ (68 mg, 0.058 mmol, 0.05 eq.) and DMF (8 mL) was degassed. Trimethylsilylacetylene (173 mg, 1.760 mmol, 1.5 eq.) was added under Argon, followed by Et₃N (356 mg, 4.81 mL, 3.52 mmol, 3 eq.). The mixture was heated at 70 °C for 24 h. After being cooled to room temperature, the reaction mixture was diluted with EtOAc (50 mL) and washed with brine (20 mL x 2). The EtOAc solution was dried over MgSO₄, filtered and concentrated. The crude product was purified by flash chromatography (0-30%, EtOAc in heptane) to afford the desired trimethylsilylacetylene derivative (500 mg, 92%). The product was dissolved in MeOH (20 mL), and K₂CO₃ (138 mg, 1 mmol,) was added. The reaction

mixture was stirred at room temperature for 30 min before concentration. The residue was partitioned between EtOAc (20 mL) and H₂O (20 mL). The EtOAc layer was washed with brine (10 mL), dried over MgSO₄, filtered and concentrated. The crude product was purified by flash chromatography (0-50%, EtOAc in heptane) to afford **5** as colorless oil (423 mg, 100%).



Synthesis of 7:

Pyrrolocytosine **7** was prepared from the coupling of common intermediate **6** and alkyne **5** according to the procedure described previously. Starting from 230 mg of **5**, 320 mg of the desired compound was obtained as an orange-brown solid (62%); LCMS (ESI) m/e 876.2 (M+1)⁺.

Synthesis of compound 390:

Boc-deprotection of **7** (0.32 g) was accomplished with 2 mL of 4N HCl in dioxane and CH₂Cl₂ (10 mL) at room temperature (2 h). Following solvent evaporation, the crude residue was taken to the next step without further purification. LCMS (ESI) m/e 613.0

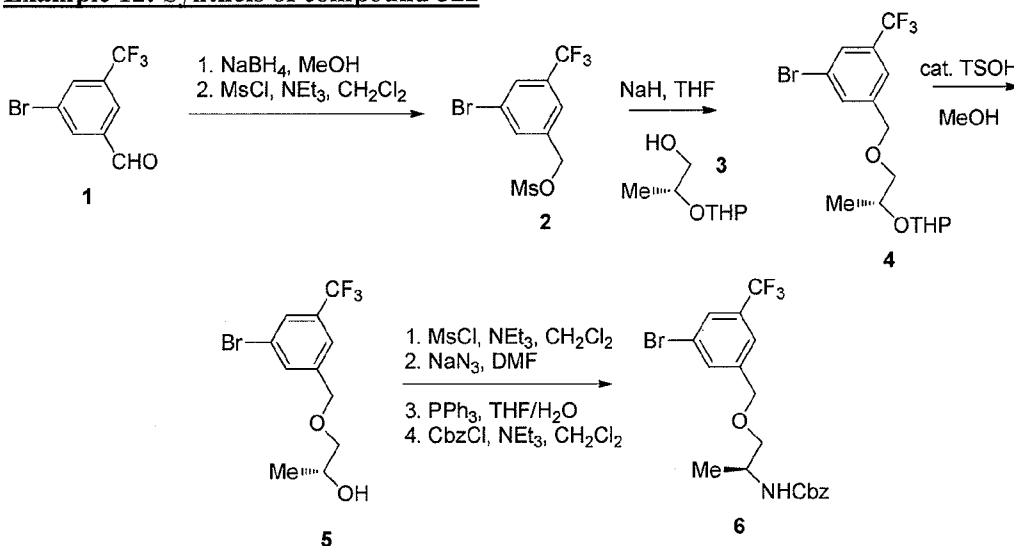
(M+1)⁺. Guanidine formation was carried out according to the protocol used to prepare the other described compounds (bis-Boc-guanylpzrazole, Et₃N, MeOH, RT). Deprotection was found to work best using a stepwise procedure to first remove the Boc-groups (trifluoroacetic acid in 10 mL of CH₂Cl₂). Following concentration, the Cbz group was removed by

5 redissolving the yellow-brown solid in 5 mL of trifluoroacetic acid and adding thioanisole (0.1 mL) dropwise. The solution was stirred at rt overnight, and upon completion solvent was evaporated affording the final compound as a brown oil. Diethyl ether was added and the liquid layer containing most of the residual thioanisole was decanted. Crude product was then dissolved in [(20% MeOH-90% H₂O)+0.15%TFA] (10 mL). An aliquot (10 mL) was injected on

10 a Dynamax 41.4 mm, C-18 prep HPLC Unit (guard+column), which was eluted with a gradient of solvents of 15% - 70% (MeOH/H₂O + 0.15% TFA), over 45 min. The pure fractions were combined and concentrated with EtOH to dryness. This sample was treated with 1N HCl/H₂O (5 mL) and EtOH (10 mL), and concentrated. This operation was repeated; the solid thus obtained was lyophilized from H₂O-MeCN (4:1), affording compound **390** as a yellow powder (86 mg);

15 LCMS (ESI) m/e 584.1 (M+1)⁺; ¹H NMR (300 MHz, D₂O) δ 1.20 (d, J = 6.6 Hz, 3H), 1.56 (m, 2H), 1.65 (d, J = 6.8 Hz, 3 H), 1.85 (m, 2H), 2.87 (m, 1H), 2.89 (t, J = 6.9 Hz, 2H), 3.00 (m, 1H), 3.15 (t, J=6.9 Hz, 2H), 3.31 (q, J = 6.8 Hz, 1H), 4.47 (q, J = 6.6 Hz, 1H), 7.05 (s, 1H), 7.50 (d, J = 8.1 Hz, 2H), 7.51 (s, 1H), 7.61 (d, J = 8.1 Hz, 2H), 7.94 (s, 1H), 8.51 (s, 1H).

20 **Example 12: Synthesis of compound 322**



Synthesis of Mesylate 2 from Aldehyde 1

Aldehyde **1** (11.8 g, 46.6 mmol) was dissolved in MeOH (70 mL) and the solution was cooled to 0 °C. NaBH₄ (2.13 g, 56 mmol) was added slowly as a solid in several portions. After 30 minutes, the mixture was warmed to RT, resulting in the formation of a clear solution. Stirring for an additional 1.5 h at RT led to complete consumption of starting material. MeOH was then evaporated and the residue was partitioned between EtOAc and H₂O. The organic layer was collected, dried over MgSO₄, and concentrated to a viscous, colorless oil (12.5 g, 99%). This oil was then redissolved in CH₂Cl₂ at 0 °C, and Et₃N was added. The dropwise addition of MsCl produced a slightly yellow solution that was allowed to gradually warm to RT. Upon completion, the reaction was quenched with NaHCO₃. The organic layer was separated and the aqueous phase was extracted 2X with fresh CH₂Cl₂. The combined organics were dried over Na₂SO₄ and concentrated to give an oil (8.10 g, 53%) that was used directly in the next step.

Synthesis of aryl THP ether 4

To a flask containing NaH (4.2 g, 105.7 mmol, 60% dispersion in oil) in 20 mL of THF at 0 °C was added THP-protected ether **3** (16.9 g, 105.7 mmol) in 30 mL THF. An additional 20 mL of solvent was added to reduce foaming. After 5 min, the ice bath was removed and the mixture was brought to RT and stirring was continued for 1 h. Mesylate **2** (4.4 g, 13.21 mmol) in 50 mL of THF was then added dropwise at RT and the resulting solution was heated for 1.5 h at 45-50 °C. Complete conversion was observed by LCMS, so the reaction was quenched with NH₄Cl. EtOAc was added and the phases were separated. The aqueous layer was extracted 2X with fresh EtOAc and the combined organics were dried over MgSO₄ and concentrated. The crude material was purified by column chromatography (5-30% EtOAc in heptanes) to provide 2.10 g of product (40%).

Synthesis of aryl alcohol 5

THP-protected aryl ether **4** (2.10 g, 5.28 mmol) was dissolved in 35 mL of MeOH and treated with cat. TsOH (0.1 eq). After 5 h at RT, the reaction was complete as indicated by LCMS and TLC. MeOH was removed and the mixture was partitioned between EtOAc and H₂O. The organic layer was separated, dried over MgSO₄, and concentrated to a slightly yellow-colored oil (1.54 g, 93%). This material was used without further purification.

Synthesis of Cbz-protected aryl amine 6

The same procedure for mesylation was used that was part of the two step conversion starting from aldehyde 1. From 0.86 g (2.73 mmol) of alcohol 5, 1.29 g of crude mesylate was obtained and used directly for azide formation.

5 This residue (1.29 g) was dissolved in DMF (10 mL) and treated with a single portion of NaN₃ (0.6 g, 9.3 mmol). The resulting mixture was then allowed to stir overnight at RT. Upon completion, ether was added and the organic layer was separated. The aqueous phase was washed 3X with additional ether and the organics were combined, washed 4X with H₂O, dried over MgSO₄, and concentrated. The crude oil (~1g) was used directly in the next step
10 without purification.

For the reduction to amine, the azide material (~3 mmol) was then dissolved in 10 mL THF along with 1 mL of H₂O and triphenylphosphine (1.6 g, 6.0 mmol). The contents were heated from 55-60 °C overnight to obtain complete consumption of starting material. THF was then removed in vacuo.

15 Cbz-protection was then accomplished by placing the amine in 15 mL of CH₂Cl₂ and 15 mL of sat. NaHCO₃. The solution was cooled to 0 °C prior to the addition of CbzCl (0.64 mL, 4.5 mmol, 1.5 eq). After 4 h at RT, the organic layer was separated. The aqueous phase was washed 2X with fresh CH₂Cl₂ and the combined organics were dried over Na₂SO₄ and concentrated. The crude material was purified by column chromatography (3:1
20 heptanes/EtOAc) to produce 1.2 g of desired compound (97% yield from aryl alcohol 5).

Note: The remainder of the synthesis (i.e. alkyne formation, Sonogashira/cyclization, and guanidine installation) is according the procedures described above for compounds 234 and 248).

25

Example 13 – Antimicrobial activity

The compounds of the present invention were tested for antimicrobial activity. These data are presented in Table 3, Table 4, Table 5, and Table 6. The compounds were run against *Eschericia coli* strain ATCC25922 using a standard microdilution assay to determine
30 minimum inhibitory concentrations (MICs). The data is presented whereby a “+” indicates that the compound has an MIC value of 16 micrograms/ml or less and a “-” indicates that the compound has an MIC value greater than 16 micrograms/ml. A “N/A” means that data is

unavailable. It will be recognized by one skilled in the art that the compounds can be assessed against other bacterial organisms and that the presentation of data for activity against *Eschericia coli* is illustrative and in no way is intended to limit the scope of the present invention. The compounds of the present invention can be assayed against a range of other microorganisms depending upon the performance activity desired to be gathered. Furthermore, the “+”, “-”, and “N/A” representation and the selection of a cutoff value of 16 micrograms/ml is also illustrative and in no way is intended to limit the scope of the present invention. For example, a “-” is not meant to indicate that the compound necessarily lacks activity or utility, but rather that its MIC value against the indicated microorganism is greater than 16 micrograms/ml.

Table 3

Compound no.	E. coli ATCC25922 MIC
1	+
2	+
3	+
4	+
5	+
6	+
7	+
8	+
9	+
10	+
11	+
12	+
13	+
14	+
15	+
16	+
17	+
18	+
19	+
20	+
21	+
22	+
23	+
24	+
25	+
26	+
27	+

28	+
29	+
30	+
31	+
32	+
33	+
34	+
35	+
36	+
37	+
38	+
39	+
40	+
41	+
42	+
43	+
44	+
45	+
46	+
47	+
48	+
49	+
50	+
51	+
52	+
53	+
54	+
55	+
56	+
57	+
58	+
59	+
60	-
61	+
62	+
63	+
64	+
65	+
66	-
67	+
68	+
69	+
70	+
71	+
72	+
73	+

74	+
75	+
76	+
77	+
78	+
79	+
80	+
81	+
82	+
83	+
84	+
85	+
86	+
87	+
88	+
89	+
90	+
91	+
92	+
93	+
94	+
95	+
96	+
97	+
98	+
99	+
100	+
101	+
102	+
103	+
104	+
105	+
106	+
107	+
108	+
109	+
110	+
111	+
112	+
113	+
114	+
115	+
116	+
117	+
118	+
119	+

120	+
121	+
122	+
123	+
124	+
125	+
126	+
127	+
128	+
129	+
130	+
131	+
132	+
133	+
134	+
135	+
136	+
137	+
138	+
139	+
140	+

212	+
213	+
214	+
215	+
216	+
217	+
218	+
219	+
220	+
221	+
222	+
223	+
224	+
225	+
226	+
227	+
228	+
229	+
230	+
231	+
232	+
233	+
234	+
235	+

236	+
237	+
238	+
239	+
240	+
241	+
242	+
243	+
244	+
245	+
246	+
247	+
248	+
249	+
250	+
251	+
252	+
253	+
254	+
255	+
256	+
257	+
258	+
259	+
260	+
261	+
262	+
263	+
264	+
265	+
266	+
267	+
268	+
269	+
270	+
271	+
272	+
273	+
274	+
275	+
276	+
277	+
278	+
279	+
280	+
281	+

282	+
283	+
284	+
285	+
286	+
287	+
288	+
289	+
290	+
291	+
292	+
293	+
294	+
295	+
296	+
297	+
298	+
299	+
300	+
301	+
302	+
303	+
304	+
305	+
306	+
307	+
308	+
309	+
310	+
311	+
312	+
313	+
314	+
315	+
316	+
317	+
318	+
319	+
320	+
321	+
322	+
323	+
324	+
325	+
326	+
327	+

Table 4

Compound no.	E. coli ATCC25922 MIC
150	-
151	+
152	+
153	+
154	+
155	+
156	+
157	+
158	+
159	+
160	+
161	+
162	+
163	+
164	+
165	-
166	+
167	+
168	+
169	+
170	+
171	+
172	+
173	+
174	+
175	+
176	+
177	-
178	+
179	+
180	+
181	+
182	+
183	-
184	+
185	-
186	-
187	-
188	+
189	-

190	-
-----	---

Table 5

Compound no.	E. coli ATCC25922 MIC
333	+
334	+
335	+
336	+
337	+
338	+
339	+
340	+
341	+
342	+
343	+
344	+
345	+
346	+
347	+
348	+
349	+
350	+
351	-
352	-
353	-
354	-
355	-
356	-
357	-
358	-
359	+
360	+
361	+
362	+
363	+
364	+
365	-
366	-
367	-
368	+
369	+
370	+
371	-

372	-
373	-
374	+
375	+
376	+
377	+
378	+
379	+
380	+
381	+
382	+
383	+
384	+
385	+
386	-
387	+
388	+
389	+
390	+
391	+
392	+
393	+
394	+
395	+
396	+
397	+
398	+
399	+
400	+
401	+
402	+
403	+
404	+
405	-
406	-
407	+
408	+
409	-
410	+
411	+
412	+
413	+
414	+
415	+
416	+
417	+

418	+
419	+
420	+
421	+
522	+
423	+
424	+
425	+
426	+
427	+
428	+
429	+
430	+
431	+
432	+
433	+
434	+
435	+
436	+
437	+
438	+
439	+
440	+
441	+
442	+
443	+
444	+
445	+
446	+
447	+
448	+
449	+
450	+
451	+
452	+
453	+
454	+
455	+
456	+
457	+
458	+
459	+
460	+
461	+
462	+
463	+

464	+
465	+
466	+
467	+
468	+

Table 6

Compound no.	E. coli ATCC25922 MIC
469	+
470	+
471	+
472	+
473	+
474	+
475	+
476	+
477	+
478	+
479	+
480	+
481	+
482	+
483	+
484	+
485	+
486	+
487	+
488	+
489	+
490	-
491	+
492	-
493	+
494	+
495	+
496	+
497	-
498	+
499	+
500	+
501	+
502	+
503	-

504	+
505	+
506	+
507	+

INCORPORATION BY REFERENCE

The entire disclosure of each of the patent documents and scientific articles referred to herein is incorporated by reference for all purposes.

5

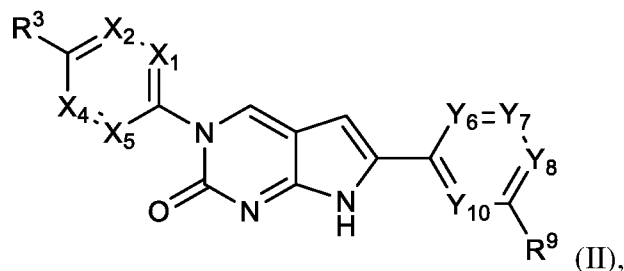
EQUIVALENTS

The invention can be embodied in other specific forms without departing from the spirit or essential characteristics thereof. The foregoing embodiments are therefore to be considered in all respects illustrative rather than limiting on the invention described herein.

- 10 Scope of the invention is thus indicated by the appended claims rather than by the foregoing description, and all changes that come within the meaning and range of equivalency of the claims are intended to be embraced therein.

CLAIMS

1. A compound having the formula:

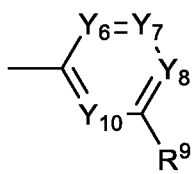


or a tautomer thereof, or a pharmaceutically acceptable salt, ester or prodrug of said compound or tautomer, wherein:

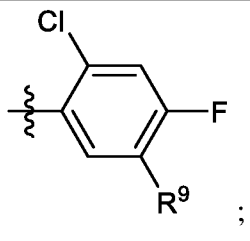
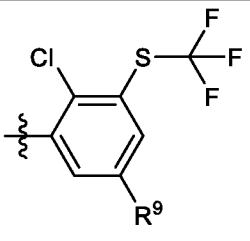
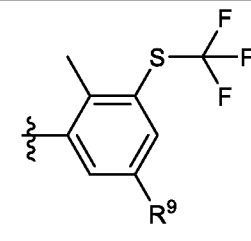
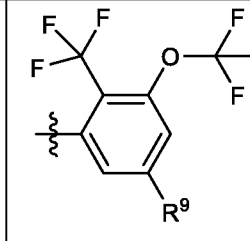
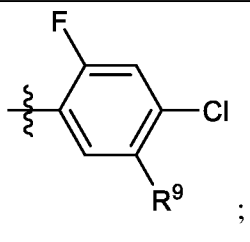
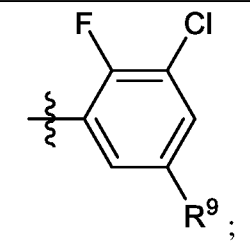
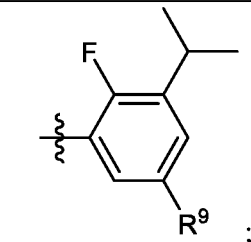
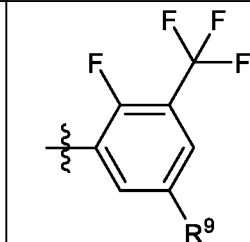
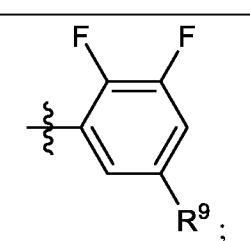
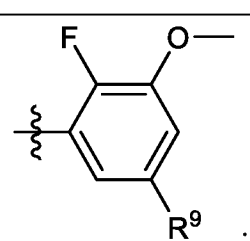
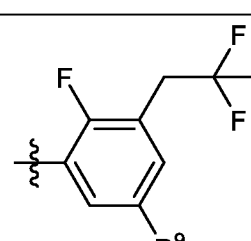
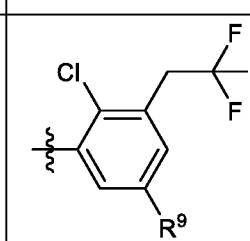
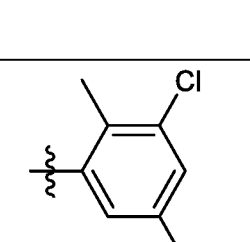
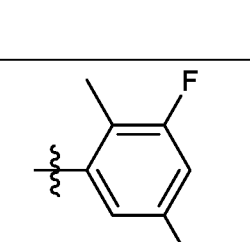
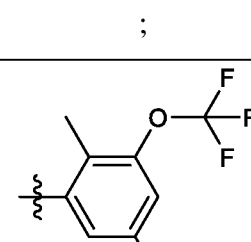
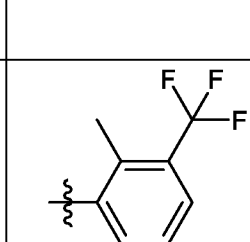
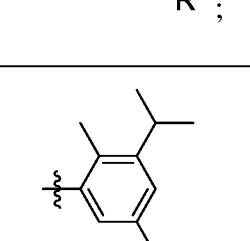
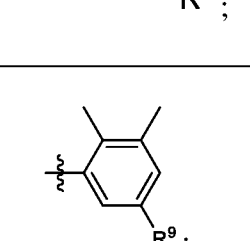
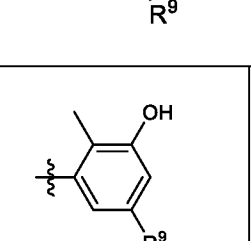
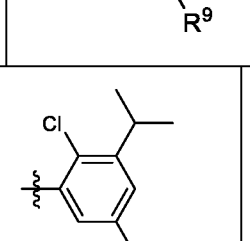
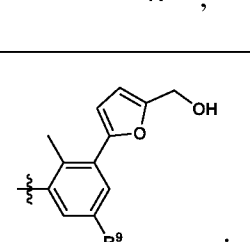
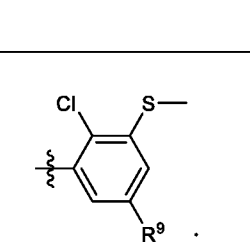
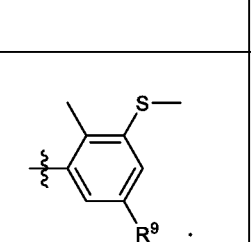
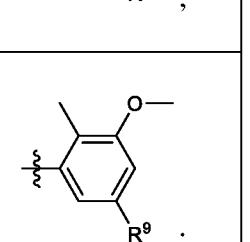
X_1 is CR^1 or N; X_2 is CR^2 or N; X_4 is CR^4 or N; X_5 is CR^5 or N;

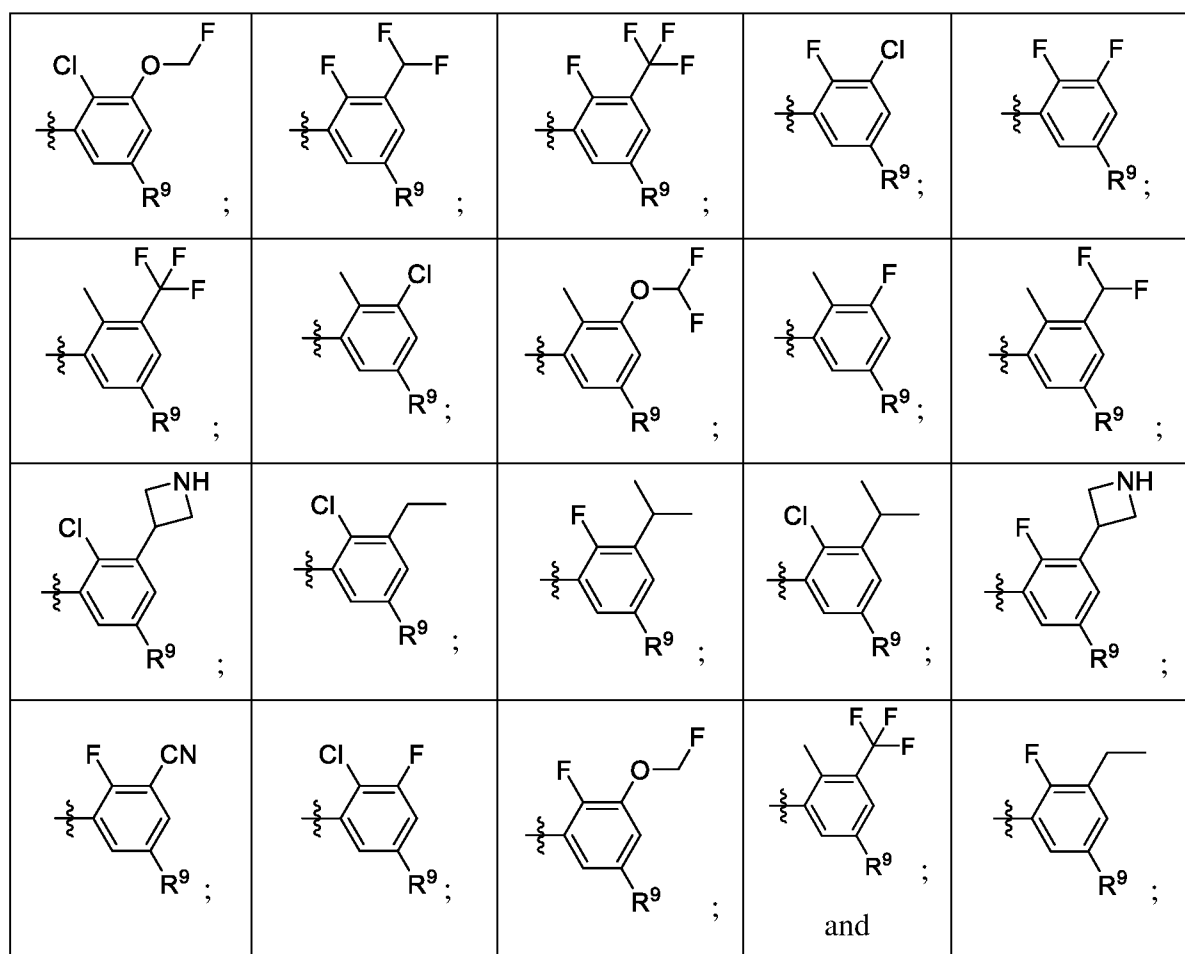
R^1 , R^2 , R^4 and R^5 are each independently selected from: (a) hydrogen; (b) F; (c) Cl; (d) Br; (e) I; (f) $-CF_3$; (g) $-CF_2H$; (h) $-CFH_2$; (i) $-OCF_3$; (j) $-OCF_2H$; (k) $-OCFH_2$; (l) $-OCH_3$; (m) $-CN$; (n) $-N_3$; (o) $-NO_2$; (p) $-NR^{11}R^{11}$; (q) $-NR^{11}C(O)R^{11}$; (r) $-C(O)NR^{11}R^{11}$; (s) $-OR^{11}$; (t) $-COH$; (u) $-CO(C_1-C_8 \text{ alkyl})$; (v) $-COR^{11}$; (w) $-NR^{11}(CNR^{11})NR^{11}R^{11}$; (x) $-S(O)_pR^{11}$; (y) $-NR^{11}S(O)_pR^{11}$; (z) $-SR^{11}$; (aa) $-SCF_3$; (bb) $-C(CF_3)H-NH-CHR^{11}R^{11}$; (cc) $-COOR^{11}$; (dd) $-(OCH_2CH_2)_tR^{11}$; (ee) $-(OCH_2CH_2)_tOR^{11}$; (ff) $-C_1-C_8 \text{ alkyl}$; (gg) $-C_2-C_8 \text{ alkenyl}$; (hh) $-C_2-C_8 \text{ alkynyl}$; (ii) $-(C_1-C_8 \text{ alkyl})-(3-14 \text{ membered saturated, unsaturated or aromatic heterocycle containing one or more heteroatoms selected from the group consisting of nitrogen, oxygen and sulfur})$; (jj) $-(C_1-C_8 \text{ alkyl})-(3-14 \text{ membered saturated, unsaturated or aromatic carbocycle})$; (kk) $-\text{haloalkyl}$, (ll) $-3-14 \text{ membered saturated, unsaturated or aromatic heterocycle containing one or more heteroatoms selected from the group consisting of nitrogen, oxygen and sulfur}$; (mm) $-3-14 \text{ membered saturated, unsaturated or aromatic carbocycle}$; and (nn) $-CHR^{11}-NH-(3-14 \text{ membered saturated, unsaturated or aromatic heterocycle containing one or more heteroatoms selected from the group consisting of nitrogen, oxygen and sulfur})$,

wherein each of (ff) through (nn) is optionally substituted with one or more R^{12} ;



is selected from the group consisting of:

 ;	 ;	 ;	 ;
 ;	 ;	 ;	 ;
 ;	 ;	 ;	 ;
 ;	 ;	 ;	 ;
 ;	 ;	 ;	 ;
 ;	 ;	 ;	 ;

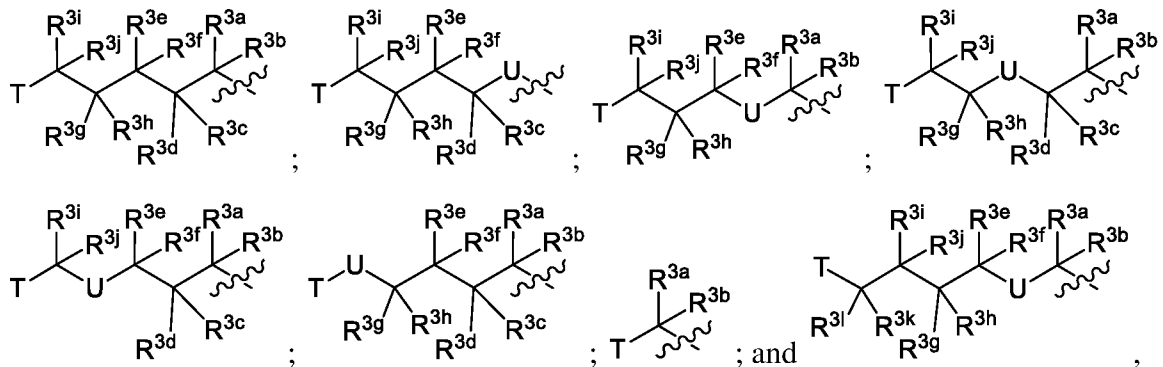


each R^{11} is independently selected from: (a) hydrogen; (b) halogen; (c) $-OH$; (d) $-SH$; (e) $-(C_1-C_8 \text{ alkyl})OH$; (f) $-OCF_3$; (g) $-OCF_2H$; (h) $-OCFH_2$; (i) $-OCH_3$; (j) $-OR^{12}$; (k) $-COR^{12}$; (l) $-CN$; (m) $-NO_2$; (n) $-CONH_2$; (o) $-CONR^{12}R^{12}$; (p) $-COCH_3$; (q) $-S(O)_pCH_3$; (r) $-S(O)_pNR^{12}R^{12}$; (s) $-SR^{12}$; (t) $-C(O)OH$; (u) $-C(O)OR^{12}$; (v) $-N_3$; (w) $-NH_2$; (x) $-NR^{12}C(O)R^{12}$; (y) $-NH(C_1-C_8 \text{ alkyl})$; (z) $-N(C_1-C_8 \text{ alkyl})_2$; (aa) $-C_1-C_8 \text{ alkyl}$; (bb) $-C_2-C_8 \text{ alkenyl}$; (cc) $-C_2-C_8 \text{ alkynyl}$; (dd) $-haloalkyl$; (ee) $-(C_1-C_8 \text{ alkyl})-(3-14 \text{ membered saturated, unsaturated or aromatic heterocycle containing one or more heteroatoms selected from the group consisting of nitrogen, oxygen and sulfur})$; (ff) $-(C_1-C_8 \text{ alkyl})-(3-14 \text{ membered saturated, unsaturated or aromatic carbocycle})$; (gg) $-3-14 \text{ membered saturated, unsaturated or aromatic heterocycle containing one or more heteroatoms selected from the group consisting of nitrogen, oxygen and sulfur}$; (hh) $-3-14 \text{ membered saturated, unsaturated or aromatic carbocycle}$; and (ii) $-(C=NH)NR^{12}R^{12}$;

wherein each of (y) through (hh) is optionally substituted with one or more R^{12} ;

alternatively two R^{11} substituents are taken together to form (a) $-3-7 \text{ membered saturated or unsaturated carbocyclic}$ or (b) $-3-7 \text{ membered saturated or unsaturated heterocyclic ring containing one or more heteroatoms selected from the group consisting of nitrogen, oxygen and sulfur}$, wherein each of (a) through (b) is optionally substituted with one or more R^{12} ;

R^3 is selected from:



wherein R^{3a} , R^{3b} , R^{3c} , R^{3d} , R^{3e} , R^{3f} , R^{3g} , R^{3h} , R^{3i} , R^{3j} , R^{3k} and R^{3l} are each independently selected from: (a) hydrogen; (b) halogen; (c) $-\text{CN}$; (d) $-\text{N}_3$; (e) $-\text{NO}_2$; (f) $-\text{OCF}_3$; (g) $-\text{OCF}_2\text{H}$; (h) $-\text{OCF}_2\text{H}$; (i) $-\text{OCH}_3$; (j) $-\text{OR}^{11}$; (k) $-\text{C}(\text{O})\text{R}^{11}$; (l) $-\text{C}(\text{O})\text{NR}^{11}\text{R}^{11}$; (m) $-\text{NH}_2$; (n) $-\text{NR}^{11}\text{R}^{11}$; (o) $-\text{NR}^{11}\text{C}(\text{O})\text{R}^{11}$; (p) $-\text{S}(\text{O})_p\text{R}^{11}$; (q) $-\text{C}(\text{O})\text{OH}$; (r) $-\text{C}(\text{O})\text{OR}^{11}$; (s) $-\text{C}_1-\text{C}_8$ alkyl; (t) $-\text{C}_2-\text{C}_8$ alkenyl; (u) $-\text{C}_2-\text{C}_8$ alkynyl; (v) haloalkyl; (w) $-3-14$ membered saturated, unsaturated or aromatic heterocycle containing one or more heteroatoms selected from the group consisting of nitrogen, oxygen and sulfur; and (x) $-3-14$ membered saturated, unsaturated or aromatic carbocycle,

wherein each of (s) through (x) is optionally substituted with one or more R^{12} ;

alternatively, one or more pairs of substituents selected from R^{3a} and R^{3b} , R^{3c} and R^{3d} , R^{3e} and R^{3f} , R^{3g} and R^{3h} , R^{3i} and R^{3j} , and R^{3k} and R^{3l} are taken together with the carbon atom to which they are attached to form (a) $-3-7$ membered saturated or unsaturated carbocyclic, (b) $-3-7$ membered saturated or unsaturated heterocyclic ring containing one or more heteroatoms selected from the group consisting of nitrogen, oxygen and sulfur, (c) an exo carbon-carbon double bond, (d) carbonyl group or (e) thiocarbonyl group,

wherein each of (a) through (b) is optionally substituted with one or more R^{12} ;

alternatively, wherein two substituents selected from R^{3a} , R^{3b} , R^{3c} , R^{3d} , R^{3e} , R^{3f} , R^{3g} , R^{3h} , R^{3i} , R^{3j} , R^{3k} and R^{3l} on different carbon atoms are taken together with the intervening atoms to which they are attached to form (a) $-3-7$ membered saturated or unsaturated carbocyclic or (b) $-3-7$ membered saturated or unsaturated heterocyclic ring containing one or more heteroatoms selected from the group consisting of nitrogen, oxygen and sulfur,

wherein each of (a) through (b) is optionally substituted with one or more R^{12} ;

alternatively, wherein two substituents selected from R^{3a} , R^{3b} , R^{3c} , R^{3d} , R^{3e} , R^{3f} , R^{3g} , R^{3h} , R^{3i} , R^{3j} , R^{3k} and R^{3l} on two adjacent carbon atoms are taken together with the bond between said adjacent carbon atoms form a substituted or unsubstituted carbon-carbon double bond, or wherein four substituents selected from R^{3a} , R^{3b} , R^{3c} , R^{3d} , R^{3e} , R^{3f} , R^{3g} , R^{3h} , R^{3i} , R^{3j} , R^{3k} and R^{3l} on two

adjacent carbon atoms are taken together with the bond between said adjacent carbon atoms form a carbon-carbon triple bond;

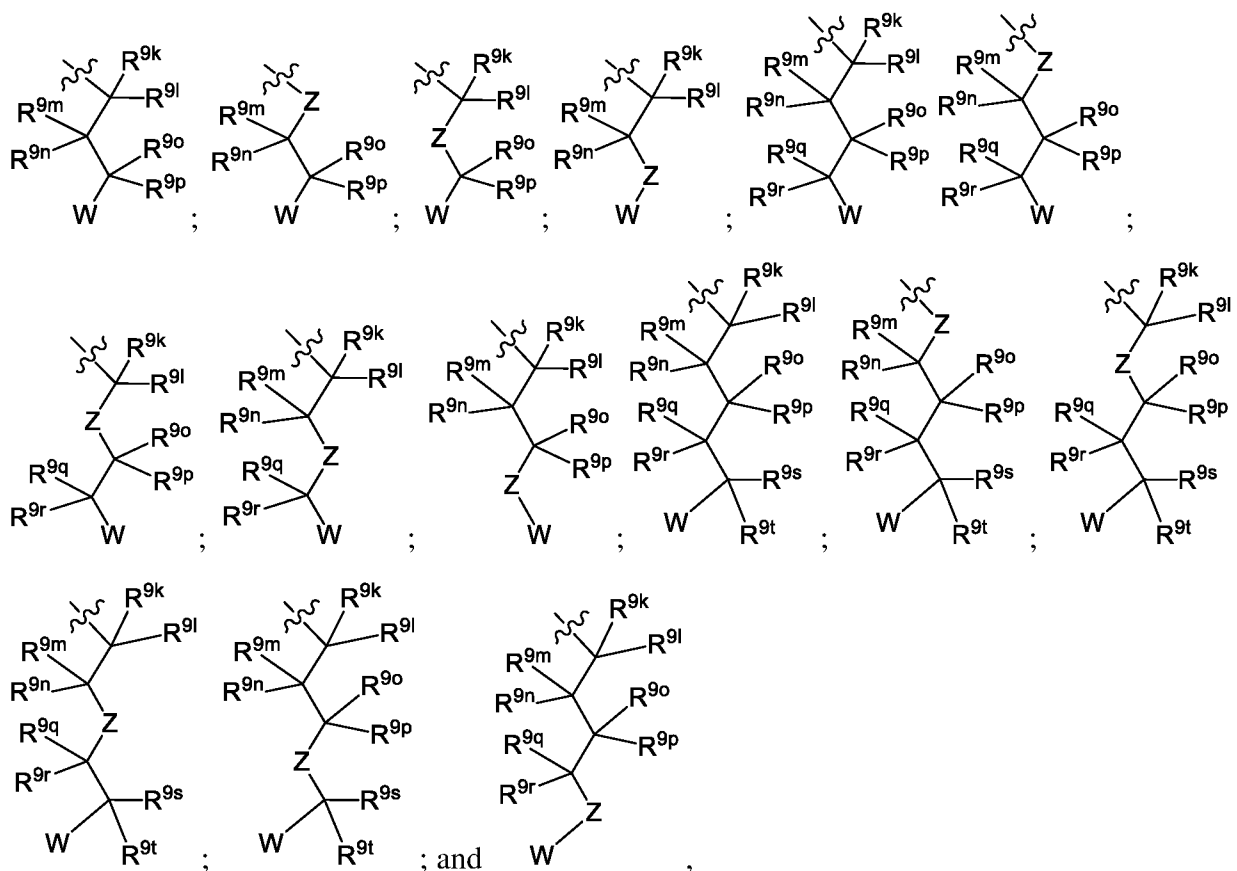
U is selected from $-\text{O}-$, $-\text{S}(\text{O})_p-$, $-\text{NR}^{11}-$, $-(\text{C}=\text{O})-$, $-\text{NR}^{11}(\text{C}=\text{O})-$, $-(\text{C}=\text{O})\text{NR}^{11}-$, $-\text{S}(\text{O})_p\text{NR}^{11}-$, $-\text{NR}^{11}\text{S}(\text{O})_p-$, $-\text{NR}^{11}\text{S}(\text{O})_p\text{NR}^{11}-$ and $-\text{NR}^{11}\text{C}(\text{O})\text{NR}^{11}-$;

T is selected from $-\text{NR}^{11}\text{R}^{11}$, $-\text{NR}^{11}(\text{C}=\text{O})\text{OR}^{11}$, $-\text{NR}^{11}(\text{C}=\text{NR}^{11})\text{NR}^{11}\text{R}^{11}$ and OR^{11} ;

alternatively, one R^{11} and one substituent selected from R^{3a} , R^{3b} , R^{3c} , R^{3d} , R^{3e} , R^{3f} , R^{3g} , R^{3h} , R^{3i} , R^{3j} , R^{3k} and R^{3l} are taken together with the intervening atoms to which they are attached to form (a) $-3-7$ membered saturated or unsaturated carbocyclic or (b) $-3-7$ membered saturated or unsaturated heterocyclic ring containing one or more heteroatoms selected from the group consisting of nitrogen, oxygen and sulfur,

wherein each of (a) through (b) is optionally substituted with one or more R^{12} ;

R^9 is selected from:



wherein R^{9k} , R^{9l} , R^{9m} , R^{9n} , R^{9o} , R^{9p} , R^{9q} , R^{9r} , R^{9s} , and R^{9t} are each independently selected from: (a) hydrogen; (b) halogen; (c) $-\text{CN}$; (d) $-\text{N}_3$; (e) $-\text{NO}_2$; (f) $-\text{OCF}_3$; (g) $-\text{OCH}_3$; (h) $-\text{OCF}_2\text{H}$; (i) $-\text{OCFH}_2$; (j) $-\text{OR}^{11}$; (k) $-\text{NH}_2$; (l) $-\text{NR}^{11}\text{R}^{11}$; (m) $-\text{C}(\text{O})\text{R}^{11}$; (n) $-\text{C}(\text{O})\text{OR}^{11}$; (o) $-\text{C}(\text{O})\text{NR}^{11}\text{R}^{11}$; (p) $-\text{NR}^{11}\text{C}(\text{O})\text{R}^{11}$; (q) $-\text{S}(\text{O})_p\text{R}^{11}$; (r) $-\text{C}_1-\text{C}_8$ alkyl; (s) $-\text{C}_2-\text{C}_8$ alkenyl; (t) $-\text{C}_1-\text{C}_8$ alkynyl; (u) haloalkyl; (v) $-3-14$ membered saturated, unsaturated or aromatic heterocycle

containing one or more heteroatoms selected from the group consisting of nitrogen, oxygen and sulfur; and (w) –3–14 membered saturated, unsaturated or aromatic carbocycle,

wherein each of (r) through (w) is optionally substituted with one or more R^{12} ;

alternatively, one or more pairs of substituents selected from R^{9k} and R^{9l} , R^{9m} and R^{9n} , R^{9o} and R^{9p} , R^{9q} and R^{9r} , and R^{9s} and R^{9t} are taken together with the carbon atom to which they are attached to form: (a) 3–7 membered saturated or unsaturated carbocyclic; (b) 3–7 membered saturated or unsaturated heterocyclic ring containing one or more heteroatoms selected from the group consisting of nitrogen, oxygen and sulfur; (c) an exo carbon-carbon double bond; (d) carbonyl group; or (e) thiocarbonyl group,

wherein each of (a) through (c) is optionally substituted with one or more R^{12} ;

alternatively, two substituents selected from R^{9k} , R^{9l} , R^{9m} , R^{9n} , R^{9o} , R^{9p} , R^{9q} , R^{9r} , R^{9s} and R^{9t} on different carbon atoms are taken together with the intervening atoms to which they are attached to form (a) –3–7 membered saturated or unsaturated carbocyclic or (b) –3–7 membered saturated or unsaturated heterocyclic ring containing one or more heteroatoms selected from the group consisting of nitrogen, oxygen and sulfur,

wherein each of (a) through (b) is optionally substituted with one or more R^{12} ;

alternatively, two substituents selected from R^{9k} , R^{9l} , R^{9m} , R^{9n} , R^{9o} , R^{9p} , R^{9q} , R^{9r} , R^{9s} and R^{9t} on two adjacent carbon atoms are taken together with the bond between said adjacent carbon atoms form a substituted or unsubstituted carbon-carbon double bond, or four substituents selected from R^{9k} , R^{9l} , R^{9m} , R^{9n} , R^{9o} , R^{9p} , R^{9q} , R^{9r} , R^{9s} and R^{9t} on two adjacent carbon atoms are taken together with the bond between said adjacent carbon atoms form a carbon-carbon triple bond;

Z is selected from $-O-$, $-S(O)_p-$, $-NR^{11}-$, $-(C=O)-$, $-NR^{11}(C=O)-$, $-(C=O)NR^{11}-$, $-S(O)_pNR^{11}-$, $-NR^{11}S(O)_p-$, $-NR^{11}S(O)_pNR^{11}-$ and $-NR^{11}C(O)NR^{11}-$;

W is selected from $-NR^{11}R^{11}$, $-NR^{11}(CO)OR^{11}$, $-NR^{11}(C=NR^{11})NR^{11}R^{11}$ and $-OR^{11}$;

alternatively, one R^{11} and one substituent selected from R^{9k} , R^{9l} , R^{9m} , R^{9n} , R^{9o} , R^{9p} , R^{9q} , R^{9r} , R^{9s} and R^{9t} are taken together with the intervening atoms to which they are attached to form (a) –3–7 membered saturated or unsaturated carbocyclic or (b) –3–7 membered saturated or unsaturated heterocyclic ring containing one or more heteroatoms selected from the group consisting of nitrogen, oxygen and sulfur,

wherein each of (a) through (b) is optionally substituted with one or more R^{12} ;

R^{12} is independently selected from: (a) hydrogen; (b) halogen; (c) $-OH$; (d) $-SH$; (e) $-(C_1-C_8 \text{ alkyl})OH$; (f) $-OCF_3$; (g) $-OCH_3$; (h) $-OCF_2H$; (i) $-OCFH_2$; (j) $-O(C_1-C_8 \text{ alkyl})$; (k) $-CN$; (l) $-NO_2$; (m) $-CONH_2$; (n) $C(O)NH(C_1-C_8 \text{ alkyl})$; (o) $C(O)N(C_1-C_8 \text{ alkyl})_2$; (p) $-COH$; (q) –

COCH₃; (r) -S(O)_pCH₃; (s) -S(O)_pN(C₁-C₈ alkyl)₂; (t) -S(C₁-C₈ alkyl); (u) -C(O)OH; (v) -C(O)O(C₁-C₈ alkyl); (w) -N₃; (x) -NHC(O)(C₁-C₈ alkyl); (y) -N(C₁-C₈ alkyl)C(O)(C₁-C₈ alkyl); (z) -NH₂; (aa) -NH(C₁-C₈ alkyl); (bb) -N(C₁-C₈ alkyl)₂; (cc) -C₁-C₈ alkyl; (dd) -C₂-C₈ alkenyl; (ee) -C₂-C₈ alkynyl; (ff) -haloalkyl; (gg) -(C₁-C₈ alkyl)-(3-14 membered saturated, unsaturated or aromatic heterocycle containing one or more heteroatoms selected from the group consisting of nitrogen, oxygen and sulfur); (hh) -(C₁-C₈ alkyl)-(3-14 membered saturated, unsaturated or aromatic carbocycle); (ii) -3-14 membered saturated, unsaturated or aromatic heterocycle containing one or more heteroatoms selected from the group consisting of nitrogen, oxygen and sulfur; (jj) -3-14 membered saturated, unsaturated or aromatic carbocycle; (kk) -

10 (C=NH)NH₂; (ll) -C(=NH)NH₂; (mm) -C(O)R¹³; (nn) =O; and (oo) =NR¹³,

wherein each of (aa) through (jj) is optionally substituted with one or more R¹³;

R¹³ is independently selected from (a) hydrogen; (b) halogen; (c) -C₁-C₈ alkyl; (d) -C₂-C₈ alkenyl; (e) -C₂-C₈ alkynyl; (f) -haloalkyl; (g) -OH; (h) -OC₁-C₈ alkyl; (i) -OC₂-C₈ alkenyl; (j) -OC₂-C₈ alkynyl; (k) -OCF₃; (l) -OCH₃; (m) -OCF₂H; (n) -OCFH₂; (o) -NH₂; (p) -CN; (q) -

15 N₃; (r) -S(O)_pC₁-C₈ alkyl; (s) -3-14 membered saturated, unsaturated or aromatic heterocycle containing one or more heteroatoms selected from the group consisting of nitrogen, oxygen and sulfur; and (t) -3-14 membered saturated, unsaturated or aromatic carbocycle;

p is 0, 1 or 2; and

t is 0, 1 or 2.

2. The compound of claim 1 or the tautomer thereof, or a pharmaceutically acceptable salt, ester or prodrug of said compound or tautomer, wherein at least one substituent selected from R^{9k}, R^{9l}, R^{9m}, R⁹ⁿ, R^{9o}, R^{9p}, R^{9q}, R^{9r}, R^{9s} and R^{9t} is not hydrogen.

3. The compound of claim 1 or claim 2 or the tautomer thereof, or a pharmaceutically acceptable salt, ester or prodrug of said compound or tautomer, wherein at least two substituents

25 selected from R^{9k}, R^{9l}, R^{9m}, R⁹ⁿ, R^{9o}, R^{9p}, R^{9q}, R^{9r}, R^{9s} and R^{9t} are not hydrogen.

4. The compound of any one of claims 1 to 3 or the tautomer thereof, or a pharmaceutically acceptable salt, ester or prodrug of said compound or tautomer, wherein R¹, R², R⁴ and R⁵ are each independently selected from hydrogen and F.

5. The compound of claim 4 or the tautomer thereof, or a pharmaceutically acceptable salt, ester or prodrug of said compound or tautomer, wherein R¹, R², R⁴ and R⁵ are each hydrogen.

30

6. The compound of any one of claims 1 to 5 or the tautomer thereof, or a pharmaceutically acceptable salt, ester or prodrug of said compound or tautomer, wherein R^{3a} and R^{3b} are each independently selected from: (a) hydrogen; (b) F; (c) Cl; (d) $-CH_3$; (e) $-CF_3$; (f) $-CF_2H$; (g) $-CFH_2$; (h) $-OCF_3$; (i) $-OCF_2H$; (j) $-OCFH_2$; (k) $-OCH_3$; and (l) $-OH$.

7. The compound of claim 6 or the tautomer thereof, or a pharmaceutically acceptable salt, ester or prodrug of said compound or tautomer, wherein R^{3a} and R^{3b} are each hydrogen.

8. The compound of any one of claims 1 to 7 or the tautomer thereof, or a pharmaceutically acceptable salt, ester or prodrug of said compound or tautomer, wherein R^{9k} , R^{9l} , R^{9m} , R^{9n} , R^{9o} , R^{9p} , R^{9q} , R^{9r} , R^{9s} and R^{9t} are each independently selected from: (a) hydrogen; (b) halogen; (c) $-CF_3$; (d) $-CF_2H$; (e) $-CFH_2$; (f) $-OCF_3$; (g) $-OCH_3$; (h) $-OCF_2H$; (i) $-OCFH_2$; (j) $-OR^{11}$; (k) $-C_1-C_8$ alkyl; (l) haloalkyl; (m) $-3-14$ membered saturated, unsaturated or aromatic heterocycle containing one or more heteroatoms selected from the group consisting of nitrogen, oxygen and sulfur; and (n) $-3-14$ membered saturated, unsaturated or aromatic carbocycle;

alternatively, one or more of pairs of substituents selected from R^{9k} and R^{9l} , R^{9m} and R^{9n} , R^{9o} and R^{9p} , R^{9q} and R^{9r} , and R^{9s} and R^{9t} are taken together with the carbon atom to which they are attached to form (a) $-3-7$ membered saturated or unsaturated carbocyclic or (b) $-3-7$ membered saturated or unsaturated heterocyclic ring containing one or more heteroatoms selected from the group consisting of nitrogen, oxygen and sulfur; and

at least one substituent selected from R^{9k} , R^{9l} , R^{9m} , R^{9n} , R^{9o} , R^{9p} , R^{9q} , R^{9r} , R^{9s} and R^{9t} is not hydrogen.

9. The compound of claim 8 or the tautomer thereof, or a pharmaceutically acceptable salt, ester or prodrug of said compound or tautomer, wherein R^{9k} , R^{9l} , R^{9m} , R^{9n} , R^{9o} , R^{9p} , R^{9q} , R^{9r} , R^{9s} and R^{9t} are each independently selected from: (a) hydrogen; (b) halogen; (c) $-CF_3$; (d) $-CF_2H$; (e) $-CFH_2$; (f) $-OCF_3$; (g) $-OCH_3$; (h) $-OCF_2H$; (i) $-OCFH_2$; (j) $-OH$; (k) $-O(C_1-C_4 \text{ alkyl})$; (l) $-C_1-C_4$ alkyl selected from methyl, ethyl, isopropyl and t-butyl; (m) $-3-7$ membered saturated, unsaturated or aromatic heterocycle selected from oxetanyl, azepanyl, pyridyl, dihydropyridyl, furanyl, tetrahydrofuranlyl, tetrahydropyridyl, azetidiny, pyrrolidinyl, piperidinyl and piperidenyl; and (n) $-3-7$ membered saturated, unsaturated or aromatic carbocycle selected from cyclopropyl, cyclobutyl, cyclopentyl, cyclohexyl, cycloheptyl, phenyl, cyclohexenyl and cyclohexadienyl;

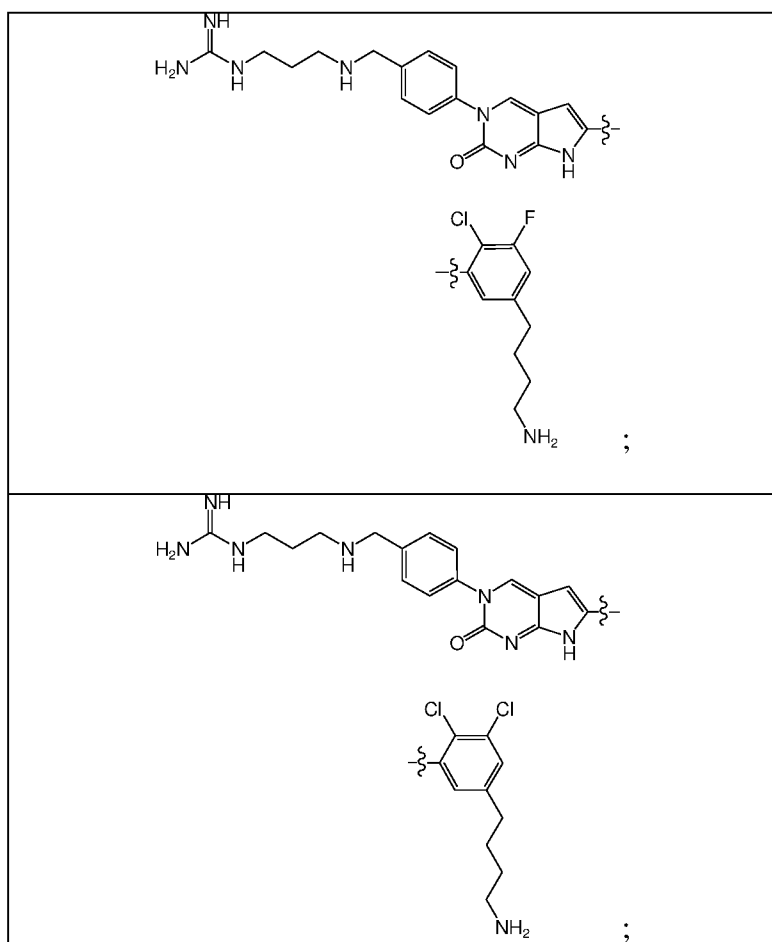
alternatively, one or more of pairs of substituents are selected from R^{9k} and R^{9l} , R^{9m} and R^{9n} , R^{9o} and R^{9p} , R^{9q} and R^{9r} , and R^{9s} and R^{9t} are taken together with the carbon atom to which they are attached form cyclopropyl, cyclobutyl or oxetanyl; and

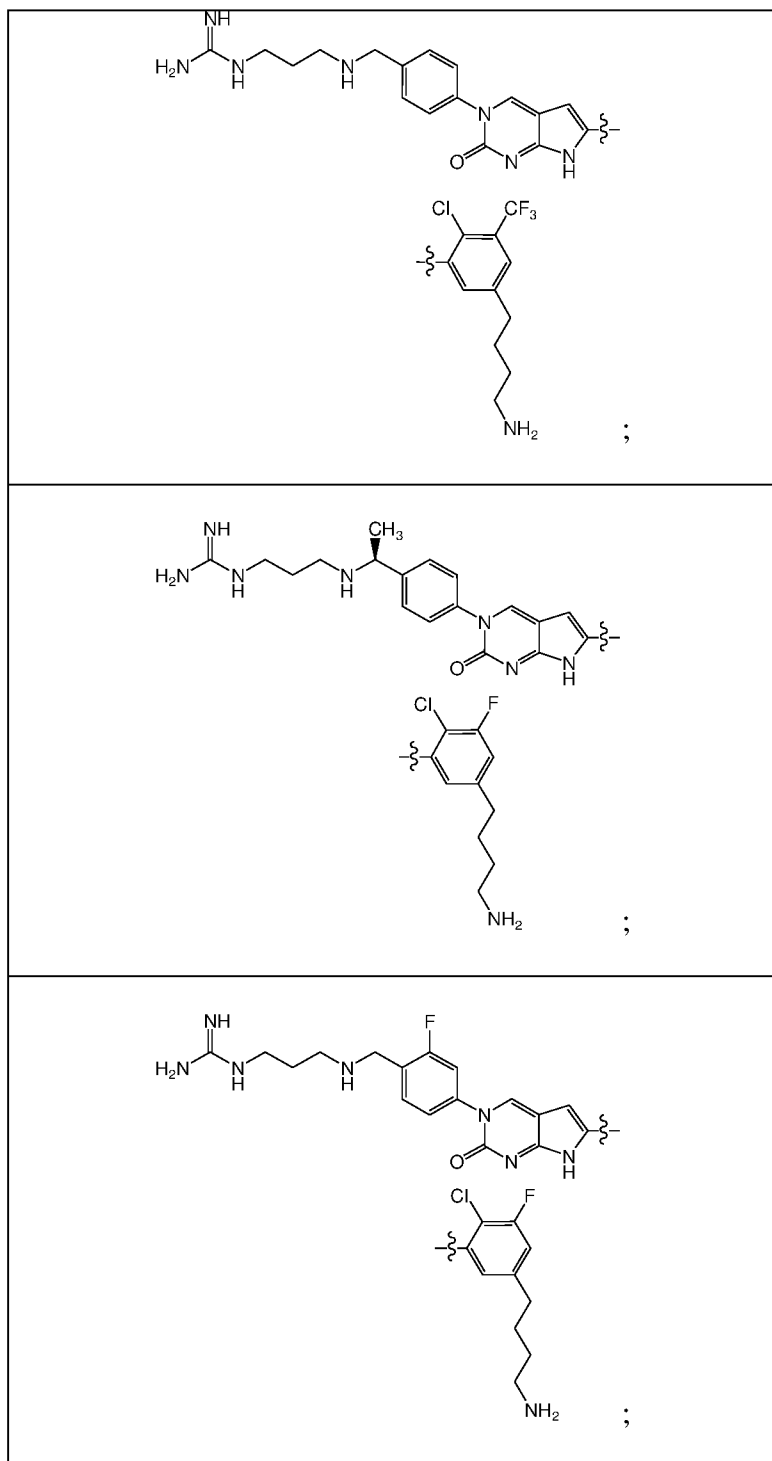
at least one substituent selected from R^{9k} , R^{9l} , R^{9m} , R^{9n} , R^{9o} , R^{9p} , R^{9q} , R^{9r} , R^{9s} and R^{9t} is not hydrogen.

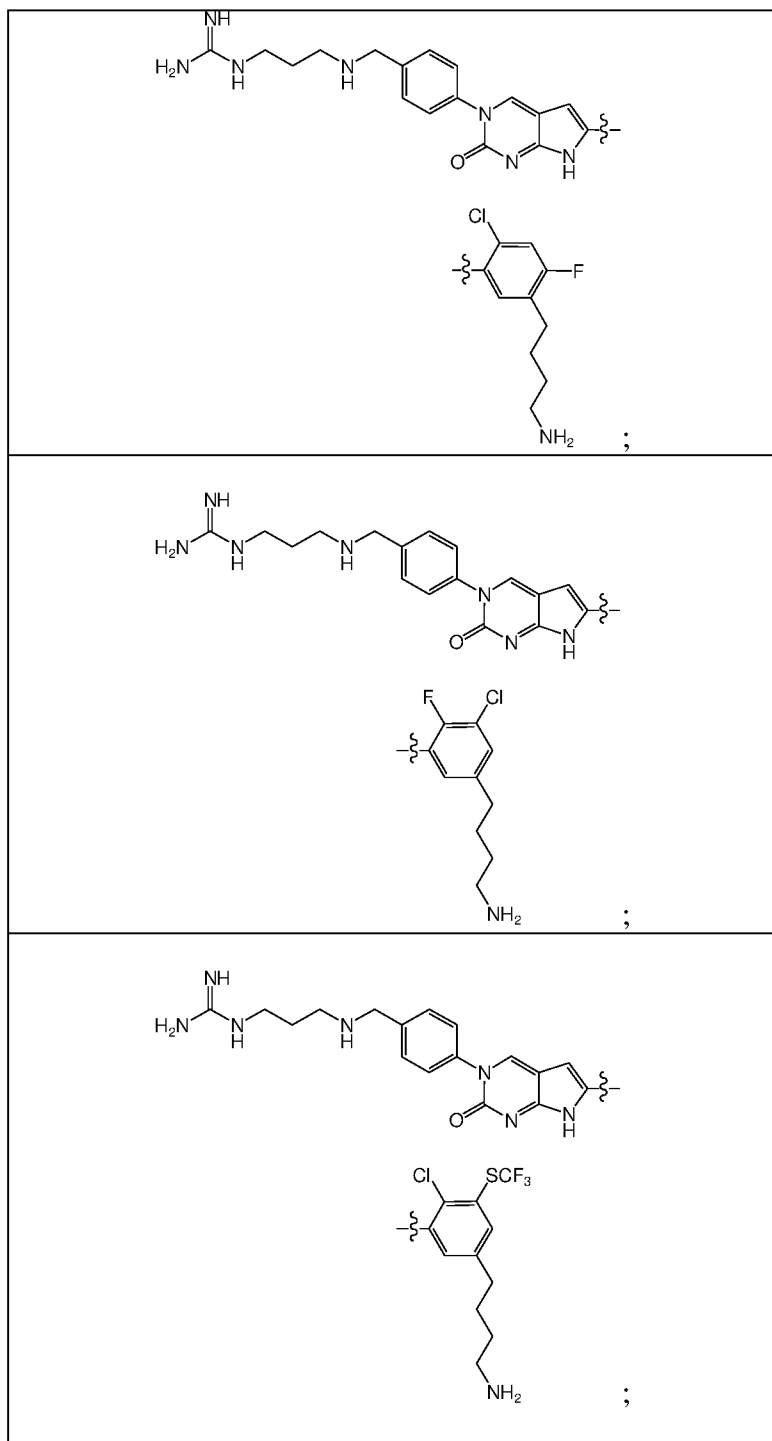
10. The compound of claim 9 or the tautomer thereof, or a pharmaceutically acceptable salt, ester or prodrug of said compound or tautomer, wherein R^{9k} , R^{9l} , R^{9m} , R^{9n} , R^{9o} , R^{9p} , R^{9q} , R^{9r} , R^{9s} and R^{9t} are each independently selected from: (a) hydrogen; (b) halogen; (d) $-\text{CF}_3$; (e) $-\text{CF}_2\text{H}$; (f) $-\text{CFH}_2$; (g) $-\text{OCF}_3$; (h) $-\text{OCH}_3$; (i) $-\text{OCF}_2\text{H}$; (j) $-\text{OCFH}_2$; (k) $-\text{OH}$; (l) $-\text{OCH}_3$; (l) methyl; (m) ethyl; (n) isopropyl; and (o) t-butyl; and

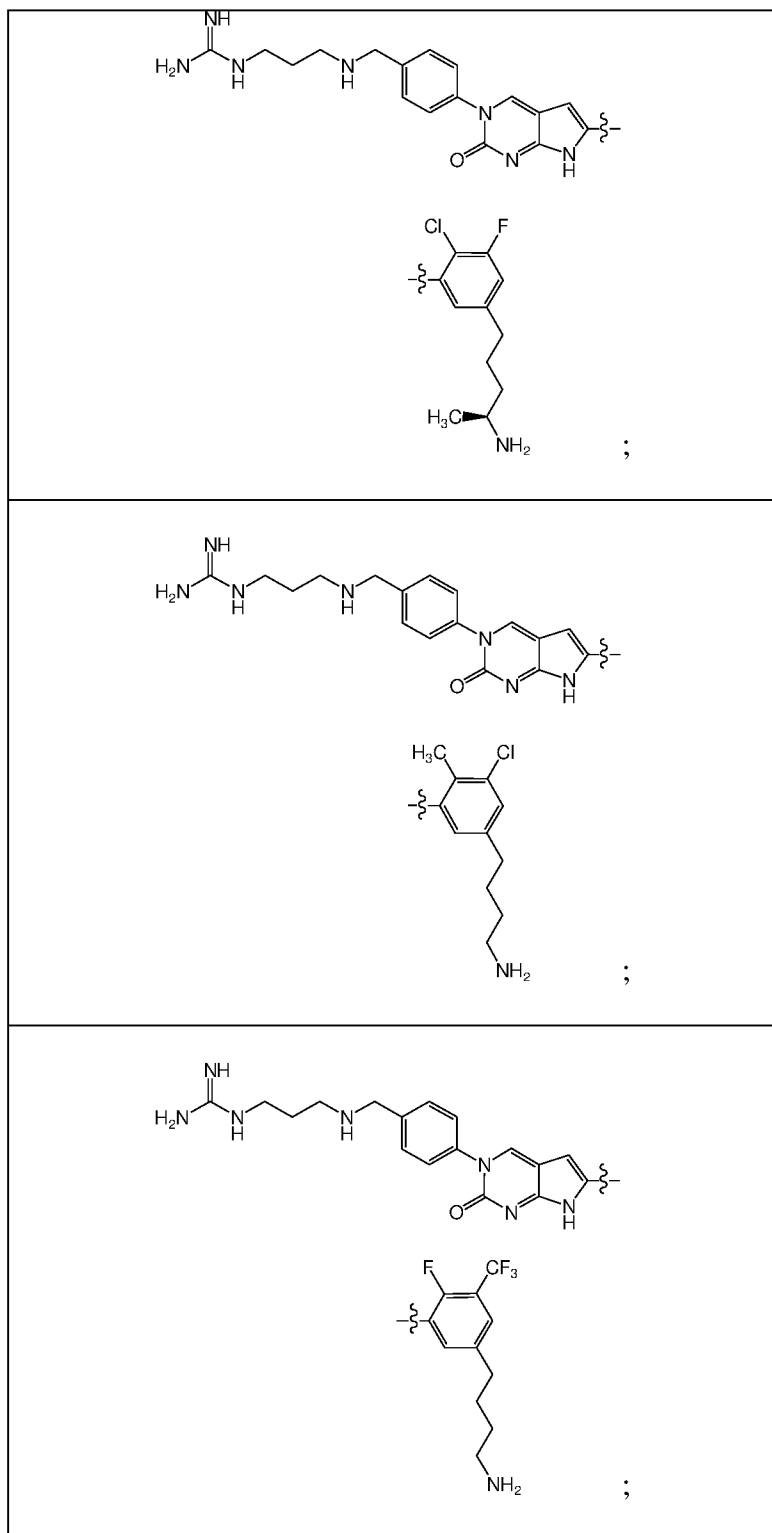
at least one substituent selected from R^{9k} , R^{9l} , R^{9m} , R^{9n} , R^{9o} , R^{9p} , R^{9q} , R^{9r} , R^{9s} and R^{9t} is not hydrogen.

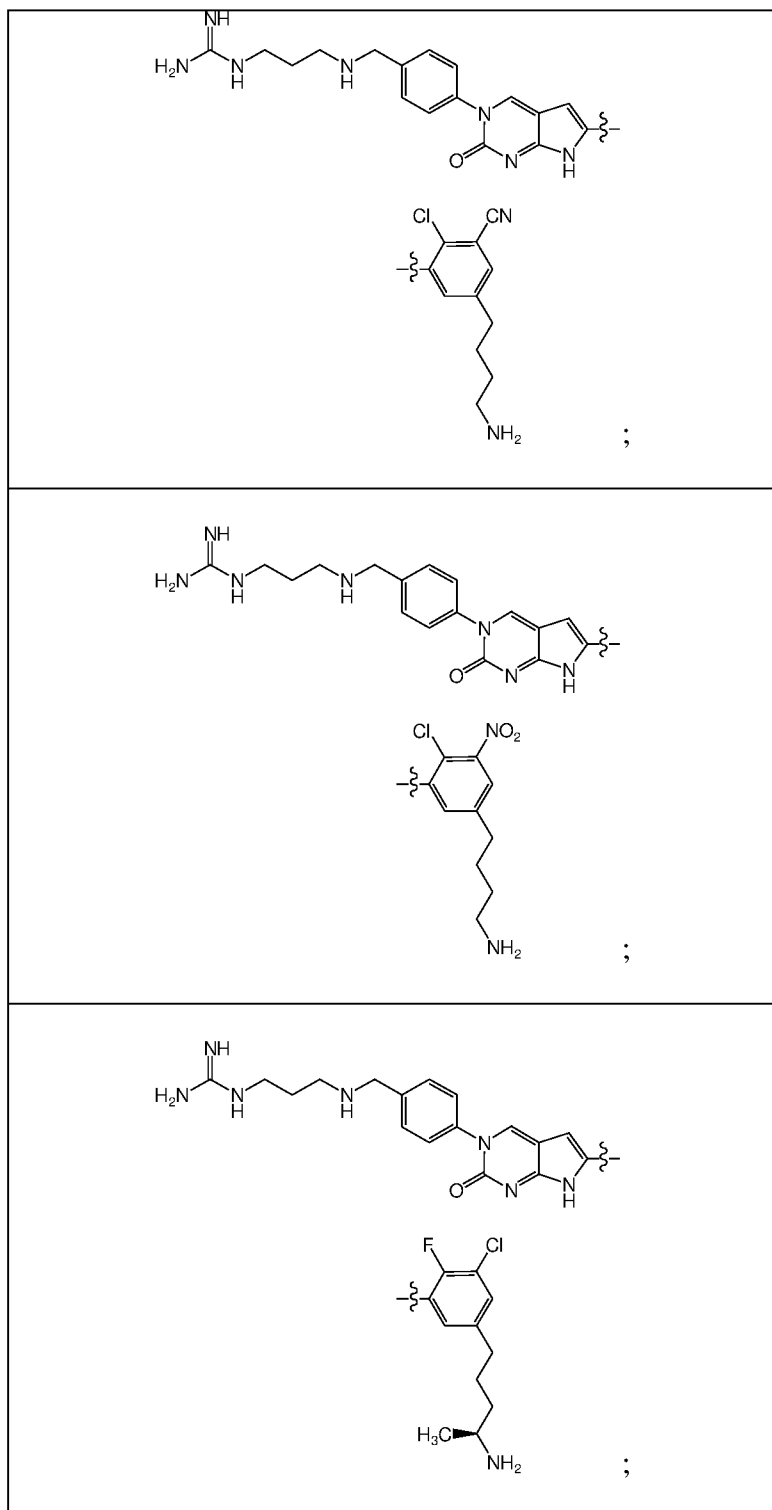
11. The compound of claim 1, wherein the compound is selected from:

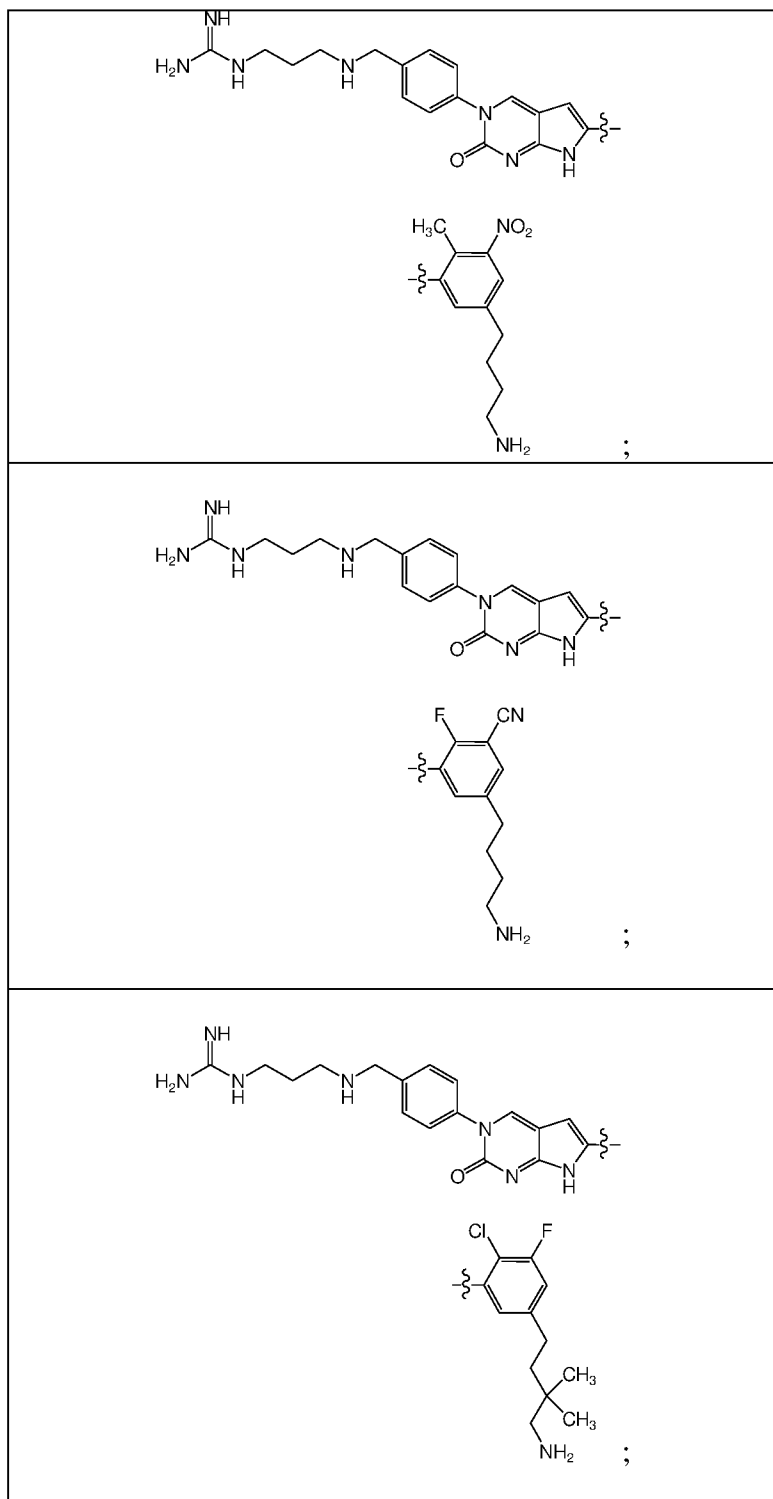


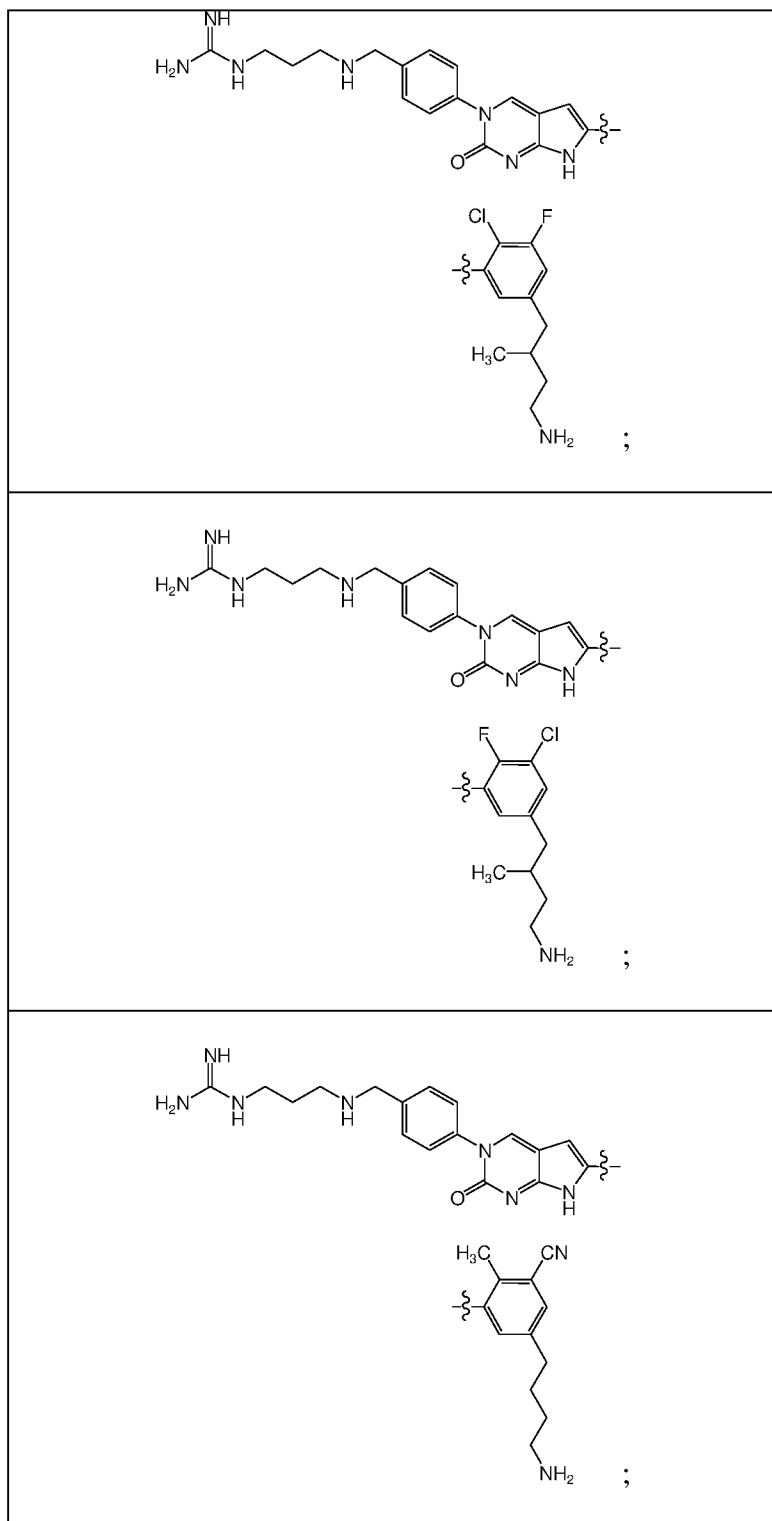


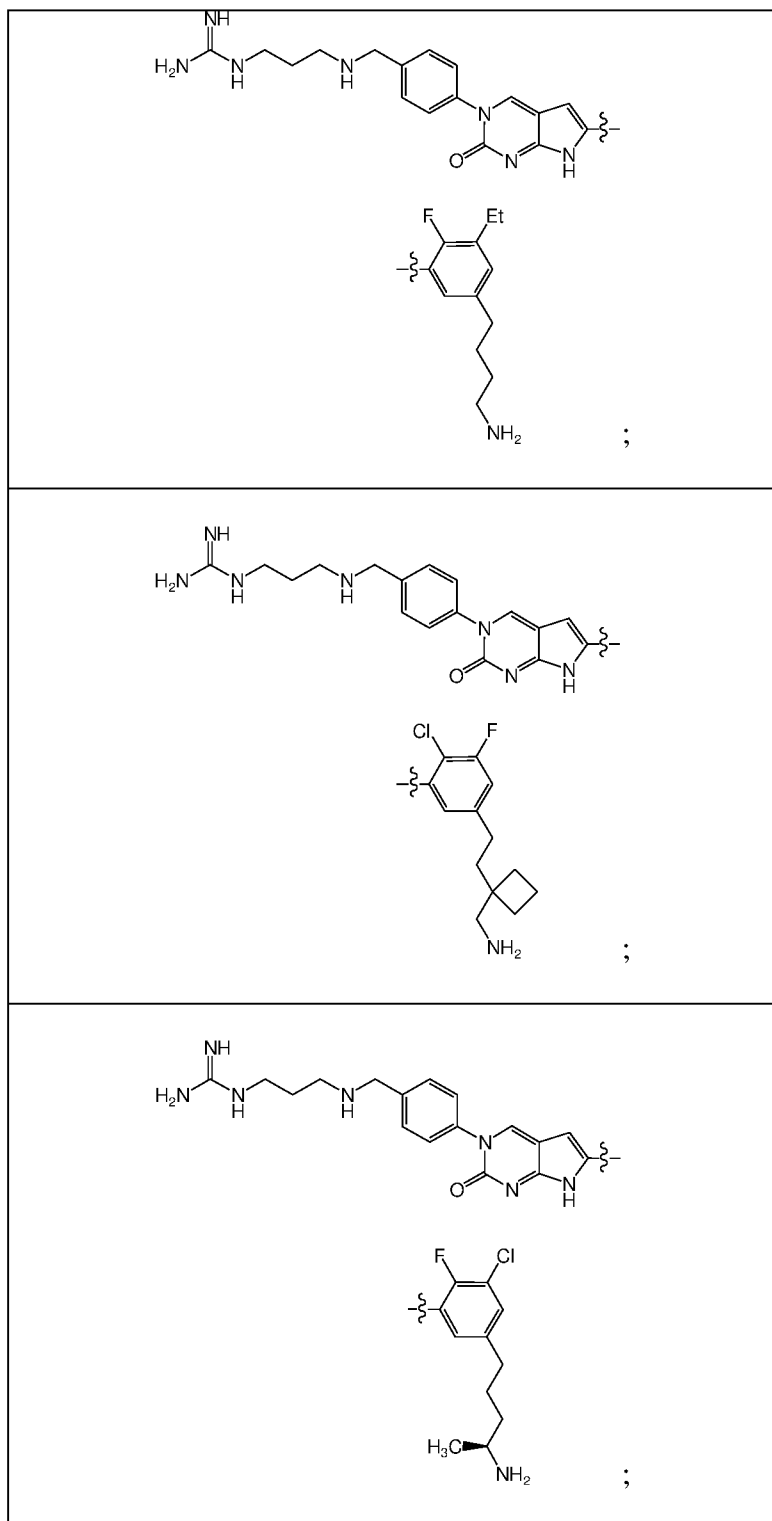


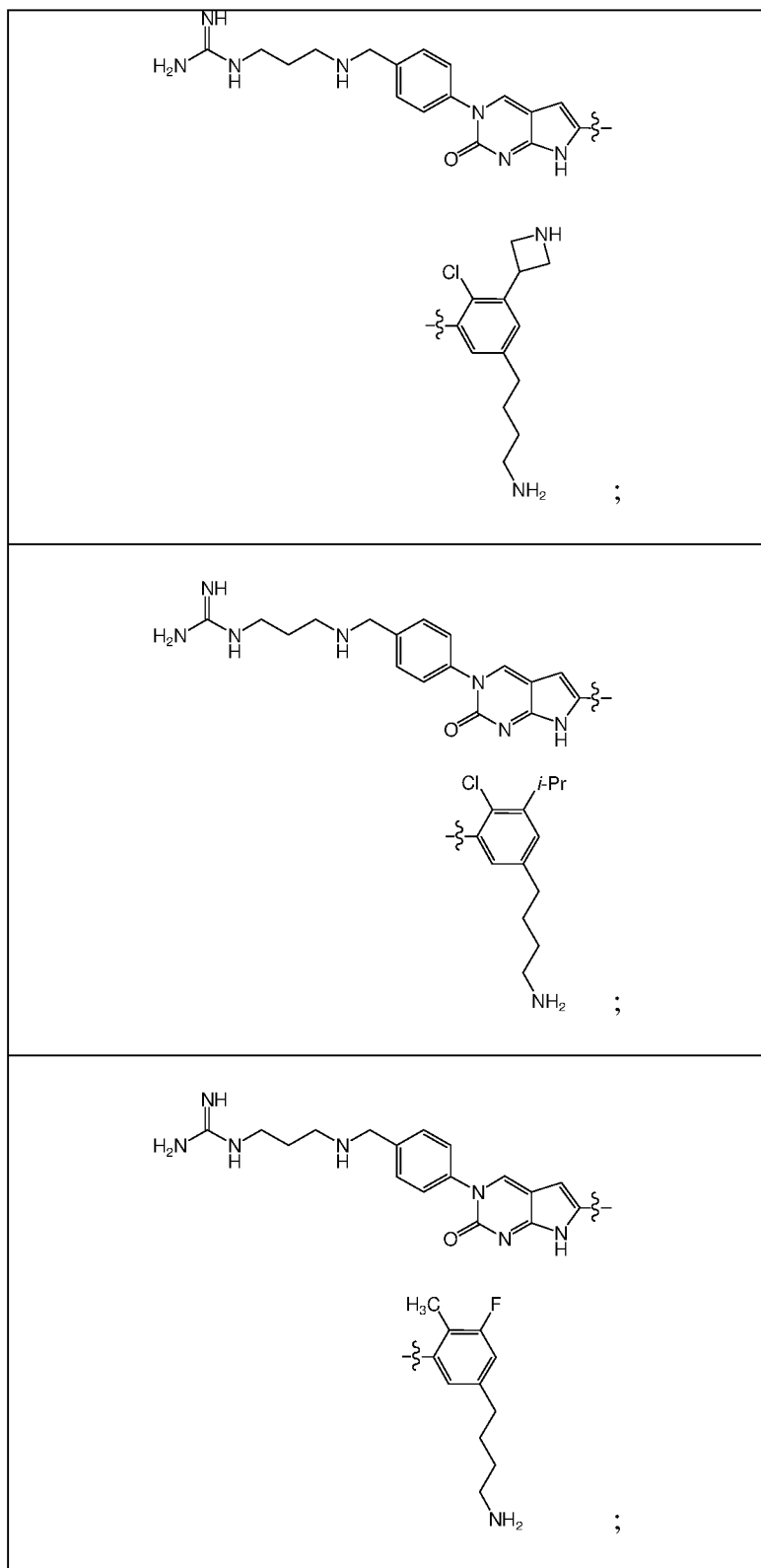


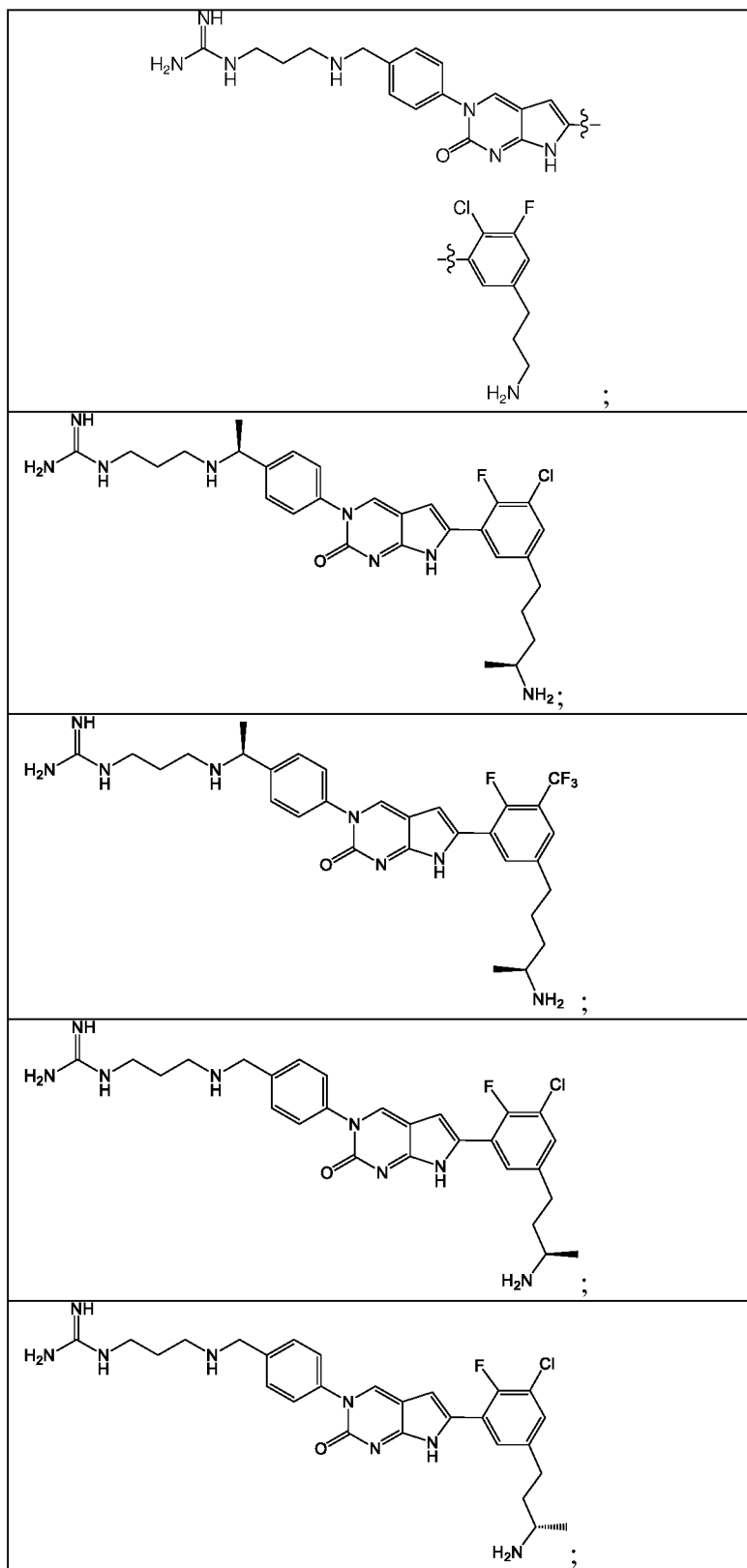


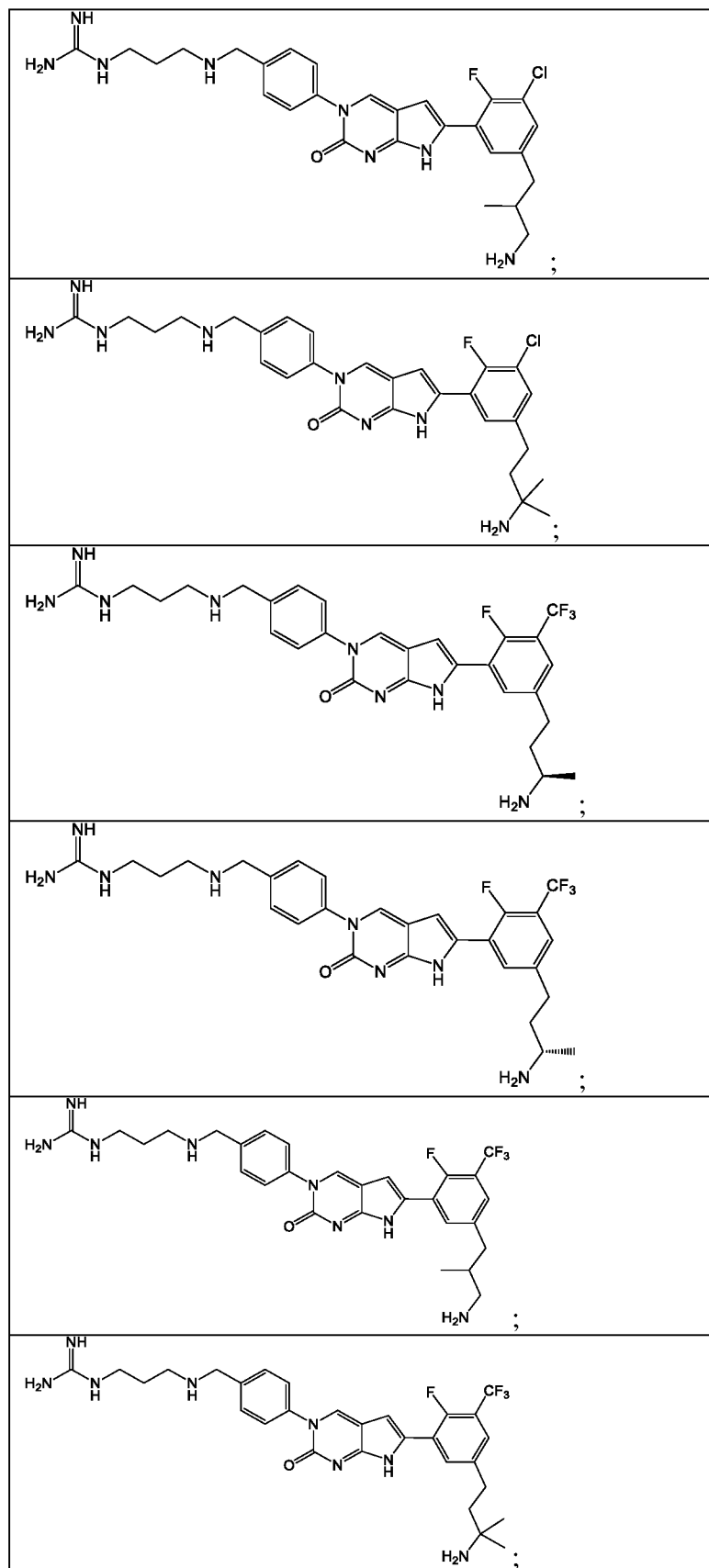


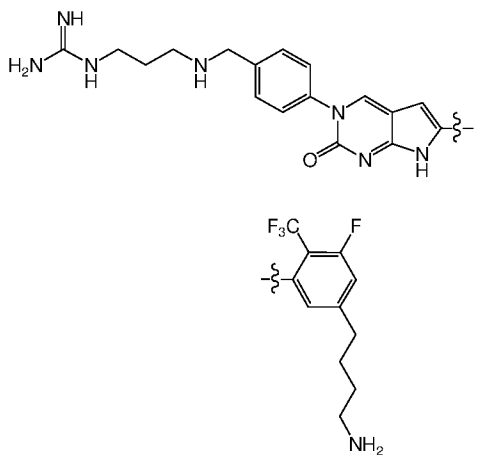
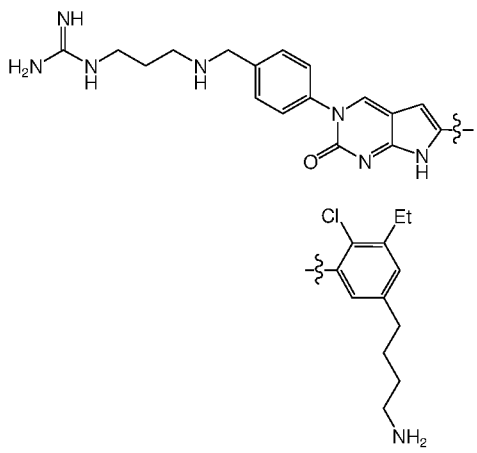
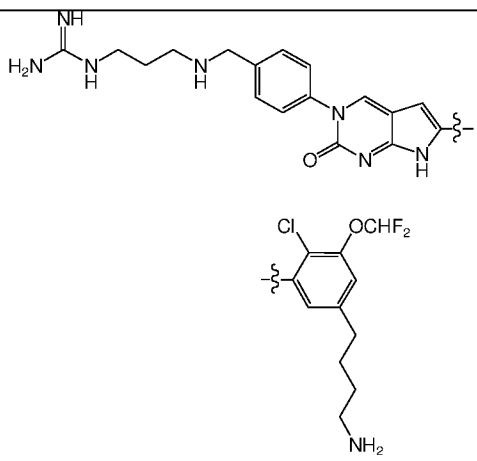


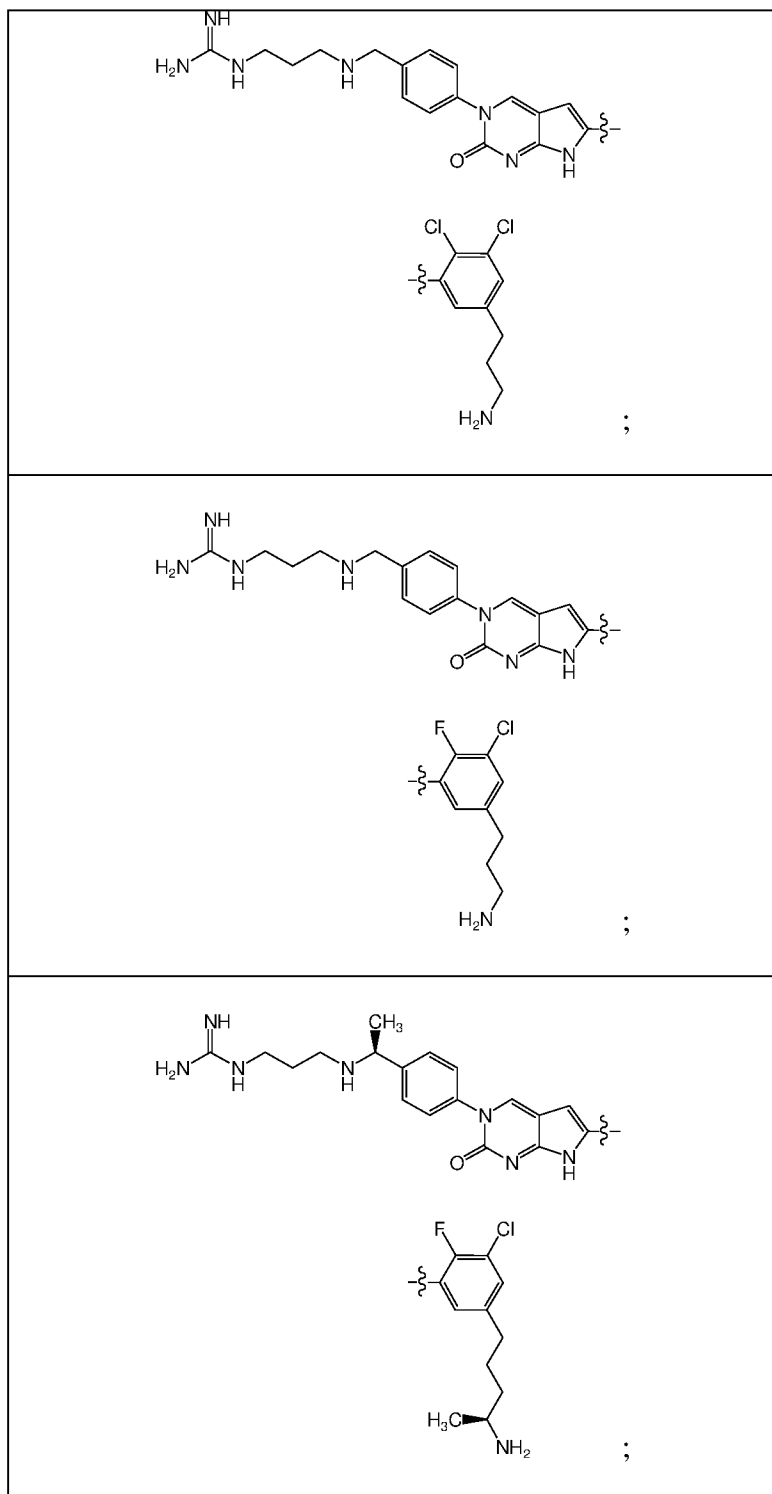


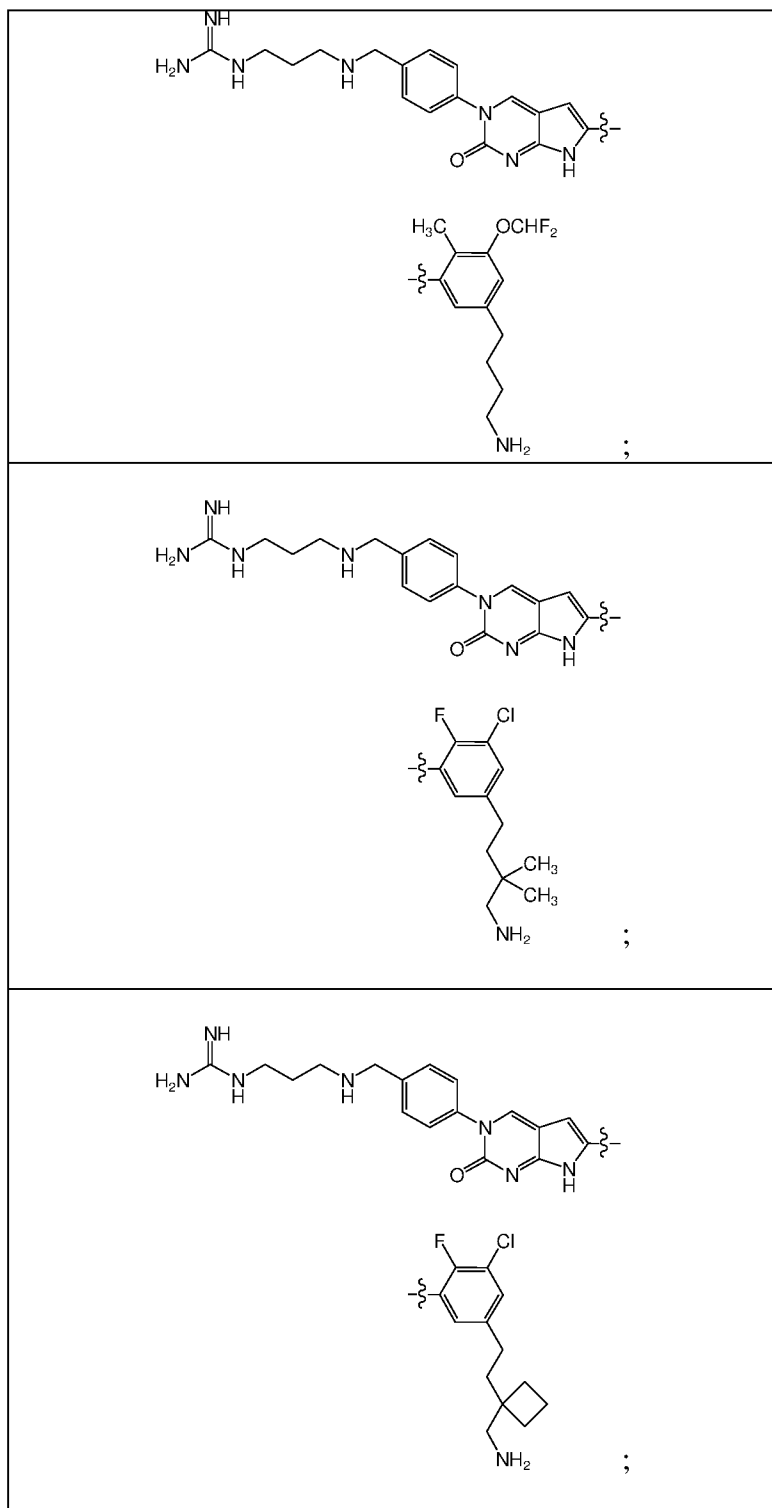


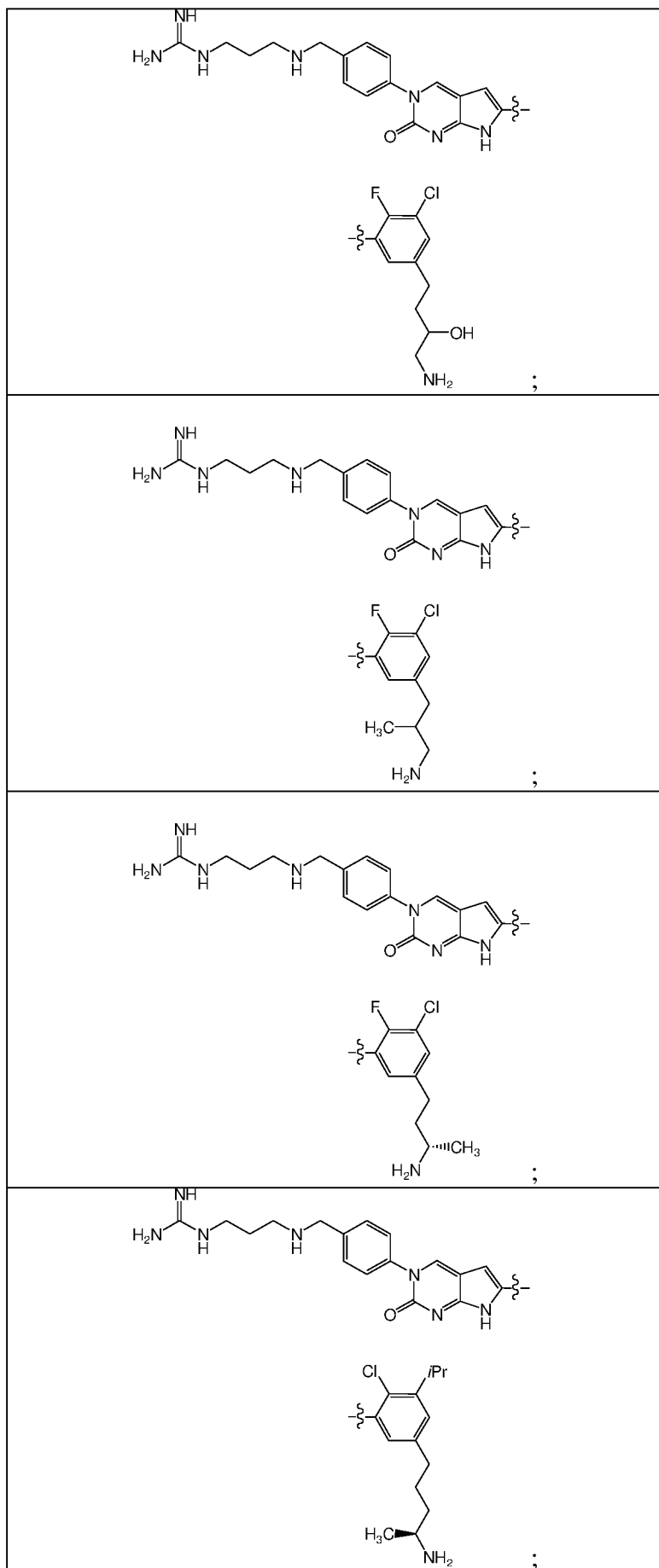


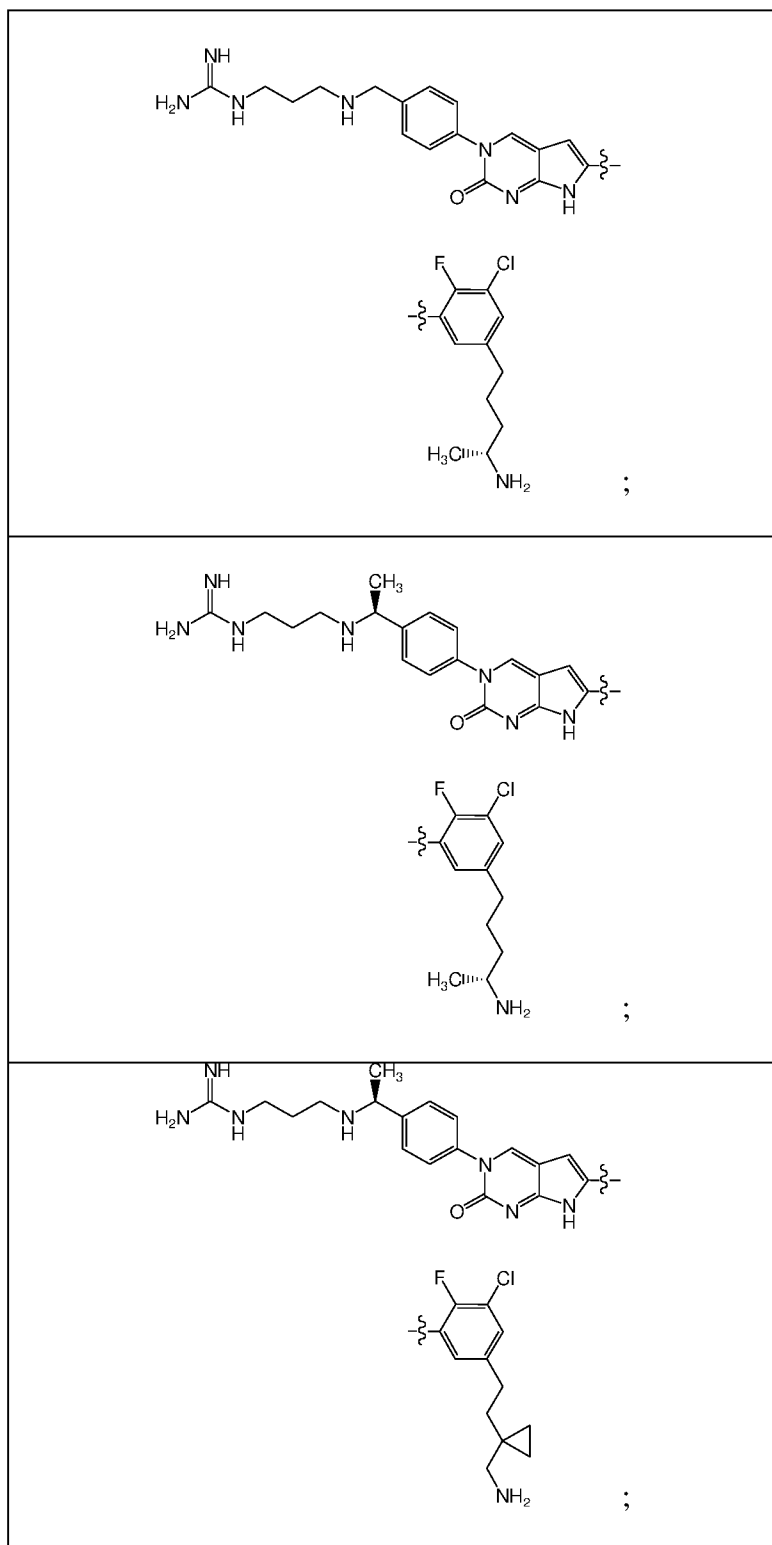


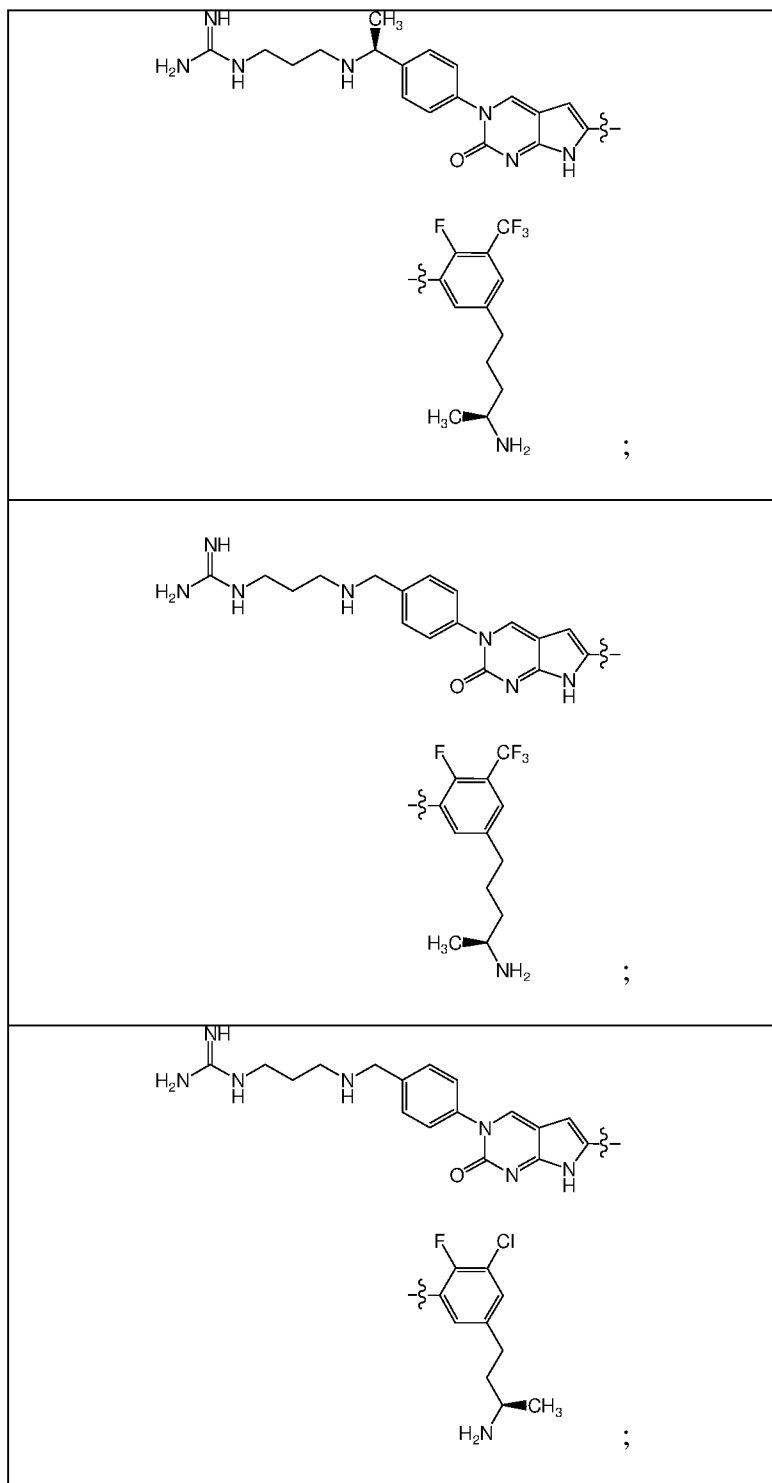


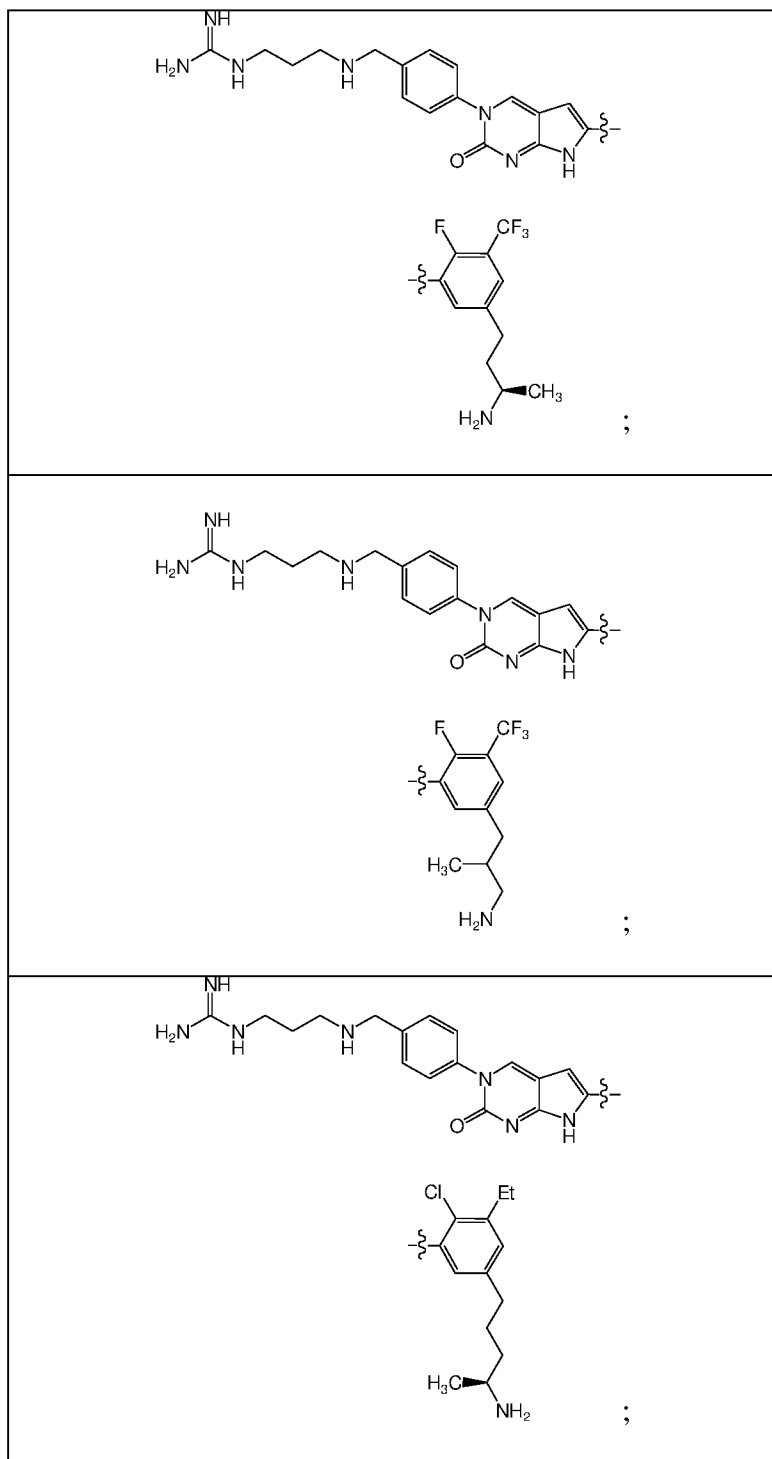


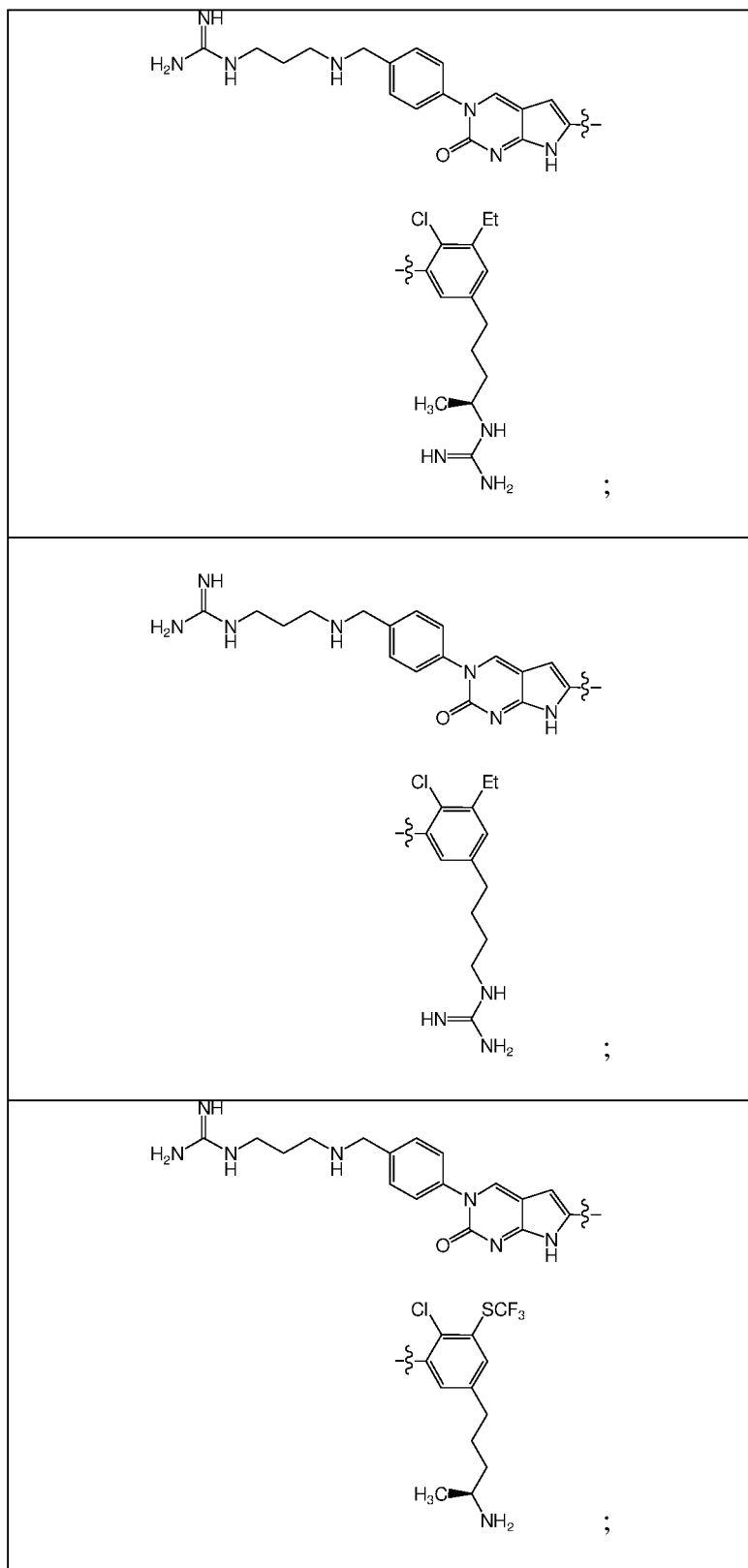


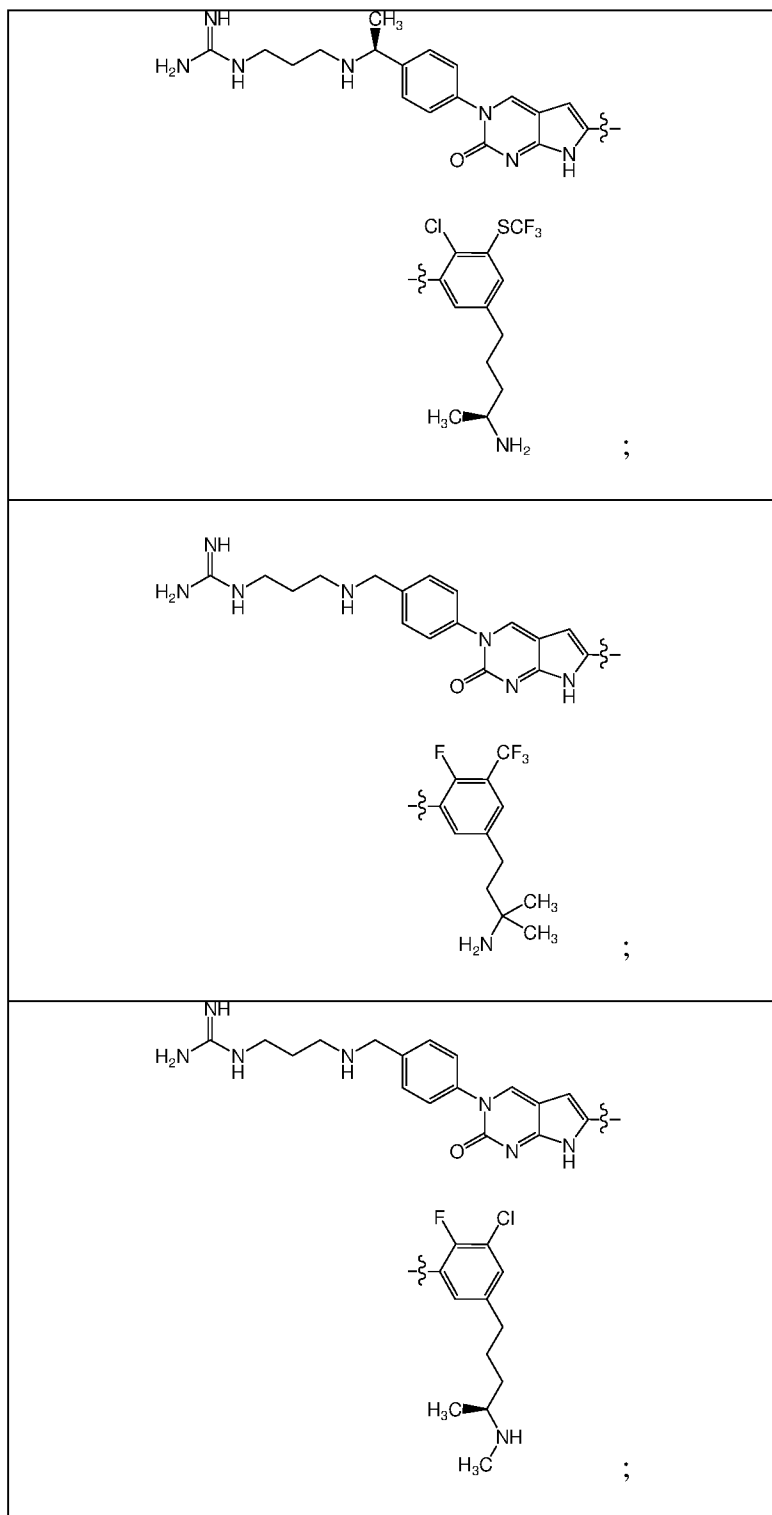


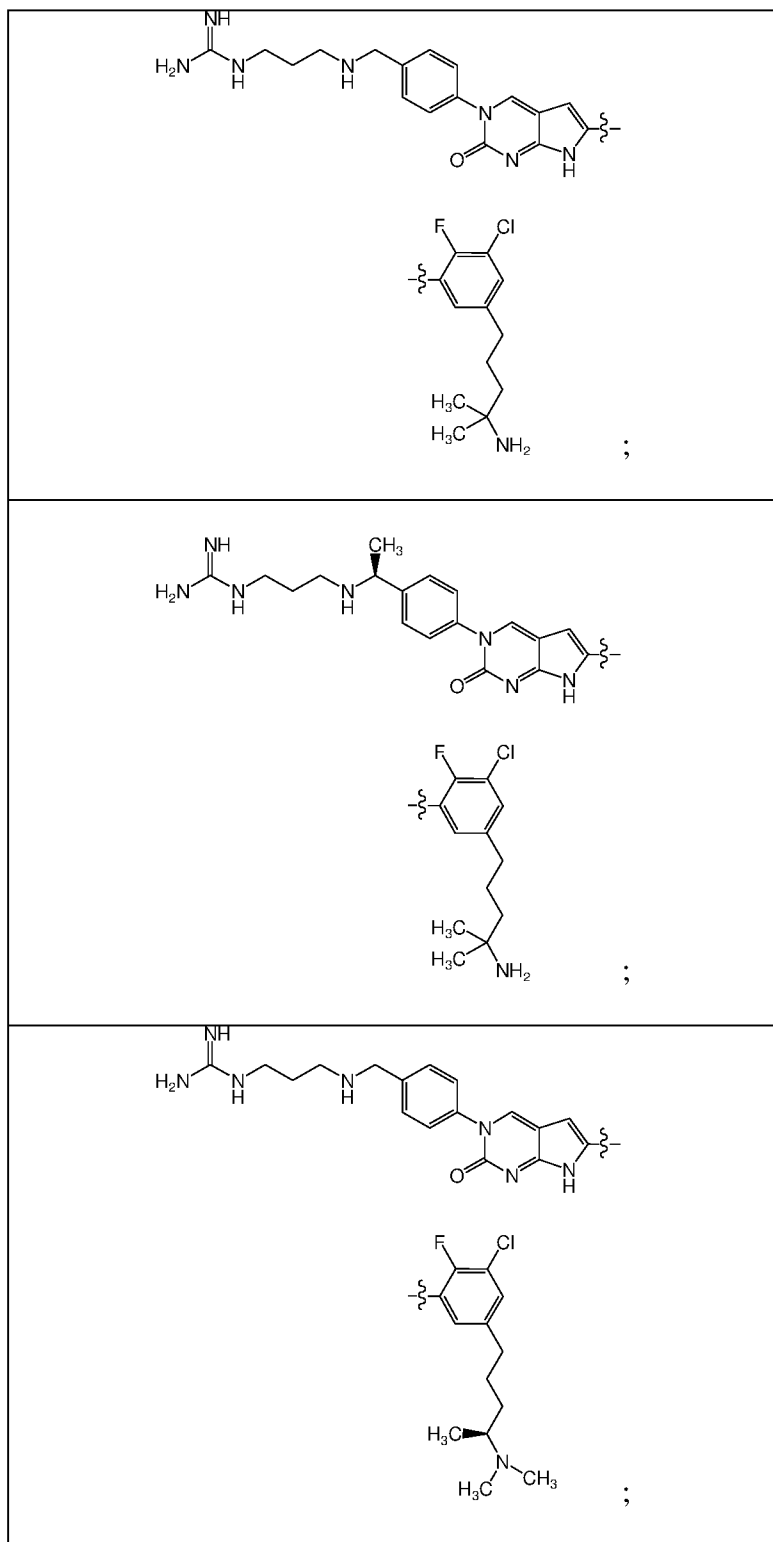


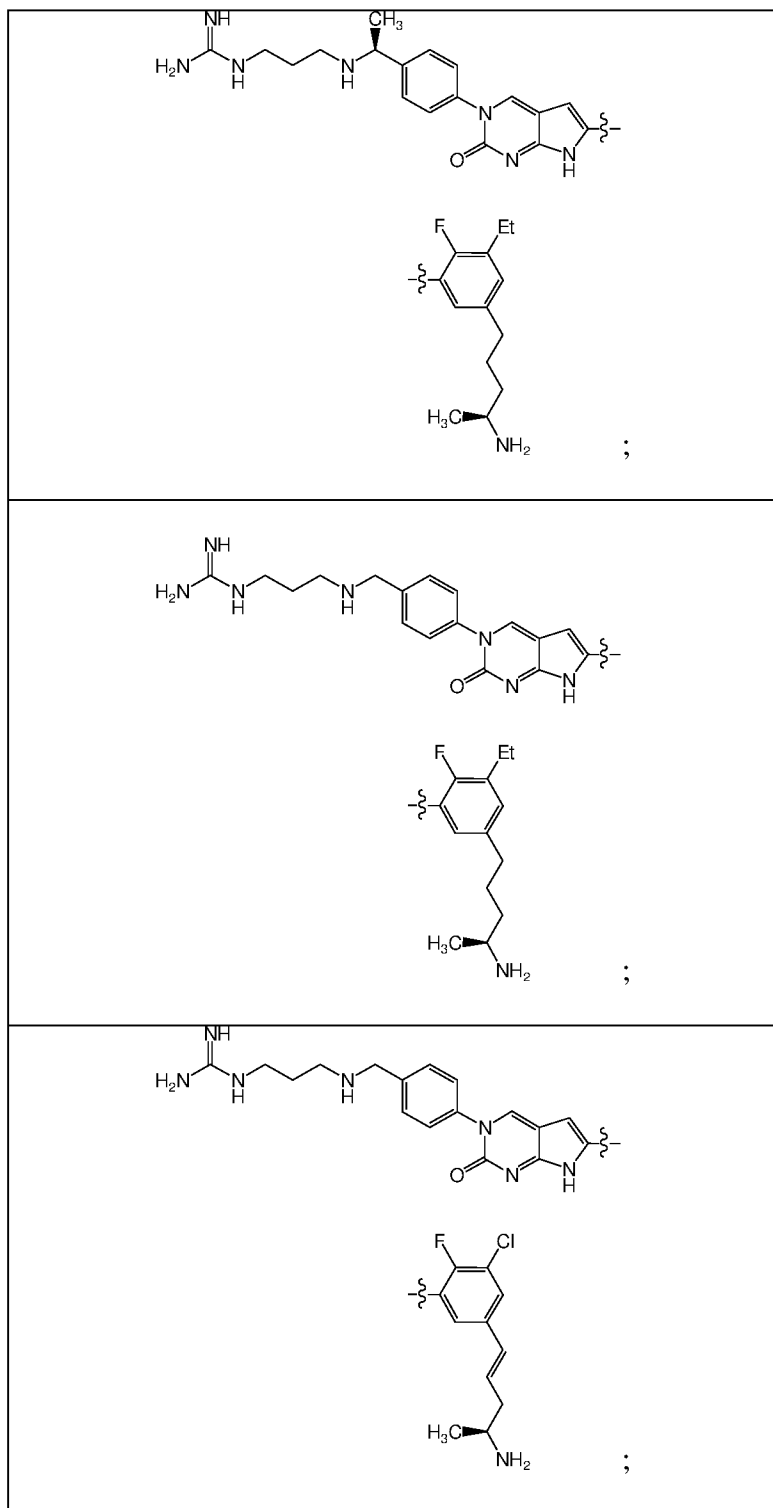


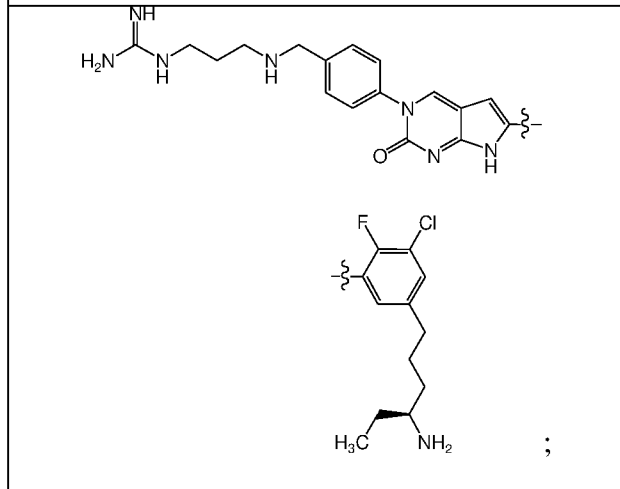
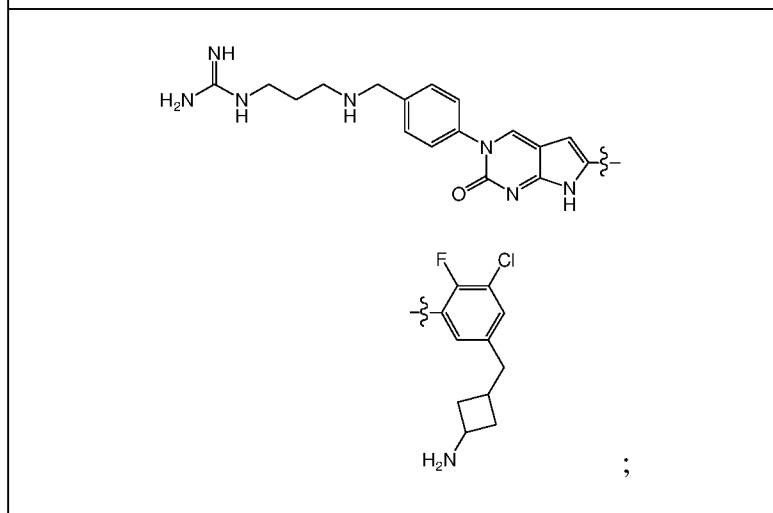
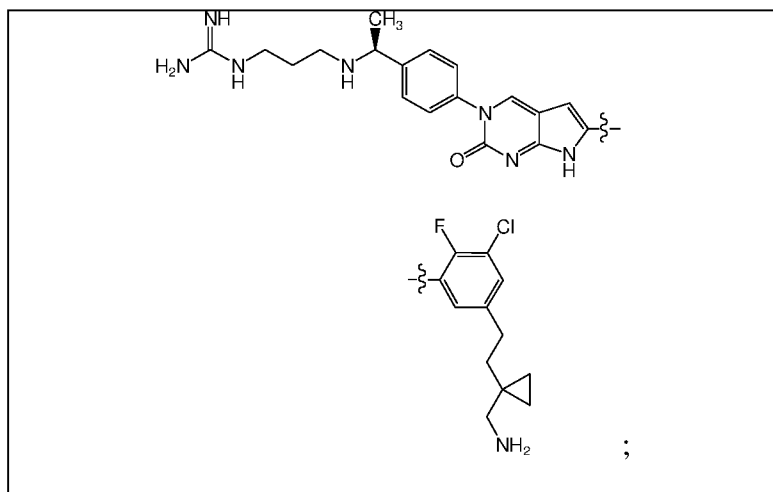


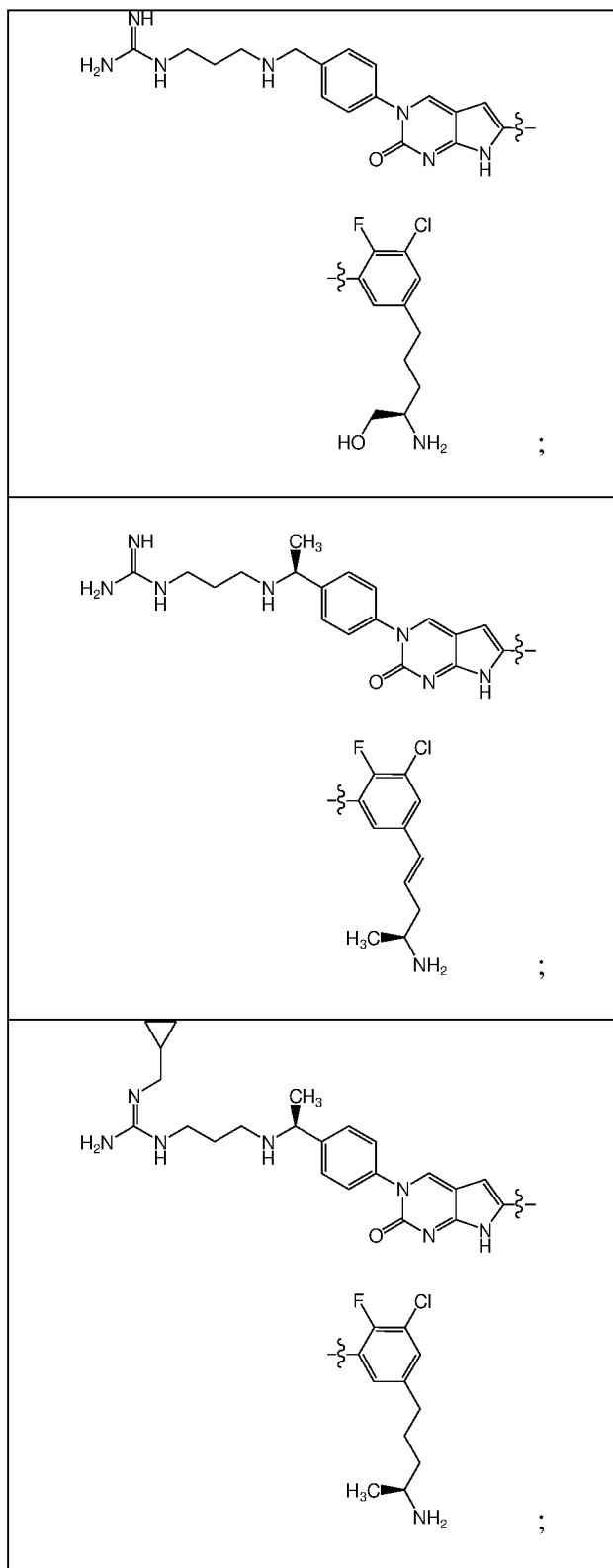


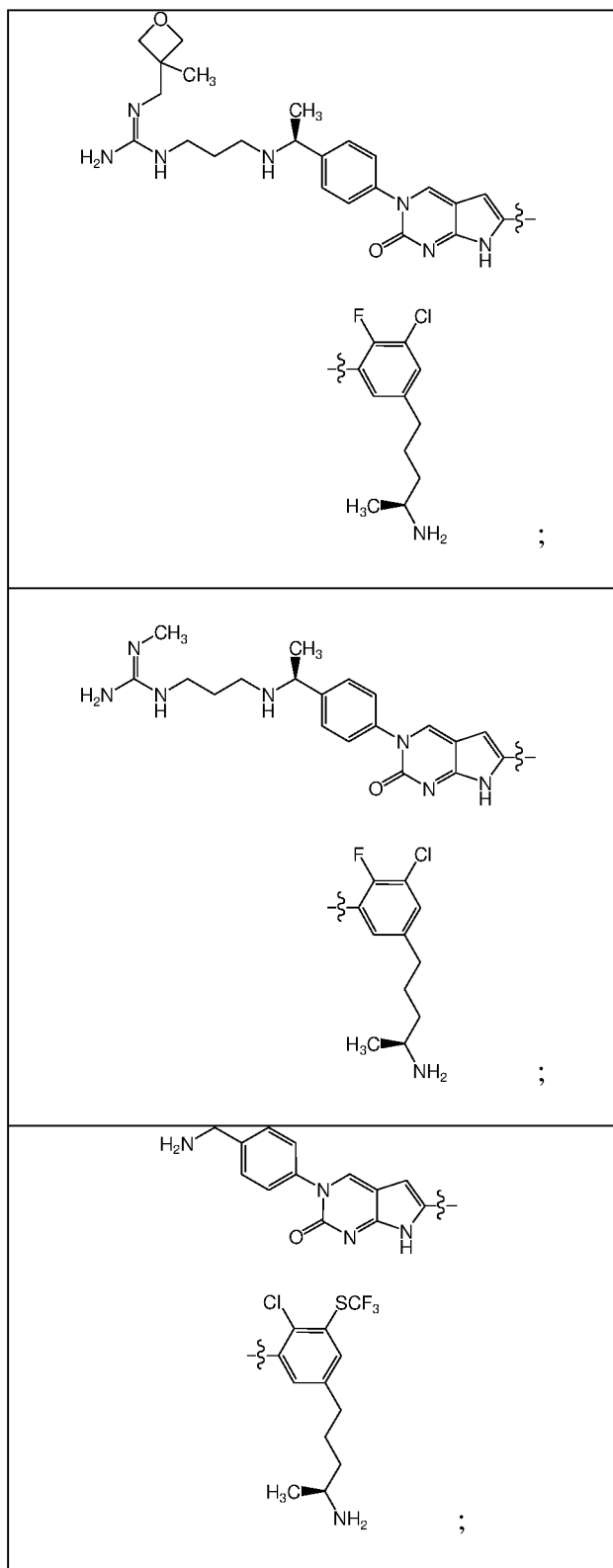


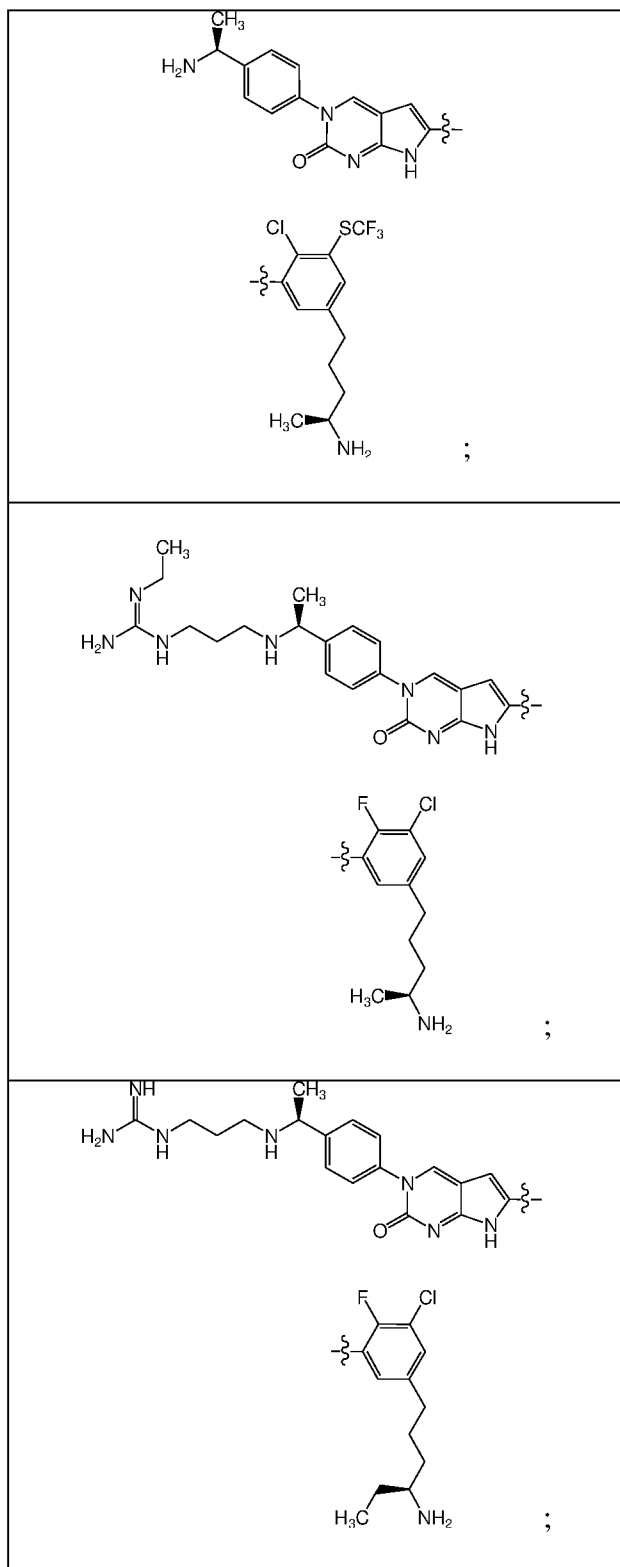


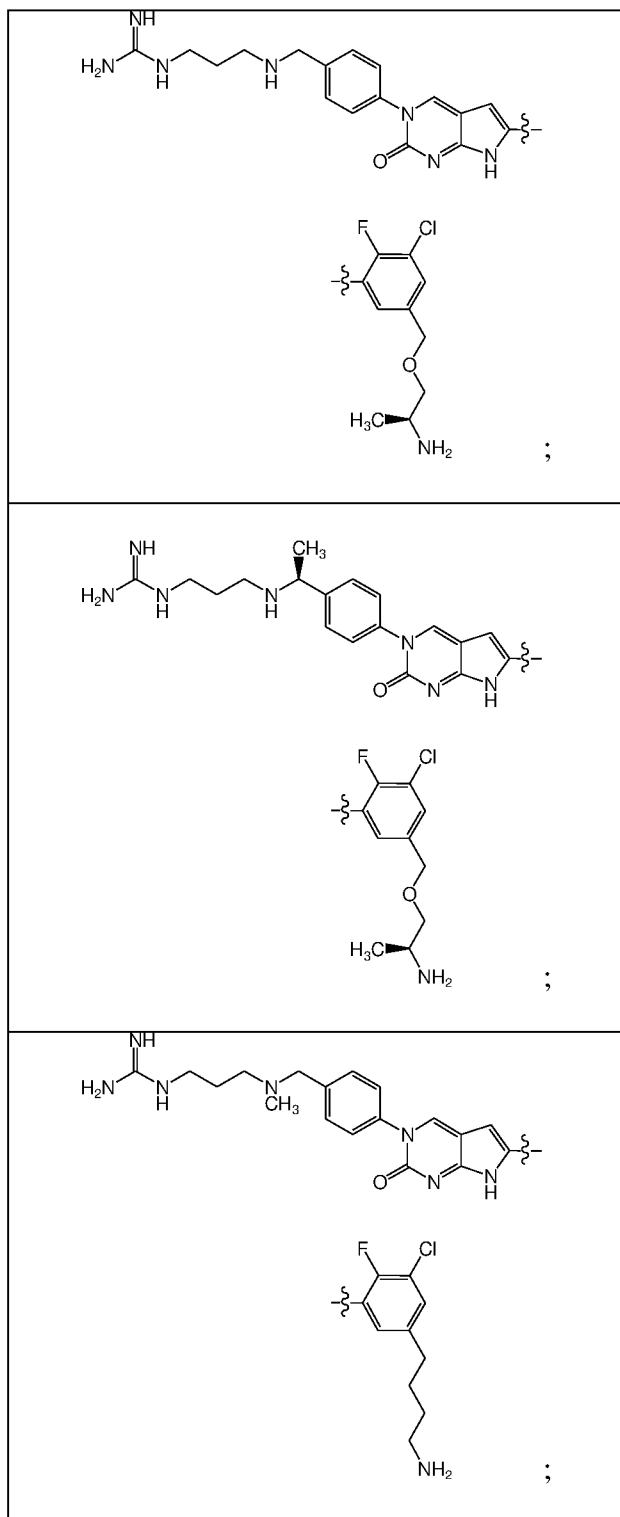


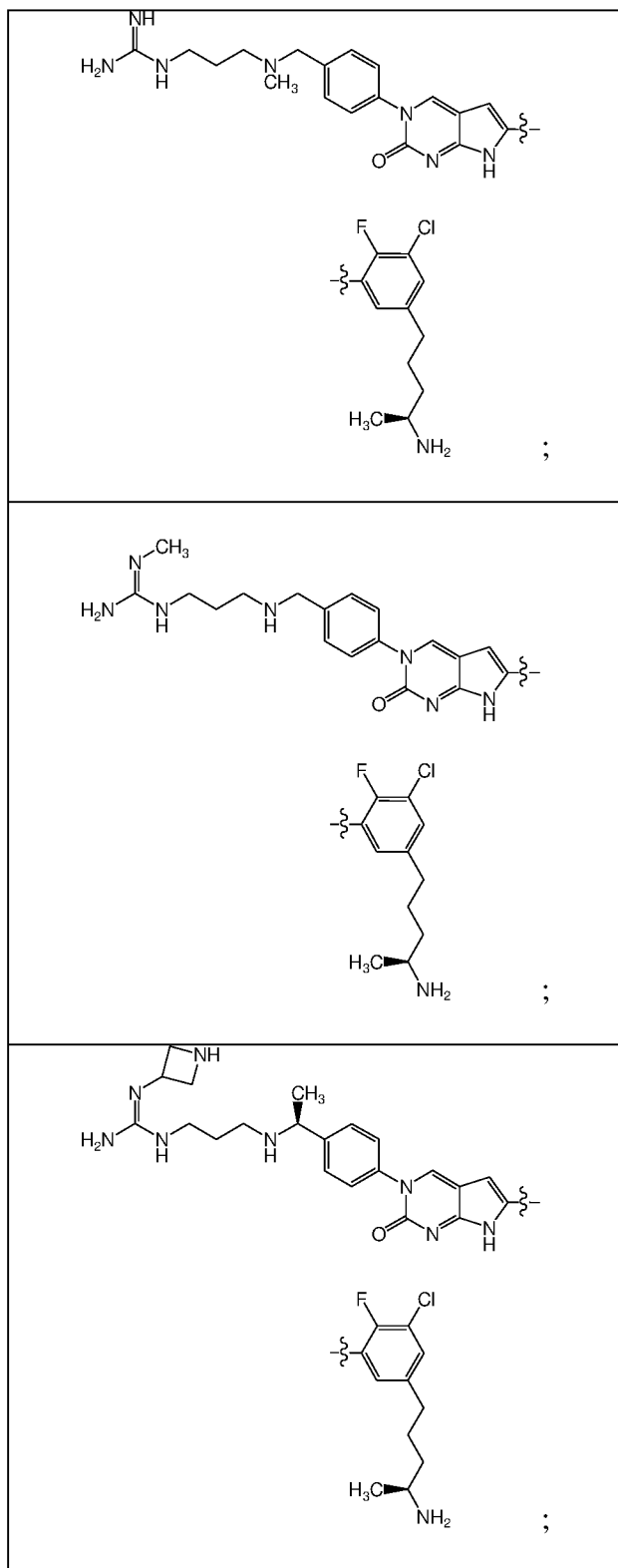


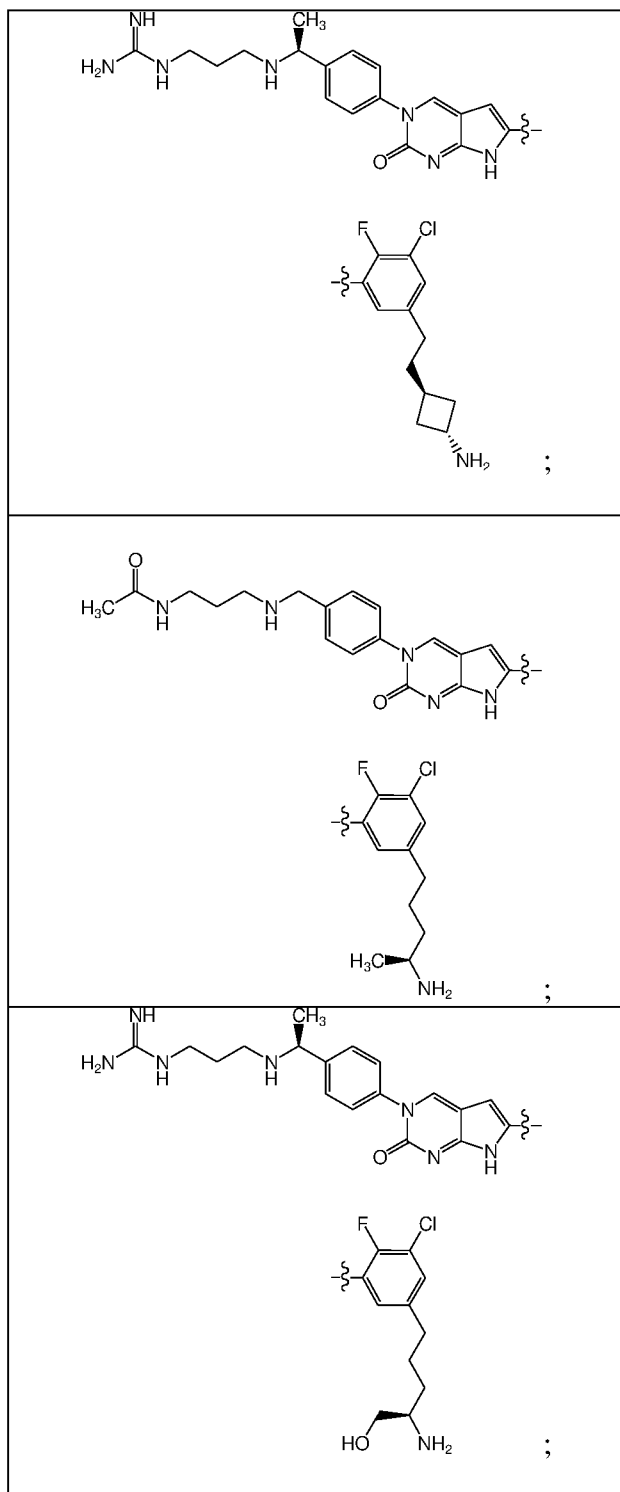


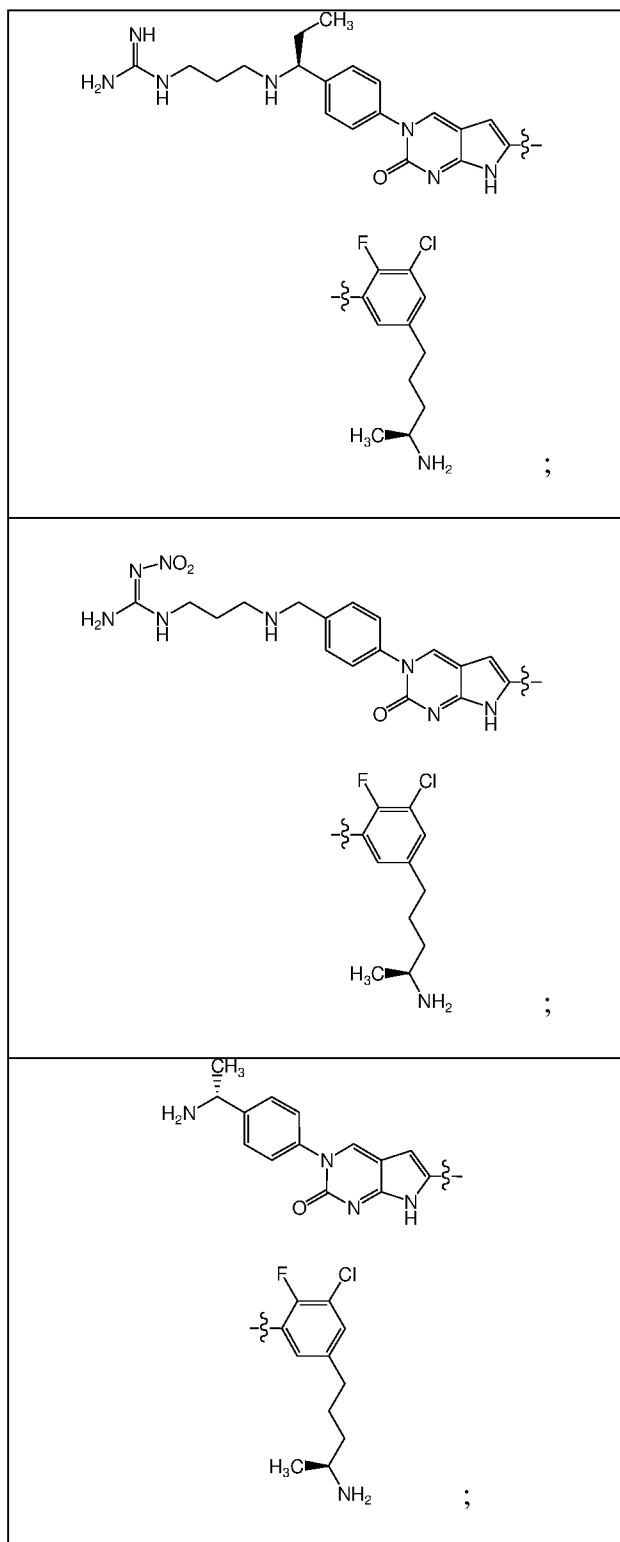


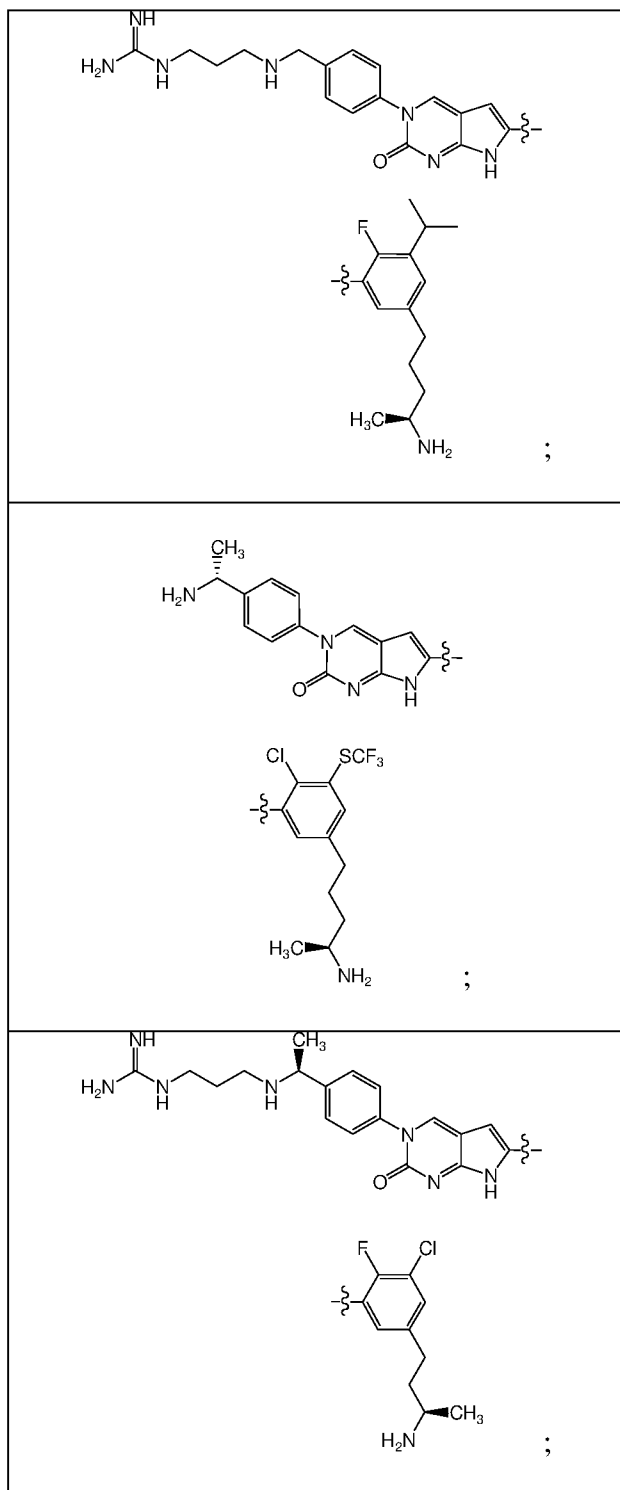


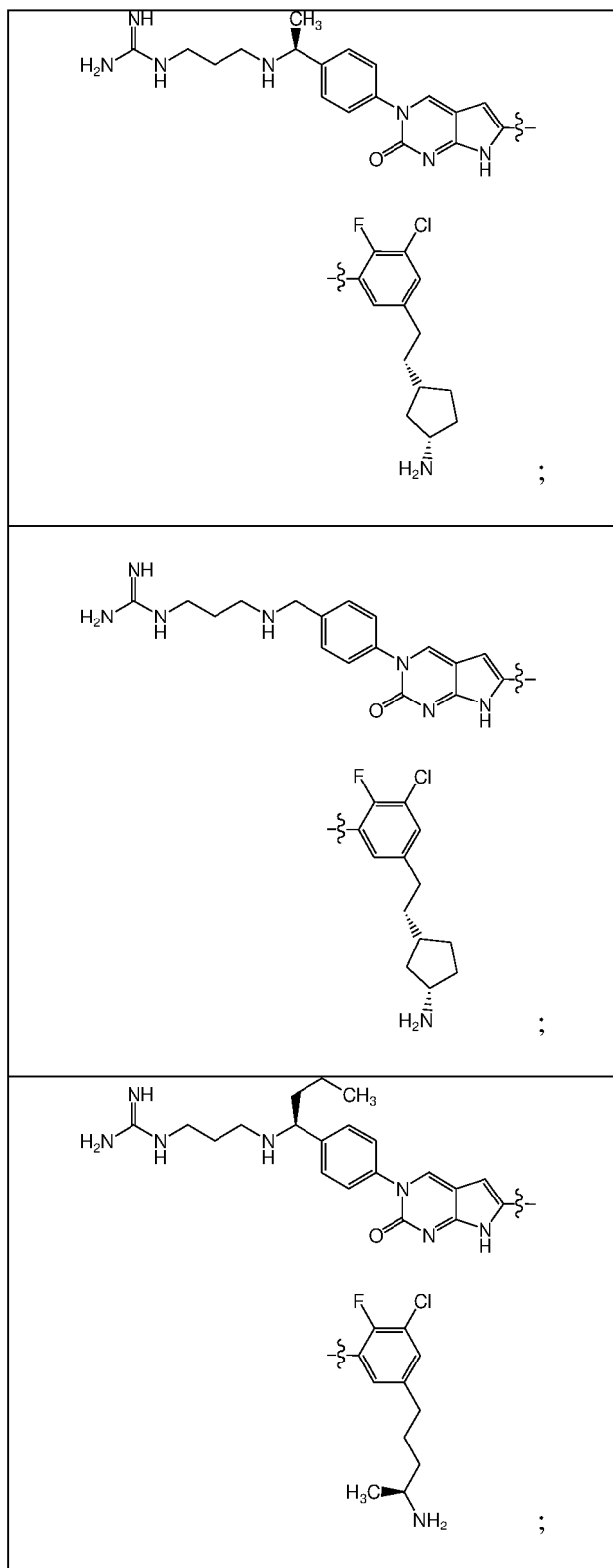


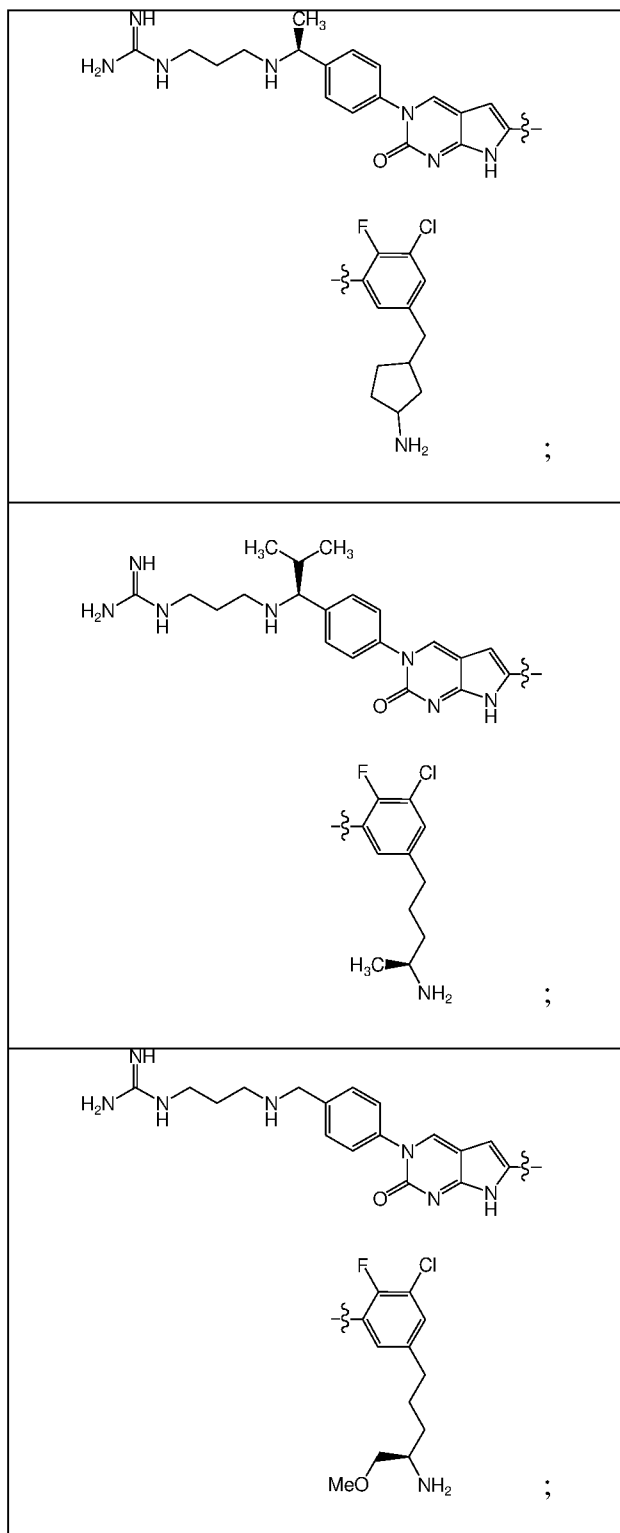


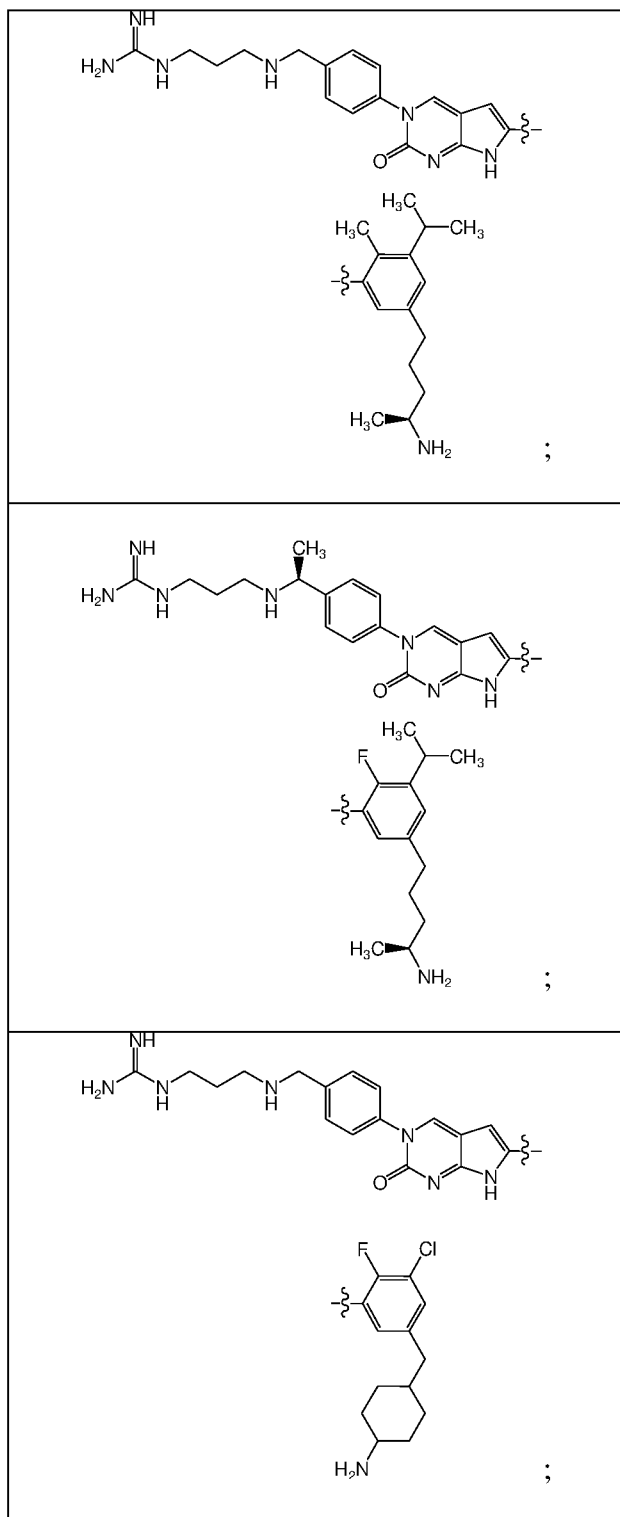


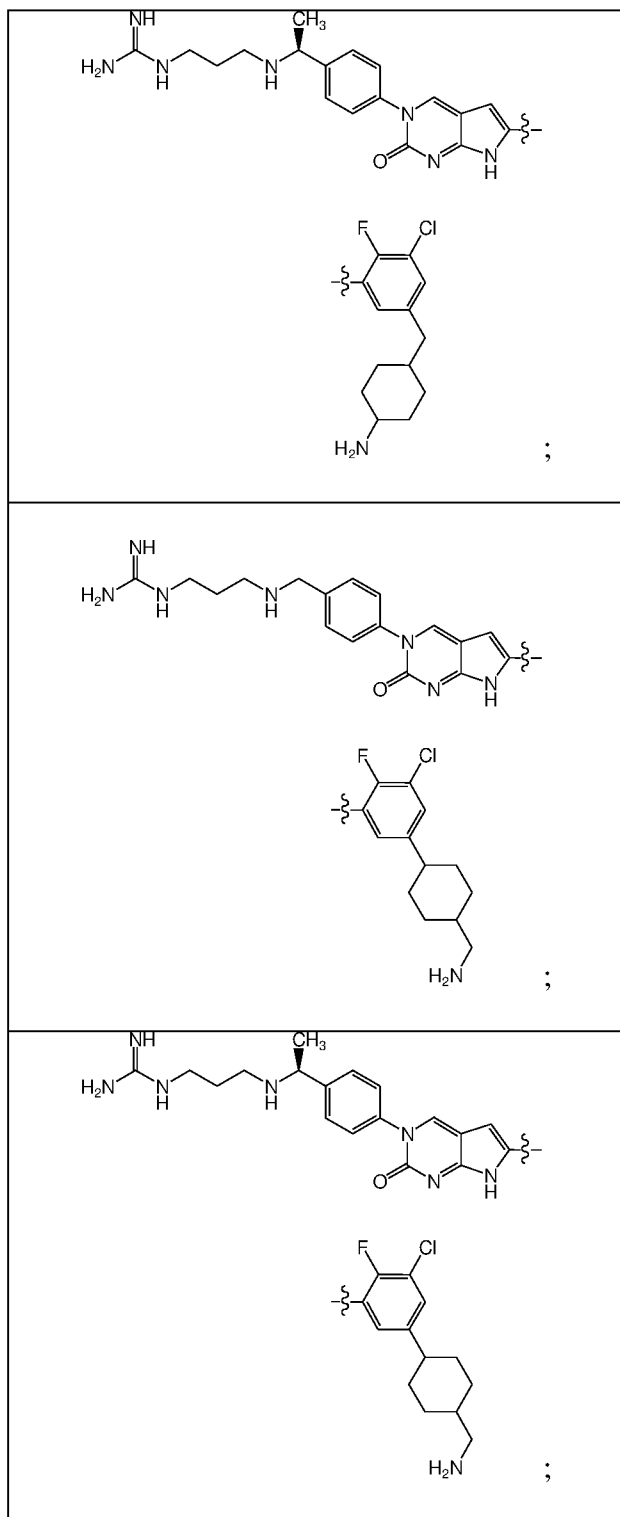


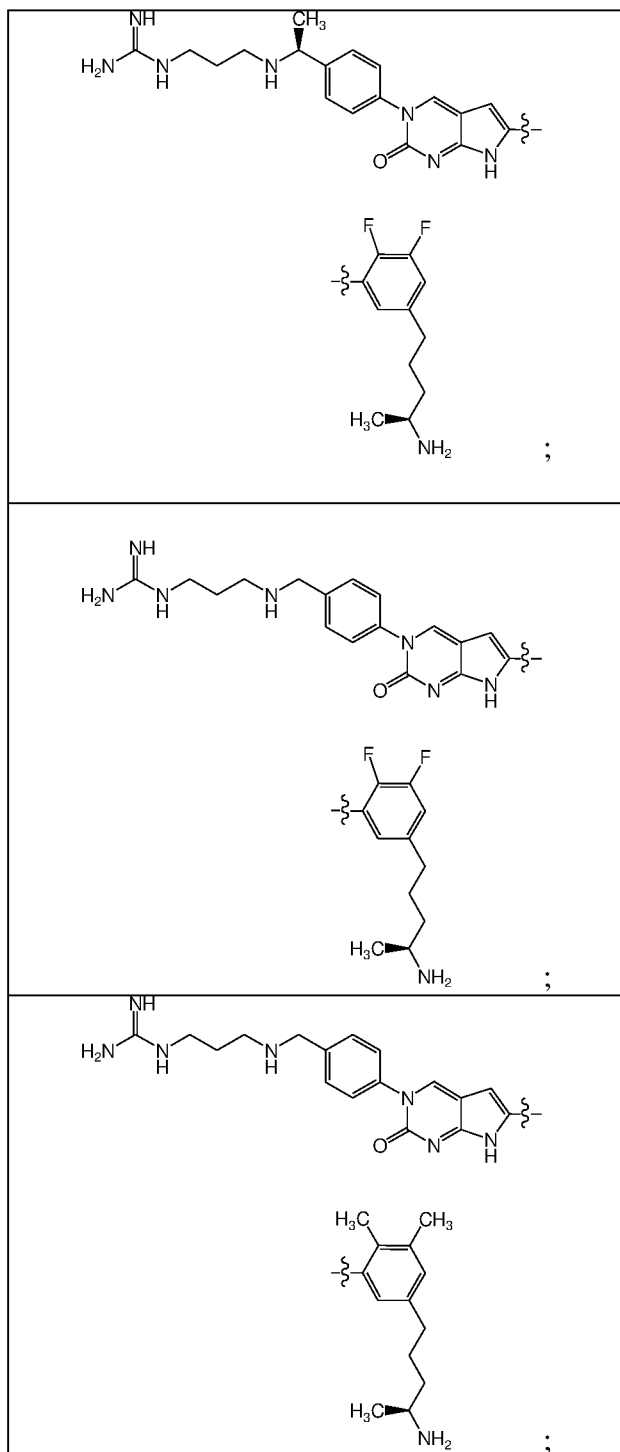


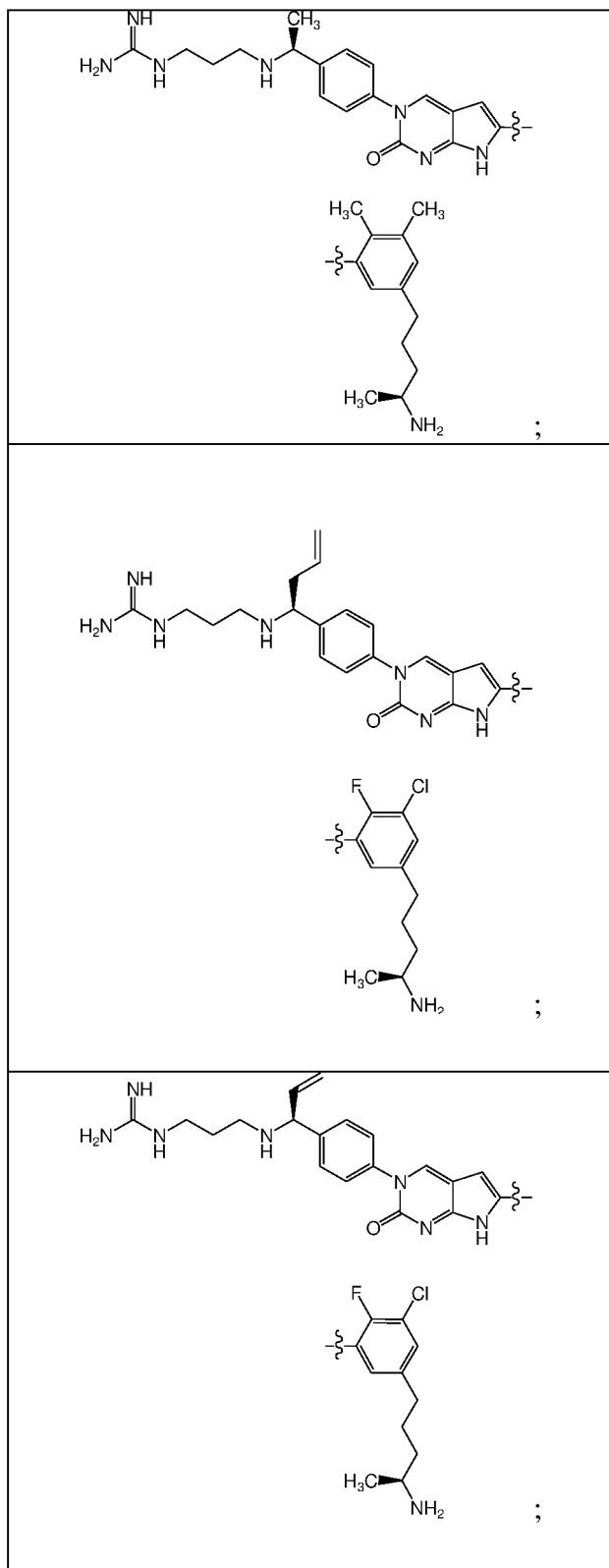


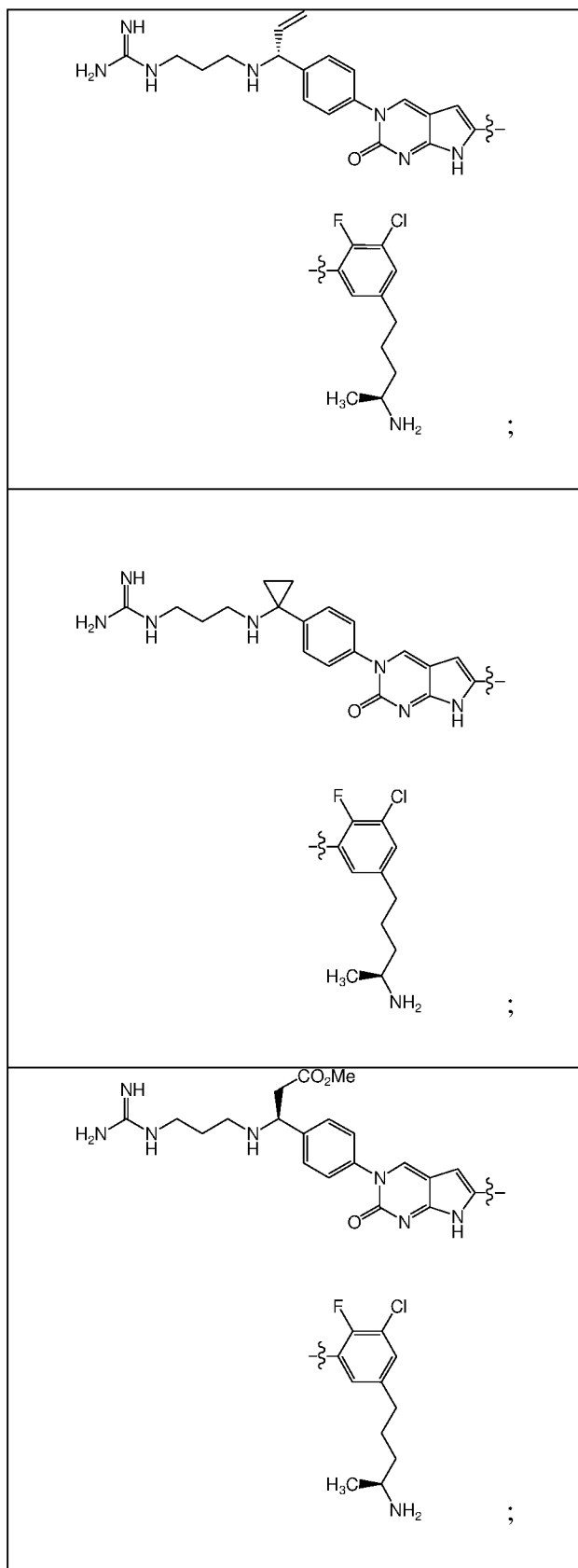


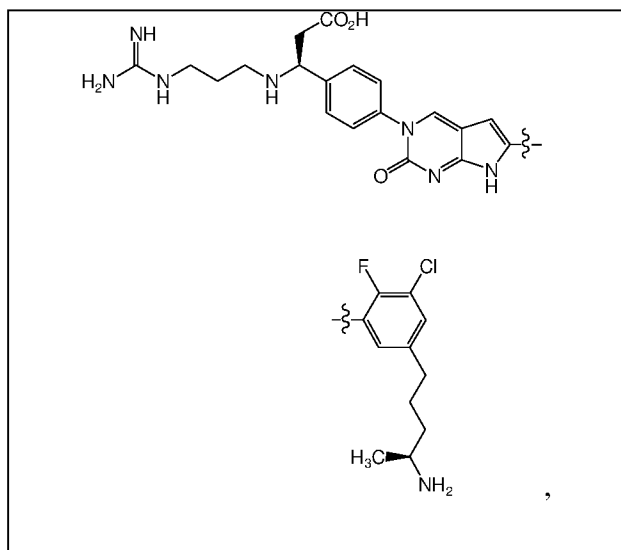












or a tautomer thereof, or a pharmaceutically acceptable salt or ester of said compound or tautomer.

12. The compound of any one of claims 1 to 11 or the tautomer thereof, or a pharmaceutically acceptable salt, ester or prodrug of said compound or tautomer that binds the ribosome.

5 13. The compound of claim 12 or the tautomer thereof or a pharmaceutically acceptable salt, ester or prodrug of said compound or tautomer, wherein the ribosome is a bacterial ribosome.

14. The compound of any one of claims 1 to 13 or the tautomer thereof, or a pharmaceutically acceptable salt, ester or prodrug of said compound or tautomer when used in treating, preventing or reducing a microbial infection in a human or animal.

10 15. A pharmaceutical composition comprising the compound of any one of claims 1 to 11 or a tautomer thereof, or a pharmaceutically acceptable salt, ester or prodrug of said compound or tautomer, and a pharmaceutically acceptable carrier.

15 16. A method of treating, preventing or reducing the risk of a disease state in a human or animal comprising administering to the human or animal in need thereof an effective amount of the compound of any one of claims 1 to 11 or the tautomer thereof, or a pharmaceutically acceptable salt, ester or prodrug of said compound or tautomer.

20 17. A method of treating, preventing or reducing a microbial infection in a human or animal comprising administering to the human or animal an effective amount of the compound of any one of claims 1 to 11 or the tautomer thereof, or a pharmaceutically acceptable salt, ester or prodrug of said compound or tautomer.

18. Use of the compound of any one of claims 1 to 11 or the tautomer thereof, or a pharmaceutically acceptable salt, ester or prodrug of said compound or tautomer in the manufacture of a medicament for treating, preventing or reducing a microbial infection in a human or animal.

19. A method of treating, preventing or reducing the risk of a microbial infection in a human or animal, said method comprising administering to the human or animal an effective amount of the compound of any one of claims 1 to 11 or the tautomer thereof, or a pharmaceutically acceptable salt, ester or prodrug of said compound or tautomer, wherein the microbial infection is selected from the group consisting of:

a skin infection, a Gram positive infection, a Gram negative infection, nosocomial pneumonia, community acquired pneumonia, post-viral pneumonia, hospital acquired pneumonia/ventilator associated pneumonia, a respiratory tract infection such as chronic respiratory tract infection (CRTI), acute pelvic infection, a skin infection including an acute bacterial skin and skin structure infection (ABSSSI) and an uncomplicated skin and skin structure infection (uSSSI), a complicated intra-abdominal infection, a urinary tract infection, bacteremia, septicemia, endocarditis, an atrio-ventricular shunt infection, a vascular access infection, meningitis, surgical prophylaxis, a peritoneal infection, a bone infection, a joint infection, a methicillin-resistant *Staphylococcus aureus* infection, a vancomycin-resistant *Enterococci* infection, a linezolid-resistant organism infection, a *Bacillus anthracis* infection, a *Francisella tularensis* infection, a *Yersinia pestis* infection and tuberculosis.

20. The method of claim 19, wherein the microbial infection is Gram positive infection.

21. The method of claim 19, wherein the microbial infection is Gram negative infection.

22. A method of treating, preventing or reducing the risk of a microbial infection in a human or animal, said method comprising administering to the human or animal an effective amount of the compound of any one of claims 1 to 11 or the tautomer thereof, or a pharmaceutically acceptable salt, ester or prodrug of said compound or tautomer,

wherein said infection is caused by or involves one or more microorganisms selected from: *Acinetobacter* spp. (*Acinetobacter baumannii*), *Bacteroides distasonis*, *Bacteroides fragilis*, *Bacteroides ovatus*, *Bacteroides thetaiotaomicron*, *Bacteroides uniformis*, *Bacteroides vulgatus*, *Citrobacter freundii*, *Citrobacter koser*, *Clostridium clostridioforme*, *Clostridium perfringens*, *Enterobacter aerogenes*, *Enterobacter cloacae*, *Enterococcus faecalis*, *Enterococcus* spp.,

Escherichia coli, Eubacterium lentum, Fusobacterium spp., Haemophilus influenzae, Haemophilus parainfluenzae, Klebsiella pneumoniae, Klebsiella oxytoca, Legionella pneumophila, Moraxella catarrhalis, Morganella morganii, Mycoplasma spp., Peptostreptococcus spp., Porphyromonas asaccharolytica, Prevotella bivia, Proteus mirabilis, Proteus vulgaris, Providencia rettgeri, Providencia stuartii, Pseudomonas aeruginosa, Serratia marcescens, Streptococcus anginosus, Staphylococcus aureus, Staphylococcus epidermidis, Stenotrophomonas maltophilia, Streptococcus agalactiae, Streptococcus constellatus, Streptococcus pneumoniae, Streptococcus pyogenes and Streptococcus pyogenes.

23. The method of claim 22, wherein said infection is caused by or involves one or more of aerobic and facultative gram-positive microorganism selected from: Staphylococcus aureus, Streptococcus pneumoniae, Enterococcus spp., Streptococcus agalactiae, Streptococcus pyogenes and Staphylococcus epidermidis.

24. The method of claim 22, wherein said infection is caused by or involves one or more of aerobic and facultative gram-negative microorganism selected from: Escherichia coli, Haemophilus influenzae, Klebsiella pneumoniae, Citrobacter freundii, Enterobacter aerogenes, Enterobacter cloacae, Morganella morganii, Serratia marcescens, Pseudomonas aeruginosa, Acinetobacter baumannii, Moraxella catarrhalis, Proteus mirabilis, Citrobacter koseri, Haemophilus parainfluenzae, Klebsiella oxytoca, Proteus vulgaris, Providencia rettgeri and Providencia stuartii.

25. The method of claim 22, wherein said infection is caused by or involves one or more of anaerobic microorganism selected from: Bacteroides fragilis, Bacteroides distasonis, Bacteroides ovatus, Bacteroides thetaiotaomicron, Bacteroides uniformis, Clostridium clostridioforme, Eubacterium lentum, Peptostreptococcus spp., Porphyromonas asaccharolytica, Prevotella bivia, Bacteroides vulgatus, Clostridium perfringens and Fusobacterium spp.

26. The method of claim 22 or claim 23, wherein the microorganism Enterococcus spp. is selected from vancomycin susceptible isolate and vancomycin resistant isolate.

27. The method of claim 21 or claim 23, wherein the microorganism Escherichia coli is selected from extended spectrum beta-lactamase (ESBL) producing isolate and Klebsiella pneumoniae carbapenemase (KPC) producing isolate.

28. The method of claim 22 or claim 24, wherein the microorganism *Haemophilus influenzae* is a beta-lactamase positive isolate.

29. The method of claim 22 or claim 24, wherein the microorganism *Klebsiella pneumoniae* is selected from extended spectrum beta-lactamase (ESBL) producing isolate and *Klebsiella pneumoniae* carbapenemase (KPC) producing isolate.

30. The method of claim 22 or claim 24, wherein the microorganism *Klebsiella oxytoca* selected from extended spectrum beta-lactamase (ESBL) producing isolate and *Klebsiella pneumoniae* carbapenemase (KPC) producing isolate.

31. The method of claim 22 or claim 23, wherein the microorganism *Staphylococcus aureus* is selected from methicillin susceptible isolate and methicillin resistant isolate.

32. The method of claim 22 or claim 23, wherein the microorganism *Staphylococcus epidermidis* is selected from methicillin susceptible isolate and methicillin resistant isolate.

33. The method of claim 22 or claim 23, wherein the microorganism *Streptococcus pneumoniae* is selected from penicillin susceptible isolate and penicillin resistant isolate.

34. The compound of any one of claims 1 to 11, the pharmaceutical composition of claim 15, the method of any one of claims 16, 17 and 19 to 33, or the use of claim 18, wherein the compound or the tautomer thereof, or a pharmaceutical acceptable salt, ester or prodrug of said compound or tautomer is provided in an amount comprising from 0.1mg to 1500mg.

35. The compound of any one of claims 1 to 11 and 34, the pharmaceutical composition of claim 15 or claim 34, the method of any one of claims 16, 17 and 19 to 34 or the use of claim 18 or claim 34, wherein the compound or the tautomer thereof, or a pharmaceutically acceptable salt, ester or prodrug of said compound or tautomer is provided in an amount comprising about 25 mg, about 50 mg, about 75 mg, about 100 mg, about 125 mg, about 150 mg, about 175 mg, about 200 mg, about 225 mg, about 250 mg, about 275 mg, about 300 mg, about 325, about 350 mg, about 375 mg, about 400 mg, about 425 mg, about 450 mg, about 475 mg, about 500 mg, about 525 mg, about 550 mg, about 575 mg, about 600 mg, about 625 mg, about 650 mg, about 675 mg, about 700 mg, about 725 mg, about 750 mg, about 775 mg, about 800 mg, about 825 mg, about 850 mg, about 875 mg, about 900 mg, about 925 mg, about 950 mg, about 975 mg, about 1000 mg, about 1025 mg, about 1050 mg, about 1075 mg, about 1100 mg, about 1125 mg, about 1150 mg, about 1175 mg, about 1200 mg, about 1225 mg, about 1250 mg, about 1275 mg, about 1300 mg, about

1325 mg, about 1350 mg, about 1375 mg, about 1400 mg, about 1425 mg, about 1450 mg, about 1475 mg or about 1500 mg.

5 36. The compound of any one of claims 1 to 11, 34 and 35, the pharmaceutical composition of any one of claims 15, 34 and 35, the method of any one of claims 16, 17 and 19 to 35, or the use of any one of claims 18, 34 and 35, wherein the compound, or the tautomer thereof, or a pharmaceutically acceptable salt, ester or prodrug of said compound or tautomer is formulated to be administered otically, ophthalmically, nasally, orally, parenterally, topically or intravenously.

37. A method of synthesizing the compound of any one of claim 1 to 9 or the tautomer thereof, or a pharmaceutically acceptable salt, ester or prodrug of said compound or tautomer.

10 38. A medical device containing the compound of any one of claims 1 to 9 or the tautomer thereof, or a pharmaceutically acceptable salt, ester or prodrug of said compound or tautomer.

39. The medical device of claim 38, wherein the device is a stent.

Date: 20 March 2017