



US 20110224262A1

(19) **United States**(12) **Patent Application Publication**
Tran et al.(10) **Pub. No.: US 2011/0224262 A1**(43) **Pub. Date: Sep. 15, 2011**(54) **PYRAZOLYL SUBSTITUTED CARBONIC
ACID DERIVATIVES AS MODULATORS OF
THE PROSTACYCLIN (PGI₂) RECEPTOR
USEFUL FOR THE TREATMENT OF
DISORDERS RELATED THERETO**

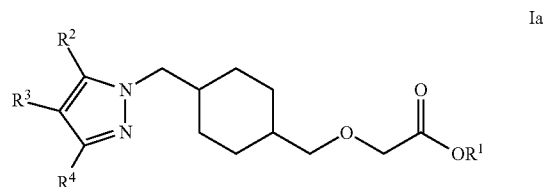
A61P 27/06 (2006.01)
A61P 27/02 (2006.01)
A61P 29/00 (2006.01)
A61P 17/06 (2006.01)
A61P 9/12 (2006.01)
A61P 19/02 (2006.01)
A61P 41/00 (2006.01)
A61P 21/00 (2006.01)
A61P 1/00 (2006.01)

(75) Inventors: **Thuy-Anh Tran**, San Diego, CA
(US); **Jason B. Ibarra**, Las Vegas,
NV (US); **Young-Jun Shin**, San
Diego, CA (US); **Brett Ullman**, San
Diego, CA (US); **Ning Zou**, San
Diego, CA (US); **Xi Zeng**, San
Diego, CA (US)(52) **U.S. Cl. 514/341; 548/359.1; 548/376.1;
514/406; 546/275.4; 548/365.7**(73) Assignee: **ARENA PHARMACEUTICALS,
INC.**, San Diego, CA (US)(21) Appl. No.: **13/131,203**(22) PCT Filed: **Nov. 24, 2009**(86) PCT No.: **PCT/US2009/006251**§ 371 (c)(1),
(2), (4) Date: **May 25, 2011****Related U.S. Application Data**(60) Provisional application No. 61/200,393, filed on Nov.
26, 2008.**Publication Classification**(51) **Int. Cl.**

A61K 31/4439 (2006.01)
C07D 231/54 (2006.01)
A61K 31/416 (2006.01)
C07D 231/10 (2006.01)
A61K 31/415 (2006.01)
C07D 401/04 (2006.01)
C07D 405/04 (2006.01)
C07D 409/04 (2006.01)
A61K 31/4155 (2006.01)
A61P 9/00 (2006.01)
A61P 7/02 (2006.01)
A61P 11/06 (2006.01)
A61P 3/10 (2006.01)

(57) **ABSTRACT**

Pyrazole derivatives of Formula Ia and pharmaceutical compositions thereof that modulate the activity of the PGI₂ receptor. Compounds of the present invention and pharmaceutical compositions thereof are directed to methods useful in the treatment of: pulmonary arterial hypertension (PAH) and related disorders; platelet aggregation; coronary artery disease; myocardial infarction; transient ischemic attack; angina; stroke; ischemia-reperfusion injury; restenosis; atrial fibrillation; blood clot formation in an angioplasty or coronary bypass surgery individual or in an individual suffering from atrial fibrillation; atherosclerosis; atherothrombosis; asthma or a symptom thereof; a diabetic-related disorder such as diabetic peripheral neuropathy, diabetic nephropathy or diabetic retinopathy; glaucoma or other disease of the eye with abnormal intraocular pressure; hypertension; inflammation; psoriasis; psoriatic arthritis; rheumatoid arthritis; Crohn's disease; transplant rejection; multiple sclerosis; systemic lupus erythematosus (SLE); ulcerative colitis; ischemia-reperfusion injury; restenosis; atherosclerosis; acne; type 1 diabetes; type 2 diabetes; sepsis; and chronic obstructive pulmonary disorder (COPD).



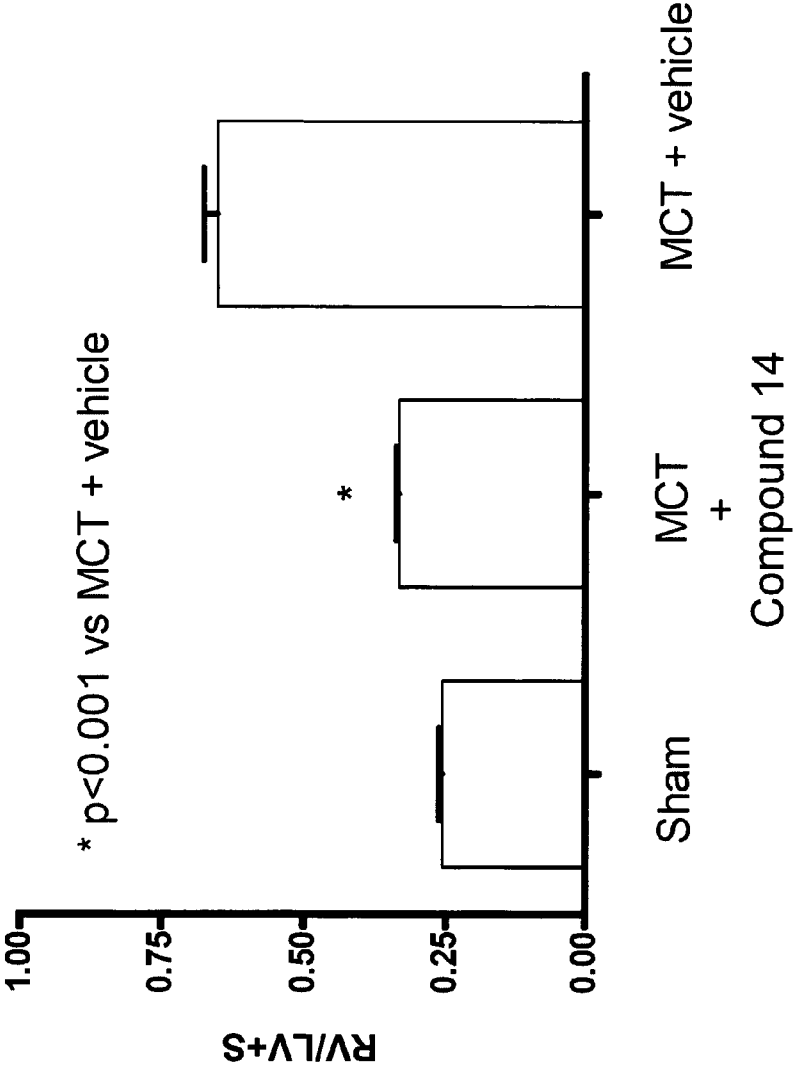


Figure 1

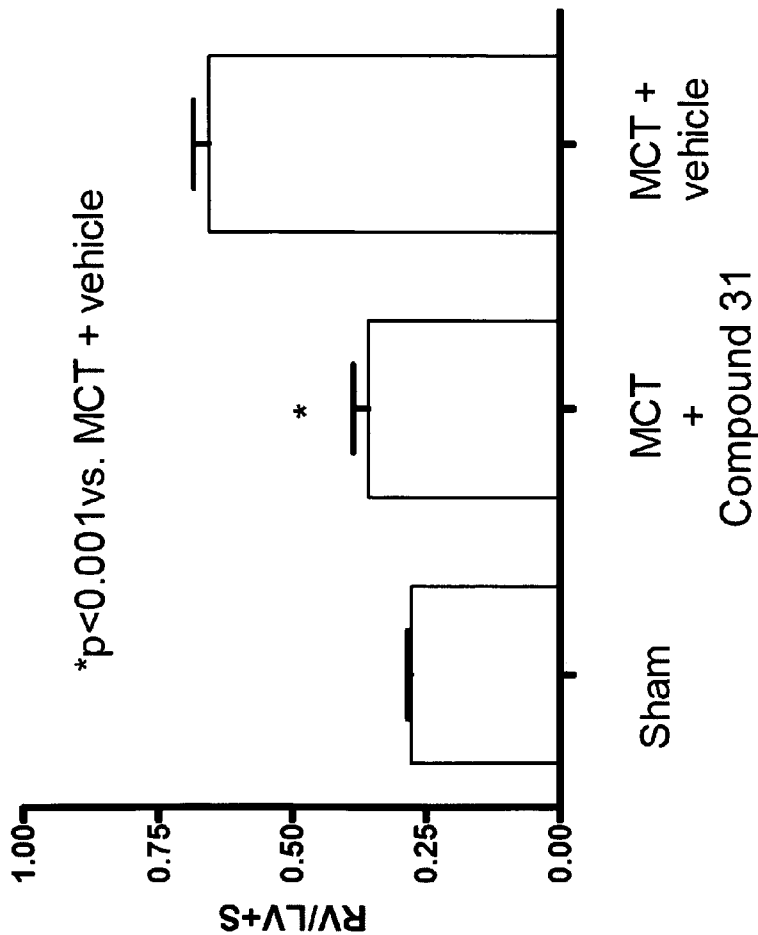


Figure 2

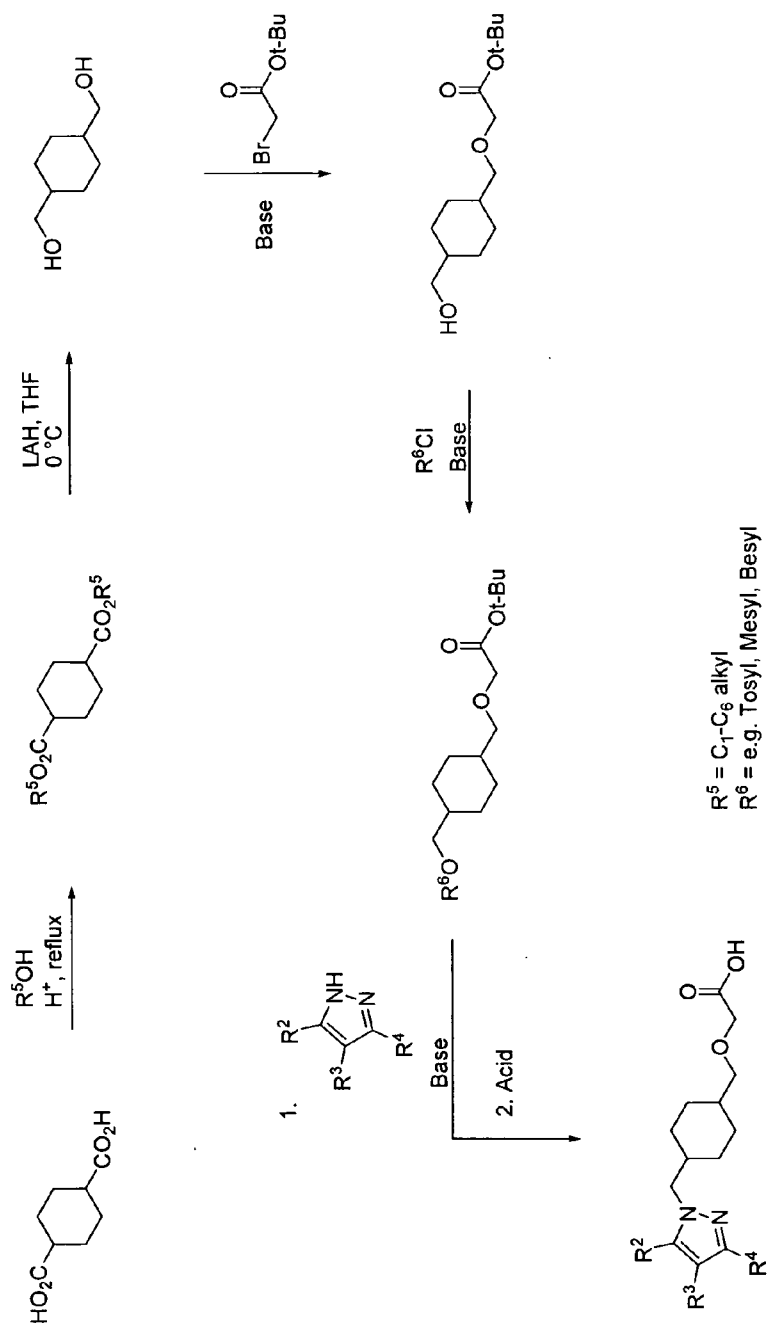


Figure 3

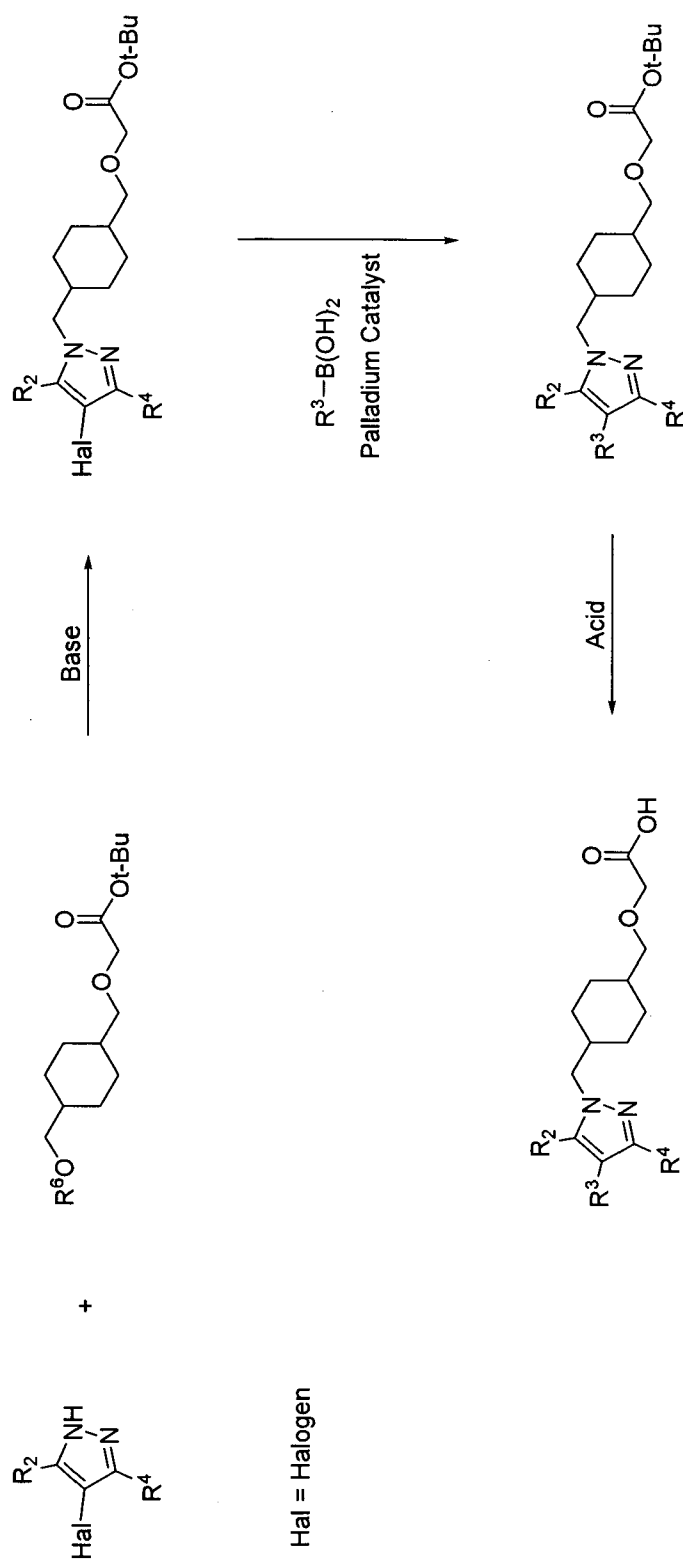


Figure 4

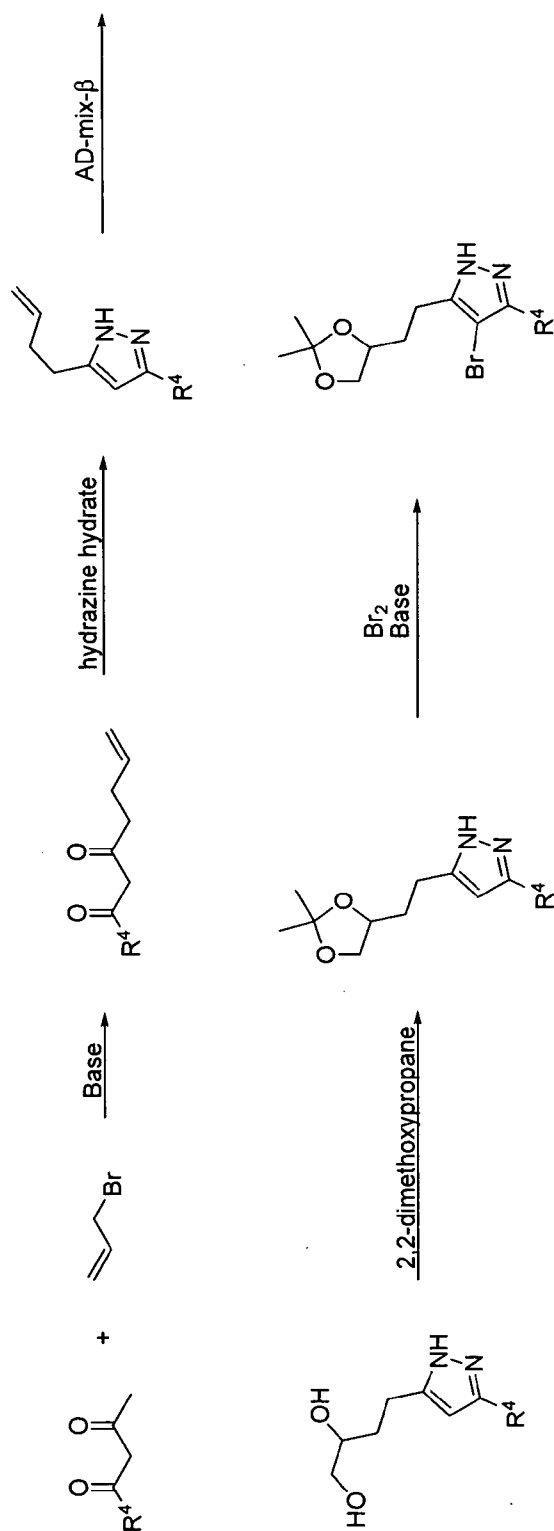


Figure 5

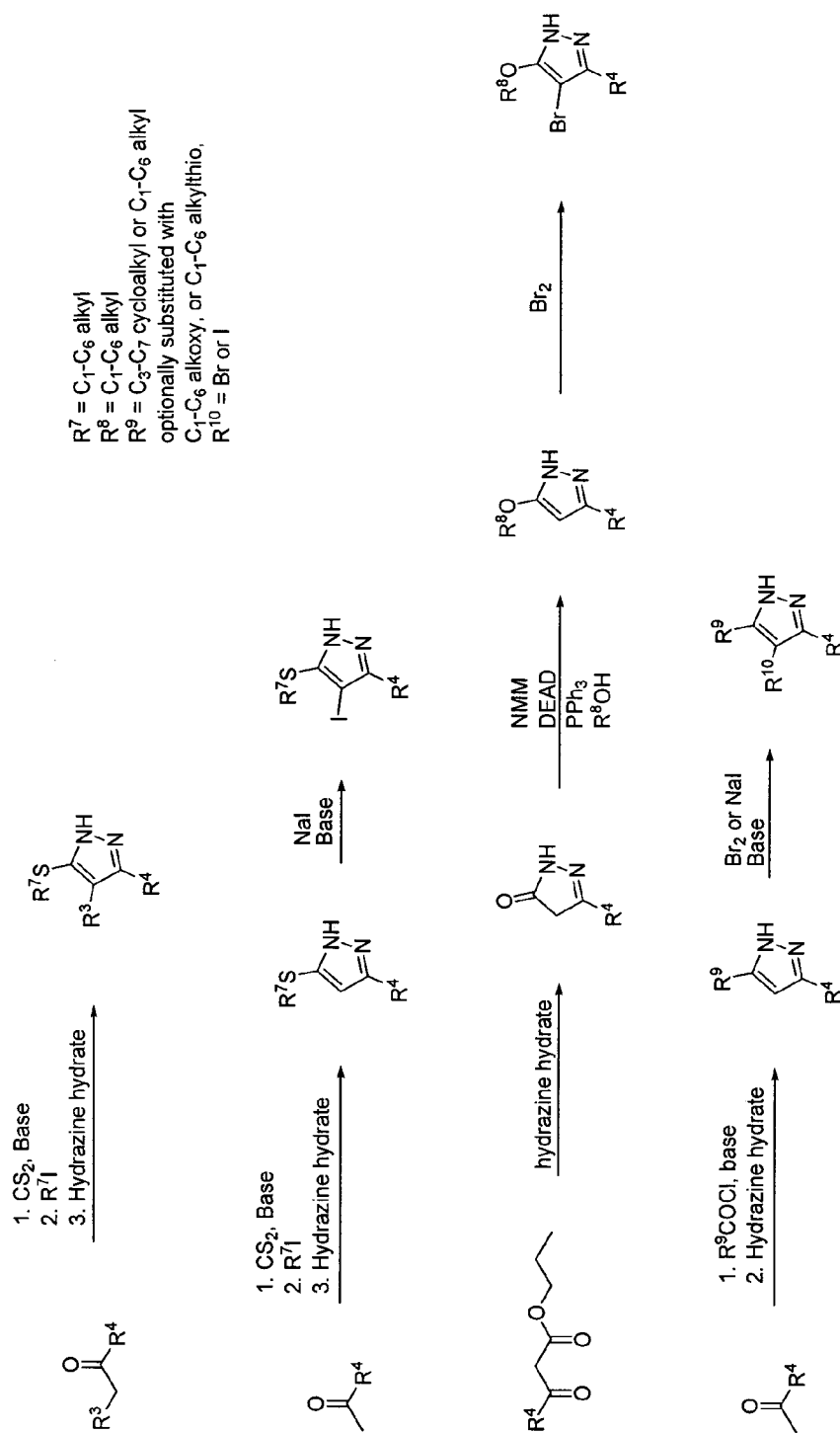


Figure 6

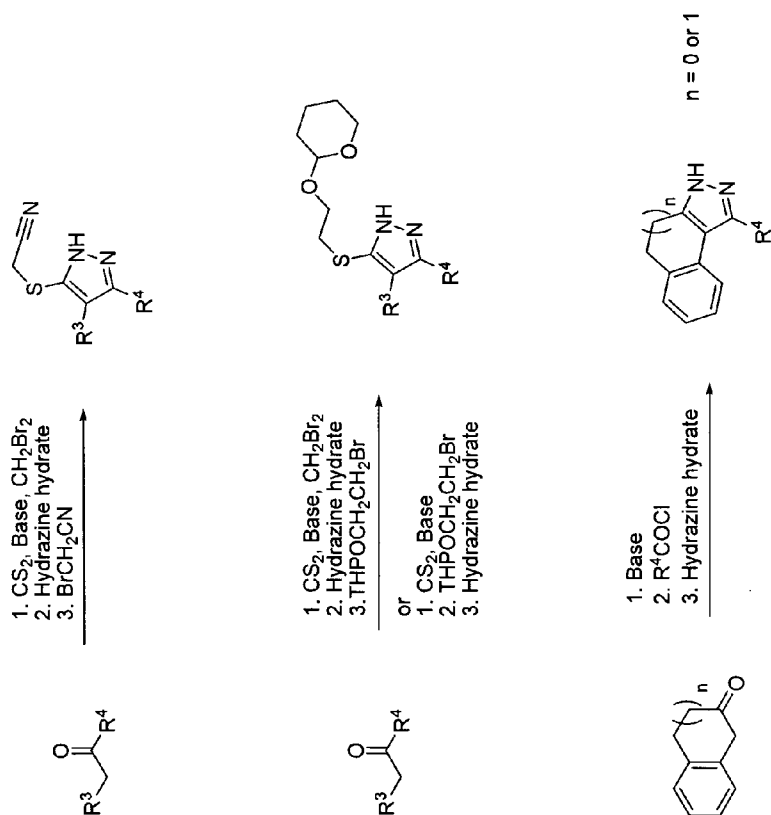


Figure 7

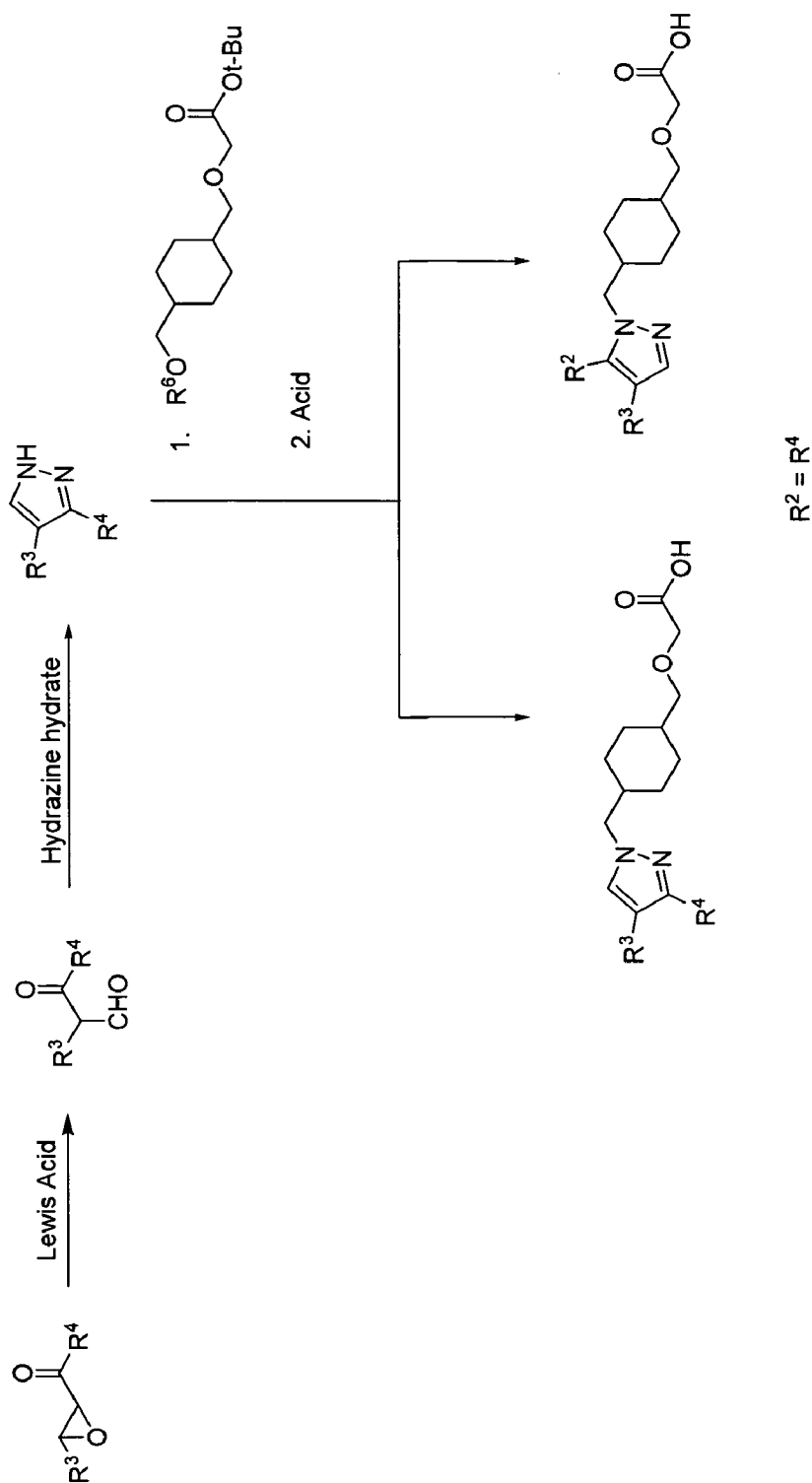


Figure 8

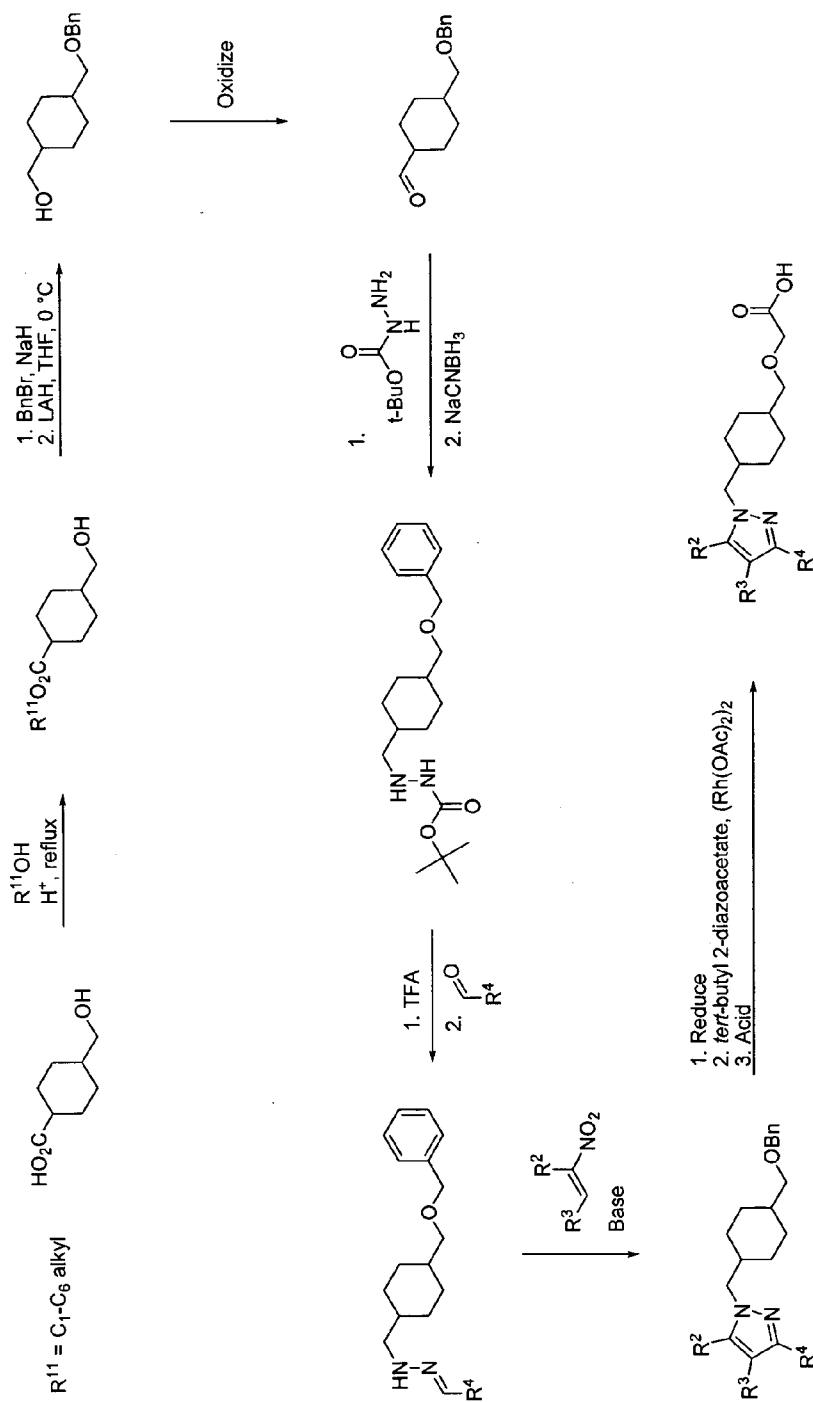


Figure 9

**PYRAZOLYL SUBSTITUTED CARBONIC
ACID DERIVATIVES AS MODULATORS OF
THE PROSTACYCLIN (PGI₂) RECEPTOR
USEFUL FOR THE TREATMENT OF
DISORDERS RELATED THERETO**

FIELD OF THE INVENTION

[0001] The present invention relates to certain compounds of Formula Ia and pharmaceutical compositions thereof that modulate the activity of the PGI₂ receptor. Compounds of the present invention and pharmaceutical compositions thereof are directed to methods useful in the treatment of: pulmonary arterial hypertension (PAH); idiopathic PAH; familial PAH; PAH associated with: a collagen vascular disease, a congenital heart disease, portal hypertension, HIV infection, ingestion of a drug or toxin, hereditary hemorrhagic telangiectasia, splenectomy, pulmonary veno-occlusive disease (PVOD) or pulmonary capillary hemangiomatosis (PCH); PAH with significant venous or capillary involvement; platelet aggregation; coronary artery disease; myocardial infarction; transient ischemic attack; angina; stroke; ischemia-reperfusion injury; restenosis; atrial fibrillation; blood clot formation in an angioplasty or coronary bypass surgery individual or in an individual suffering from atrial fibrillation; atherothrombosis; asthma or a symptom thereof; a diabetic-related disorder such as diabetic peripheral neuropathy, diabetic nephropathy or diabetic retinopathy; glaucoma or other disease of the eye with abnormal intraocular pressure; hypertension; inflammation; psoriasis; psoriatic arthritis; rheumatoid arthritis; Crohn's disease; transplant rejection; multiple sclerosis; systemic lupus erythematosus (SLE); ulcerative colitis; atherosclerosis; acne; type 1 diabetes; type 2 diabetes; sepsis; and chronic obstructive pulmonary disorder (COPD).

BACKGROUND OF THE INVENTION

[0002] Prostacyclin (PGI₂) is a lipid molecule derived from arachidonic acid through the cyclooxygenase pathway. It is a potent vasodilator, antiproliferative, anti-thrombotic and antiplatelet agent that mediates its effects as an agonist of a G protein-coupled receptor (PGI₂ receptor; e.g., human PGI₂ receptor, GenBank® Accession No. NP_000951 and alleles thereof). It is known that the binding of PGI₂ (or other such agonist) to the PGI₂ receptor leads to coupling with the Gs protein and increases intracellular cAMP levels. (See, e.g., Zhang et al., Arch. Biochem. Biophys., 2006, 454:80-88.)

[0003] Pulmonary arterial hypertension (PAH) is a life-threatening disease characterized by a progressive pulmonary vasculopathy leading to right ventricular hypertrophy. Right heart failure occurs if left untreated. Prostacyclin, which has vasodilatory and antiproliferative effects on the pulmonary vasculature has been found to be low in patients with PAH compared with normal controls. Exogenous administration of prostacyclin or an analog of prostacyclin (i.e., an agonist of the PGI₂ receptor) has become an important strategy in the treatment of PAH. (See, e.g., Tudor et al., Am. J. Respir. Crit. Care. Med., 1999, 159:1925-1932; Humbert et al., J. Am. Coll. Cardiol., 2004, 43:13 S-24S; Rosenzweig, Expert Opin. Emerging Drugs, 2006, 11:609-619; McLaughlin et al., Circulation, 2006, 114:1417-1431; Rosenkranz, Clin. Res. Cardiol., 2007, 96:527-541; Driscoll et al., Expert Opin. Pharmacother., 2008, 9:65-81.)

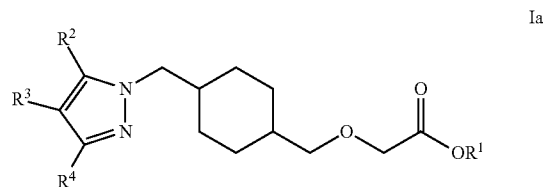
[0004] Trepostinil and iloprost are FDA-approved analogs of prostacyclin which, like prostacyclin, are not orally-active.

Beraprost is an orally-active analog of prostacyclin approved for the treatment of PAH in Japan, but it has failed registration for the treatment of PAH in Europe and in the US. Of the three FDA-approved drugs, prostacyclin is the best studied in PAH patients. The approximate annual cost of treating PAH with these drugs is \$25,000 to \$200,000 depending on the dose. At present, many experts consider intravenous prostacyclin to be the most reliable agent for managing the sickest PAH patients. Due to the short half-life of prostacyclin, intravenous treatment is complicated by the need for a continuous infusion. Patients are at risk for potentially fatal rebound pulmonary hypertension if the infusion is abruptly disrupted, as well as significant risk of catheter-related complications including sepsis. (See, e.g., Rosenzweig, Expert Opin. Emerging Drugs, 2006, 11:609-619; Naeije et al., Expert Opin. Pharmacother., 2007, 8:2247-2265; Strauss et al., Clin. Chest. Med., 2007, 28:127-142; Driscoll et al., Expert Opin. Pharmacother., 2008, 9:65-81.)

[0005] There is considerable interest in developing prostacyclin analogs (i.e., agonists of the PGI₂ receptor) for use in the treatment of other diseases, such as atherothrombosis. Developing stable, orally-active analogs of prostacyclin (i.e., stable, orally-active agonists of the PGI₂ receptor) is a rate-limiting step in achieving this goal (see, e.g., Arehart et al., Curr. Med. Chem., 2007, 14:2161-2169; Arehart et al., Circ. Res., 2008, 102(8), 986-93, as well as in the improved management of PAH.

SUMMARY OF THE INVENTION

[0006] One aspect of the present invention encompasses certain cyclohexane derivatives selected from compounds of Formula Ia and pharmaceutically acceptable salts, solvates and hydrates thereof:



[0007] wherein:

[0008] R¹ is selected from: H and C₁-C₆ alkyl; and

[0009] R², R³, and R⁴ are each independently selected from: H, C₁-C₆ alkoxy, C₁-C₆ alkyl, C₁-C₆ alkylsulfinyl, C₁-C₆ alkylsulfonyl, C₁-C₆ alkylthio, aryl, C₃-C₇ cycloalkyl and heteroaryl; wherein said C₁-C₆ alkoxy, C₁-C₆ alkyl, C₁-C₆ alkylsulfinyl, C₁-C₆ alkylsulfonyl, C₁-C₆ alkylthio, aryl, C₃-C₇ cycloalkyl and heteroaryl are each optionally substituted with one or more groups selected from: C₁-C₆ alkoxy, C₁-C₆ alkyl, C₁-C₆ alkylsulfinyl, C₁-C₆ alkylsulfonyl, C₁-C₆ alkylthio, aryl, amino, carboxamide, cyano, C₁-C₆ haloalkyl, halogen and hydroxy;

[0010] or

[0011] R² and R³ together with the pyrazole ring to which they are both attached to form a tricyclic heteroaryl; and R⁴ is selected from: H, C₁-C₆ alkoxy, C₁-C₆ alkyl, C₁-C₆ alkylsulfinyl, C₁-C₆ alkylsulfonyl, C₁-C₆ alkylthio, aryl, C₃-C₇ cycloalkyl and heteroaryl; wherein said C₁-C₆ alkoxy, C₁-C₆ alkyl, C₁-C₆ alkyl-

sulfinyl, C₁-C₆ alkylsulfonyl, C₁-C₆ alkylthio, aryl, C₃-C₇ cycloalkyl and heteroaryl are each optionally substituted with one or more groups selected from: C₁-C₆ alkoxy, C₁-C₆ alkyl, C₁-C₆ alkylsulfinyl, C₁-C₆ alkylsulfonyl, C₁-C₆ alkylthio, aryl, cyano, C₁-C₆ haloalkyl, halogen and hydroxy.

[0012] One aspect of the present invention pertains to methods for the treatment of a PGI₂ receptor mediated disorder in an individual, comprising administering to said individual in need thereof, a therapeutically effective amount of a compound of the present invention or a pharmaceutical composition thereof.

[0013] One aspect of the present invention pertains to methods for the treatment of PAH in an individual, comprising administering to said individual in need thereof, a therapeutically effective amount of a compound of the present invention or a pharmaceutical composition thereof.

[0014] One aspect of the present invention pertains to methods for the treatment of idiopathic PAH in an individual, comprising administering to said individual in need thereof, a therapeutically effective amount of a compound of the present invention or a pharmaceutical composition thereof.

[0015] One aspect of the present invention pertains to methods for the treatment of familial PAH in an individual, comprising administering to said individual in need thereof, a therapeutically effective amount of a compound of the present invention or a pharmaceutical composition thereof.

[0016] One aspect of the present invention pertains to methods for the treatment of PAH associated with a collagen vascular disease in an individual, comprising administering to said individual in need thereof, a therapeutically effective amount of a compound of the present invention or a pharmaceutical composition thereof.

[0017] One aspect of the present invention pertains to methods for the treatment of PAH associated with a collagen vascular disease selected from: scleroderma, CREST syndrome, systemic lupus erythematosus (SLE), rheumatoid arthritis, Takayasu's arteritis, polymyositis, and dermatomyositis in an individual, comprising administering to said individual in need thereof, a therapeutically effective amount of a compound of the present invention or a pharmaceutical composition thereof.

[0018] One aspect of the present invention pertains to methods for the treatment of PAH associated with a congenital heart disease in an individual, comprising administering to said individual in need thereof, a therapeutically effective amount of a compound of the present invention or a pharmaceutical composition thereof.

[0019] One aspect of the present invention pertains to methods for the treatment of PAH associated with a congenital heart disease selected from: atrial septic defect (ASD), ventricular septic defect (VSD) and patent ductus arteriosus in an individual, comprising administering to said individual in need thereof, a therapeutically effective amount of a compound of the present invention or a pharmaceutical composition thereof.

[0020] One aspect of the present invention pertains to methods for the treatment of PAH associated with portal hypertension in an individual, comprising administering to said individual in need thereof, a therapeutically effective amount of a compound of the present invention or a pharmaceutical composition thereof.

[0021] One aspect of the present invention pertains to methods for the treatment of PAH associated with HIV infection in

an individual, comprising administering to said individual in need thereof, a therapeutically effective amount of a compound of the present invention or a pharmaceutical composition thereof.

[0022] One aspect of the present invention pertains to methods for the treatment of PAH associated with ingestion of a drug or toxin in an individual, comprising administering to said individual in need thereof, a therapeutically effective amount of a compound of the present invention or a pharmaceutical composition thereof.

[0023] One aspect of the present invention pertains to methods for the treatment of PAH associated with hereditary hemorrhagic telangiectasia in an individual, comprising administering to said individual in need thereof, a therapeutically effective amount of a compound of the present invention or a pharmaceutical composition thereof.

[0024] One aspect of the present invention pertains to methods for the treatment of PAH associated with splenectomy in an individual, comprising administering to said individual in need thereof, a therapeutically effective amount of a compound of the present invention or a pharmaceutical composition thereof.

[0025] One aspect of the present invention pertains to methods for the treatment of PAH associated with significant venous or capillary involvement in an individual, comprising administering to said individual in need thereof, a therapeutically effective amount of a compound of the present invention or a pharmaceutical composition thereof.

[0026] One aspect of the present invention pertains to methods for the treatment of PAH associated with pulmonary veno-occlusive disease (PVOD) in an individual, comprising administering to said individual in need thereof, a therapeutically effective amount of a compound of the present invention or a pharmaceutical composition thereof.

[0027] One aspect of the present invention pertains to methods for the treatment of PAH associated with pulmonary capillary hemangiomatosis (PCH) in an individual, comprising administering to said individual in need thereof, a therapeutically effective amount of a compound of the present invention or a pharmaceutical composition thereof.

[0028] One aspect of the present invention pertains to methods for the treatment of platelet aggregation in an individual, comprising administering to said individual in need thereof, a therapeutically effective amount of a compound of the present invention or a pharmaceutical composition thereof.

[0029] One aspect of the present invention pertains to methods for the treatment of: coronary artery disease, myocardial infarction, transient ischemic attack, angina, stroke, ischemia-reperfusion injury, restenosis or atrial fibrillation in an individual, comprising administering to said individual in need thereof, a therapeutically effective amount of a compound of the present invention or a pharmaceutical composition thereof.

[0030] One aspect of the present invention pertains to methods for the treatment of blood clot formation in an angioplasty or coronary bypass surgery individual comprising administering to said individual in need thereof, a therapeutically effective amount of a compound of the present invention or a pharmaceutical composition thereof.

[0031] One aspect of the present invention pertains to methods for the treatment of blood clot formation in an individual suffering from atrial fibrillation comprising administering to

said individual in need thereof, a therapeutically effective amount of a compound of the present invention or a pharmaceutical composition thereof.

[0032] One aspect of the present invention pertains to methods for the treatment of atherosclerosis in an individual, comprising administering to said individual in need thereof, a therapeutically effective amount of a compound of the present invention or a pharmaceutical composition thereof.

[0033] One aspect of the present invention pertains to methods for the treatment of atherothrombosis in an individual, comprising administering to said individual in need thereof, a therapeutically effective amount of a compound of the present invention or a pharmaceutical composition thereof.

[0034] One aspect of the present invention pertains to methods for the treatment of asthma in an individual, comprising administering to said individual in need thereof, a therapeutically effective amount of a compound of the present invention or a pharmaceutical composition thereof.

[0035] One aspect of the present invention pertains to methods for the treatment of a symptom of asthma in an individual, comprising administering to said individual in need thereof, a therapeutically effective amount of a compound of the present invention or a pharmaceutical composition thereof.

[0036] One aspect of the present invention pertains to methods for the treatment of a diabetic-related disorder in an individual, comprising administering to said individual in need thereof, a therapeutically effective amount of a compound of the present invention or a pharmaceutical composition thereof.

[0037] One aspect of the present invention pertains to methods for the treatment of diabetic peripheral neuropathy in an individual, comprising administering to said individual in need thereof, a therapeutically effective amount of a compound of the present invention or a pharmaceutical composition thereof.

[0038] One aspect of the present invention pertains to methods for the treatment of diabetic nephropathy in an individual, comprising administering to said individual in need thereof, a therapeutically effective amount of a compound of the present invention or a pharmaceutical composition thereof.

[0039] One aspect of the present invention pertains to methods for the treatment of diabetic retinopathy in an individual, comprising administering to said individual in need thereof, a therapeutically effective amount of a compound of the present invention or a pharmaceutical composition thereof.

[0040] One aspect of the present invention pertains to methods for the treatment of glaucoma or other disease of the eye with abnormal intraocular pressure in an individual, comprising administering to said individual in need thereof, a therapeutically effective amount of a compound of the present invention or a pharmaceutical composition thereof.

[0041] One aspect of the present invention pertains to methods for the treatment of hypertension in an individual, comprising administering to said individual in need thereof, a therapeutically effective amount of a compound of the present invention or a pharmaceutical composition thereof.

[0042] One aspect of the present invention pertains to methods for the treatment of hypertension intended to confer protection against cerebral ischemia in an individual, comprising administering to said individual in need thereof, a therapeutically effective amount of a compound of the present invention or a pharmaceutical composition thereof.

[0043] One aspect of the present invention pertains to methods for the treatment of inflammation in an individual, com-

prising administering to said individual in need thereof, a therapeutically effective amount of a compound of the present invention or a pharmaceutical composition thereof.

[0044] One aspect of the present invention pertains to methods for the treatment of an inflammatory disease in an individual, comprising administering to said individual in need thereof, a therapeutically effective amount of a compound of the present invention or a pharmaceutical composition thereof.

[0045] One aspect of the present invention pertains to methods for the treatment of an inflammatory disease selected from: psoriasis, psoriatic arthritis, rheumatoid arthritis, Crohn's disease, transplant rejection, multiple sclerosis, systemic lupus erythematosus (SLE), ulcerative colitis, ischemia-reperfusion injury, restenosis, atherosclerosis, acne, type 1 diabetes, type 2 diabetes, sepsis, chronic obstructive pulmonary disorder (COPD) and asthma in an individual, comprising administering to said individual in need thereof, a therapeutically effective amount of a compound of the present invention or a pharmaceutical composition thereof.

[0046] One aspect of the present invention pertains to methods of modulating the activity of a PGI₂ receptor by contacting the receptor with a compound of the present invention.

[0047] One aspect of the present invention pertains to methods of agonizing a PGI₂ receptor by contacting the receptor with a compound of the present invention.

[0048] One aspect of the present invention pertains to methods for the treatment of PAH selected from: idiopathic PAH; familial PAH; PAH associated with a collagen vascular disease selected from: scleroderma, CREST syndrome, systemic lupus erythematosus (SLE), rheumatoid arthritis, Takayasu's arteritis, polymyositis, and dermatomyositis; PAH associated with a congenital heart disease selected from: atrial septic defect (ASD), ventricular septic defect (VSD) and patent ductus arteriosus in an individual; PAH associated with portal hypertension; PAH associated with HIV infection; PAH associated with ingestion of a drug or toxin; PAH associated with hereditary hemorrhagic telangiectasia; PAH associated with splenectomy; PAH associated with significant venous or capillary involvement; PAH associated with pulmonary veno-occlusive disease (PVOD); and PAH associated with pulmonary capillary hemangiomatosis (PCH) in an individual comprising administering to said individual in need thereof, a therapeutically effective amount of a compound of the present invention or a pharmaceutical composition thereof.

[0049] One aspect of the present invention pertains to methods for the treatment of a disorder selected from: platelet aggregation, coronary artery disease, myocardial infarction, transient ischemic attack, angina, stroke, ischemia-reperfusion injury, restenosis, atrial fibrillation, blood clot formation, atherosclerosis, atherothrombosis, asthma, a symptom of asthma, a diabetic-related disorder, diabetic peripheral neuropathy, diabetic nephropathy, diabetic retinopathy, glaucoma or other disease of the eye with abnormal intraocular pressure, hypertension, inflammation, psoriasis, psoriatic arthritis, rheumatoid arthritis, Crohn's disease, transplant rejection, multiple sclerosis, systemic lupus erythematosus (SLE), ulcerative colitis, ischemia-reperfusion injury, restenosis, atherosclerosis, acne, type 1 diabetes, type 2 diabetes, sepsis and chronic obstructive pulmonary disorder (COPD) in an individual comprising administering to said individual in need thereof, a therapeutically effective amount of a compound of the present invention or a pharmaceutical composition thereof.

[0050] One aspect of the present invention pertains to the use of a compound of the present invention in the manufacture of a medicament for the treatment of a PGI2 receptor mediated disorder.

[0051] One aspect of the present invention pertains to the use of a compound of the present invention in the manufacture of a medicament for the treatment of PAH.

[0052] One aspect of the present invention pertains to the use of a compound of the present invention in the manufacture of a medicament for the treatment of idiopathic PAH.

[0053] One aspect of the present invention pertains to the use of a compound of the present invention in the manufacture of a medicament for the treatment of familial PAH.

[0054] One aspect of the present invention pertains to the use of a compound of the present invention in the manufacture of a medicament for the treatment of PAH associated with collagen vascular disease.

[0055] One aspect of the present invention pertains to the use of a compound of the present invention in the manufacture of a medicament for the treatment of PAH associated with a collagen vascular disease selected from: scleroderma, CREST syndrome, systemic lupus erythematosus (SLE), rheumatoid arthritis, Takayasu's arteritis, polymyositis, and dermatomyositis.

[0056] One aspect of the present invention pertains to the use of a compound of the present invention in the manufacture of a medicament for the treatment of PAH associated with a congenital heart disease.

[0057] One aspect of the present invention pertains to the use of a compound of the present invention in the manufacture of a medicament for the treatment of PAH associated with a congenital heart disease selected from: atrial septic defect (ASD), ventricular septic defect (VSD) and patent ductus arteriosus.

[0058] One aspect of the present invention pertains to the use of a compound of the present invention in the manufacture of a medicament for the treatment of PAH associated with portal hypertension.

[0059] One aspect of the present invention pertains to the use of a compound of the present invention in the manufacture of a medicament for the treatment of PAH associated with HIV infection.

[0060] One aspect of the present invention pertains to the use of a compound of the present invention in the manufacture of a medicament for the treatment of PAH associated with ingestion of a drug or toxin.

[0061] One aspect of the present invention pertains to the use of a compound of the present invention in the manufacture of a medicament for the treatment of PAH associated with hereditary hemorrhagic telangiectasia.

[0062] One aspect of the present invention pertains to the use of a compound of the present invention in the manufacture of a medicament for the treatment of PAH associated with splenectomy.

[0063] One aspect of the present invention pertains to the use of a compound of the present invention in the manufacture of a medicament for the treatment of PAH associated with significant venous or capillary involvement.

[0064] One aspect of the present invention pertains to the use of a compound of the present invention in the manufacture of a medicament for the treatment of PAH associated with pulmonary veno-occlusive disease (PVOD).

[0065] One aspect of the present invention pertains to the use of a compound of the present invention in the manufacture

of a medicament for the treatment of PAH associated with pulmonary capillary hemangiomatosis (PCH).

[0066] One aspect of the present invention pertains to the use of a compound of the present invention in the manufacture of a medicament for the treatment of platelet aggregation.

[0067] One aspect of the present invention pertains to the use of a compound of the present invention in the manufacture of a medicament for the treatment of a PGI2 receptor mediated disorder selected from: coronary artery disease, myocardial infarction, transient ischemic attack, angina, stroke, ischemia-reperfusion injury, restenosis and atrial fibrillation.

[0068] One aspect of the present invention pertains to the use of a compound of the present invention in the manufacture of a medicament for the treatment of blood clot formation in an angioplasty or coronary bypass surgery individual.

[0069] One aspect of the present invention pertains to the use of a compound of the present invention in the manufacture of a medicament for the treatment of blood clot formation in an individual suffering from atrial fibrillation.

[0070] One aspect of the present invention pertains to the use of a compound of the present invention in the manufacture of a medicament for the treatment of atherosclerosis.

[0071] One aspect of the present invention pertains to the use of a compound of the present invention in the manufacture of a medicament for the treatment of atherothrombosis.

[0072] One aspect of the present invention pertains to the use of a compound of the present invention in the manufacture of a medicament for the treatment of asthma.

[0073] One aspect of the present invention pertains to the use of a compound of the present invention in the manufacture of a medicament for the treatment of a symptom of asthma.

[0074] One aspect of the present invention pertains to the use of a compound of the present invention in the manufacture of a medicament for the treatment of a diabetic-related disorder.

[0075] One aspect of the present invention pertains to the use of a compound of the present invention in the manufacture of a medicament for the treatment of diabetic peripheral neuropathy.

[0076] One aspect of the present invention pertains to the use of a compound of the present invention in the manufacture of a medicament for the treatment of diabetic nephropathy.

[0077] One aspect of the present invention pertains to the use of a compound of the present invention in the manufacture of a medicament for the treatment of diabetic retinopathy.

[0078] One aspect of the present invention pertains to the use of a compound of the present invention in the manufacture of a medicament for the treatment of glaucoma or other disease of the eye with abnormal intraocular pressure.

[0079] One aspect of the present invention pertains to the use of a compound of the present invention in the manufacture of a medicament for the treatment of hypertension.

[0080] One aspect of the present invention pertains to the use of a compound of the present invention in the manufacture of a medicament for the treatment of hypertension intended to confer protection against cerebral ischemia.

[0081] One aspect of the present invention pertains to the use of a compound of the present invention in the manufacture of a medicament for the treatment of inflammation.

[0082] One aspect of the present invention pertains to the use of a compound of the present invention in the manufacture of a medicament for the treatment of an inflammatory disease.

[0083] One aspect of the present invention pertains to the use of a compound of the present invention in the manufacture

of a medicament for the treatment of an inflammatory disease selected from: psoriasis, psoriatic arthritis, rheumatoid arthritis, Crohn's disease, transplant rejection, multiple sclerosis, systemic lupus erythematosus (SLE), ulcerative colitis, ischemia-reperfusion injury, restenosis, atherosclerosis, acne, type 1 diabetes, type 2 diabetes, sepsis, chronic obstructive pulmonary disorder (COPD) and asthma.

[0084] One aspect of the present invention pertains to the use of a compound of the present invention in the manufacture of a medicament for modulating the activity of a PGI2 receptor.

[0085] One aspect of the present invention pertains to the use of a compound of the present invention in the manufacture of a medicament for agonizing a PGI2 receptor.

[0086] One aspect of the present invention pertains to the use of a compound of the present invention in the manufacture of a medicament for the treatment of PAH selected from: idiopathic PAH; familial PAH; PAH associated with a collagen vascular disease selected from: scleroderma, CREST syndrome, systemic lupus erythematosus (SLE), rheumatoid arthritis, Takayasu's arteritis, polymyositis, and dermatomyositis; PAH associated with a congenital heart disease selected from: atrial septic defect (ASD), ventricular septic defect (VSD) and patent ductus arteriosus in an individual; PAH associated with portal hypertension; PAH associated with HIV infection; PAH associated with ingestion of a drug or toxin; PAH associated with hereditary hemorrhagic telangiectasia; PAH associated with splenectomy; PAH associated with significant venous or capillary involvement; PAH associated with pulmonary veno-occlusive disease (PVOD); and PAH associated with pulmonary capillary hemangiomatosis (PCH).

[0087] One aspect of the present invention pertains to the use of a compound of the present invention in the manufacture of a medicament for the treatment of a disorder selected from: platelet aggregation, coronary artery disease, myocardial infarction, transient ischemic attack, angina, stroke, ischemia-reperfusion injury, restenosis, atrial fibrillation, blood clot formation, atherosclerosis, atherothrombosis, asthma, a symptom of asthma, a diabetic-related disorder, diabetic peripheral neuropathy, diabetic nephropathy, diabetic retinopathy, glaucoma or other disease of the eye with abnormal intraocular pressure, hypertension, inflammation, psoriasis, psoriatic arthritis, rheumatoid arthritis, Crohn's disease, transplant rejection, multiple sclerosis, systemic lupus erythematosus (SLE), ulcerative colitis, ischemia-reperfusion injury, restenosis, atherosclerosis, acne, type 1 diabetes, type 2 diabetes, sepsis and chronic obstructive pulmonary disorder (COPD).

[0088] One aspect of the present invention pertains to compounds of the present invention for use in a method of treatment of the human or animal body by therapy.

[0089] One aspect of the present invention pertains to compounds of the present invention for use in a method of treatment of a PGI2 receptor mediated disorder.

[0090] One aspect of the present invention pertains to compounds of the present invention for use in a method of treatment of PAH.

[0091] One aspect of the present invention pertains to compounds of the present invention for use in a method of treatment of idiopathic PAH.

[0092] One aspect of the present invention pertains to compounds of the present invention for use in a method of treatment of familial PAH

[0093] One aspect of the present invention pertains to compounds of the present invention for use in a method of treatment of PAH associated with a collagen vascular disease.

[0094] One aspect of the present invention pertains to compounds of the present invention for use in a method of treatment of PAH associated with a collagen vascular disease selected from: scleroderma, CREST syndrome, systemic lupus erythematosus (SLE), rheumatoid arthritis, Takayasu's arteritis, polymyositis, and dermatomyositis.

[0095] One aspect of the present invention pertains to compounds of the present invention for use in a method of treatment of PAH associated with a congenital heart disease.

[0096] One aspect of the present invention pertains to compounds of the present invention for use in a method of treatment of PAH associated with a congenital heart disease selected from: atrial septic defect (ASD), ventricular septic defect (VSD) and patent ductus arteriosus.

[0097] One aspect of the present invention pertains to compounds of the present invention for use in a method of treatment of PAH associated with portal hypertension.

[0098] One aspect of the present invention pertains to compounds of the present invention for use in a method of treatment of PAH associated with HIV infection.

[0099] One aspect of the present invention pertains to compounds of the present invention for use in a method of treatment of PAH associated with ingestion of a drug or toxin.

[0100] One aspect of the present invention pertains to compounds of the present invention for use in a method of treatment of PAH associated with hereditary hemorrhagic telangiectasia.

[0101] One aspect of the present invention pertains to compounds of the present invention for use in a method of treatment of PAH associated with splenectomy.

[0102] One aspect of the present invention pertains to compounds of the present invention for use in a method of treatment of PAH associated with significant venous or capillary involvement.

[0103] One aspect of the present invention pertains to compounds of the present invention for use in a method of treatment of PAH associated with pulmonary veno-occlusive disease (PVOD).

[0104] One aspect of the present invention pertains to compounds of the present invention for use in a method of treatment of PAH associated with pulmonary capillary hemangiomatosis (PCH).

[0105] One aspect of the present invention pertains to compounds of the present invention for use in a method of treatment of platelet aggregation.

[0106] One aspect of the present invention pertains to compounds of the present invention for use in a method of treatment of: coronary artery disease, myocardial infarction, transient ischemic attack, angina, stroke, ischemia-reperfusion injury, restenosis or atrial fibrillation.

[0107] One aspect of the present invention pertains to compounds of the present invention for use in a method of treatment of blood clot formation in an angioplasty or coronary bypass surgery individual.

[0108] One aspect of the present invention pertains to compounds of the present invention for use in a method of treatment of blood clot formation in an individual suffering from atrial fibrillation.

[0109] One aspect of the present invention pertains to compounds of the present invention for use in a method of treatment of atherosclerosis.

[0110] One aspect of the present invention pertains to compounds of the present invention for use in a method of treatment of atherothrombosis.

[0111] One aspect of the present invention pertains to compounds of the present invention for use in a method of treatment of asthma.

[0112] One aspect of the present invention pertains to compounds of the present invention for use in a method of treatment of a symptom of asthma.

[0113] One aspect of the present invention pertains to compounds of the present invention for use in a method of treatment of a diabetic-related disorder.

[0114] One aspect of the present invention pertains to compounds of the present invention for use in a method of treatment of diabetic peripheral neuropathy.

[0115] One aspect of the present invention pertains to compounds of the present invention for use in a method of treatment of diabetic nephropathy.

[0116] One aspect of the present invention pertains to compounds of the present invention for use in a method of treatment of diabetic retinopathy.

[0117] One aspect of the present invention pertains to compounds of the present invention for use in a method of treatment of glaucoma or other disease of the eye with abnormal intraocular pressure.

[0118] One aspect of the present invention pertains to compounds of the present invention for use in a method of treatment of hypertension.

[0119] One aspect of the present invention pertains to compounds of the present invention for use in a method of treatment of hypertension intended to confer protection against cerebral ischemia.

[0120] One aspect of the present invention pertains to compounds of the present invention for use in a method of treatment of inflammation.

[0121] One aspect of the present invention pertains to compounds of the present invention for use in a method of treatment of an inflammatory disease.

[0122] One aspect of the present invention pertains to compounds of the present invention for use in a method of treatment of an inflammatory disease selected from: psoriasis, psoriatic arthritis, rheumatoid arthritis, Crohn's disease, transplant rejection, multiple sclerosis, systemic lupus erythematosus (SLE), ulcerative colitis, ischemia-reperfusion injury, restenosis, atherosclerosis, acne, type 1 diabetes, type 2 diabetes, sepsis, chronic obstructive pulmonary disorder (COPD) and asthma.

[0123] One aspect of the present invention pertains to compounds of the present invention for use in a method of modulating the activity of a PGI₂ receptor.

[0124] One aspect of the present invention pertains to compounds of the present invention for use in a method of agonizing a PGI₂ receptor.

[0125] One aspect of the present invention pertains to compounds of the present invention for use in a method of treatment of PAH selected from: idiopathic PAH; familial PAH; PAH associated with a collagen vascular disease selected from: scleroderma, CREST syndrome, systemic lupus erythematosus (SLE), rheumatoid arthritis, Takayasu's arteritis, polymyositis, and dermatomyositis; PAH associated with a congenital heart disease selected from: atrial septic defect (ASD), ventricular septic defect (VSD) and patent ductus arteriosus in an individual; PAH associated with portal hypertension; PAH associated with HIV infection; PAH associated

with ingestion of a drug or toxin; PAH associated with hereditary hemorrhagic telangiectasia; PAH associated with splenectomy; PAH associated with significant venous or capillary involvement; PAH associated with pulmonary veno-occlusive disease (PVOD); and PAH associated with pulmonary capillary hemangiomatosis (PCH).

[0126] One aspect of the present invention pertains to compounds of the present invention for use in a method of treatment of a disorder selected from: platelet aggregation, coronary artery disease, myocardial infarction, transient ischemic attack, angina, stroke, ischemia-reperfusion injury, restenosis, atrial fibrillation, blood clot formation, atherosclerosis, atherothrombosis, asthma, a symptom of asthma, a diabetic-related disorder, diabetic peripheral neuropathy, diabetic nephropathy, diabetic retinopathy, glaucoma or other disease of the eye with abnormal intraocular pressure, hypertension, inflammation, psoriasis, psoriatic arthritis, rheumatoid arthritis, Crohn's disease, transplant rejection, multiple sclerosis, systemic lupus erythematosus (SLE), ulcerative colitis, ischemia-reperfusion injury, restenosis, atherosclerosis, acne, type 1 diabetes, type 2 diabetes, sepsis and chronic obstructive pulmonary disorder (COPD). One aspect of the present invention pertains to compounds for preparing a composition comprising admixing a compound of the present invention and a pharmaceutically acceptable carrier.

[0127] These and other aspects of the invention disclosed herein will be set forth in greater detail as the patent disclosure proceeds.

BRIEF DESCRIPTION OF THE DRAWINGS

[0128] FIG. 1 shows the results of an experiment which measured the ability of Compound 14 to inhibit the right ventricle hypertrophic response to MCT-induced pulmonary arterial hypertension in rat.

[0129] FIG. 2 shows the results of an experiment which measured the ability of Compound 31 to inhibit the right ventricle hypertrophic response to MCT-induced pulmonary arterial hypertension in rat.

[0130] FIG. 3 depicts a general method for the preparation of compounds of the present invention. First, cyclohexane-1, 4-dicarboxylic acid is esterified and then reduced to give the corresponding diol. The diol is mono-alkylated with tert-butyl bromoacetate and the free hydroxyl is activated as a sulfonate ester. Coupling of the sulfonate ester with a pyrazole followed by acid hydrolysis affords compounds of Formula Ia.

[0131] FIG. 4 depicts an alternative general method for the preparation of compounds of the present invention. In this method the sulfonate ester shown in FIG. 3 is reacted in the presence of a base with a pyrazole bearing a halogen at a position equivalent to R³. The product then undergoes a Suzuki coupling with a boronic acid derivative and then acid hydrolysis affords compounds of Formula Ia.

[0132] FIG. 5 depicts a method of preparing an intermediate useful in the synthesis of certain dihydroxy compounds of the present invention. First, a 3-oxobutanoyl derivative is reacted with allyl bromide in the presence of base to give a 3-oxohept-6-enoyl derivative. Reaction with hydrazine hydrate gives a 5-(but-3-enyl)-1H-pyrazole which is converted to the diol with AD-mix-β and then protected with 2,2-dimethoxypropane.

[0133] FIG. 6 depicts a number of methods for synthesizing intermediates useful in the preparation of compounds of the present invention. In the first of these methods, a ketone

derivative is reacted with carbon disulfide in the presence of base, followed by an alkyl halide, followed by hydrazine hydrate to give a 2-(alkylthio)-substituted pyrazole intermediate. In the second of these methods, a methyl ketone is reacted with carbon disulfide in the presence of base, followed by an alkyl halide, followed by hydrazine hydrate to give a 2-(alkylthio)-substituted pyrazole intermediate in which R³ is hydrogen. This may then be converted to the corresponding iodide by treatment with sodium iodide and base. In the third of these methods, a 3-oxo-3-propoxypropanoyl derivative is treated with hydrazine hydrate to afford a 1H-pyrazol-5(4H)-one. Mitsunobu reaction followed by bromination affords 2-alkoxy-3-bromo pyrazole intermediates. In the fourth of these methods, a methyl ketone is reacted with an acid chloride in the presence of base, then hydrazine hydrate and finally bromine or sodium iodide in the presence of base to give 3-halo-2-alkyl- or 3-halo-2-cycloalkyl-pyrazole intermediates.

[0134] FIG. 7 depicts three methods for the synthesis of certain intermediates useful in the preparation of compounds of the present invention. In the first of these methods a ketone derivative is reacted first with carbon disulfide and methylene bromide in the presence of base, then hydrazine hydrate and finally bromo acetonitrile to give a 2-(cyanomethylthio)-pyrazole intermediate. In the second of these methods, a ketone derivative is converted to a 2-(tetrahydro-2H-pyran-2-yloxy)ethylthio-pyrazole. The transformation may be accomplished by either reaction with carbon disulfide, methylene bromide and base, followed by hydrazine hydrate, followed by 2-(2-bromoethoxy)tetrahydro-2H-pyran, or reaction with carbon disulfide and base, then 2-(2-bromoethoxy)tetrahydro-2H-pyran and finally hydrazine hydrate. The third method describes the preparation of substituted 4,5-dihydro-3H-benzo[e]indazole and 1,8-dihydroindeno[2,1-c]pyrazole intermediates from 3,4-dihydronaphthalen-2(1H)-one or 1H-inden-2(3H)-one respectively via reaction with an acid chloride in the presence of base followed by reaction with hydrazine hydrate.

[0135] FIG. 8 depicts a method of preparing certain di-substituted compounds of the present invention. β -Keto aldehydes derived from chalcone epoxides by Lewis acid-catalyzed rearrangement are reacted with hydrazine hydrate to give di-substituted pyrazoles. These are reacted with the sulfonate esters described in FIG. 3 to give di-substituted compounds of Formula Ia as mixtures of regioisomers.

[0136] FIG. 9 depicts a general method of preparing compounds of the present invention. Starting from 4-(hydroxymethyl)cyclohexanecarboxylic acid the acid group is esterified and the alcohol is protected with a benzyl group. Next, the ester is reduced and reoxidized to the aldehyde. The aldehyde undergoes reductive amination to give a Boc-protected hydrazine which is subsequently deprotected and then coupled with an aldehyde to give an imine. This is reacted with a nitroalkene in the presence of base to form the pyrazole ring. Next, the benzyl protecting group is removed reductively, the alcohol is reacted with tert-butyl 2-diazoacetate in the presence of rhodium acetate to give the 2-tert-butoxy-2-oxoethoxy derivative which is finally converted to a compound of Formula Ia by treatment with acid.

DETAILED DESCRIPTION OF THE INVENTION

Definitions

[0137] For clarity and consistency, the following definitions will be used throughout this patent document.

[0138] The term “agonists” is intended to mean moieties that interact and activate the receptor, such as, the PGI₂ receptor and initiate a physiological or pharmacological response characteristic of that receptor. For example, when moieties activate the intracellular response upon binding to the receptor, or enhance GTP binding to membranes.

[0139] The term “contact or contacting” is intended to mean bringing the indicated moieties together, whether in an in vitro system or an in vivo system. Thus, “contacting” a PGI₂ receptor with a compound of the invention includes the administration of a compound of the present invention to an individual, preferably a human, having a PGI₂ receptor, as well as, for example, introducing a compound of the invention into a sample containing a cellular or more purified preparation containing a PGI₂ receptor.

[0140] The term “hydrate” as used herein means a compound of the invention or a salt thereof, that further includes a stoichiometric or non-stoichiometric amount of water bound by non-covalent intermolecular forces.

[0141] The terms “including” and “such as” are illustrative and not limitative.

[0142] The term “in need of treatment” and the term “in need thereof,” when referring to treatment are used interchangeably to mean a judgment made by a caregiver (e.g. physician, nurse, nurse practitioner, etc. in the case of humans; veterinarian in the case of animals, including non-human mammals) that an individual or animal requires or will benefit from treatment. This judgment is made based on a variety of factors that are in the realm of a caregiver's expertise, but that includes the knowledge that the individual or animal is ill, or will become ill, as the result of a disease, condition or disorder that is treatable by the compounds of the invention. Accordingly, the compounds of the invention can be used in a protective or preventive manner; or compounds of the invention can be used to alleviate, inhibit or ameliorate the disease, condition or disorder.

[0143] The term “individual” is intended to mean any animal, including mammals, preferably mice, rats, other rodents, rabbits, dogs, cats, swine, cattle, sheep, horses, or primates and most preferably humans.

[0144] The term “modulate or modulating” is intended to mean an increase or decrease in the amount, quality, response or effect of a particular activity, function or molecule.

[0145] The term “pharmaceutical composition” is intended to mean a composition comprising at least one active ingredient; including but not limited to, salts, solvates and hydrates of compounds of the present invention; whereby the composition is amenable to investigation for a specified, efficacious outcome in a mammal (for example, without limitation, a human). Those of ordinary skill in the art will understand and appreciate the techniques appropriate for determining whether an active ingredient has a desired efficacious outcome based upon the needs of the artisan.

[0146] The term “solvate” as used herein means a compound of the invention or a salt, thereof, that further includes a stoichiometric or non-stoichiometric amount of a solvent bound by non-covalent intermolecular forces. Preferred solvents are volatile, non-toxic, and/or acceptable for administration to humans in trace amounts.

[0147] The term “therapeutically effective amount” is intended to mean the amount of active compound or pharmaceutical agent that elicits the biological or medicinal response in a tissue, system, animal, individual or human that is being sought by a researcher, veterinarian, medical doctor or other clinician or caregiver; or in an individual, which includes one or more of the following:

[0148] (1) Preventing the disease; for example, preventing a disease, condition or disorder in an individual that may be predisposed to the disease, condition or disorder but does not yet experience or display the pathology or symptomatology of the disease;

[0149] (2) Inhibiting the disease; for example, inhibiting a disease, condition or disorder in an individual that is experiencing or displaying the pathology or symptomatology of the disease, condition or disorder (i.e., arresting further development of the pathology and/or symptomatology); and

[0150] (3) Ameliorating the disease; for example, ameliorating a disease, condition or disorder in an individual that is experiencing or displaying the pathology or symptomatology of the disease, condition or disorder (i.e., reversing the pathology and/or symptomatology).

Chemical Group, Moiety or Radical

[0151] The term “AD-mix- α ” is intended to mean a mixture of potassium osmate, potassium ferricyanide, potassium carbonate and hydroquinine 1,4-phthalazinediyl diether.

[0152] The term “AD-mix- β ” is intended to mean a mixture of potassium osmate, potassium ferricyanide, potassium carbonate and hydroquinidine 1,4-phthalazinediyl diether.

[0153] The term “C₁-C₆ alkoxy” is intended to mean a C₁-C₆ alkyl radical, as defined herein, attached directly to an oxygen atom. Some embodiments are 1 to 5 carbons; some embodiments are 1 to 4 carbons; some embodiments are 1 to 3 carbons; and some embodiments are 1 or 2 carbons. Examples include methoxy, ethoxy, n-propoxy, isopropoxy, n-butoxy, t-butoxy, isobutoxy, sec-butoxy and the like.

[0154] The term “C₁-C₆ alkyl” is intended to mean a straight or branched carbon radical containing 1 to 6 carbons. Some embodiments are 1 to 5 carbons. Some embodiments are 1 to 4 carbons. Some embodiments are 1 to 3 carbons. Some embodiments are 1 or 2 carbons. Some embodiments are 1 carbon. Examples of an alkyl include, but are not limited to, methyl, ethyl, n-propyl, isopropyl, n-butyl, sec-butyl, isobutyl, t-butyl, pentyl, isopentyl, t-pentyl, neo-pentyl, 1-methylbutyl [i.e., —CH(CH₃)CH₂CH₂CH₃], 2-methylbutyl [i.e., —CH₂CH(CH₃)CH₂CH₃], n-hexyl and the like.

[0155] The term “C₁-C₆ alkylsulfinyl” is intended to mean a C₁-C₆ alkyl radical attached to the sulfur of a sulfoxide radical having the formula: —S(O)— wherein the alkyl radical has the same definition as described herein. Examples include, but are not limited to, methylsulfinyl, ethylsulfinyl, n-propylsulfinyl, isopropylsulfinyl, n-butylsulfinyl, sec-butylsulfinyl, isobutylsulfinyl, t-butylsulfinyl, and the like.

[0156] The term “C₁-C₆ alkylsulfonyl” is intended to mean a C₁-C₆ alkyl radical attached to the sulfur of a sulfone radical having the formula: —S(O)₂— wherein the alkyl radical has the same definition as described herein. Examples include, but are not limited to, methylsulfonyl, ethylsulfonyl, n-propylsulfonyl, isopropylsulfonyl, n-butylsulfonyl, sec-butylsulfonyl, isobutylsulfonyl, t-butylsulfonyl, and the like.

[0157] The term “C₁-C₆ alkylthio” is intended to mean a C₁-C₆ alkyl radical attached to a sulfur atom (i.e., —S—) wherein the alkyl radical has the same definition as described

herein. Examples include, but are not limited to, methylsulfonyl (i.e., CH₃S—), ethylsulfonyl, n-propylsulfonyl, isopropylsulfonyl, n-butylsulfonyl, sec-butylsulfonyl, iso-butylsulfonyl, t-butylsulfonyl, and the like.

[0158] The term “amino” is intended to mean the group —NH₂.

[0159] The term “aryl” is intended to mean an aromatic ring radical containing 6 to 10 ring carbons. Examples include phenyl and naphthyl. In some embodiments aryl is intended to mean phenyl.

[0160] The term “carboxamide” is intended to mean the group —CONH₂.

[0161] The term “cyano” is intended to mean the group —CN.

[0162] The term “C₃-C₇ cycloalkyl” is intended to mean a saturated ring radical containing 3 to 7 carbons. Some embodiments contain 3 to 6 carbons. Some embodiments contain 3 to 5 carbons. Some embodiments contain 5 to 7 carbons. Some embodiments contain 3 to 4 carbons. Examples include cyclopropyl, cyclobutyl, cyclopentyl, cyclohexyl, cycloheptyl and the like.

[0163] The term “C₁-C₆ haloalkyl” is intended to mean a C₁-C₆ alkyl group, defined herein, wherein the alkyl is substituted with one halogen up to fully substituted and a fully substituted C₁-C₆ haloalkyl can be represented by the formula C_nL_{2n+1} wherein L is a halogen and “n” is 1, 2, 3, 4, 5 or 6. When more than one halogen is present then they may be the same or different and selected from the group consisting of F, Cl, Br and I, preferably F. Some embodiments are 1 to 5 carbons, some embodiments are 1 to 4 carbons, some embodiments are 1 to 3 carbons, and some embodiments are 1 or 2 carbons. Examples of haloalkyl groups include, but are not limited to, fluoromethyl, difluoromethyl, trifluoromethyl, chlorodifluoromethyl, 2,2,2-trifluoroethyl, pentafluoroethyl and the like.

[0164] The term “halogen” or “halo” is intended to mean to a fluoro, chloro, bromo or iodo group.

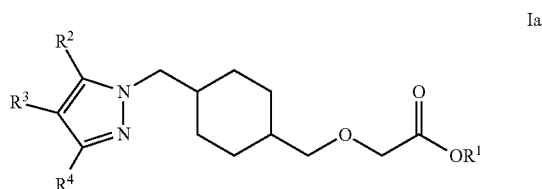
[0165] The term “heteroaryl” is intended to mean an aromatic ring system containing 5 to 14 aromatic ring atoms that may be a single ring, two fused rings or three fused rings wherein at least one aromatic ring atom is a heteroatom selected from, but not limited to, the group consisting of O, S and N wherein the N can be optionally substituted with H, C₁-C₄ acyl or C₁-C₄ alkyl. Some embodiments contain 5 to 6 ring atoms for example furanyl, thienyl, pyrrolyl, imidazolyl, oxazolyl, thiazolyl, isoxazolyl, pyrazolyl, isothiazolyl, oxadiazolyl, triazolyl, thiadiazolyl, pyridinyl, pyrazinyl, pyrimidinyl, pyridazinyl, triazinyl and the like. Some embodiments contain 8 to 14 ring atoms for example carbazolyl, quinolinyl, quinolinyl, isoquinolinyl, cinnolinyl, phthalazinyl, quinazolinyl, quinoxalinyl, triazinyl, indolyl, isoindolyl, indazolyl, indolizynyl, purinyl, naphthyridinyl, pteridinyl, carbazolyl, acridinyl, phenazinyl, phenothiazinyl, phenoxazinyl, benzoxazolyl, benzothiazolyl, 1H-benzimidazolyl, imidazopyridinyl, benzothienyl, benzofuranyl, isobenzofuran and the like.

[0166] The term “hydroxyl” or “hydroxy” is intended to mean the group —OH.

[0167] The term “MP-carbonate” is intended to mean macroporous triethylammonium methylpolystyrene carbonate.

Compounds of the Invention:

[0168] One aspect of the present invention pertains to certain compounds as shown in Formula Ia:



[0169] and pharmaceutically acceptable salts, solvates and hydrates thereof; wherein R¹, R², R³ and R⁴ have the same definitions as described herein, supra and infra.

[0170] It is appreciated that certain features of the invention, which are, for clarity, described in the context of separate embodiments, may also be provided in combination in a single embodiment. Conversely, various features of the invention, which are, for brevity, described in the context of a single embodiment, may also be provided separately or in any suitable subcombination. All combinations of the embodiments pertaining to the chemical groups represented by the variables (e.g., R¹, R², R³ and R⁴) contained within the generic chemical formulae described herein, for example, Ia, Ic, Ie, Ig, Ii, etc., are specifically embraced by the present invention just as if each and every combination was individually explicitly recited, to the extent that such combinations embrace compounds that result in stable compounds (i.e., compounds that can be isolated, characterized and tested for biological activity). In addition, all subcombinations of the chemical groups listed in the embodiments describing such variables, as well as all subcombinations of uses and medical indications described herein, are also specifically embraced by the present invention just as if each and every subcombination of chemical groups and subcombination of uses and medical indications was individually and explicitly recited herein.

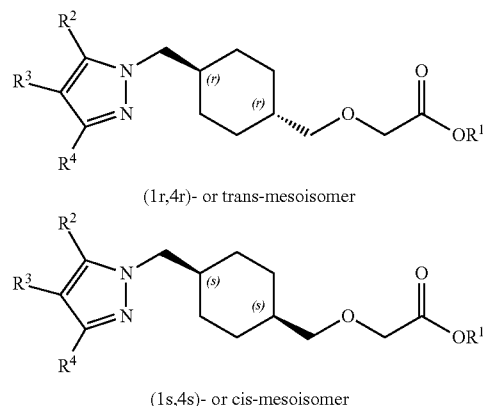
[0171] As used herein, “substituted” indicates that at least one hydrogen atom of the chemical group is replaced by a non-hydrogen substituent or group, the non-hydrogen substituent or group can be monovalent or divalent. When the substituent or group is divalent, then it is understood that this group is further substituted with another substituent or group. When a chemical group herein is “substituted” it may have up to the full valance of substitution; for example, a methyl group can be substituted by 1, 2, or 3 substituents, a methylene group can be substituted by 1 or 2 substituents, a phenyl group can be substituted by 1, 2, 3, 4, or 5 substituents, a naphthyl group can be substituted by 1, 2, 3, 4, 5, 6, or 7 substituents and the like. Likewise, “substituted with one or more substituents” refers to the substitution of a group with one substituent up to the total number of substituents physically allowed by the group. Further, when a group is substituted with more than one group they can be identical or they can be different.

[0172] Compounds of the invention can also include tautomeric forms, such as keto-enol tautomers and the like. Tautomeric forms can be in equilibrium or sterically locked into one form by appropriate substitution. It is understood that the various tautomeric forms are within the scope of the compounds of the present invention.

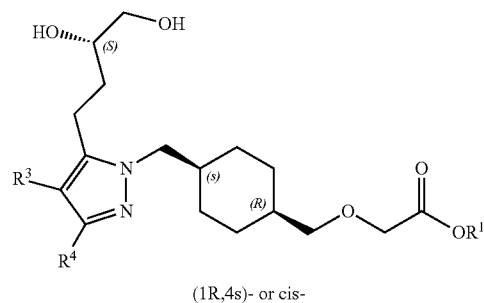
[0173] Compounds of the invention can also include all isotopes of atoms occurring in the intermediates and/or final compounds. Isotopes include those atoms having the same atomic number but different mass numbers. For example, isotopes of hydrogen include deuterium and tritium.

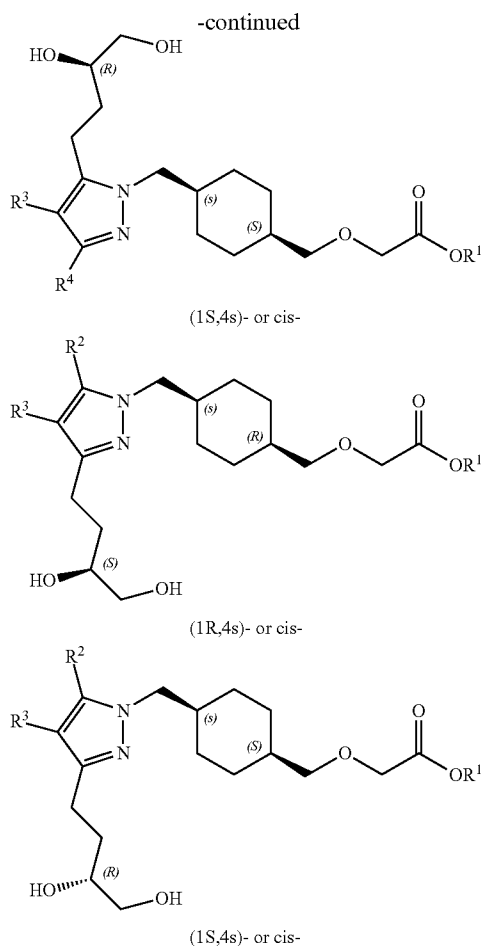
[0174] It is understood and appreciated that compounds of Formula Ia and formulae related thereto may have one or more chiral centers and therefore can exist as enantiomers and/or diastereoisomers. The invention is understood to extend to and embrace all such enantiomers, diastereoisomers and mixtures thereof, including but not limited to racemates. It is understood that compounds of Formula Ia and formulae used throughout this disclosure are intended to represent all individual enantiomers and mixtures thereof, unless stated or shown otherwise.

[0175] It is understood and appreciated that compounds of Formula Ia exist as meso isomers. Such meso isomers may be referred to as cis and trans. Certain cis meso isomers of compounds of Formula Ia are named herein using the prefix (1s,4s) and certain trans meso isomers of compounds of Formula Ia are named herein using the prefix (1r,4r) as shown below.

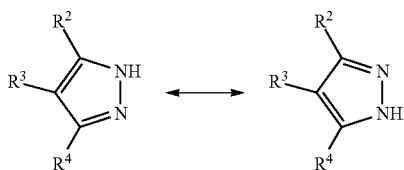


[0176] It is further understood and appreciated that certain compounds of Formula Ia bear a 3,4-dihydroxybutyl substituent on the pyrazole ring. When the absolute stereochemistry of the dihydroxybutyl group is (S) then certain cis compounds of Formula Ia are named herein using the prefix (1R,4s). When the absolute stereochemistry of the dihydroxybutyl group is (R) then certain cis compounds of Formula Ia are named herein using the prefix (1S,4s) as shown below.





[0177] It is well understood and appreciated in the art that pyrazoles can exist in various tautomeric forms. Two possible tautomeric forms of certain intermediates useful in the preparation of compounds of the present invention are illustrated below:



[0178] It is further understood that tautomeric forms can also have corresponding nomenclature for each represented tautomer. The present invention includes all tautomers and the various nomenclature designations.

[0179] The Group R¹:

[0180] In some embodiments, R¹ is selected from: H and C₁-C₆ alkyl.

[0181] In some embodiments, R¹ is H.

[0182] In some embodiments, R¹ is C₁-C₆ alkyl.

[0183] In some embodiments, R¹ is methyl.

[0184] The Group R²:

[0185] In some embodiments, R² is selected from: H, C₁-C₆ alkoxy, C₁-C₆ alkyl, C₁-C₆ alkylsulfinyl, C₁-C₆ alkylsulfonyl, C₁-C₆ alkylthio, aryl and C₃-C₇ cycloalkyl; wherein said C₁-C₆ alkoxy, C₁-C₆ alkyl, C₁-C₆ alkylsulfinyl, C₁-C₆ alkylsulfonyl, C₁-C₆ alkylthio, aryl and C₃-C₇ cycloalkyl are each optionally substituted with one or more groups selected from: C₁-C₆ alkoxy, C₁-C₆ alkyl, C₁-C₆ alkylsulfinyl, C₁-C₆ alkylsulfonyl, C₁-C₆ alkylthio, amino, carboxamide, cyano, halogen and hydroxy.

[0186] In some embodiments, R² is selected from: H, C₁-C₆ alkoxy, C₁-C₆ alkyl, C₁-C₆ alkylsulfinyl, C₁-C₆ alkylsulfonyl, C₁-C₆ alkylthio, aryl and C₃-C₇ cycloalkyl; wherein said C₁-C₆ alkoxy, C₁-C₆ alkyl, C₁-C₆ alkylsulfinyl, C₁-C₆ alkylsulfonyl, C₁-C₆ alkylthio, aryl and C₃-C₇ cycloalkyl are each optionally substituted with one or more groups selected from: amino, carboxamide, chloro, cyano, ethoxy, fluoro, hydroxy, methoxy, methyl, methylsulfinyl, methylsulfonyl and methylthio.

[0187] In some embodiments, R² is selected from: H, butyl, cyclopropyl, ethoxy, ethyl, ethylsulfinyl, ethylthio, isopropyl, methoxy, methyl, methylsulfinyl, methylsulfonyl, methylthio, phenyl, propyl and propylthio; wherein said butyl, cyclopropyl, ethoxy, ethyl, ethylsulfinyl, ethylthio, isopropyl, methoxy, methyl, methylsulfinyl, methylsulfonyl, methylthio, phenyl, propyl and propylthio are each optionally substituted with one or more groups selected from: amino, carboxamide, chloro, cyano, ethoxy, fluoro, hydroxy, methoxy, methyl, methylsulfinyl, methylsulfonyl and methylthio.

[0188] In some embodiments, R² is selected from: H, 2-(methylsulfinyl)ethyl, 2-(methylsulfonyl)ethyl, 2-(methylthio)ethyl, 2,3-difluorophenyl, 2-aminoethylthio, 2-amino-2-oxoethoxy, 2-cyanoethyl, 2-ethoxyethylthio, 2-fluoro-4-methoxyphenyl, 2-fluorophenyl, 2-hydroxyethyl, 2-hydroxyethylsulfinyl, 2-hydroxyethylthio, 2-methoxyethyl, 2-methoxyethylthio, 3,4-difluorophenyl, 3,4-dihydroxybutyl, 3-chloro-2-fluorophenyl, 3-fluoro-5-methoxyphenyl, 3-fluorophenyl, 3-hydroxypropyl, 3-hydroxypropylthio, 3-methoxyphenyl, 4-chloro-3-fluorophenyl, 4-chlorophenyl, 4-fluorophenyl, 4-methoxyphenyl, cyanomethoxy, cyanomethylthio, cyclopropyl, ethoxy, ethyl, ethylthio, isopropyl, methyl, methylsulfinyl, methylsulfonyl, methylthio, m-tolyl, n-propyl, phenyl and trifluoromethyl.

[0189] In some embodiments, R² is selected from: H, 2-(methylsulfinyl)ethyl, 2-(methylsulfonyl)ethyl, 2-(methylthio)ethyl, 2,3-difluorophenyl, 2-aminoethylthio, 2-amino-2-oxoethoxy, 2-cyanoethyl, 2-ethoxyethylthio, 2-fluoro-4-methoxyphenyl, 2-fluorophenyl, 2-hydroxyethyl, 2-hydroxyethylsulfinyl, 2-hydroxyethylthio, 2-methoxyethyl, 2-methoxyethylthio, 3,4-difluorophenyl, 3,4-dihydroxybutyl, 3-chloro-2-fluorophenyl, 3-fluoro-5-methoxyphenyl, 3-fluorophenyl, 3-hydroxypropyl, 3-hydroxypropylthio, 3-methoxyphenyl, 4-chloro-3-fluorophenyl, 4-chlorophenyl, 4-fluorophenyl, 4-methoxyphenyl, cyanomethoxy, cyanomethylthio, cyclopropyl, ethoxy, ethyl, ethylthio, isopropyl, methyl, methylsulfinyl, methylsulfonyl, methylthio, m-tolyl, n-propyl, phenyl, p-tolyl and trifluoromethyl.

[0190] In some embodiments, R² is H.

[0191] In some embodiments, R² is 2-(methylsulfinyl)ethyl.

[0192] In some embodiments, R² is 2-(methylsulfonyl)ethyl.

- [0193] In some embodiments, R² is 2-(methylthio)ethyl.
- [0194] In some embodiments, R² is 2,3-difluorophenyl.
- [0195] In some embodiments, R² is 2-aminoethylthio.
- [0196] In some embodiments, R² is 2-amino-2-oxoethoxy.
- [0197] In some embodiments, R² is 2-cyanoethyl.
- [0198] In some embodiments, R² is 2-ethoxyethylthio.
- [0199] In some embodiments, R² is 2-fluoro-4-methoxyphenyl.
- [0200] In some embodiments, R² is 2-fluorophenyl.
- [0201] In some embodiments, R² is 2-hydroxyethyl.
- [0202] In some embodiments, R² is 2-hydroxyethylsulfanyl.
- [0203] In some embodiments, R² is 2-hydroxyethylthio.
- [0204] In some embodiments, R² is 2-methoxyethyl.
- [0205] In some embodiments, R² is 2-methoxyethylthio.
- [0206] In some embodiments, R² is 3,4-difluorophenyl.
- [0207] In some embodiments, R² is 3,4-dihydroxybutyl.
- [0208] In some embodiments, R² is 3-chloro-2-fluorophenyl.
- [0209] In some embodiments, R² is 3-fluoro-5-methoxyphenyl.
- [0210] In some embodiments, R² is 3-fluorophenyl.
- [0211] In some embodiments, R² is 3-hydroxypropyl.
- [0212] In some embodiments, R² is 3-hydroxypropylthio.
- [0213] In some embodiments, R² is 3-methoxyphenyl.
- [0214] In some embodiments, R² is 4-chloro-3-fluorophenyl.
- [0215] In some embodiments, R² is 4-chlorophenyl.
- [0216] In some embodiments, R² is 4-fluorophenyl.
- [0217] In some embodiments, R² is 4-chlorophenyl.
- [0218] In some embodiments, R² is 4-chlorophenyl.
- [0219] In some embodiments, R² is 4-methoxyphenyl.
- [0220] In some embodiments, R² is cyanomethoxy.
- [0221] In some embodiments, R² is 4-chlorophenyl.
- [0222] In some embodiments, R² is cyanomethylthio.
- [0223] In some embodiments, R² is cyclopropyl.
- [0224] In some embodiments, R² is ethoxy.
- [0225] In some embodiments, R² is ethyl.
- [0226] In some embodiments, R² is ethylthio.
- [0227] In some embodiments, R² is isopropyl.
- [0228] In some embodiments, R² is methyl.
- [0229] In some embodiments, R² is methylsulfanyl.
- [0230] In some embodiments, R² is methyl.
- [0231] In some embodiments, R² is methylsulfonyl.
- [0232] In some embodiments, R² is methylthio.
- [0233] In some embodiments, R² is m-tolyl.
- [0234] In some embodiments, R² is n-propyl.
- [0235] In some embodiments, R² is phenyl.
- [0236] In some embodiments, R² is p-tolyl.
- [0237] In some embodiments, R² is trifluoromethyl.
- [0238] The Group R³:
- [0239] In some embodiments, R³ is selected from: C₁-C₆ alkyl, aryl and heteroaryl; wherein said C₁-C₆ alkyl, aryl and heteroaryl are each optionally substituted with one or more groups selected from: C₁-C₆ alkoxy, C₁-C₆ alkyl, aryl, cyano, C₁-C₆ haloalkyl, halogen and hydroxy.
- [0240] In some embodiments, R³ is selected from: C₁-C₆ alkyl, aryl and heteroaryl; wherein said C₁-C₆ alkyl, aryl and heteroaryl are each optionally substituted with one or more groups selected from: chloro, cyano, ethoxy, fluoro, hydroxy, isopropoxy, methoxy, methyl, phenyl and trifluoromethyl.
- [0241] In some embodiments, R³ is selected from: furan-2-yl, methyl, phenyl, pyridin-3-yl, pyridin-4-yl, thiophen-2-yl and thiophen-3-yl; wherein said furan-2-yl, methyl, phenyl, pyridin-3-yl, pyridin-4-yl, thiophen-2-yl and thiophen-3-yl are each optionally substituted with one or more groups selected from: chloro, cyano, ethoxy, fluoro, hydroxy, isopropoxy, methoxy, methyl, phenyl and trifluoromethyl.
- [0242] In some embodiments, R³ is selected from: 2,3-difluorophenyl, 2,4-difluorophenyl, 2,5-difluorophenyl, 2-chlorophenyl, 2-fluoro-3-hydroxyphenyl, 2-fluoro-3-methoxyphenyl, 2-fluoro-3-methylphenyl, 2-fluoro-4-methylphenyl, 2-fluorophenyl, 2-methoxyphenyl, 2-methoxypyridin-4-yl, 3-(trifluoromethyl)phenyl, 3,4-difluorophenyl, 3-chloro-2-fluorophenyl, 3-chloro-4-fluorophenyl, 3-chlorophenyl, 3-fluoro-5-methoxyphenyl, 3-fluoro-5-methylphenyl, 3-fluorophenyl, 3-hydroxyphenyl, 3-isopropoxyphenyl, 3-methoxyphenyl, 4-chlorophenyl, 4-fluorophenyl, 4-methoxyphenyl, 5-cyano-2-fluorophenyl, 5-fluoropyridin-3-yl, 5-methoxypyridin-3-yl, 5-methylthiophen-2-yl, 6-methoxypyridin-3-yl, benzhydryl, furan-2-yl, m-tolyl, phenyl, p-tolyl, thiophen-2-yl and thiophen-3-yl.
- [0243] In some embodiments, R³ is 2,3-difluorophenyl.
- [0244] In some embodiments, R³ is 2,4-difluorophenyl.
- [0245] In some embodiments, R³ is 2,5-difluorophenyl.
- [0246] In some embodiments, R³ is 2-chlorophenyl.
- [0247] In some embodiments, R³ is 2-fluoro-3-hydroxyphenyl.
- [0248] In some embodiments, R³ is 2-fluoro-3-methoxyphenyl.
- [0249] In some embodiments, R³ is 2-fluoro-3-methylphenyl.
- [0250] In some embodiments, R³ is 2-fluoro-4-methylphenyl.
- [0251] In some embodiments, R³ is 2-fluorophenyl.
- [0252] In some embodiments, R³ is 2-methoxyphenyl.
- [0253] In some embodiments, R³ is 2-methoxypyridin-4-yl.
- [0254] In some embodiments, R³ is 3-(trifluoromethyl)phenyl.
- [0255] In some embodiments, R³ is 3,4-difluorophenyl.
- [0256] In some embodiments, R³ is 3-chloro-2-fluorophenyl.
- [0257] In some embodiments, R³ is 3-chloro-4-fluorophenyl.
- [0258] In some embodiments, R³ is 3-chlorophenyl.
- [0259] In some embodiments, R³ is 3-fluoro-5-methoxyphenyl.
- [0260] In some embodiments, R³ is 3-fluoro-5-methylphenyl.
- [0261] In some embodiments, R³ is 3-fluorophenyl.
- [0262] In some embodiments, R³ is 3-hydroxyphenyl.
- [0263] In some embodiments, R³ is 3-isopropoxyphenyl.
- [0264] In some embodiments, R³ is 3-methoxyphenyl.
- [0265] In some embodiments, R³ is 4-chlorophenyl.
- [0266] In some embodiments, R³ is 4-fluorophenyl.
- [0267] In some embodiments, R³ is 4-methoxyphenyl.
- [0268] In some embodiments, R³ is 5-cyano-2-fluorophenyl.
- [0269] In some embodiments, R³ is 5-fluoropyridin-3-yl.
- [0270] In some embodiments, R³ is 5-methoxypyridin-3-yl.
- [0271] In some embodiments, R³ is 5-methylthiophen-2-yl.
- [0272] In some embodiments, R³ is 6-methoxypyridin-3-yl.
- [0273] In some embodiments, R³ is benzhydryl, furan-2-yl.
- [0274] In some embodiments, R³ is m-tolyl.
- [0275] In some embodiments, R³ is phenyl.

- [0276] In some embodiments, R³ is p-tolyl.
- [0277] In some embodiments, R³ is thiophen-2-yl.
- [0278] In some embodiments, R³ is thiophen-3-yl.
- [0279] The Group R⁴:
- [0280] In some embodiments, R⁴ is H, C₁-C₆ alkoxy, C₁-C₆ alkyl, C₁-C₆ alkylthio, aryl and C₃-C₇ cycloalkyl; wherein said C₁-C₆ alkoxy, C₁-C₆ alkyl, C₁-C₆ alkylthio, aryl and C₃-C₇ cycloalkyl are each optionally substituted with one or more groups selected from: C₁-C₆ alkoxy, C₁-C₆ alkyl, carboxamide, cyano, halogen and hydroxy.
- [0281] In some embodiments, R⁴ is selected from: H, C₁-C₆ alkoxy, C₁-C₆ alkyl, C₁-C₆ alkylthio, aryl and C₃-C₇ cycloalkyl; wherein said C₁-C₆ alkoxy, C₁-C₆ alkyl, C₁-C₆ alkylthio, aryl and C₃-C₇ cycloalkyl are each optionally substituted with one or more groups selected from: carboxamide, chloro, cyano, ethoxy, fluoro, hydroxy, methoxy, methyl and trifluoromethyl.
- [0282] In some embodiments, R⁴ is selected from: H, butyl, cyclopropyl, ethyl, ethylthio, isopropyl, methoxy, methyl, methylthio, phenyl and propyl; wherein said butyl, cyclopropyl, ethyl, ethylthio, isopropyl, methoxy, methyl, methylthio, phenyl and propyl are each optionally substituted with one or more groups selected from: carboxamide, chloro, cyano, ethoxy, fluoro, hydroxy, methoxy, methyl and trifluoromethyl.
- [0283] In some embodiments, R⁴ is selected from: H, 2,3-difluorophenyl, 2,4-difluorophenyl, 2-amino-2-oxoethoxy, 2-cyanoethyl, 2-ethoxyethylthio, 2-fluoro-4-methoxyphenyl, 2-fluoro-4-methylphenyl, 2-fluorophenyl, 2-hydroxyethylthio, 2-methoxyethyl, 2-methoxyethylthio, 3,4-difluorophenyl, 3,4-dihydroxybutyl, 3-chloro-2-fluorophenyl, 3-chlorophenyl, 3-fluoro-5-methoxyphenyl, 3-fluorophenyl, 3-methoxyphenyl, 4-chloro-2-fluorophenyl, 4-chloro-3-fluorophenyl, 4-chlorophenyl, 4-fluorophenyl, 4-hydroxyphenyl, 4-methoxyphenyl, cyanomethylthio, cyclopropyl, ethyl, isopropyl, methyl, methylthio, m-tolyl, n-propyl, phenyl, p-tolyl and trifluoromethyl.
- [0284] In some embodiments, R⁴ is selected from: H, 2,3-difluorophenyl, 2,4-difluorophenyl, 2-amino-2-oxoethoxy, 2-cyanoethyl, 2-ethoxyethylthio, 2-fluoro-4-methoxyphenyl, 2-fluoro-4-methylphenyl, 2-fluorophenyl, 2-hydroxyethyl, 2-hydroxyethylthio, 2-methoxyethyl, 2-methoxyethylthio, 3,4-difluorophenyl, 3,4-dihydroxybutyl, 3-chloro-2-fluorophenyl, 3-chlorophenyl, 3-fluoro-5-methoxyphenyl, 3-fluorophenyl, 3-hydroxypropyl, 3-methoxyphenyl, 4-chloro-2-fluorophenyl, 4-chloro-3-fluorophenyl, 4-chlorophenyl, 4-fluorophenyl, 4-hydroxyphenyl, 4-methoxyphenyl, cyanomethylthio, cyclopropyl, ethyl, isopropyl, methyl, methylthio, m-tolyl, n-propyl, phenyl, p-tolyl and trifluoromethyl.
- [0285] In some embodiments, R⁴ is H.
- [0286] In some embodiments, R⁴ is 2,3-difluorophenyl.
- [0287] In some embodiments, R⁴ is 2,4-difluorophenyl.
- [0288] In some embodiments, R⁴ is 2-amino-2-oxoethoxy.
- [0289] In some embodiments, R⁴ is 2-cyanoethyl.
- [0290] In some embodiments, R⁴ is 2-ethoxyethylthio.
- [0291] In some embodiments, R⁴ is 2-fluoro-4-methoxyphenyl.
- [0292] In some embodiments, R⁴ is 2-fluoro-4-methylphenyl.
- [0293] In some embodiments, R⁴ is 2-fluorophenyl.
- [0294] In some embodiments, R⁴ is 2-hydroxyethyl.
- [0295] In some embodiments, R⁴ is 2-hydroxyethylthio.
- [0296] In some embodiments, R⁴ is 2-methoxyethyl.
- [0297] In some embodiments, R⁴ is 2-methoxyethylthio.
- [0298] In some embodiments, R⁴ is 3,4-difluorophenyl.
- [0299] In some embodiments, R⁴ is 3,4-dihydroxybutyl.
- [0300] In some embodiments, R⁴ is 3-chloro-2-fluorophenyl.
- [0301] In some embodiments, R⁴ is 3-chlorophenyl.
- [0302] In some embodiments, R⁴ is 3-fluoro-5-methoxyphenyl.
- [0303] In some embodiments, R⁴ is 3-fluorophenyl.
- [0304] In some embodiments, R⁴ is 3-hydroxypropyl.
- [0305] In some embodiments, R⁴ is 3-methoxyphenyl.
- [0306] In some embodiments, R⁴ is 4-chloro-2-fluorophenyl.
- [0307] In some embodiments, R⁴ is 4-chloro-3-fluorophenyl.
- [0308] In some embodiments, R⁴ is 4-chlorophenyl.
- [0309] In some embodiments, R⁴ is 4-fluorophenyl.
- [0310] In some embodiments, R⁴ is 4-hydroxyphenyl.
- [0311] In some embodiments, R⁴ is 4-methoxyphenyl.
- [0312] In some embodiments, R⁴ is cyanomethylthio.
- [0313] In some embodiments, R⁴ is cyclopropyl.
- [0314] In some embodiments, R⁴ is ethyl.
- [0315] In some embodiments, R⁴ is isopropyl.
- [0316] In some embodiments, R⁴ is methyl.
- [0317] In some embodiments, R⁴ is methylthio.
- [0318] In some embodiments, R⁴ is m-tolyl.
- [0319] In some embodiments, R⁴ is n-propyl.
- [0320] In some embodiments, R⁴ is phenyl.
- [0321] In some embodiments, R⁴ is p-tolyl.
- [0322] In some embodiments, R⁴ is trifluoromethyl.
- [0323] Certain Combinations of the Present Invention:
- [0324] In some embodiments, R², R³, and R⁴ are each independently selected from: H, C₁-C₆ alkoxy, C₁-C₆ alkyl, C₁-C₆ alkylsulfanyl, C₁-C₆ alkylsulfonfyl, C₁-C₆ alkylthio, aryl, C₃-C₇ cycloalkyl and heteroaryl; wherein said C₁-C₆ alkoxy, C₁-C₆ alkyl, C₁-C₆ alkylsulfanyl, C₁-C₆ alkylsulfonfyl, C₁-C₆ alkylthio, aryl, C₃-C₇ cycloalkyl and heteroaryl are each optionally substituted with one or more groups selected from: C₁-C₆ alkoxy, C₁-C₆ alkyl, C₁-C₆ alkylsulfanyl, C₁-C₆ alkylsulfonfyl, C₁-C₆ alkylthio, aryl, amino, carboxamide, cyano, C₁-C₆ haloalkyl, halogen and hydroxy.
- [0325] In some embodiments, R², R³, and R⁴ are each independently selected from: H, C₁-C₆ alkoxy, C₁-C₆ alkyl, C₁-C₆ alkylsulfanyl, C₁-C₆ alkylsulfonfyl, C₁-C₆ alkylthio, aryl, C₃-C₇ cycloalkyl and heteroaryl; wherein said C₁-C₆ alkoxy, C₁-C₆ alkyl, C₁-C₆ alkylsulfanyl, C₁-C₆ alkylsulfonfyl, C₁-C₆ alkylthio, aryl, C₃-C₇ cycloalkyl and heteroaryl are each optionally substituted with one or more groups selected from: amino, carboxamide, chloro, cyano, ethoxy, fluoro, hydroxy, isopropoxy, methoxy, methyl, methylsulfanyl, methylsulfonfyl, methylthio, phenyl and trifluoromethyl.
- [0326] In some embodiments, R², R³, and R⁴ are each independently selected from: H, butyl, cyclopropyl, ethoxy, ethyl, ethylsulfanyl, ethylthio, furan-2-yl, isopropyl, methoxy, methyl, methylsulfanyl, methylsulfonfyl, methylthio, phenyl, propyl, propylthio, pyridin-3-yl, pyridin-4-yl, thiophen-2-yl and thiophen-3-yl; wherein said butyl, cyclopropyl, ethoxy, ethyl, ethylsulfanyl, ethylthio, furan-2-yl, isopropyl, methoxy, methyl, methylsulfanyl, methylsulfonfyl, methylthio, phenyl, propyl, propylthio, pyridin-3-yl, pyridin-4-yl, thiophen-2-yl and thiophen-3-yl are each optionally substituted with one or more groups selected from: amino, carboxamide, chloro, cyano, ethoxy, fluoro, hydroxy, isopropoxy,

methoxy, methyl, methylsulfinyl, methylsulfonyl, methylthio, phenyl and trifluoromethyl.

[0327] In some embodiments, R^2 , R^3 , and R^4 are each independently selected from: H, 2-(methylsulfinyl)ethyl, 2-(methylsulfonyl)ethyl, 2-(methylthio)ethyl, 2,3-difluorophenyl, 2,4-difluorophenyl, 2,5-difluorophenyl, 2-aminoethylthio, 2-amino-2-oxoethoxy, 2-chlorophenyl, 2-cyanoethyl, 2-ethoxyethylthio, 2-fluoro-3-hydroxyphenyl, 2-fluoro-3-methoxyphenyl, 2-fluoro-3-methylphenyl, 2-fluoro-4-methoxyphenyl, 2-fluoro-4-methylphenyl, 2-fluorophenyl, 2-hydroxyethyl, 2-hydroxyethylsulfinyl, 2-hydroxyethylthio, 2-methoxyethyl, 2-methoxyethylthio, 2-methoxyphenyl, 2-methoxypyridin-4-yl, 3-(trifluoromethyl)phenyl, 3,4-difluorophenyl, 3,4-dihydroxybutyl, 3-chloro-2-fluorophenyl, 3-chloro-4-fluorophenyl, 3-chlorophenyl, 3-fluoro-5-methoxyphenyl, 3-fluoro-5-methylphenyl, 3-fluorophenyl, 3-hydroxyphenyl, 3-hydroxypropyl, 3-hydroxypropylthio, 3-isopropoxyphenyl, 3-methoxyphenyl, 4-chloro-2-fluorophenyl, 4-chloro-3-fluorophenyl, 4-chlorophenyl, 4-fluorophenyl, 4-hydroxyphenyl, 4-methoxyphenyl, 5-cyano-2-fluorophenyl, 5-fluoropyridin-3-yl, 5-methoxypyridin-3-yl, 5-methylthiophen-2-yl, 6-methoxypyridin-3-yl, benzhydryl, cyanomethoxy, cyanomethylthio, cyclopropyl, ethoxy, ethyl, ethylthio, furan-2-yl, isopropyl, methyl, methylsulfinyl, methylsulfonyl, methylthio, m-tolyl, n-propyl, phenyl, p-tolyl, thiophen-2-yl, thiophen-3-yl and trifluoromethyl.

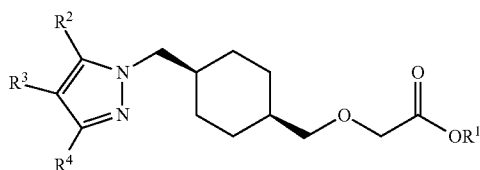
[0328] In some embodiments, R^2 and R^3 together with the pyrazole ring to which they are both attached to form a tricyclic heteroaryl.

[0329] In some embodiments, wherein R^2 and R^3 together with the pyrazole ring to which they are both attached to form 4,5-dihydro-3H-benzo[e]indazol-3-yl or indeno[2,1-c]pyrazol-1(8H)-yl.

[0330] In some embodiments, wherein R^2 and R^3 together with the pyrazole ring to which they are both attached to form 4,5-dihydro-3H-benzo[e]indazol-3-yl.

[0331] In some embodiments, wherein R^2 and R^3 together with the pyrazole ring to which they are both attached to form indeno[2,1-c]pyrazol-1(8H)-yl.

[0332] One aspect of the present invention encompasses certain pyrazole derivatives selected from compounds of Formula Ic and pharmaceutically acceptable salts, solvates and hydrates thereof:



Ic

[0333] wherein:

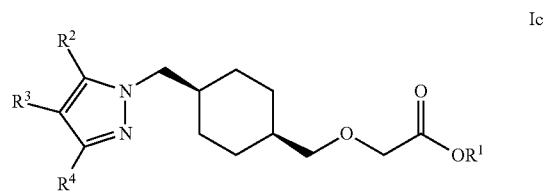
[0334] R^1 is selected from: H and C_1 - C_6 alkyl;

[0335] R^2 is selected from: H, C_1 - C_6 alkoxy, C_1 - C_6 alkyl, C_1 - C_6 alkylsulfinyl, C_1 - C_6 alkylsulfonyl, C_1 - C_6 alkylthio, aryl and C_3 - C_7 cycloalkyl; wherein said C_1 - C_6 alkoxy, C_1 - C_6 alkyl, C_1 - C_6 alkylsulfinyl, C_1 - C_6 alkylsulfonyl, C_1 - C_6 alkylthio, aryl and C_3 - C_7 cycloalkyl are each optionally substituted with one or more groups selected from: C_1 - C_6 alkoxy, C_1 - C_6 alkyl, C_1 - C_6 alkylsulfinyl, C_1 - C_6 alkylsulfonyl, C_1 - C_6 alkylthio, amino, carboxamide, cyano, halogen and hydroxy;

[0336] R^3 is selected from: C_1 - C_6 alkyl, aryl and heteroaryl; wherein said C_1 - C_6 alkyl, aryl and heteroaryl are each optionally substituted with one or more groups selected from: C_1 - C_6 alkoxy, C_1 - C_6 alkyl, aryl, cyano, C_1 - C_6 haloalkyl, halogen and hydroxy; and

[0337] R^4 is selected from: H, C_1 - C_6 alkoxy, C_1 - C_6 alkyl, C_1 - C_6 alkylthio, aryl and C_3 - C_7 cycloalkyl; wherein said C_1 - C_6 alkoxy, C_1 - C_6 alkyl, C_1 - C_6 alkylthio, aryl and C_3 - C_7 cycloalkyl are each optionally substituted with one or more groups selected from: C_1 - C_6 alkoxy, C_1 - C_6 alkyl, carboxamide, cyano, halogen and hydroxy.

[0338] One aspect of the present invention encompasses certain pyrazole derivatives selected from compounds of Formula Ic and pharmaceutically acceptable salts, solvates and hydrates thereof:



Ic

[0339] wherein:

[0340] R^1 is selected from: H and methyl;

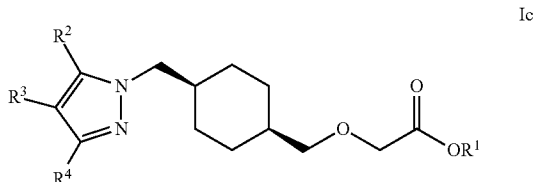
[0341] R^2 is selected from: H, 2-(methylsulfinyl)ethyl, 2-(methylsulfonyl)ethyl, 2-(methylthio)ethyl, 2,3-difluorophenyl, 2-aminoethylthio, 2-amino-2-oxoethoxy, 2-cyanoethyl, 2-ethoxyethylthio, 2-fluoro-4-methoxyphenyl, 2-fluorophenyl, 2-hydroxyethyl, 2-hydroxyethylsulfinyl, 2-hydroxyethylthio, 2-methoxyethyl, 2-methoxyethylthio, 3,4-difluorophenyl, 3,4-dihydroxybutyl, 3-chloro-2-fluorophenyl, 3-fluoro-5-methoxyphenyl, 3-fluorophenyl, 3-hydroxypropyl, 3-hydroxypropylthio, 3-methoxyphenyl, 4-chloro-3-fluorophenyl, 4-chlorophenyl, 4-fluorophenyl, 4-methoxyphenyl, cyanomethoxy, cyanomethylthio, cyclopropyl, ethoxy, ethyl, ethylthio, isopropyl, methyl, methylsulfinyl, methylsulfonyl, methylthio, m-tolyl, n-propyl, phenyl and trifluoromethyl;

[0342] R^3 is selected from: 2,3-difluorophenyl, 2,4-difluorophenyl, 2,5-difluorophenyl, 2-chlorophenyl, 2-fluoro-3-hydroxyphenyl, 2-fluoro-3-methoxyphenyl, 2-fluoro-3-methylphenyl, 2-fluoro-4-methylphenyl, 2-fluorophenyl, 2-methoxyphenyl, 2-methoxypyridin-4-yl, 3-(trifluoromethyl)phenyl, 3,4-difluorophenyl, 3-chloro-2-fluorophenyl, 3-chloro-4-fluorophenyl, 3-chlorophenyl, 3-fluoro-5-methoxyphenyl, 3-fluoro-5-methylphenyl, 3-fluorophenyl, 3-hydroxyphenyl, 3-isopropoxyphenyl, 3-methoxyphenyl, 4-chlorophenyl, 4-fluorophenyl, 4-methoxyphenyl, 5-cyano-2-fluorophenyl, 5-fluoropyridin-3-yl, 5-methoxypyridin-3-yl, 5-methylthiophen-2-yl, 6-methoxypyridin-3-yl, benzhydryl, furan-2-yl, m-tolyl, phenyl, p-tolyl, thiophen-2-yl and thiophen-3-yl; and

[0343] R^4 is selected from: H, 2,3-difluorophenyl, 2,4-difluorophenyl, 2-amino-2-oxoethoxy, 2-cyanoethyl, 2-ethoxyethylthio, 2-fluoro-4-methoxyphenyl, 2-fluoro-4-methylphenyl, 2-fluorophenyl, 2-hydroxyethylthio, 2-methoxyethyl, 2-methoxyethylthio, 3,4-difluorophenyl, 3,4-dihydroxybutyl, 3-chloro-2-fluorophenyl, 3-chlorophenyl, 3-fluoro-5-methoxyphenyl, 3-fluorophenyl, 3-methoxyphenyl, 4-chloro-2-fluorophenyl, 4-chloro-3-fluorophenyl, 4-chlorophenyl, 4-fluorophenyl, 4-hydroxyphenyl, 4-methoxyphe-

nyl, cyanomethylthio, cyclopropyl, ethyl, isopropyl, methyl, methylthio, m-tolyl, n-propyl, phenyl, p-tolyl and trifluoromethyl.

[0344] One aspect of the present invention encompasses certain pyrazole derivatives selected from compounds of Formula Ic and pharmaceutically acceptable salts, solvates and hydrates thereof:



[0345] wherein:

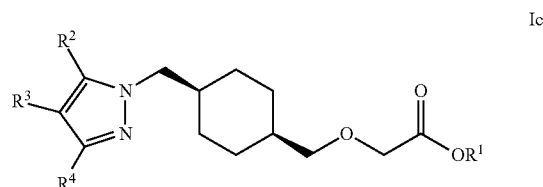
[0346] R¹ is selected from: H and methyl;

[0347] R² is selected from: H, 2-(methylsulfinyl)ethyl, 2-(methylsulfonyl)ethyl, 2-(methylthio)ethyl, 2,3-difluorophenyl, 2-aminoethylthio, 2-amino-2-oxoethoxy, 2-cyanoethyl, 2-ethoxyethylthio, 2-fluoro-4-methoxyphenyl, 2-fluorophenyl, 2-hydroxyethyl, 2-hydroxyethylsulfinyl, 2-hydroxyethylthio, 2-methoxyethyl, 2-methoxyethylthio, 3,4-difluorophenyl, 3,4-dihydroxybutyl, 3-chloro-2-fluorophenyl, 3-fluoro-5-methoxyphenyl, 3-fluorophenyl, 3-hydroxypropyl, 3-hydroxypropylthio, 3-methoxyphenyl, 4-chloro-3-fluorophenyl, 4-chlorophenyl, 4-fluorophenyl, 4-methoxyphenyl, cyanomethoxy, cyanomethylthio, cyclopropyl, ethoxy, ethyl, ethylthio, isopropyl, methyl, methylsulfinyl, methylsulfonyl, methylthio, m-tolyl, n-propyl, phenyl, p-tolyl and trifluoromethyl;

[0348] R³ is selected from: 2,3-difluorophenyl, 2,4-difluorophenyl, 2,5-difluorophenyl, 2-chlorophenyl, 2-fluoro-3-hydroxyphenyl, 2-fluoro-3-methoxyphenyl, 2-fluoro-3-methylphenyl, 2-fluoro-4-methylphenyl, 2-fluorophenyl, 2-methoxyphenyl, 2-methoxypyridin-4-yl, 3-(trifluoromethyl)phenyl, 3,4-difluorophenyl, 3-chloro-2-fluorophenyl, 3-chloro-4-fluorophenyl, 3-chlorophenyl, 3-fluoro-5-methoxyphenyl, 3-fluoro-5-methylphenyl, 3-fluorophenyl, 3-hydroxyphenyl, 3-isopropoxyphenyl, 3-methoxyphenyl, 4-chlorophenyl, 4-fluorophenyl, 4-methoxyphenyl, 5-cyano-2-fluorophenyl, 5-fluoropyridin-3-yl, 5-methoxypyridin-3-yl, 5-methylthiophen-2-yl, 6-methoxypyridin-3-yl, benzhydryl, furan-2-yl, m-tolyl, phenyl, p-tolyl, thiophen-2-yl and thiophen-3-yl; and

[0349] R⁴ is selected from: H, 2,3-difluorophenyl, 2,4-difluorophenyl, 2-amino-2-oxoethoxy, 2-cyanoethyl, 2-ethoxyethylthio, 2-fluoro-4-methoxyphenyl, 2-fluoro-4-methylphenyl, 2-fluorophenyl, 2-hydroxyethyl, 2-hydroxyethylthio, 2-methoxyethyl, 2-methoxyethylthio, 3,4-difluorophenyl, 3,4-dihydroxybutyl, 3-chloro-2-fluorophenyl, 3-chlorophenyl, 3-fluoro-5-methoxyphenyl, 3-fluorophenyl, 3-hydroxypropyl, 3-methoxyphenyl, 4-chloro-2-fluorophenyl, 4-chloro-3-fluorophenyl, 4-chlorophenyl, 4-fluorophenyl, 4-hydroxyphenyl, 4-methoxyphenyl, cyanomethylthio, cyclopropyl, ethyl, isopropyl, methyl, methylthio, m-tolyl, n-propyl, phenyl, p-tolyl and trifluoromethyl.

[0350] One aspect of the present invention encompasses certain pyrazole derivatives selected from compounds of Formula Ic and pharmaceutically acceptable salts, solvates and hydrates thereof:



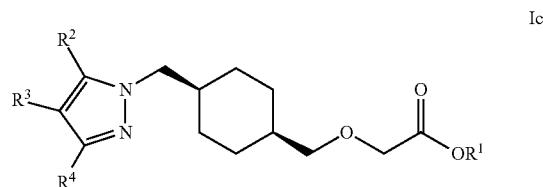
[0351] wherein:

[0352] R¹ is selected from: H and C₁-C₆ alkyl;

[0353] R² and R³ together with the pyrazole ring to which they are both attached to form a tricyclic heteroaryl; and

[0354] R⁴ is selected from: H, C₁-C₆ alkoxy, C₁-C₆ alkyl, C₁-C₆ alkylthio, aryl and C₃-C₇ cycloalkyl; wherein said C₁-C₆ alkoxy, C₁-C₆ alkyl, C₁-C₆ alkylthio, aryl and C₃-C₇ cycloalkyl are each optionally substituted with one or more groups selected from: C₁-C₆ alkoxy, C₁-C₆ alkyl, carboxamide, cyano, halogen and hydroxy.

[0355] One aspect of the present invention encompasses certain pyrazole derivatives selected from compounds of Formula Ic and pharmaceutically acceptable salts, solvates and hydrates thereof:



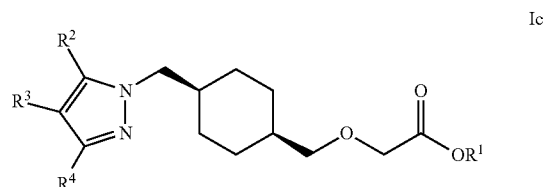
[0356] wherein:

[0357] R¹ is selected from: H and methyl;

[0358] R² and R³ together with the pyrazole ring to which they are both attached to form 4,5-dihydro-3H-benzo[e]indazol-3-yl or indeno[2,1-c]pyrazol-1(8H)-yl; and

[0359] R⁴ is selected from: H, 2,3-difluorophenyl, 2,4-difluorophenyl, 2-amino-2-oxoethoxy, 2-cyanoethyl, 2-ethoxyethylthio, 2-fluoro-4-methoxyphenyl, 2-fluoro-4-methylphenyl, 2-fluorophenyl, 2-hydroxyethylthio, 2-methoxyethyl, 2-methoxyethylthio, 3,4-difluorophenyl, 3,4-dihydroxybutyl, 3-chloro-2-fluorophenyl, 3-chlorophenyl, 3-fluoro-5-methoxyphenyl, 3-fluorophenyl, 3-methoxyphenyl, 4-chloro-2-fluorophenyl, 4-chloro-3-fluorophenyl, 4-chlorophenyl, 4-fluorophenyl, 4-hydroxyphenyl, 4-methoxyphenyl, cyanomethylthio, cyclopropyl, ethyl, isopropyl, methyl, methylthio, m-tolyl, n-propyl, phenyl, p-tolyl and trifluoromethyl.

[0360] One aspect of the present invention encompasses certain pyrazole derivatives selected from compounds of Formula Ic and pharmaceutically acceptable salts, solvates and hydrates thereof:



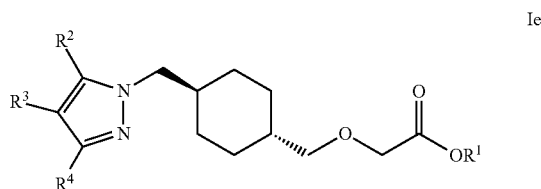
[0361] wherein:

[0362] R¹ is selected from: H and methyl;

[0363] R² and R³ together with the pyrazole ring to which they are both attached to form 4,5-dihydro-3H-benzo[e]indazol-3-yl or indeno[2,1-c]pyrazol-1(8H)-yl; and

[0364] R^4 is selected from: H, 2,3-difluorophenyl, 2,4-difluorophenyl, 2-amino-2-oxoethoxy, 2-cyanoethyl, 2-ethoxyethylthio, 2-fluoro-4-methoxyphenyl, 2-fluoro-4-methylphenyl, 2-fluorophenyl, 2-hydroxyethyl, 2-hydroxyethylthio, 2-methoxyethyl, 2-methoxyethylthio, 3,4-difluorophenyl, 3,4-dihydroxybutyl, 3-chloro-2-fluorophenyl, 3-chlorophenyl, 3-fluoro-5-methoxyphenyl, 3-fluorophenyl, 3-hydroxypropyl, 3-methoxyphenyl, 4-chloro-2-fluorophenyl, 4-chloro-3-fluorophenyl, 4-chlorophenyl, 4-fluorophenyl, 4-hydroxyphenyl, 4-methoxyphenyl, cyanomethylthio, cyclopropyl, ethyl, isopropyl, methyl, methylthio, m-tolyl, n-propyl, phenyl, p-tolyl and trifluoromethyl.

[0365] One aspect of the present invention encompasses certain pyrazole derivatives selected from compounds of Formula 1e and pharmaceutically acceptable salts, solvates and hydrates thereof:



[0366] wherein:

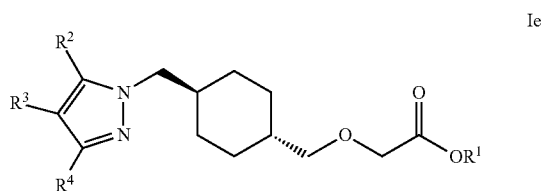
[0367] R^1 is selected from: H and C_1 - C_6 alkyl;

[0368] R^2 is selected from: H, C_1 - C_6 alkoxy, C_1 - C_6 alkyl, C_1 - C_6 alkylsulfinyl, C_1 - C_6 alkylsulfonyl, C_1 - C_6 alkylthio, aryl and C_3 - C_7 cycloalkyl; wherein said C_1 - C_6 alkoxy, C_1 - C_6 alkyl, C_1 - C_6 alkylsulfinyl, C_1 - C_6 alkylsulfonyl, C_1 - C_6 alkylthio, aryl and C_3 - C_7 cycloalkyl are each optionally substituted with one or more groups selected from: C_1 - C_6 alkoxy, C_1 - C_6 alkyl, C_1 - C_6 alkylsulfinyl, C_1 - C_6 alkylsulfonyl, C_1 - C_6 alkylthio, amino, carboxamide, cyano, halogen and hydroxy;

[0369] R^3 is selected from: C_1 - C_6 alkyl, aryl and heteroaryl; wherein said C_1 - C_6 alkyl, aryl and heteroaryl are each optionally substituted with one or more groups selected from: C_1 - C_6 alkoxy, C_1 - C_6 alkyl, aryl, cyano, C_1 - C_6 haloalkyl, halogen and hydroxy; and

[0370] R^4 is selected from: H, C_1 - C_6 alkoxy, C_1 - C_6 alkyl, C_1 - C_6 alkylthio, aryl and C_3 - C_7 cycloalkyl; wherein said C_1 - C_6 alkoxy, C_1 - C_6 alkyl, C_1 - C_6 alkylthio, aryl and C_3 - C_7 cycloalkyl are each optionally substituted with one or more groups selected from: C_1 - C_6 alkoxy, C_1 - C_6 alkyl, carboxamide, cyano, halogen and hydroxy.

[0371] One aspect of the present invention encompasses certain pyrazole derivatives selected from compounds of Formula 1e and pharmaceutically acceptable salts, solvates and hydrates thereof:



[0372] wherein:

[0373] R^1 is selected from: H and methyl;

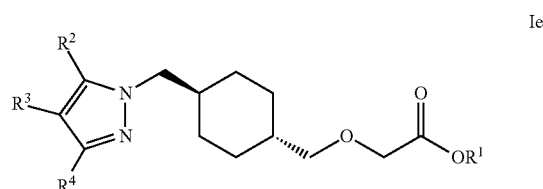
[0374] R^2 is selected from: H, 2-(methylsulfinyl)ethyl, 2-(methylsulfonyl)ethyl, 2-(methylthio)ethyl, 2,3-difluorophenyl, 2-aminoethylthio, 2-amino-2-oxoethoxy, 2-cyanoethyl, 2-ethoxyethylthio, 2-fluoro-4-methoxyphenyl, 2-fluoro-

phenyl, 2-hydroxyethyl, 2-hydroxyethylsulfinyl, 2-hydroxyethylthio, 2-methoxyethyl, 2-methoxyethylthio, 3,4-difluorophenyl, 3,4-dihydroxybutyl, 3-chloro-2-fluorophenyl, 3-fluoro-5-methoxyphenyl, 3-fluorophenyl, 3-hydroxypropyl, 3-hydroxypropylthio, 3-methoxyphenyl, 4-chloro-3-fluorophenyl, 4-chlorophenyl, 4-fluorophenyl, 4-methoxyphenyl, cyanomethoxy, cyanomethylthio, cyclopropyl, ethoxy, ethyl, ethylthio, isopropyl, methyl, methylsulfinyl, methylsulfonyl, methylthio, m-tolyl, n-propyl, phenyl and trifluoromethyl;

[0375] R^3 is selected from: 2,3-difluorophenyl, 2,4-difluorophenyl, 2,5-difluorophenyl, 2-chlorophenyl, 2-fluoro-3-hydroxyphenyl, 2-fluoro-3-methoxyphenyl, 2-fluoro-3-methylphenyl, 2-fluoro-4-methylphenyl, 2-fluorophenyl, 2-methoxyphenyl, 2-methoxypyridin-4-yl, 3-(trifluoromethyl)phenyl, 3,4-difluorophenyl, 3-chloro-2-fluorophenyl, 3-chloro-4-fluorophenyl, 3-chlorophenyl, 3-fluoro-5-methoxyphenyl, 3-fluoro-5-methylphenyl, 3-fluorophenyl, 3-hydroxyphenyl, 3-isopropoxyphenyl, 3-methoxyphenyl, 4-chlorophenyl, 4-fluorophenyl, 4-methoxyphenyl, 5-cyano-2-fluorophenyl, 5-fluoropyridin-3-yl, 5-methoxypyridin-3-yl, 5-methylthiophen-2-yl, 6-methoxypyridin-3-yl, benzhydryl, furan-2-yl, m-tolyl, phenyl, p-tolyl, thiophen-2-yl and thiophen-3-yl; and

[0376] R^4 is selected from: H, 2,3-difluorophenyl, 2,4-difluorophenyl, 2-amino-2-oxoethoxy, 2-cyanoethyl, 2-ethoxyethylthio, 2-fluoro-4-methoxyphenyl, 2-fluoro-4-methylphenyl, 2-fluorophenyl, 2-hydroxyethylthio, 2-methoxyethyl, 2-methoxyethylthio, 3,4-difluorophenyl, 3,4-dihydroxybutyl, 3-chloro-2-fluorophenyl, 3-chlorophenyl, 3-fluoro-5-methoxyphenyl, 3-fluorophenyl, 3-methoxyphenyl, 4-chloro-2-fluorophenyl, 4-chloro-3-fluorophenyl, 4-chlorophenyl, 4-fluorophenyl, 4-hydroxyphenyl, 4-methoxyphenyl, cyanomethylthio, cyclopropyl, ethyl, isopropyl, methyl, methylthio, m-tolyl, n-propyl, phenyl, p-tolyl and trifluoromethyl.

[0377] One aspect of the present invention encompasses certain pyrazole derivatives selected from compounds of Formula 1e and pharmaceutically acceptable salts, solvates and hydrates thereof:



[0378] wherein:

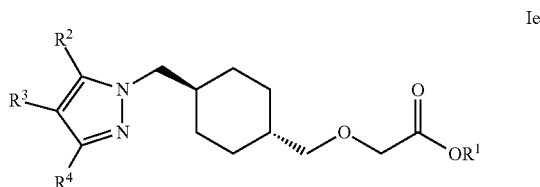
[0379] R^1 is selected from: H and methyl;

[0380] R^2 is selected from: H, 2-(methylsulfinyl)ethyl, 2-(methylsulfonyl)ethyl, 2-(methylthio)ethyl, 2,3-difluorophenyl, 2-aminoethylthio, 2-amino-2-oxoethoxy, 2-cyanoethyl, 2-ethoxyethylthio, 2-fluoro-4-methoxyphenyl, 2-fluorophenyl, 2-hydroxyethyl, 2-hydroxyethylsulfinyl, 2-hydroxyethylthio, 2-methoxyethyl, 2-methoxyethylthio, 3,4-difluorophenyl, 3,4-dihydroxybutyl, 3-chloro-2-fluorophenyl, 3-fluoro-5-methoxyphenyl, 3-fluorophenyl, 3-hydroxypropyl, 3-hydroxypropylthio, 3-methoxyphenyl, 4-chloro-3-fluorophenyl, 4-chlorophenyl, 4-fluorophenyl, 4-methoxyphenyl, cyanomethoxy, cyanomethylthio, cyclopropyl, ethoxy, ethyl, ethylthio, isopropyl, methyl, methylsulfinyl, methylsulfonyl, methylthio, m-tolyl, n-propyl, phenyl, p-tolyl and trifluoromethyl;

[0381] R^3 is selected from: 2,3-difluorophenyl, 2,4-difluorophenyl, 2,5-difluorophenyl, 2-chlorophenyl, 2-fluoro-3-hydroxyphenyl, 2-fluoro-3-methoxyphenyl, 2-fluoro-3-methylphenyl, 2-fluoro-4-methylphenyl, 2-fluorophenyl, 2-methoxyphenyl, 2-methoxypyridin-4-yl, 3-(trifluoromethyl)phenyl, 3,4-difluorophenyl, 3-chloro-2-fluorophenyl, 3-chloro-4-fluorophenyl, 3-chlorophenyl, 3-fluoro-5-methoxyphenyl, 3-fluoro-5-methylphenyl, 3-fluorophenyl, 3-hydroxyphenyl, 3-isopropoxyphenyl, 3-methoxyphenyl, 4-chlorophenyl, 4-fluorophenyl, 4-methoxyphenyl, 5-cyano-2-fluorophenyl, 5-fluoropyridin-3-yl, 5-methoxypyridin-3-yl, 5-methylthiophen-2-yl, 6-methoxypyridin-3-yl, benzhydryl, furan-2-yl, m-tolyl, phenyl, p-tolyl, thiophen-2-yl and thiophen-3-yl; and

[0382] R^4 is selected from: H, 2,3-difluorophenyl, 2,4-difluorophenyl, 2-amino-2-oxoethoxy, 2-cyanoethyl, 2-ethoxyethylthio, 2-fluoro-4-methoxyphenyl, 2-fluoro-4-methylphenyl, 2-fluorophenyl, 2-hydroxyethyl, 2-hydroxyethylthio, 2-methoxyethyl, 2-methoxyethylthio, 3,4-difluorophenyl, 3,4-dihydroxybutyl, 3-chloro-2-fluorophenyl, 3-chlorophenyl, 3-fluoro-5-methoxyphenyl, 3-fluorophenyl, 3-hydroxypropyl, 3-methoxyphenyl, 4-chloro-2-fluorophenyl, 4-chloro-3-fluorophenyl, 4-chlorophenyl, 4-fluorophenyl, 4-hydroxyphenyl, 4-methoxyphenyl, cyanomethylthio, cyclopropyl, ethyl, isopropyl, methyl, methylthio, m-tolyl, n-propyl, phenyl, p-tolyl and trifluoromethyl.

[0383] One aspect of the present invention encompasses certain pyrazole derivatives selected from compounds of Formula Ie and pharmaceutically acceptable salts, solvates and hydrates thereof:



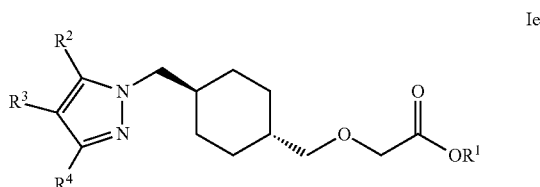
[0384] wherein:

[0385] R^1 is selected from: H and C_1 - C_6 alkyl;

[0386] R^2 and R^3 together with the pyrazole ring to which they are both attached to form a tricyclic heteroaryl; and

[0387] R^4 is selected from: H, C_1 - C_6 alkoxy, C_1 - C_6 alkyl, C_1 - C_6 alkylthio, aryl and C_3 - C_7 cycloalkyl; wherein said C_1 - C_6 alkoxy, C_1 - C_6 alkyl, C_1 - C_6 alkylthio, aryl and C_3 - C_7 cycloalkyl are each optionally substituted with one or more groups selected from: C_1 - C_6 alkoxy, C_1 - C_6 alkyl, carboxamide, cyano, halogen and hydroxy.

[0388] One aspect of the present invention encompasses certain pyrazole derivatives selected from compounds of Formula Ie and pharmaceutically acceptable salts, solvates and hydrates thereof:



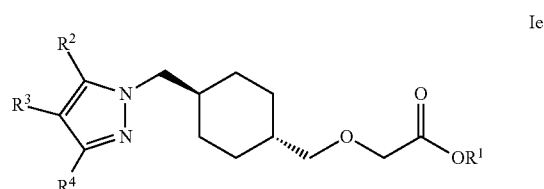
[0389] wherein:

[0390] R^1 is selected from: H and methyl;

[0391] R^2 and R^3 together with the pyrazole ring to which they are both attached to form 4,5-dihydro-3H-benzo[e]indazol-3-yl or indeno[2,1-c]pyrazol-1(8H)-yl; and

[0392] R^4 is selected from: H, 2,3-difluorophenyl, 2,4-difluorophenyl, 2-amino-2-oxoethoxy, 2-cyanoethyl, 2-ethoxyethylthio, 2-fluoro-4-methoxyphenyl, 2-fluoro-4-methylphenyl, 2-fluorophenyl, 2-hydroxyethylthio, 2-methoxyethyl, 2-methoxyethylthio, 3,4-difluorophenyl, 3,4-dihydroxybutyl, 3-chloro-2-fluorophenyl, 3-chlorophenyl, 3-fluoro-5-methoxyphenyl, 3-fluorophenyl, 3-methoxyphenyl, 4-chloro-2-fluorophenyl, 4-chloro-3-fluorophenyl, 4-chlorophenyl, 4-fluorophenyl, 4-hydroxyphenyl, 4-methoxyphenyl, cyanomethylthio, cyclopropyl, ethyl, isopropyl, methyl, methylthio, m-tolyl, n-propyl, phenyl, p-tolyl and trifluoromethyl.

[0393] One aspect of the present invention encompasses certain pyrazole derivatives selected from compounds of Formula Ie and pharmaceutically acceptable salts, solvates and hydrates thereof:



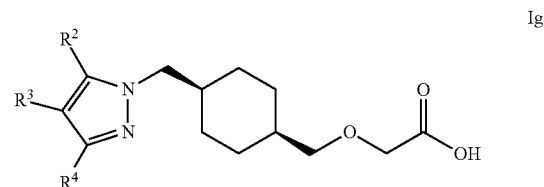
[0394] wherein:

[0395] R^1 is selected from: H and methyl;

[0396] R^2 and R^3 together with the pyrazole ring to which they are both attached to form 4,5-dihydro-3H-benzo[e]indazol-3-yl or indeno[2,1-c]pyrazol-1(8H)-yl; and

[0397] R^4 is selected from: H, 2,3-difluorophenyl, 2,4-difluorophenyl, 2-amino-2-oxoethoxy, 2-cyanoethyl, 2-ethoxyethylthio, 2-fluoro-4-methoxyphenyl, 2-fluoro-4-methylphenyl, 2-fluorophenyl, 2-hydroxyethyl, 2-hydroxyethylthio, 2-methoxyethyl, 2-methoxyethylthio, 3,4-difluorophenyl, 3,4-dihydroxybutyl, 3-chloro-2-fluorophenyl, 3-chlorophenyl, 3-fluoro-5-methoxyphenyl, 3-fluorophenyl, 3-hydroxypropyl, 3-methoxyphenyl, 4-chloro-2-fluorophenyl, 4-chloro-3-fluorophenyl, 4-chlorophenyl, 4-fluorophenyl, 4-hydroxyphenyl, 4-methoxyphenyl, cyanomethylthio, cyclopropyl, ethyl, isopropyl, methyl, methylthio, m-tolyl, n-propyl, phenyl, p-tolyl and trifluoromethyl.

[0398] One aspect of the present invention encompasses certain pyrazole derivatives selected from compounds of Formula Ig and pharmaceutically acceptable salts, solvates and hydrates thereof:



[0399] wherein:

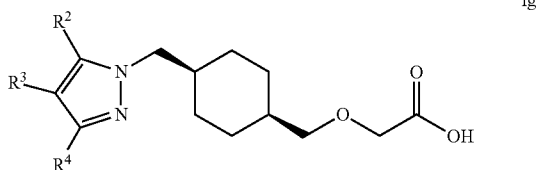
[0400] R^2 is selected from: H, C_1 - C_6 alkoxy, C_1 - C_6 alkyl, C_1 - C_6 alkylsulfinyl, C_1 - C_6 alkylsulfonyl, C_1 - C_6 alkylthio, aryl and C_3 - C_7 cycloalkyl; wherein said C_1 - C_6 alkoxy, C_1 - C_6 alkyl, C_1 - C_6 alkylsulfinyl, C_1 - C_6 alkylsulfonyl, C_1 - C_6 alkylthio, aryl and C_3 - C_7 cycloalkyl are each optionally substituted

tuted with one or more groups selected from: C₁-C₆ alkoxy, C₁-C₆ alkyl, C₁-C₆ alkylsulfinyl, C₁-C₆ alkylsulfonyl, C₁-C₆ alkylthio, amino, carboxamide, cyano, halogen and hydroxy;

[0401] R³ is selected from: C₁-C₆ alkyl, aryl and heteroaryl; wherein said C₁-C₆ alkyl, aryl and heteroaryl are each optionally substituted with one or more groups selected from: C₁-C₆ alkoxy, C₁-C₆ alkyl, aryl, cyano, C₁-C₆ haloalkyl, halogen and hydroxy; and

[0402] R⁴ is selected from: H, C₁-C₆ alkoxy, C₁-C₆ alkyl, C₁-C₆ alkylthio, aryl and C₃-C₇ cycloalkyl; wherein said C₁-C₆ alkoxy, C₁-C₆ alkyl, C₁-C₆ alkylthio, aryl and C₃-C₇ cycloalkyl are each optionally substituted with one or more groups selected from: C₁-C₆ alkoxy, C₁-C₆ alkyl, carboxamide, cyano, halogen and hydroxy.

[0403] One aspect of the present invention encompasses certain pyrazole derivatives selected from compounds of Formula Ig and pharmaceutically acceptable salts, solvates and hydrates thereof:



[0404] wherein:

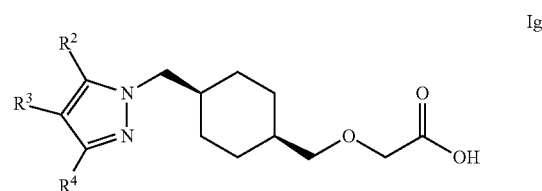
[0405] R² is selected from: H, 2-(methylsulfinyl)ethyl, 2-(methylsulfonyl)ethyl, 2-(methylthio)ethyl, 2,3-difluorophenyl, 2-aminoethylthio, 2-amino-2-oxoethoxy, 2-cyanoethyl, 2-ethoxyethylthio, 2-fluoro-4-methoxyphenyl, 2-fluorophenyl, 2-hydroxyethyl, 2-hydroxyethylsulfinyl, 2-hydroxyethylthio, 2-methoxyethyl, 2-methoxyethylthio, 3,4-difluorophenyl, 3,4-dihydroxybutyl, 3-chloro-2-fluorophenyl, 3-fluoro-5-methoxyphenyl, 3-fluorophenyl, 3-hydroxypropyl, 3-hydroxypropylthio, 3-methoxyphenyl, 4-chloro-3-fluorophenyl, 4-chlorophenyl, 4-fluorophenyl, 4-methoxyphenyl, cyanomethoxy, cyanomethylthio, cyclopropyl, ethoxy, ethyl, ethylthio, isopropyl, methyl, methylsulfinyl, methylsulfonyl, methylthio, m-tolyl, n-propyl, phenyl and trifluoromethyl;

[0406] R³ is selected from: 2,3-difluorophenyl, 2,4-difluorophenyl, 2,5-difluorophenyl, 2-chlorophenyl, 2-fluoro-3-hydroxyphenyl, 2-fluoro-3-methoxyphenyl, 2-fluoro-3-methylphenyl, 2-fluoro-4-methylphenyl, 2-fluorophenyl, 2-methoxyphenyl, 2-methoxypyridin-4-yl, 3-(trifluoromethyl)phenyl, 3,4-difluorophenyl, 3-chloro-2-fluorophenyl, 3-chloro-4-fluorophenyl, 3-chlorophenyl, 3-fluoro-5-methoxyphenyl, 3-fluoro-5-methylphenyl, 3-fluorophenyl, 3-hydroxyphenyl, 3-isopropoxyphenyl, 3-methoxyphenyl, 4-chlorophenyl, 4-fluorophenyl, 4-methoxyphenyl, 5-cyano-2-fluorophenyl, 5-fluoropyridin-3-yl, 5-methoxypyridin-3-yl, 5-methylthiophen-2-yl, 6-methoxypyridin-3-yl, benzhydryl, furan-2-yl, m-tolyl, phenyl, p-tolyl, thiophen-2-yl and thiophen-3-yl; and

[0407] R⁴ is selected from: H, 2,3-difluorophenyl, 2,4-difluorophenyl, 2-amino-2-oxoethoxy, 2-cyanoethyl, 2-ethoxyethylthio, 2-fluoro-4-methoxyphenyl, 2-fluoro-4-methylphenyl, 2-fluorophenyl, 2-hydroxyethyl, 2-hydroxyethylthio, 2-methoxyethyl, 2-methoxyethylthio, 3,4-difluorophenyl, 3,4-dihydroxybutyl, 3-chloro-2-fluorophenyl, 3-chlorophenyl, 3-fluoro-5-methoxyphenyl, 3-fluorophenyl, 3-methoxyphenyl,

4-chloro-2-fluorophenyl, 4-chloro-3-fluorophenyl, 4-chlorophenyl, 4-fluorophenyl, 4-hydroxyphenyl, 4-methoxyphenyl, cyanomethylthio, cyclopropyl, ethyl, isopropyl, methyl, methylthio, m-tolyl, n-propyl, phenyl, p-tolyl and trifluoromethyl.

[0408] One aspect of the present invention encompasses certain pyrazole derivatives selected from compounds of Formula Ig and pharmaceutically acceptable salts, solvates and hydrates thereof:



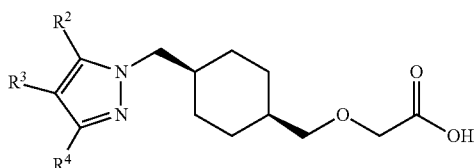
[0409] wherein:

[0410] R² is selected from: H, 2-(methylsulfinyl)ethyl, 2-(methylsulfonyl)ethyl, 2-(methylthio)ethyl, 2,3-difluorophenyl, 2-aminoethylthio, 2-amino-2-oxoethoxy, 2-cyanoethyl, 2-ethoxyethylthio, 2-fluoro-4-methoxyphenyl, 2-fluorophenyl, 2-hydroxyethyl, 2-hydroxyethylsulfinyl, 2-hydroxyethylthio, 2-methoxyethyl, 2-methoxyethylthio, 3,4-difluorophenyl, 3,4-dihydroxybutyl, 3-chloro-2-fluorophenyl, 3-fluoro-5-methoxyphenyl, 3-fluorophenyl, 3-hydroxypropyl, 3-hydroxypropylthio, 3-methoxyphenyl, 4-chloro-3-fluorophenyl, 4-chlorophenyl, 4-fluorophenyl, 4-methoxyphenyl, cyanomethoxy, cyanomethylthio, cyclopropyl, ethoxy, ethyl, ethylthio, isopropyl, methyl, methylsulfinyl, methylsulfonyl, methylthio, m-tolyl, n-propyl, phenyl, p-tolyl and trifluoromethyl;

[0411] R³ is selected from: 2,3-difluorophenyl, 2,4-difluorophenyl, 2,5-difluorophenyl, 2-chlorophenyl, 2-fluoro-3-hydroxyphenyl, 2-fluoro-3-methoxyphenyl, 2-fluoro-3-methylphenyl, 2-fluoro-4-methylphenyl, 2-fluorophenyl, 2-methoxyphenyl, 2-methoxypyridin-4-yl, 3-(trifluoromethyl)phenyl, 3,4-difluorophenyl, 3-chloro-2-fluorophenyl, 3-chloro-4-fluorophenyl, 3-chlorophenyl, 3-fluoro-5-methoxyphenyl, 3-fluoro-5-methylphenyl, 3-fluorophenyl, 3-hydroxyphenyl, 3-isopropoxyphenyl, 3-methoxyphenyl, 4-chlorophenyl, 4-fluorophenyl, 4-methoxyphenyl, 5-cyano-2-fluorophenyl, 5-fluoropyridin-3-yl, 5-methoxypyridin-3-yl, 5-methylthiophen-2-yl, 6-methoxypyridin-3-yl, benzhydryl, furan-2-yl, m-tolyl, phenyl, p-tolyl, thiophen-2-yl and thiophen-3-yl; and

[0412] R⁴ is selected from: H, 2,3-difluorophenyl, 2,4-difluorophenyl, 2-amino-2-oxoethoxy, 2-cyanoethyl, 2-ethoxyethylthio, 2-fluoro-4-methoxyphenyl, 2-fluoro-4-methylphenyl, 2-fluorophenyl, 2-hydroxyethyl, 2-hydroxyethylthio, 2-methoxyethyl, 2-methoxyethylthio, 3,4-difluorophenyl, 3,4-dihydroxybutyl, 3-chloro-2-fluorophenyl, 3-chlorophenyl, 3-fluoro-5-methoxyphenyl, 3-fluorophenyl, 3-hydroxypropyl, 3-methoxyphenyl, 4-chloro-2-fluorophenyl, 4-chloro-3-fluorophenyl, 4-chlorophenyl, 4-fluorophenyl, 4-hydroxyphenyl, 4-methoxyphenyl, cyanomethylthio, cyclopropyl, ethyl, isopropyl, methyl, methylthio, m-tolyl, n-propyl, phenyl, p-tolyl and trifluoromethyl.

[0413] One aspect of the present invention encompasses certain pyrazole derivatives selected from compounds of Formula Ig and pharmaceutically acceptable salts, solvates and hydrates thereof:



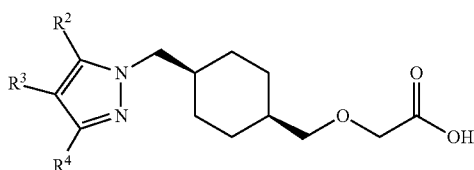
Ig

[0414] wherein:

[0415] R^2 and R^3 together with the pyrazole ring to which they are both attached to form a tricyclic heteroaryl; and

[0416] R^4 is selected from: H, C_1 - C_6 alkoxy, C_1 - C_6 alkyl, C_1 - C_6 alkylthio, aryl and C_3 - C_7 cycloalkyl; wherein said C_1 - C_6 alkoxy, C_1 - C_6 alkyl, C_1 - C_6 alkylthio, aryl and C_3 - C_7 cycloalkyl are each optionally substituted with one or more groups selected from: C_1 - C_6 alkoxy, C_1 - C_6 alkyl, carboxamide, cyano, halogen and hydroxy.

[0417] One aspect of the present invention encompasses certain pyrazole derivatives selected from compounds of Formula Ig and pharmaceutically acceptable salts, solvates and hydrates thereof:



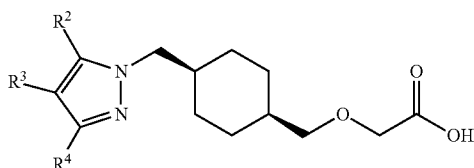
Ig

[0418] wherein:

[0419] R^2 and R^3 together with the pyrazole ring to which they are both attached to form 4,5-dihydro-3H-benzo[e]indazol-3-yl or indeno[2,1-c]pyrazol-1(8H)-yl; and

[0420] R^4 is selected from: H, 2,3-difluorophenyl, 2,4-difluorophenyl, 2-amino-2-oxoethoxy, 2-cyanoethyl, 2-ethoxyethylthio, 2-fluoro-4-methoxyphenyl, 2-fluoro-4-methylphenyl, 2-fluorophenyl, 2-hydroxyethylthio, 2-methoxyethyl, 2-methoxyethylthio, 3,4-difluorophenyl, 3,4-dihydroxybutyl, 3-chloro-2-fluorophenyl, 3-chlorophenyl, 3-fluoro-5-methoxyphenyl, 3-fluorophenyl, 3-methoxyphenyl, 4-chloro-2-fluorophenyl, 4-chloro-3-fluorophenyl, 4-chlorophenyl, 4-fluorophenyl, 4-hydroxyphenyl, 4-methoxyphenyl, cyanomethylthio, cyclopropyl, ethyl, isopropyl, methyl, methylthio, m-tolyl, n-propyl, phenyl, p-tolyl and trifluoromethyl.

[0421] One aspect of the present invention encompasses certain pyrazole derivatives selected from compounds of Formula Ig and pharmaceutically acceptable salts, solvates and hydrates thereof:



Ig

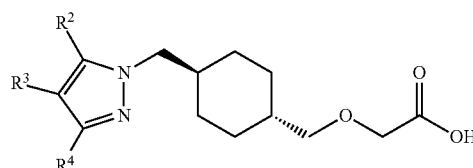
[0422] wherein:

[0423] R^2 and R^3 together with the pyrazole ring to which they are both attached to form 4,5-dihydro-3H-benzo[e]indazol-3-yl or indeno[2,1-c]pyrazol-1(8H)-yl; and

[0424] R^4 is selected from: H, 2,3-difluorophenyl, 2,4-difluorophenyl, 2-amino-2-oxoethoxy, 2-cyanoethyl, 2-ethoxy-

ethylthio, 2-fluoro-4-methoxyphenyl, 2-fluoro-4-methylphenyl, 2-fluorophenyl, 2-hydroxyethyl, 2-hydroxyethylthio, 2-methoxyethyl, 2-methoxyethylthio, 3,4-difluorophenyl, 3,4-dihydroxybutyl, 3-chloro-2-fluorophenyl, 3-chlorophenyl, 3-fluoro-5-methoxyphenyl, 3-fluorophenyl, 3-hydroxypropyl, 3-methoxyphenyl, 4-chloro-2-fluorophenyl, 4-chloro-3-fluorophenyl, 4-chlorophenyl, 4-fluorophenyl, 4-hydroxyphenyl, 4-methoxyphenyl, cyanomethylthio, cyclopropyl, ethyl, isopropyl, methyl, methylthio, m-tolyl, n-propyl, phenyl, p-tolyl and trifluoromethyl.

[0425] One aspect of the present invention encompasses certain pyrazole derivatives selected from compounds of Formula II and pharmaceutically acceptable salts, solvates and hydrates thereof:



II

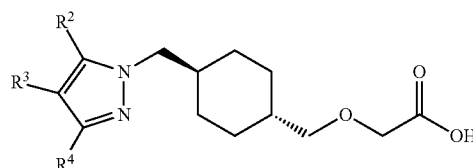
[0426] wherein:

[0427] R^2 is selected from: H, C_1 - C_6 alkoxy, C_1 - C_6 alkyl, C_1 - C_6 alkylsulfinyl, C_1 - C_6 alkylsulfonyl, C_1 - C_6 alkylthio, aryl and C_3 - C_7 cycloalkyl; wherein said C_1 - C_6 alkoxy, C_1 - C_6 alkyl, C_1 - C_6 alkylsulfinyl, C_1 - C_6 alkylsulfonyl, C_1 - C_6 alkylthio, aryl and C_3 - C_7 cycloalkyl are each optionally substituted with one or more groups selected from: C_1 - C_6 alkoxy, C_1 - C_6 alkyl, C_1 - C_6 alkylsulfinyl, C_1 - C_6 alkylsulfonyl, C_1 - C_6 alkylthio, amino, carboxamide, cyano, halogen and hydroxy;

[0428] R^3 is selected from: C_1 - C_6 alkyl, aryl and heteroaryl; wherein said C_1 - C_6 alkyl, aryl and heteroaryl are each optionally substituted with one or more groups selected from: C_1 - C_6 alkoxy, C_1 - C_6 alkyl, aryl, cyano, C_1 - C_6 haloalkyl, halogen and hydroxy; and

[0429] R^4 is selected from: H, C_1 - C_6 alkoxy, C_1 - C_6 alkyl, C_1 - C_6 alkylthio, aryl and C_3 - C_7 cycloalkyl; wherein said C_1 - C_6 alkoxy, C_1 - C_6 alkyl, C_1 - C_6 alkylthio, aryl and C_3 - C_7 cycloalkyl are each optionally substituted with one or more groups selected from: C_1 - C_6 alkoxy, C_1 - C_6 alkyl, carboxamide, cyano, halogen and hydroxy.

[0430] One aspect of the present invention encompasses certain pyrazole derivatives selected from compounds of Formula II and pharmaceutically acceptable salts, solvates and hydrates thereof:



II

[0431] wherein:

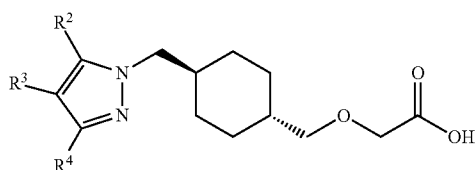
[0432] R^2 is selected from: H, 2-(methylsulfinyl)ethyl, 2-(methylsulfonyl)ethyl, 2-(methylthio)ethyl, 2,3-difluorophenyl, 2-aminoethylthio, 2-amino-2-oxoethoxy, 2-cyanoethyl, 2-ethoxyethylthio, 2-fluoro-4-methoxyphenyl, 2-fluorophenyl, 2-hydroxyethyl, 2-hydroxyethylsulfinyl, 2-hydroxyethylthio, 2-methoxyethyl, 2-methoxyethylthio, 3,4-difluorophenyl, 3,4-dihydroxybutyl, 3-chloro-2-fluorophenyl, 3-fluoro-5-methoxyphenyl, 3-fluorophenyl, 3-hy-

droxypropyl, 3-hydroxypropylthio, 3-methoxyphenyl, 4-chloro-3-fluorophenyl, 4-chlorophenyl, 4-fluorophenyl, 4-methoxyphenyl, cyanomethoxy, cyanomethylthio, cyclopropyl, ethoxy, ethyl, ethylthio, isopropyl, methyl, methylsulfinyl, methylsulfonyl, methylthio, m-tolyl, n-propyl, phenyl and trifluoromethyl;

[0433] R^3 is selected from: 2,3-difluorophenyl, 2,4-difluorophenyl, 2,5-difluorophenyl, 2-chlorophenyl, 2-fluoro-3-hydroxyphenyl, 2-fluoro-3-methoxyphenyl, 2-fluoro-3-methylphenyl, 2-fluoro-4-methylphenyl, 2-fluorophenyl, 2-methoxyphenyl, 2-methoxypyridin-4-yl, 3-(trifluoromethyl)phenyl, 3,4-difluorophenyl, 3-chloro-2-fluorophenyl, 3-chloro-4-fluorophenyl, 3-chlorophenyl, 3-fluoro-5-methoxyphenyl, 3-fluoro-5-methylphenyl, 3-fluorophenyl, 3-hydroxyphenyl, 3-isopropoxyphenyl, 3-methoxyphenyl, 4-chlorophenyl, 4-fluorophenyl, 4-methoxyphenyl, 5-cyano-2-fluorophenyl, 5-fluoropyridin-3-yl, 5-methoxypyridin-3-yl, 5-methylthiophen-2-yl, 6-methoxypyridin-3-yl, benzhydryl, furan-2-yl, m-tolyl, phenyl, p-tolyl, thiophen-2-yl and thiophen-3-yl; and

[0434] R^4 is selected from: H, 2,3-difluorophenyl, 2,4-difluorophenyl, 2-amino-2-oxoethoxy, 2-cyanoethyl, 2-ethoxyethylthio, 2-fluoro-4-methoxyphenyl, 2-fluoro-4-methylphenyl, 2-fluorophenyl, 2-hydroxyethylthio, 2-methoxyethyl, 2-methoxyethylthio, 3,4-difluorophenyl, 3,4-dihydroxybutyl, 3-chloro-2-fluorophenyl, 3-chlorophenyl, 3-fluoro-5-methoxyphenyl, 3-fluorophenyl, 3-methoxyphenyl, 4-chloro-2-fluorophenyl, 4-chloro-3-fluorophenyl, 4-chlorophenyl, 4-fluorophenyl, 4-hydroxyphenyl, 4-methoxyphenyl, cyanomethylthio, cyclopropyl, ethyl, isopropyl, methyl, methylthio, m-tolyl, n-propyl, phenyl, p-tolyl and trifluoromethyl.

[0435] One aspect of the present invention encompasses certain pyrazole derivatives selected from compounds of Formula II and pharmaceutically acceptable salts, solvates and hydrates thereof:



[0436] wherein:

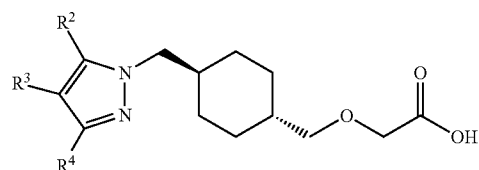
[0437] R^2 is selected from: H, 2-(methylsulfinyl)ethyl, 2-(methylsulfonyl)ethyl, 2-(methylthio)ethyl, 2,3-difluorophenyl, 2-aminoethylthio, 2-amino-2-oxoethoxy, 2-cyanoethyl, 2-ethoxyethylthio, 2-fluoro-4-methoxyphenyl, 2-fluorophenyl, 2-hydroxyethyl, 2-hydroxyethylsulfinyl, 2-hydroxyethylthio, 2-methoxyethyl, 2-methoxyethylthio, 3,4-difluorophenyl, 3,4-dihydroxybutyl, 3-chloro-2-fluorophenyl, 3-fluoro-5-methoxyphenyl, 3-fluorophenyl, 3-hydroxypropyl, 3-hydroxypropylthio, 3-methoxyphenyl, 4-chloro-3-fluorophenyl, 4-chlorophenyl, 4-fluorophenyl, 4-methoxyphenyl, cyanomethoxy, cyanomethylthio, cyclopropyl, ethoxy, ethyl, ethylthio, isopropyl, methyl, methylsulfinyl, methylsulfonyl, methylthio, m-tolyl, n-propyl, phenyl, p-tolyl and trifluoromethyl;

[0438] R^3 is selected from: 2,3-difluorophenyl, 2,4-difluorophenyl, 2,5-difluorophenyl, 2-chlorophenyl, 2-fluoro-3-hydroxyphenyl, 2-fluoro-3-methoxyphenyl, 2-fluoro-3-methylphenyl, 2-fluoro-4-methylphenyl, 2-fluorophenyl, 2-methoxyphenyl, 2-methoxypyridin-4-yl, 3-(trifluoromethyl)phenyl, 3,4-difluorophenyl, 3-chloro-2-fluorophenyl,

3-chloro-4-fluorophenyl, 3-chlorophenyl, 3-fluoro-5-methoxyphenyl, 3-fluoro-5-methylphenyl, 3-fluorophenyl, 3-hydroxyphenyl, 3-isopropoxyphenyl, 3-methoxyphenyl, 4-chlorophenyl, 4-fluorophenyl, 4-methoxyphenyl, 5-cyano-2-fluorophenyl, 5-fluoropyridin-3-yl, 5-methoxypyridin-3-yl, 5-methylthiophen-2-yl, 6-methoxypyridin-3-yl, benzhydryl, furan-2-yl, m-tolyl, phenyl, p-tolyl, thiophen-2-yl and thiophen-3-yl; and

[0439] R^4 is selected from: H, 2,3-difluorophenyl, 2,4-difluorophenyl, 2-amino-2-oxoethoxy, 2-cyanoethyl, 2-ethoxyethylthio, 2-fluoro-4-methoxyphenyl, 2-fluoro-4-methylphenyl, 2-fluorophenyl, 2-hydroxyethyl, 2-hydroxyethylthio, 2-methoxyethyl, 2-methoxyethylthio, 3,4-difluorophenyl, 3,4-dihydroxybutyl, 3-chloro-2-fluorophenyl, 3-chlorophenyl, 3-fluoro-5-methoxyphenyl, 3-fluorophenyl, 3-hydroxypropyl, 3-methoxyphenyl, 4-chloro-2-fluorophenyl, 4-chloro-3-fluorophenyl, 4-chlorophenyl, 4-fluorophenyl, 4-hydroxyphenyl, 4-methoxyphenyl, cyanomethylthio, cyclopropyl, ethyl, isopropyl, methyl, methylthio, m-tolyl, n-propyl, phenyl, p-tolyl and trifluoromethyl.

[0440] One aspect of the present invention encompasses certain pyrazole derivatives selected from compounds of Formula II and pharmaceutically acceptable salts, solvates and hydrates thereof:

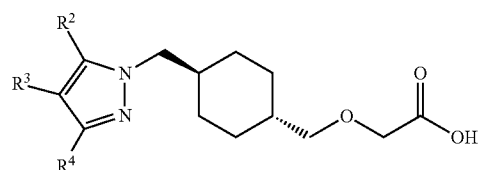


[0441] wherein:

[0442] R^2 and R^3 together with the pyrazole ring to which they are both attached to form a tricyclic heteroaryl; and

[0443] R^4 is selected from: H, C_1 - C_6 alkoxy, C_1 - C_6 alkyl, C_1 - C_6 alkylthio, aryl and C_3 - C_7 cycloalkyl; wherein said C_1 - C_6 alkoxy, C_1 - C_6 alkyl, C_1 - C_6 alkylthio, aryl and C_3 - C_7 cycloalkyl are each optionally substituted with one or more groups selected from: C_1 - C_6 alkoxy, C_1 - C_6 alkyl, carboxamide, cyano, halogen and hydroxy.

[0444] One aspect of the present invention encompasses certain pyrazole derivatives selected from compounds of Formula II and pharmaceutically acceptable salts, solvates and hydrates thereof:



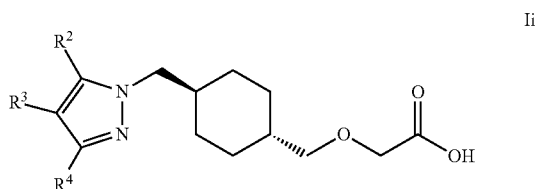
[0445] wherein:

[0446] R^2 and R^3 together with the pyrazole ring to which they are both attached to form 4,5-dihydro-3H-benzo[e]indazol-3-yl or indeno[2,1-c]pyrazol-1(8H)-yl; and

[0447] R^4 is selected from: H, 2,3-difluorophenyl, 2,4-difluorophenyl, 2-amino-2-oxoethoxy, 2-cyanoethyl, 2-ethoxyethylthio, 2-fluoro-4-methoxyphenyl, 2-fluoro-4-methylphenyl, 2-fluorophenyl, 2-hydroxyethylthio, 2-methoxyethyl, 2-methoxyethylthio, 3,4-difluorophenyl, 3,4-dihydroxybutyl,

tyl, 3-chloro-2-fluorophenyl, 3-chlorophenyl, 3-fluoro-5-methoxyphenyl, 3-fluorophenyl, 3-methoxyphenyl, 4-chloro-2-fluorophenyl, 4-chloro-3-fluorophenyl, 4-chlorophenyl, 4-fluorophenyl, 4-hydroxyphenyl, 4-methoxyphenyl, cyanomethylthio, cyclopropyl, ethyl, isopropyl, methyl, methylthio, m-tolyl, n-propyl, phenyl, p-tolyl and trifluoromethyl.

[0448] One aspect of the present invention encompasses certain pyrazole derivatives selected from compounds of Formula Ii and pharmaceutically acceptable salts, solvates and hydrates thereof:



[0449] wherein:

[0450] R^2 and R^3 together with the pyrazole ring to which they are both attached to form 4,5-dihydro-3H-benzo[e]indazol-3-yl or indeno[2,1-c]pyrazol-1(8H)-yl; and

[0451] R^4 is selected from: H, 2,3-difluorophenyl, 2,4-difluorophenyl, 2-amino-2-oxoethoxy, 2-cyanoethyl, 2-ethoxyethylthio, 2-fluoro-4-methoxyphenyl, 2-fluoro-4-methylphenyl, 2-fluorophenyl, 2-hydroxyethyl, 2-hydroxyethylthio, 2-methoxyethyl, 2-methoxyethylthio, 3,4-difluorophenyl, 3,4-dihydroxybutyl, 3-chloro-2-fluorophenyl, 3-chlorophenyl, 3-fluoro-5-methoxyphenyl, 3-fluorophenyl, 3-hydroxypropyl, 3-methoxyphenyl, 4-chloro-2-fluorophenyl, 4-chloro-3-fluorophenyl, 4-chlorophenyl, 4-fluorophenyl, 4-hydroxyphenyl, 4-methoxyphenyl, cyanomethylthio, cyclopropyl, ethyl, isopropyl, methyl, methylthio, m-tolyl, n-propyl, phenyl, p-tolyl and trifluoromethyl.

[0452] Some embodiments of the present invention include every combination of one or more compounds selected from the following group shown in TABLE A.

TABLE A

Cpd No.	Chemical Structure	Chemical Name
1		2-(((1r,4r)-4-((5-(4-fluorophenyl)-3-(methylthio)-4-phenyl-1H-pyrazol-1-yl)methyl)cyclohexyl)methoxy)acetic acid
2		2-(((1r,4r)-4-((3-(4-fluorophenyl)-5-(methylthio)-4-phenyl-1H-pyrazol-1-yl)methyl)cyclohexyl)methoxy)acetic acid
3		2-(((1s,4s)-4-((3,4-diphenyl-1H-pyrazol-1-yl)methyl)cyclohexyl)methoxy)acetic acid

TABLE A-continued

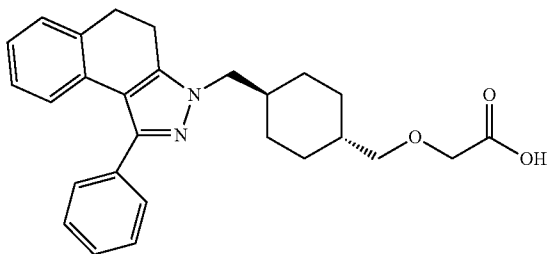
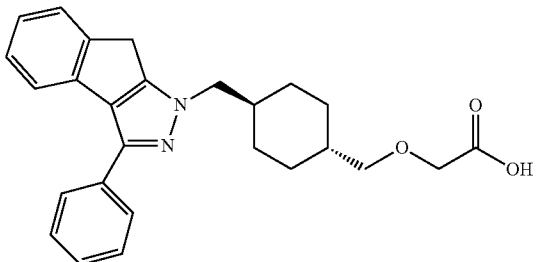
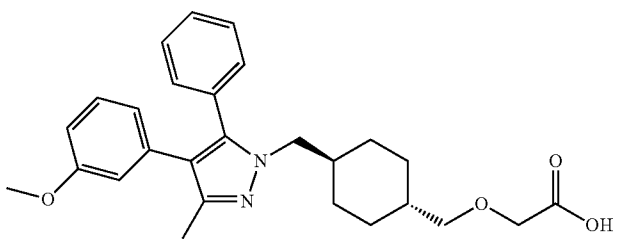
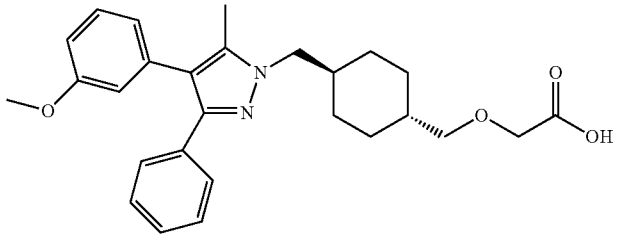
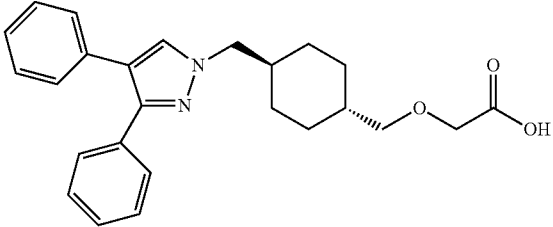
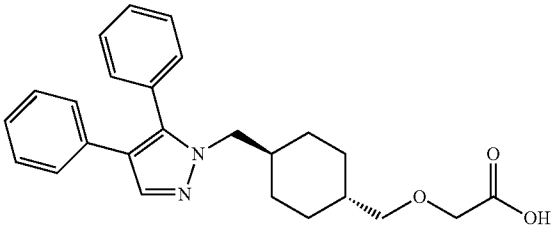
Cpd No.	Chemical Structure	Chemical Name
4		2-(((1r,4r)-4-((1-phenyl-4,5-dihydro-3H-benzo[e]indazol-3-yl)methyl)cyclohexyl)methoxy)acetic acid
5		2-(((1r,4r)-4-((3-phenylindeno[2,1-c]pyrazol-1(8H)-yl)methyl)cyclohexyl)methoxy)acetic acid
6		2-(((1r,4r)-4-((4-(3-methoxyphenyl)-3-methyl-5-phenyl-1H-pyrazol-1-yl)methyl)cyclohexyl)methoxy)acetic acid
7		2-(((1r,4r)-4-((4-(3-methoxyphenyl)-5-methyl-3-phenyl-1H-pyrazol-1-yl)methyl)cyclohexyl)methoxy)acetic acid
8		2-(((1r,4r)-4-((3,4-diphenyl-1H-pyrazol-1-yl)methyl)cyclohexyl)methoxy)acetic acid
9		2-(((1r,4r)-4-((4,5-diphenyl-1H-pyrazol-1-yl)methyl)cyclohexyl)methoxy)acetic acid

TABLE A-continued

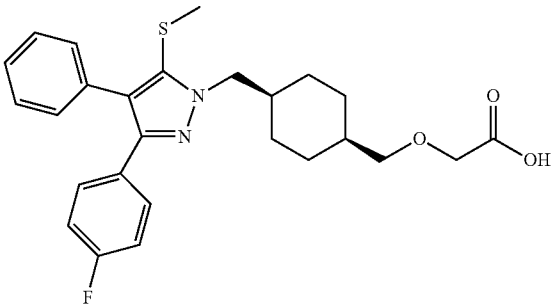
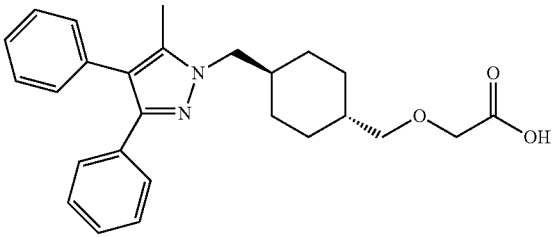
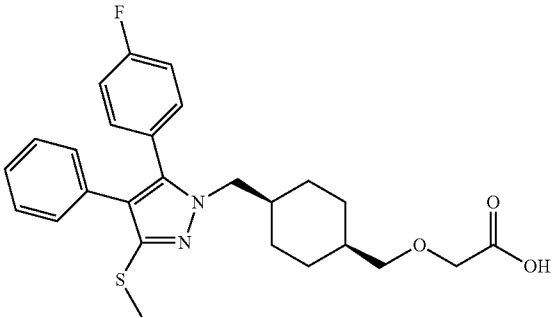
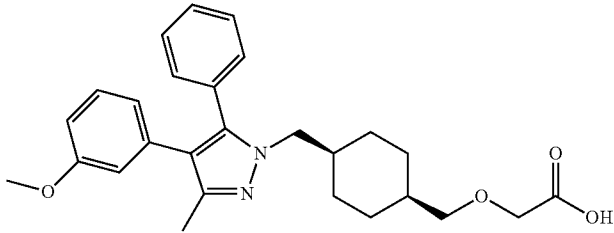
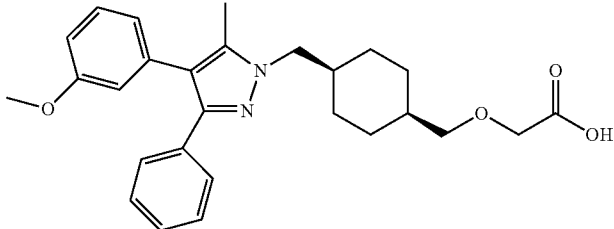
Cpd No.	Chemical Structure	Chemical Name
10		2-(((1s,4s)-4-((3-(4-fluorophenyl)-5-(methylthio)-4-phenyl-1H-pyrazol-1-yl)methyl)cyclohexyl)methoxy)acetic acid
11		2-(((1r,4r)-4-((5-methyl-3,4-diphenyl-1H-pyrazol-1-yl)methyl)cyclohexyl)methoxy)acetic acid
12		2-(((1s,4s)-4-((5-(4-fluorophenyl)-3-(methylthio)-4-phenyl-1H-pyrazol-1-yl)methyl)cyclohexyl)methoxy)acetic acid
13		2-(((1s,4s)-4-((4-(3-methoxyphenyl)-3-methyl-5-phenyl-1H-pyrazol-1-yl)methyl)cyclohexyl)methoxy)acetic acid
14		2-(((1s,4s)-4-((4-(3-methoxyphenyl)-5-methyl-3-phenyl-1H-pyrazol-1-yl)methyl)cyclohexyl)methoxy)acetic acid

TABLE A-continued

Cpd No.	Chemical Structure	Chemical Name
15		2-(((1s,4s)-4-((3-methyl-4,5-diphenyl-1H-pyrazol-1-yl)methyl)cyclohexyl)methoxy)acetic acid
16		2-(((1s,4s)-4-((5-methyl-3,4-diphenyl-1H-pyrazol-1-yl)methyl)cyclohexyl)methoxy)acetic acid
17		2-(((1s,4s)-4-((4-benzhydryl-1H-pyrazol-1-yl)methyl)cyclohexyl)methoxy)acetic acid
18		2-(((1r,4r)-4-((4-benzhydryl-1H-pyrazol-1-yl)methyl)cyclohexyl)methoxy)acetic acid
19		2-(((1s,4s)-4-((3-methyl-5-phenyl-4-m-tolyl-1H-pyrazol-1-yl)methyl)cyclohexyl)methoxy)acetic acid
20		2-(((1s,4s)-4-((4-(2,5-difluorophenyl)-5-methyl-3-phenyl-1H-pyrazol-1-yl)methyl)cyclohexyl)methoxy)acetic acid

TABLE A-continued

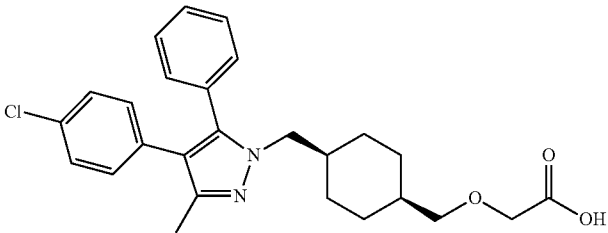
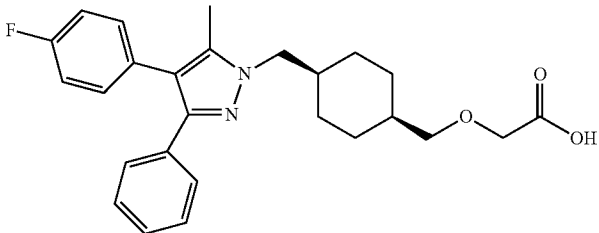
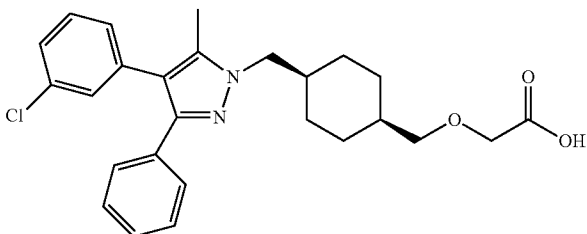
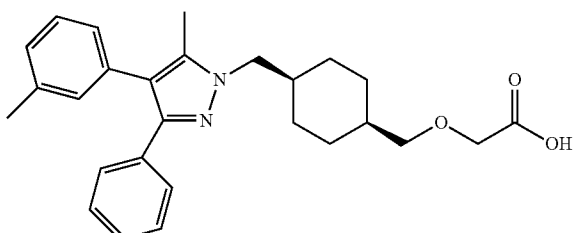
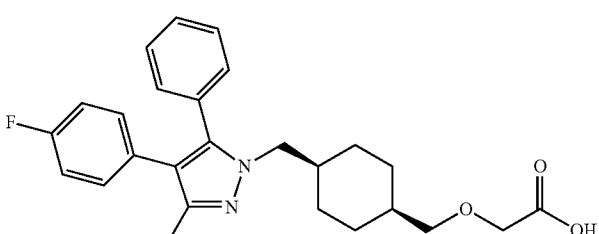
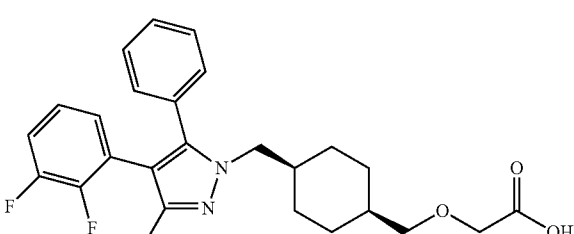
Cpd No.	Chemical Structure	Chemical Name
21		2-(((1s,4s)-4-((4-(4-chlorophenyl)-3-methyl-5-phenyl-1H-pyrazol-1-yl)methyl)cyclohexyl)methoxy)acetic acid
22		2-(((1s,4s)-4-((4-(4-fluorophenyl)-5-methyl-3-phenyl-1H-pyrazol-1-yl)methyl)cyclohexyl)methoxy)acetic acid
23		2-(((1s,4s)-4-((4-(3-chlorophenyl)-5-methyl-3-phenyl-1H-pyrazol-1-yl)methyl)cyclohexyl)methoxy)acetic acid
24		2-(((1s,4s)-4-((5-methyl-3-phenyl-4-m-tolyl-1H-pyrazol-1-yl)methyl)cyclohexyl)methoxy)acetic acid
25		2-(((1s,4s)-4-((4-(4-fluorophenyl)-3-methyl-5-phenyl-1H-pyrazol-1-yl)methyl)cyclohexyl)methoxy)acetic acid
26		2-(((1s,4s)-4-((4-(2,3-difluorophenyl)-3-methyl-5-phenyl-1H-pyrazol-1-yl)methyl)cyclohexyl)methoxy)acetic acid

TABLE A-continued

Cpd No.	Chemical Structure	Chemical Name
27		2-(((1s,4s)-4-((4-(2,3-difluorophenyl)-5-methyl-3-phenyl-1H-pyrazol-1-yl)methyl)cyclohexyl)methoxy)acetic acid
28		2-(((1s,4s)-4-((4-(4-chlorophenyl)-5-methyl-3-phenyl-1H-pyrazol-1-yl)methyl)cyclohexyl)methoxy)acetic acid
29		2-(((1s,4s)-4-((4-(2,5-difluorophenyl)-3-methyl-5-phenyl-1H-pyrazol-1-yl)methyl)cyclohexyl)methoxy)acetic acid
30		2-(((1s,4s)-4-((4-(3-methoxyphenyl)-3-(methylthio)-5-phenyl-1H-pyrazol-1-yl)methyl)cyclohexyl)methoxy)acetic acid
31		2-(((1s,4s)-4-((4-(3-methoxyphenyl)-3-(methylthio)-5-phenyl-1H-pyrazol-1-yl)methyl)cyclohexyl)methoxy)acetic acid

TABLE A-continued

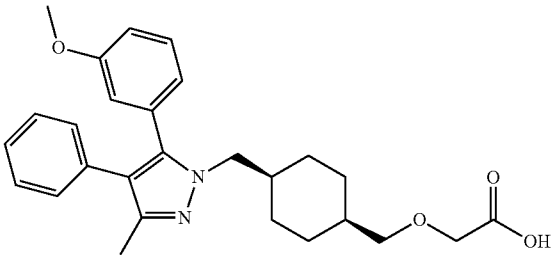
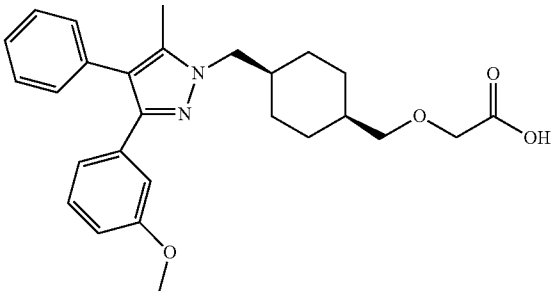
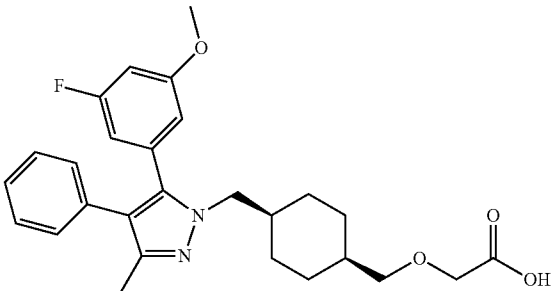
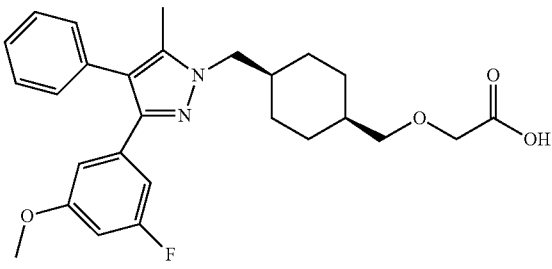
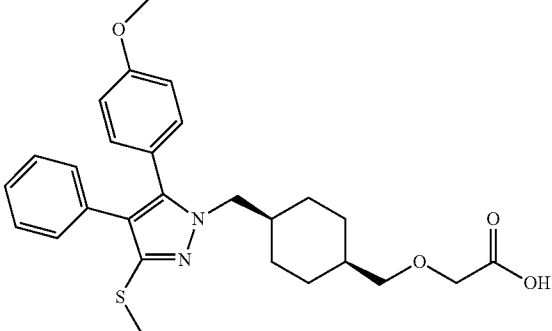
Cpd No.	Chemical Structure	Chemical Name
32		2-(((1s,4s)-4-((3-(3-methoxyphenyl)-3-methyl-4-phenyl-1H-pyrazol-1-yl)methyl)cyclohexyl)methoxy)acetic acid
33		2-(((1s,4s)-4-((3-(3-methoxyphenyl)-5-methyl-4-phenyl-1H-pyrazol-1-yl)methyl)cyclohexyl)methoxy)acetic acid
34		2-(((1s,4s)-4-((3-(3-fluoro-5-methoxyphenyl)-3-methyl-4-phenyl-1H-pyrazol-1-yl)methyl)cyclohexyl)methoxy)acetic acid
35		2-(((1s,4s)-4-((3-(3-fluoro-5-methoxyphenyl)-5-methyl-4-phenyl-1H-pyrazol-1-yl)methyl)cyclohexyl)methoxy)acetic acid
36		2-(((1s,4s)-4-((5-(4-methoxyphenyl)-3-(methylthio)-4-phenyl-1H-pyrazol-1-yl)methyl)cyclohexyl)methoxy)acetic acid

TABLE A-continued

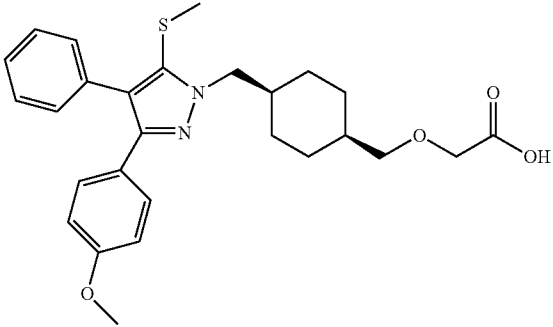
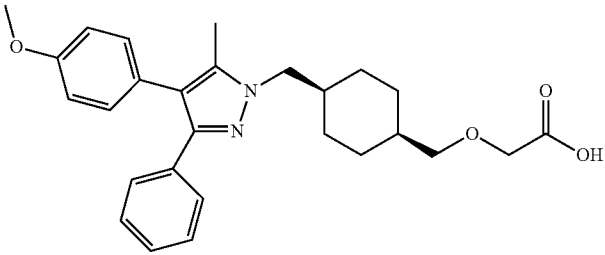
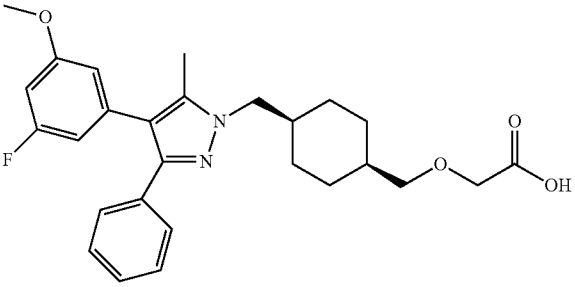
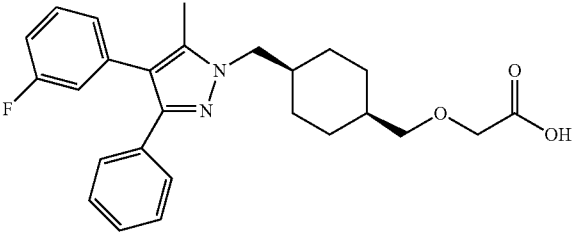
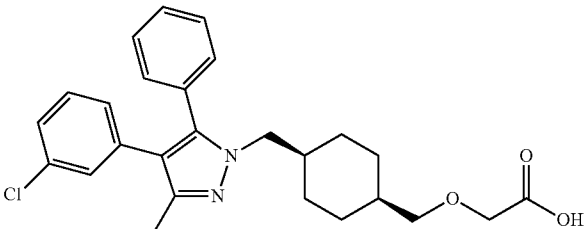
Cpd No.	Chemical Structure	Chemical Name
37		2-(((1s,4s)-4-((3-(4-methoxyphenyl)-5-(methylthio)-4-phenyl-1H-pyrazol-1-yl)methyl)cyclohexyl)methoxy)acetic acid
38		2-(((1s,4s)-4-((4-(4-methoxyphenyl)-5-methyl-3-phenyl-1H-pyrazol-1-yl)methyl)cyclohexyl)methoxy)acetic acid
39		2-(((1s,4s)-4-((4-(3-fluoro-5-methoxyphenyl)-5-methyl-3-phenyl-1H-pyrazol-1-yl)methyl)cyclohexyl)methoxy)acetic acid
40		2-(((1s,4s)-4-((4-(3-fluorophenyl)-5-methyl-3-phenyl-1H-pyrazol-1-yl)methyl)cyclohexyl)methoxy)acetic acid
41		2-(((1s,4s)-4-((4-(3-chlorophenyl)-3-methyl-5-phenyl-1H-pyrazol-1-yl)methyl)cyclohexyl)methoxy)acetic acid

TABLE A-continued

Cpd No.	Chemical Structure	Chemical Name
42		2-(((1s,4s)-4-((4-(4-methoxyphenyl)-3-methyl-5-phenyl-1H-pyrazol-1-yl)methyl)cyclohexyl)methoxy)acetic acid
43		2-(((1s,4s)-4-((4-(3-fluoro-5-methoxyphenyl)-3-methyl-5-phenyl-1H-pyrazol-1-yl)methyl)cyclohexyl)methoxy)acetic acid
44		2-(((1s,4s)-4-((4-(2-chlorophenyl)-5-methyl-3-phenyl-1H-pyrazol-1-yl)methyl)cyclohexyl)methoxy)acetic acid
45		2-(((1s,4s)-4-((4-(2-chlorophenyl)-3-methyl-5-phenyl-1H-pyrazol-1-yl)methyl)cyclohexyl)methoxy)acetic acid
46		2-(((1s,4s)-4-((4-(3-fluorophenyl)-3-methyl-5-phenyl-1H-pyrazol-1-yl)methyl)cyclohexyl)methoxy)acetic acid
47		2-(((1s,4s)-4-((5-methyl-3-phenyl-4-p-tolyl-1H-pyrazol-1-yl)methyl)cyclohexyl)methoxy)acetic acid

TABLE A-continued

Cpd No.	Chemical Structure	Chemical Name
48		2-(((1s,4s)-4-((4-(2,4-difluorophenyl)-5-methyl-3-phenyl-1H-pyrazol-1-yl)methyl)cyclohexyl)methoxy)acetic acid
49		2-(((1s,4s)-4-((4-(4-chlorophenyl)-3-phenyl-1H-pyrazol-1-yl)methyl)cyclohexyl)methoxy)acetic acid
50		2-(((1s,4s)-4-((4-(3-fluorophenyl)-3-phenyl-1H-pyrazol-1-yl)methyl)cyclohexyl)methoxy)acetic acid
51		2-(((1s,4s)-4-((4-(4-fluorophenyl)-3-phenyl-1H-pyrazol-1-yl)methyl)cyclohexyl)methoxy)acetic acid
52		2-(((1s,4s)-4-((4-(3-chloro-2-fluorophenyl)-5-methyl-3-phenyl-1H-pyrazol-1-yl)methyl)cyclohexyl)methoxy)acetic acid
53		2-(((1s,4s)-4-((4-(2,4-difluorophenyl)-3-methyl-5-phenyl-1H-pyrazol-1-yl)methyl)cyclohexyl)methoxy)acetic acid

TABLE A-continued

Cpd No.	Chemical Structure	Chemical Name
54		2-(((1s,4s)-4-((4-(3-chloro-2-fluorophenyl)-3-methyl-5-phenyl-1H-pyrazol-1-yl)methyl)cyclohexyl)methoxy)acetic acid
55		2-(((1s,4s)-4-((3-methyl-5-phenyl-4-p-tolyl-1H-pyrazol-1-yl)methyl)cyclohexyl)methoxy)acetic acid
56		2-(((1s,4s)-4-((4-(3-chloro-4-fluorophenyl)-3-methyl-5-phenyl-1H-pyrazol-1-yl)methyl)cyclohexyl)methoxy)acetic acid
57		2-(((1s,4s)-4-((4-(3-chloro-4-fluorophenyl)-5-methyl-3-phenyl-1H-pyrazol-1-yl)methyl)cyclohexyl)methoxy)acetic acid
58		2-(((1s,4s)-4-((4-(4-methoxyphenyl)-3-phenyl-1H-pyrazol-1-yl)methyl)cyclohexyl)methoxy)acetic acid

TABLE A-continued

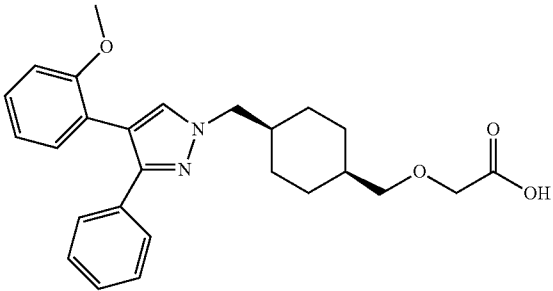
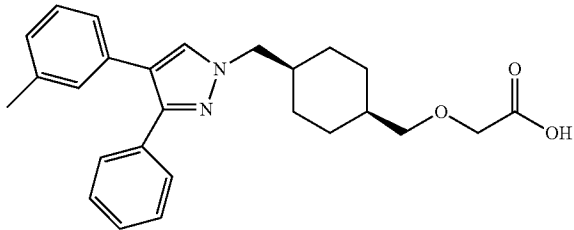
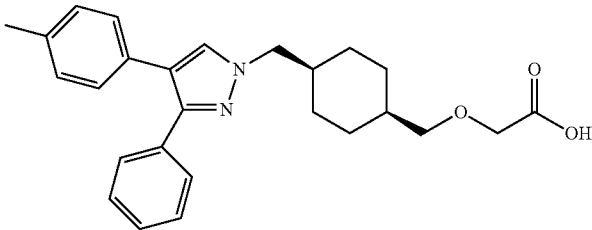
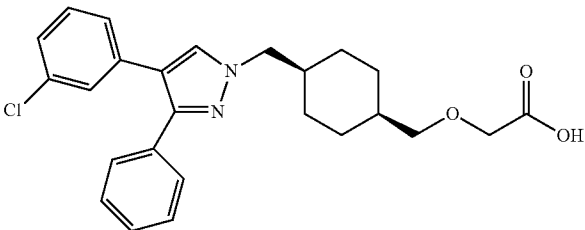
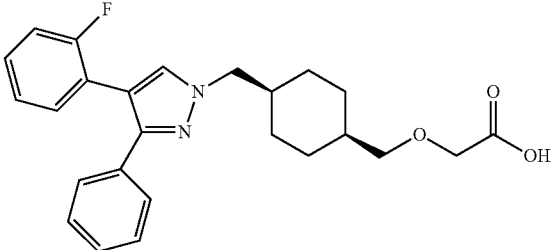
Cpd No.	Chemical Structure	Chemical Name
59		2-(((1s,4s)-4-((4-(2-methoxyphenyl)-3-phenyl-1H-pyrazol-1-yl)methyl)cyclohexyl)methoxy)acetic acid
60		2-(((1s,4s)-4-((3-phenyl-4-m-tolyl-1H-pyrazol-1-yl)methyl)cyclohexyl)methoxy)acetic acid
61		2-(((1s,4s)-4-((3-phenyl-4-p-tolyl-1H-pyrazol-1-yl)methyl)cyclohexyl)methoxy)acetic acid
62		2-(((1s,4s)-4-((3-(3-chlorophenyl)-3-phenyl-1H-pyrazol-1-yl)methyl)cyclohexyl)methoxy)acetic acid
63		2-(((1s,4s)-4-((4-(2-fluorophenyl)-3-phenyl-1H-pyrazol-1-yl)methyl)cyclohexyl)methoxy)acetic acid

TABLE A-continued

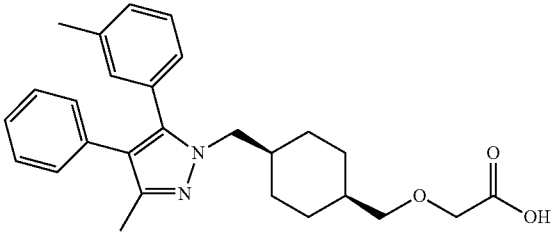
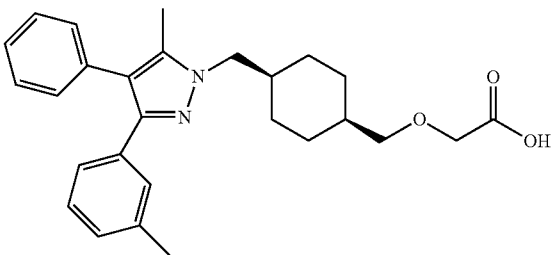
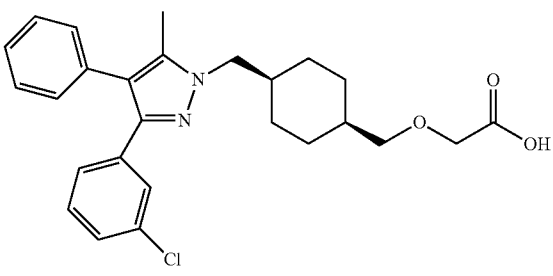
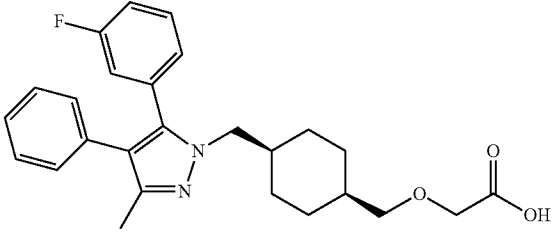
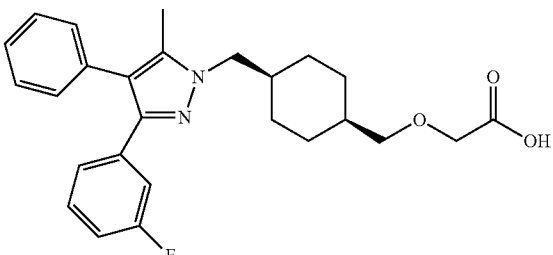
Cpd No.	Chemical Structure	Chemical Name
64		2-(((1s,4s)-4-((3-methyl-4-phenyl-5-m-tolyl-1H-pyrazol-1-yl)methyl)cyclohexyl)methoxy)acetic acid
65		2-(((1s,4s)-4-((5-methyl-4-phenyl-3-m-tolyl-1H-pyrazol-1-yl)methyl)cyclohexyl)methoxy)acetic acid
66		2-(((1s,4s)-4-((3-(3-chlorophenyl)-5-methyl-4-phenyl-1H-pyrazol-1-yl)methyl)cyclohexyl)methoxy)acetic acid
67		2-(((1s,4s)-4-((5-(3-fluorophenyl)-3-methyl-4-phenyl-1H-pyrazol-1-yl)methyl)cyclohexyl)methoxy)acetic acid
68		2-(((1s,4s)-4-((3-(3-fluorophenyl)-5-methyl-4-phenyl-1H-pyrazol-1-yl)methyl)cyclohexyl)methoxy)acetic acid

TABLE A-continued

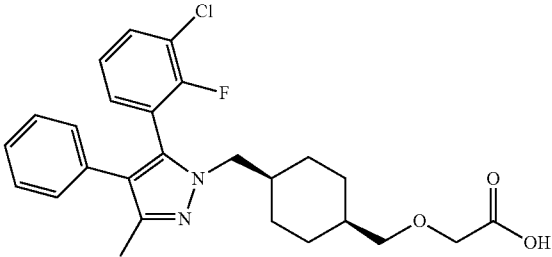
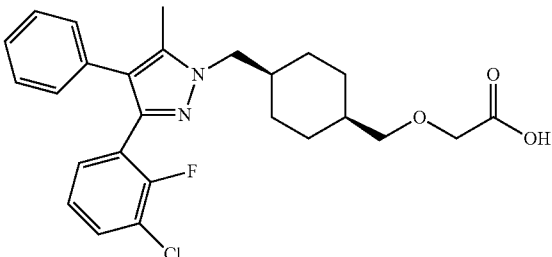
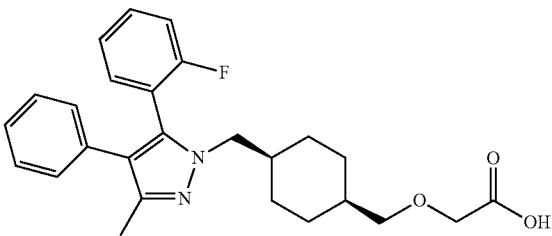
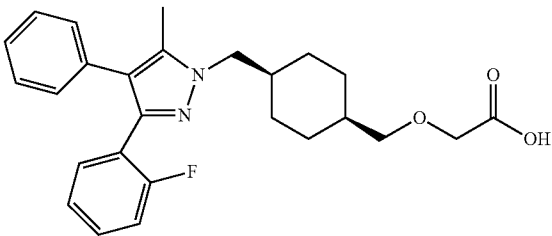
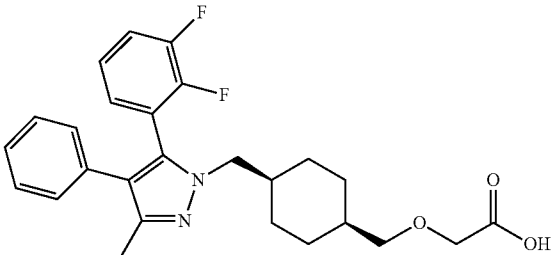
Cpd No.	Chemical Structure	Chemical Name
69		2-(((1s,4s)-4-((5-(3-chloro-2-fluorophenyl)-3-methyl-4-phenyl-1H-pyrazol-1-yl)methyl)cyclohexyl)methoxy)acetic acid
70		2-(((1s,4s)-4-((3-(3-chloro-2-fluorophenyl)-5-methyl-4-phenyl-1H-pyrazol-1-yl)methyl)cyclohexyl)methoxy)acetic acid
71		2-(((1s,4s)-4-((5-(2-fluorophenyl)-3-methyl-4-phenyl-1H-pyrazol-1-yl)methyl)cyclohexyl)methoxy)acetic acid
72		2-(((1s,4s)-4-((3-(2-fluorophenyl)-5-methyl-4-phenyl-1H-pyrazol-1-yl)methyl)cyclohexyl)methoxy)acetic acid
73		2-(((1s,4s)-4-((5-(2,3-difluorophenyl)-3-methyl-4-phenyl-1H-pyrazol-1-yl)methyl)cyclohexyl)methoxy)acetic acid

TABLE A-continued

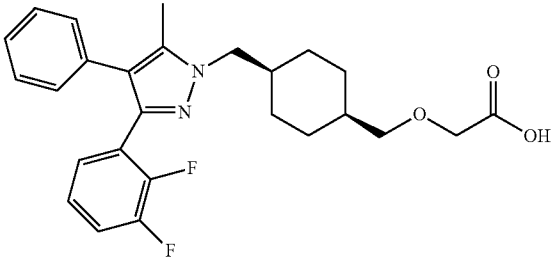
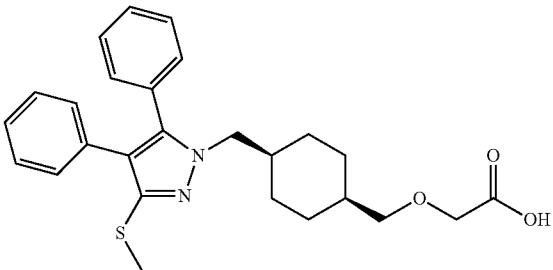
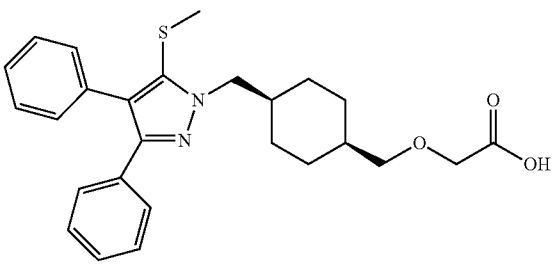
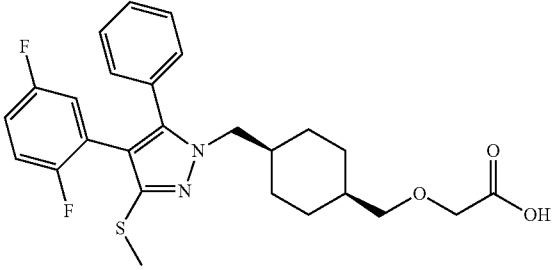
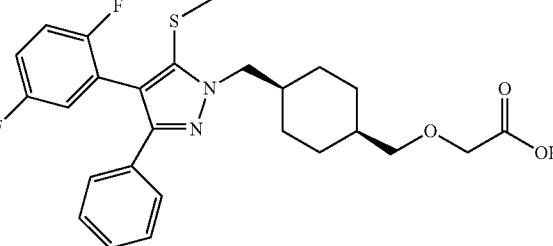
Cpd No.	Chemical Structure	Chemical Name
74		2-(((1s,4s)-4-((3-(2,3-difluorophenyl)-5-methyl-4-phenyl-1H-pyrazol-1-yl)methyl)cyclohexyl)methoxy)acetic acid
75		2-(((1s,4s)-4-((3-(methylthio)-4,5-diphenyl-1H-pyrazol-1-yl)methyl)cyclohexyl)methoxy)acetic acid
76		2-(((1s,4s)-4-((5-(methylthio)-3,4-diphenyl-1H-pyrazol-1-yl)methyl)cyclohexyl)methoxy)acetic acid
77		2-(((1s,4s)-4-((4-(2,5-difluorophenyl)-3-(methylthio)-5-phenyl-1H-pyrazol-1-yl)methyl)cyclohexyl)methoxy)acetic acid
78		2-(((1s,4s)-4-((4-(2,5-difluorophenyl)-5-(methylthio)-3-phenyl-1H-pyrazol-1-yl)methyl)cyclohexyl)methoxy)acetic acid

TABLE A-continued

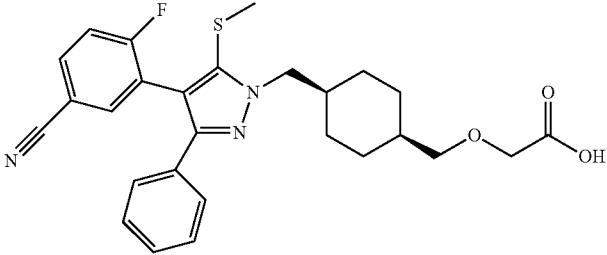
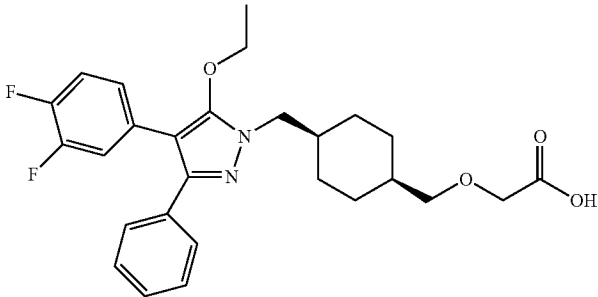
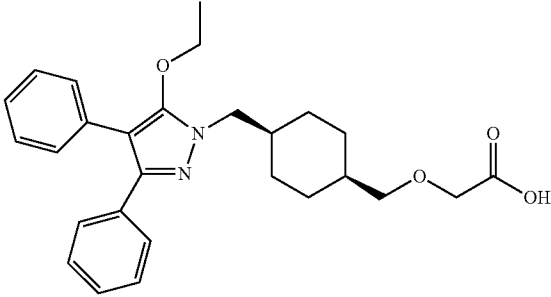
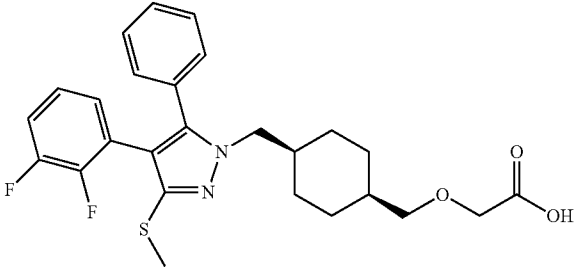
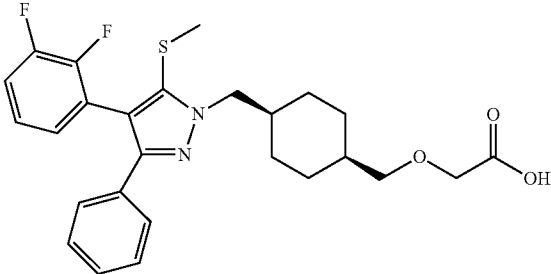
Cpd No.	Chemical Structure	Chemical Name
79		2-(((1s,4s)-4-((4-(5-cyano-2-fluorophenyl)-5-(methylthio)-3-phenyl-1H-pyrazol-1-yl)methyl)cyclohexyl)methoxy)acetic acid
80		2-(((1s,4s)-4-((4-(3,4-difluorophenyl)-5-ethoxy-3-phenyl-1H-pyrazol-1-yl)methyl)cyclohexyl)methoxy)acetic acid
81		2-(((1s,4s)-4-((5-ethoxy-3,4-diphenyl-1H-pyrazol-1-yl)methyl)cyclohexyl)methoxy)acetic acid
82		2-(((1s,4s)-4-((4-(2,3-difluorophenyl)-3-(methylthio)-5-phenyl-1H-pyrazol-1-yl)methyl)cyclohexyl)methoxy)acetic acid
83		2-(((1s,4s)-4-((4-(2,3-difluorophenyl)-5-(methylthio)-3-phenyl-1H-pyrazol-1-yl)methyl)cyclohexyl)methoxy)acetic acid

TABLE A-continued

Cpd No.	Chemical Structure	Chemical Name
84		2-(((1s,4s)-4-((4-(3-isopropoxyphenyl)-3-(methylthio)-5-phenyl-1H-pyrazol-1-yl)methyl)cyclohexyl)methoxy)acetic acid
85		2-(((1s,4s)-4-((4-(3-isopropoxyphenyl)-5-(methylthio)-3-phenyl-1H-pyrazol-1-yl)methyl)cyclohexyl)methoxy)acetic acid
86		2-(((1s,4s)-4-((4-(2,3-difluorophenyl)-5-(methylsulfonyl)-3-phenyl-1H-pyrazol-1-yl)methyl)cyclohexyl)methoxy)acetic acid
87		2-(((1s,4s)-4-((4-(2,5-difluorophenyl)-5-(methylsulfonyl)-3-phenyl-1H-pyrazol-1-yl)methyl)cyclohexyl)methoxy)acetic acid
88		2-(((1s,4s)-4-((5-(ethylthio)-3,4-diphenyl-1H-pyrazol-1-yl)methyl)cyclohexyl)methoxy)acetic acid

TABLE A-continued

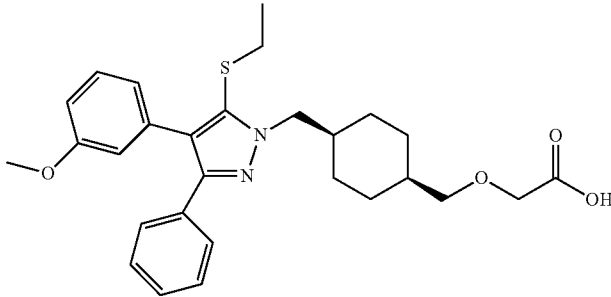
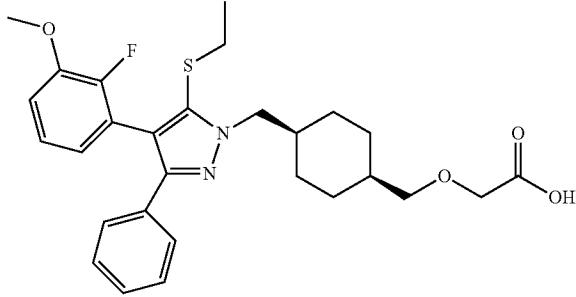
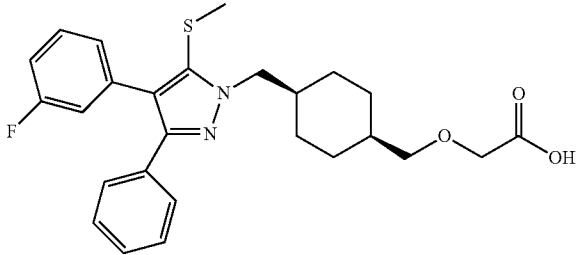
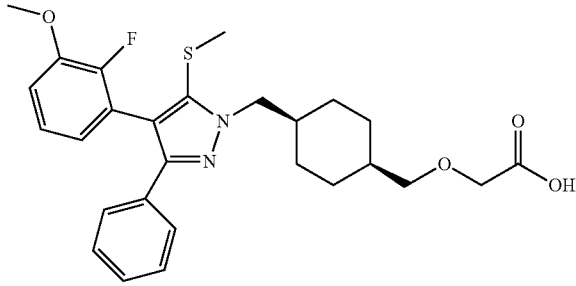
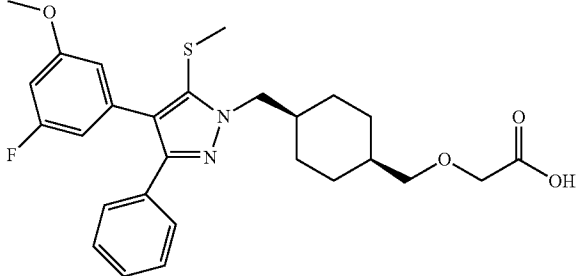
Cpd No.	Chemical Structure	Chemical Name
89		2-(((1s,4s)-4-((5-(ethylthio)-4-(3-methoxyphenyl)-3-phenyl-1H-pyrazol-1-yl)methyl)cyclohexyl)methoxy)acetic acid
90		2-(((1s,4s)-4-((5-(ethylthio)-4-(2-fluoro-3-methoxyphenyl)-3-phenyl-1H-pyrazol-1-yl)methyl)cyclohexyl)methoxy)acetic acid
91		2-(((1s,4s)-4-((4-(3-fluorophenyl)-5-(methylthio)-3-phenyl-1H-pyrazol-1-yl)methyl)cyclohexyl)methoxy)acetic acid
92		2-(((1s,4s)-4-((4-(2-fluoro-3-methoxyphenyl)-5-(methylthio)-3-phenyl-1H-pyrazol-1-yl)methyl)cyclohexyl)methoxy)acetic acid
93		2-(((1s,4s)-4-((4-(3-fluoro-5-methoxyphenyl)-5-(methylthio)-3-phenyl-1H-pyrazol-1-yl)methyl)cyclohexyl)methoxy)acetic acid

TABLE A-continued

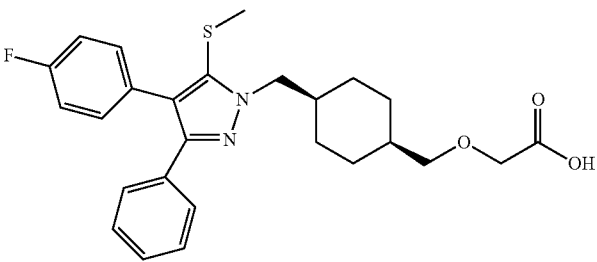
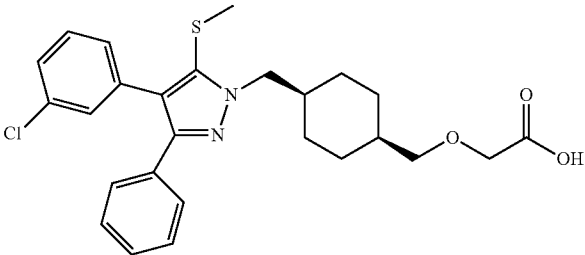
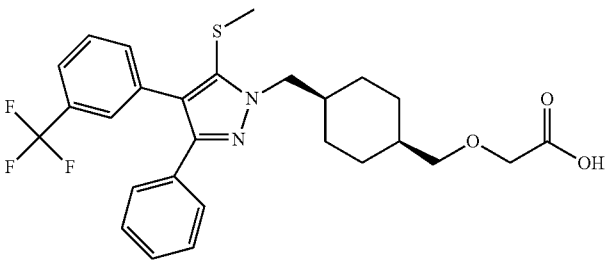
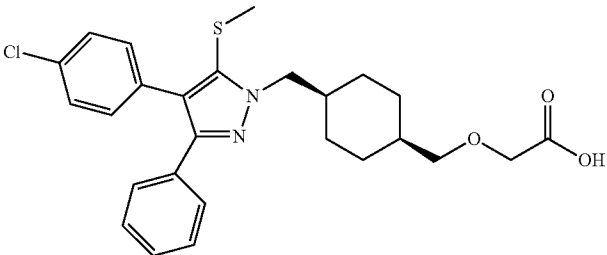
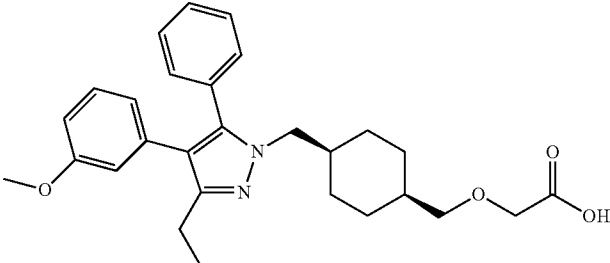
Cpd No.	Chemical Structure	Chemical Name
94		2-(((1s,4s)-4-((4-(4-fluorophenyl)-5-(methylthio)-3-phenyl-1H-pyrazol-1-yl)methyl)cyclohexyl)methoxy)acetic acid
95		2-(((1s,4s)-4-((4-(3-chlorophenyl)-5-(methylthio)-3-phenyl-1H-pyrazol-1-yl)methyl)cyclohexyl)methoxy)acetic acid
96		2-(((1s,4s)-4-((5-(methylthio)-3-phenyl-4-(3-(trifluoromethyl)phenyl)-1H-pyrazol-1-yl)methyl)cyclohexyl)methoxy)acetic acid
97		2-(((1s,4s)-4-((4-(4-chlorophenyl)-5-(methylthio)-3-phenyl-1H-pyrazol-1-yl)methyl)cyclohexyl)methoxy)acetic acid
98		2-(((1s,4s)-4-((3-ethyl-4-(3-methoxyphenyl)-5-phenyl-1H-pyrazol-1-yl)methyl)cyclohexyl)methoxy)acetic acid

TABLE A-continued

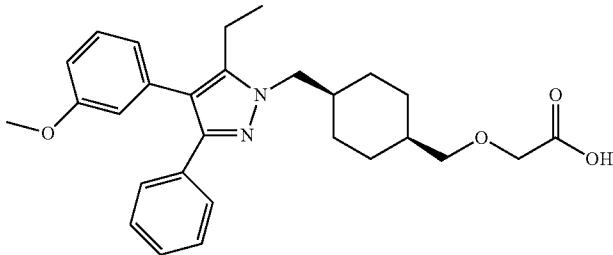
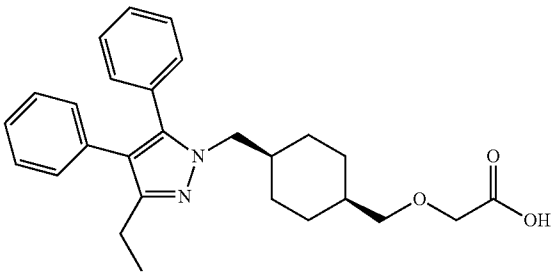
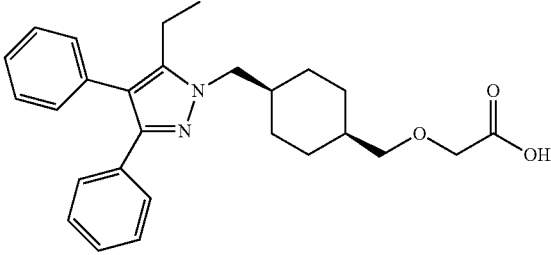
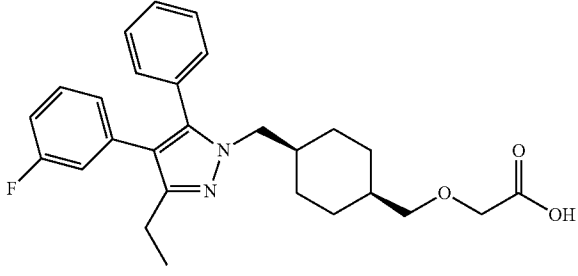
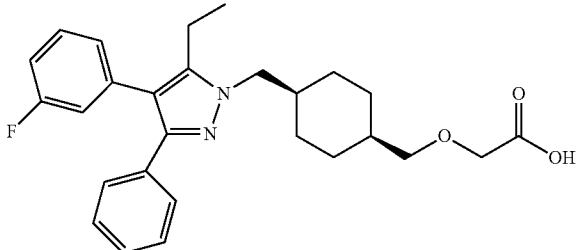
Cpd No.	Chemical Structure	Chemical Name
99		2-(((1s,4s)-4-((5-ethyl-4-(3-methoxyphenyl)-3-phenyl-1H-pyrazol-1-yl)methyl)cyclohexyl)methoxy)acetic acid
100		2-(((1s,4s)-4-((3-ethyl-4,5-diphenyl-1H-pyrazol-1-yl)methyl)cyclohexyl)methoxy)acetic acid
101		2-(((1s,4s)-4-((5-ethyl-3,4-diphenyl-1H-pyrazol-1-yl)methyl)cyclohexyl)methoxy)acetic acid
102		2-(((1s,4s)-4-((3-ethyl-4-(3-fluorophenyl)-5-phenyl-1H-pyrazol-1-yl)methyl)cyclohexyl)methoxy)acetic acid
103		2-(((1s,4s)-4-((5-ethyl-4-(3-fluorophenyl)-3-phenyl-1H-pyrazol-1-yl)methyl)cyclohexyl)methoxy)acetic acid

TABLE A-continued

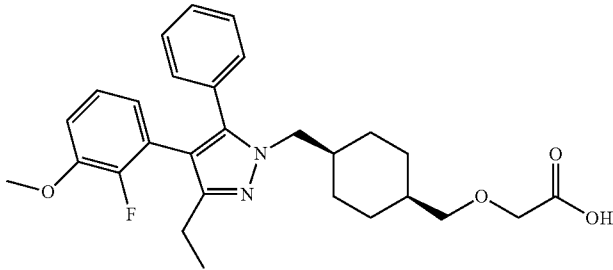
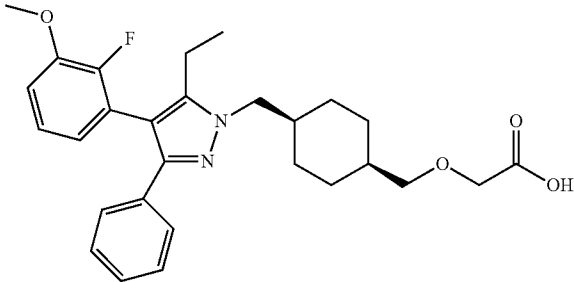
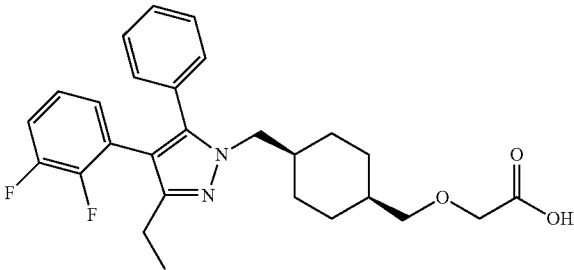
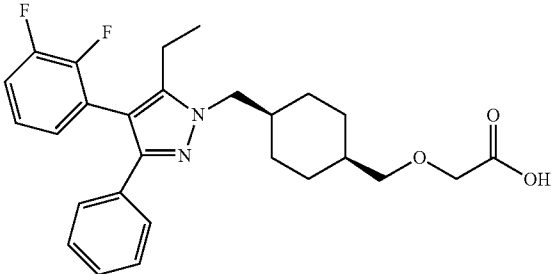
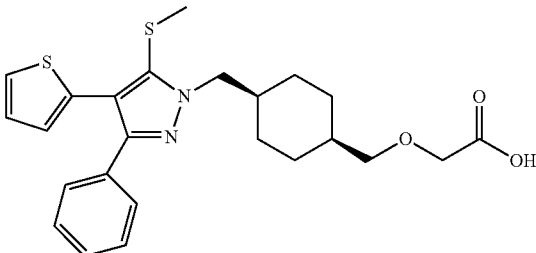
Cpd No.	Chemical Structure	Chemical Name
104		2-(((1s,4s)-4-((3-ethyl-4-(2-fluoro-3-methoxyphenyl)-5-phenyl-1H-pyrazol-1-yl)methyl)cyclohexyl)methoxy)acetic acid
105		2-(((1s,4s)-4-((5-ethyl-4-(2-fluoro-3-methoxyphenyl)-3-phenyl-1H-pyrazol-1-yl)methyl)cyclohexyl)methoxy)acetic acid
106		2-(((1s,4s)-4-((4-(2,3-difluorophenyl)-3-ethyl-5-phenyl-1H-pyrazol-1-yl)methyl)cyclohexyl)methoxy)acetic acid
107		2-(((1s,4s)-4-((4-(2,3-difluorophenyl)-5-ethyl-3-phenyl-1H-pyrazol-1-yl)methyl)cyclohexyl)methoxy)acetic acid
108		2-(((1s,4s)-4-((5-(methylthio)-3-phenyl-4-(thiophen-2-yl)-1H-pyrazol-1-yl)methyl)cyclohexyl)methoxy)acetic acid

TABLE A-continued

Cpd No.	Chemical Structure	Chemical Name
109		2-(((1s,4s)-4-((4-(furan-2-yl)-5-(methylthio)-3-phenyl-1H-pyrazol-1-yl)methyl)cyclohexyl)methoxy)acetic acid
110		2-(((1s,4s)-4-((5-(methylthio)-3-phenyl-4-(thiophen-3-yl)-1H-pyrazol-1-yl)methyl)cyclohexyl)methoxy)acetic acid
111		2-(((1s,4s)-4-((5-(methylthio)-4-(5-methylthiophen-2-yl)-3-phenyl-1H-pyrazol-1-yl)methyl)cyclohexyl)methoxy)acetic acid
112		2-(((1s,4s)-4-((3-isopropyl-4,5-diphenyl-1H-pyrazol-1-yl)methyl)cyclohexyl)methoxy)acetic acid
113		2-(((1s,4s)-4-((4-(3-fluorophenyl)-5-isopropyl-3-phenyl-1H-pyrazol-1-yl)methyl)cyclohexyl)methoxy)acetic acid

TABLE A-continued

Cpd No.	Chemical Structure	Chemical Name
114		2-(((1s,4s)-4-((4-(3-methoxyphenyl)-5-(methylsulfinyl)-3-phenyl-1H-pyrazol-1-yl)methyl)cyclohexyl)methoxy)acetic acid
115		2-(((1s,4s)-4-((4-(3-chlorophenyl)-3-ethyl-5-phenyl-1H-pyrazol-1-yl)methyl)cyclohexyl)methoxy)acetic acid
116		2-(((1s,4s)-4-((4-(3-chlorophenyl)-5-ethyl-3-phenyl-1H-pyrazol-1-yl)methyl)cyclohexyl)methoxy)acetic acid
117		2-(((1s,4s)-4-((4-(2,3-difluorophenyl)-5-isopropyl-3-phenyl-1H-pyrazol-1-yl)methyl)cyclohexyl)methoxy)acetic acid
118		2-(((1s,4s)-4-((5-(ethylthio)-4-(2-fluorophenyl)-3-phenyl-1H-pyrazol-1-yl)methyl)cyclohexyl)methoxy)acetic acid

TABLE A-continued

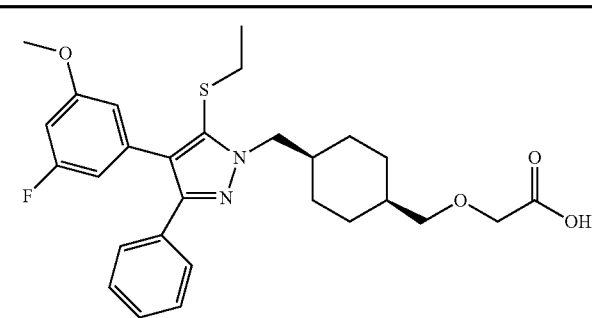
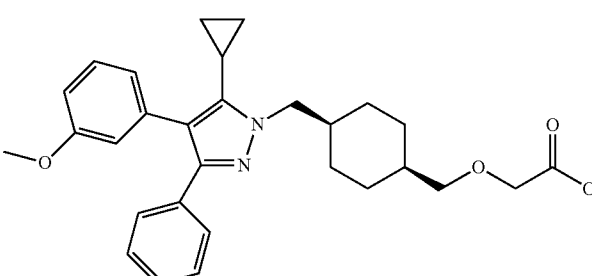
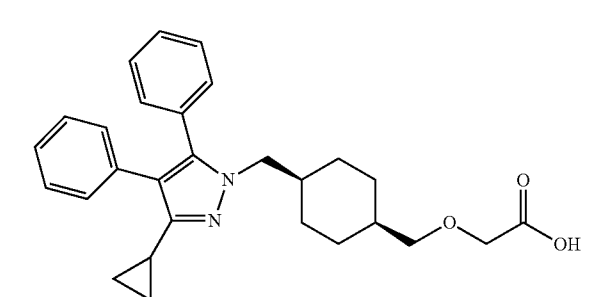
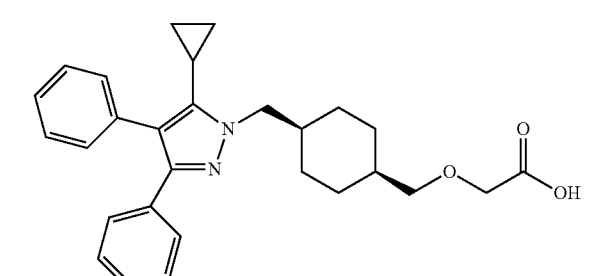
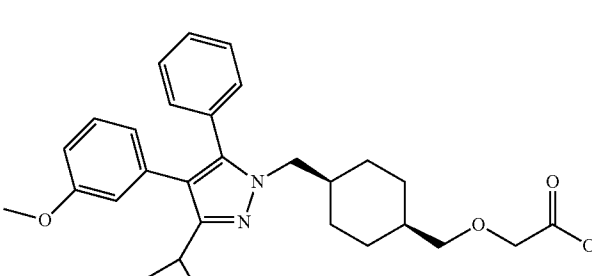
Cpd No.	Chemical Structure	Chemical Name
119		2-(((1s,4s)-4-((5-(ethythio)-4-(3-fluoro-5-methoxyphenyl)-3-phenyl-1H-pyrazol-1-yl)methyl)cyclohexyl)methoxy)acetic acid
120		2-(((1s,4s)-4-((5-(cyclopropyl)-4-(3-methoxyphenyl)-3-phenyl-1H-pyrazol-1-yl)methyl)cyclohexyl)methoxy)acetic acid
121		2-(((1s,4s)-4-((3-cyclopropyl-4,5-diphenyl-1H-pyrazol-1-yl)methyl)cyclohexyl)methoxy)acetic acid
122		2-(((1s,4s)-4-((5-(cyclopropyl)-3,4-diphenyl-1H-pyrazol-1-yl)methyl)cyclohexyl)methoxy)acetic acid
123		2-(((1s,4s)-4-((3-isopropyl-4-(3-methoxyphenyl)-5-phenyl-1H-pyrazol-1-yl)methyl)cyclohexyl)methoxy)acetic acid

TABLE A-continued

Cpd No.	Chemical Structure	Chemical Name
124		2-(((1s,4s)-4-((4-(3-chlorophenyl)-3-isopropyl-5-phenyl-1H-pyrazol-1-yl)methyl)cyclohexyl)methoxy)acetic acid
125		2-(((1s,4S)-4-((4-(2-fluoro-3-methoxyphenyl)-3-isopropyl-5-phenyl-1H-pyrazol-1-yl)methyl)cyclohexyl)methoxy)acetic acid
126		2-(((1s,4s)-4-((5-cyclopropyl-4-(2-fluoro-3-methoxyphenyl)-3-phenyl-1H-pyrazol-1-yl)methyl)cyclohexyl)methoxy)acetic acid
127		2-(((1s,4s)-4-((5-cyclopropyl-4-(2,3-difluorophenyl)-3-phenyl-1H-pyrazol-1-yl)methyl)cyclohexyl)methoxy)acetic acid
128		2-(((1s,4s)-4-((5-isopropyl-4-(3-methoxyphenyl)-3-phenyl-1H-pyrazol-1-yl)methyl)cyclohexyl)methoxy)acetic acid

TABLE A-continued

Cpd No.	Chemical Structure	Chemical Name
129		2-(((1s,4s)-4-((4-(3-chlorophenyl)-5-isopropyl-3-phenyl-1H-pyrazol-1-yl)methyl)cyclohexyl)methoxy)acetic acid
130		2-(((1s,4s)-4-((4-(2-fluoro-3-methoxyphenyl)-5-isopropyl-3-phenyl-1H-pyrazol-1-yl)methyl)cyclohexyl)methoxy)acetic acid
131		methyl 2-(((1s,4s)-4-((5-(methylthio)-3,4-diphenyl-1H-pyrazol-1-yl)methyl)cyclohexyl)methoxy)acetate
132		2-(((1s,4s)-4-((4-(3-chlorophenyl)-3-cyclopropyl-5-phenyl-1H-pyrazol-1-yl)methyl)cyclohexyl)methoxy)acetic acid
133		2-(((1s,4s)-4-((4-(3-chlorophenyl)-5-cyclopropyl-3-phenyl-1H-pyrazol-1-yl)methyl)cyclohexyl)methoxy)acetic acid

TABLE A-continued

Cpd No.	Chemical Structure	Chemical Name
134		2-(((1s,4s)-4-((4-(3-fluoro-5-methylphenyl)-5-(methylthio)-3-phenyl-1H-pyrazol-1-yl)methyl)cyclohexyl)methoxy)acetic acid
135		2-(((1s,4s)-4-((4-(5-fluoropyridin-3-yl)-5-(methylthio)-3-phenyl-1H-pyrazol-1-yl)methyl)cyclohexyl)methoxy)acetic acid
136		methyl 2-(((1s,4s)-4-((4-(3-methoxyphenyl)-5-methyl-3-phenyl-1H-pyrazol-1-yl)methyl)cyclohexyl)methoxy)acetate
137		2-(((1s,4s)-4-((3-(4-fluorophenyl)-5-methyl-4-phenyl-1H-pyrazol-1-yl)methyl)cyclohexyl)methoxy)acetic acid
138		2-(((1s,4s)-4-((3-(4-chlorophenyl)-5-methyl-4-phenyl-1H-pyrazol-1-yl)methyl)cyclohexyl)methoxy)acetic acid

TABLE A-continued

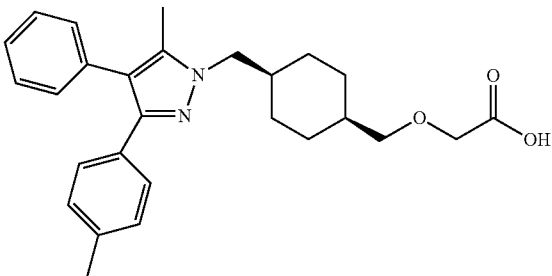
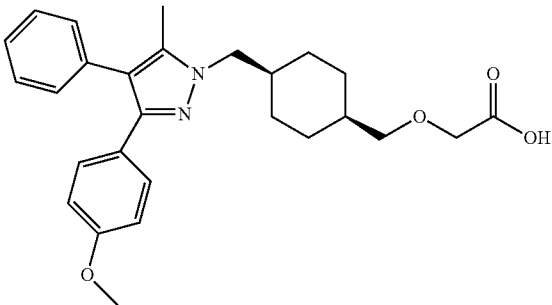
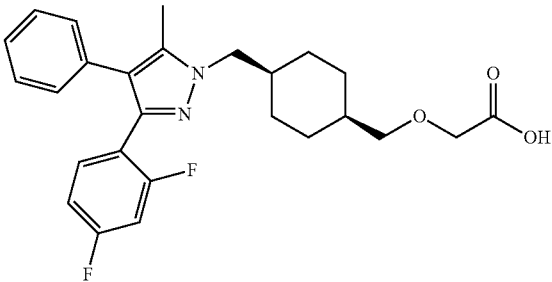
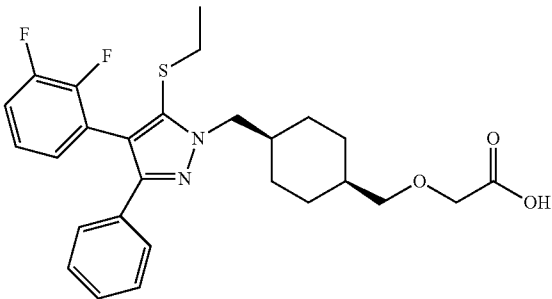
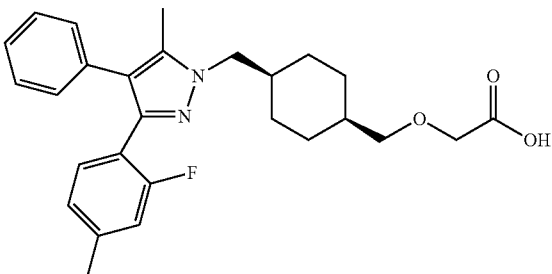
Cpd No.	Chemical Structure	Chemical Name
139		2-(((1s,4s)-4-((5-methyl-4-phenyl-3-p-tolyl-1H-pyrazol-1-yl)methyl)cyclohexyl)methoxy)acetic acid
140		2-(((1s,4s)-4-((3-(4-methoxyphenyl)-5-methyl-4-phenyl-1H-pyrazol-1-yl)methyl)cyclohexyl)methoxy)acetic acid
141		2-(((1s,4s)-4-((3-(2,4-difluorophenyl)-5-methyl-4-phenyl-1H-pyrazol-1-yl)methyl)cyclohexyl)methoxy)acetic acid
142		2-(((1s,4s)-4-((4-(2,3-difluorophenyl)-5-(ethylthio)-3-phenyl-1H-pyrazol-1-yl)methyl)cyclohexyl)methoxy)acetic acid
143		2-(((1s,4s)-4-((3-(2-fluoro-4-methylphenyl)-5-methyl-4-phenyl-1H-pyrazol-1-yl)methyl)cyclohexyl)methoxy)acetic acid

TABLE A-continued

Cpd No.	Chemical Structure	Chemical Name
144		2-(((1s,4s)-4-((3-(4-chloro-2-fluorophenyl)-5-methyl-4-phenyl-1H-pyrazol-1-yl)methyl)cyclohexyl)methoxy)acetic acid
145		2-(((1s,4s)-4-((3-(2-fluoro-4-methoxyphenyl)-5-methyl-4-phenyl-1H-pyrazol-1-yl)methyl)cyclohexyl)methoxy)acetic acid
146		2-(((1s,4s)-4-((5-(2-hydroxyethylthio)-3,4-diphenyl-1H-pyrazol-1-yl)methyl)cyclohexyl)methoxy)acetic acid
147		2-(((1s,4s)-4-((4-(5-fluoropyridin-3-yl)-5-methyl-3-phenyl-1H-pyrazol-1-yl)methyl)cyclohexyl)methoxy)acetic acid
148		2-(((1s,4s)-4-((5-(ethylthio)-4-(5-fluoropyridin-3-yl)-3-phenyl-1H-pyrazol-1-yl)methyl)cyclohexyl)methoxy)acetic acid

TABLE A-continued

Cpd No.	Chemical Structure	Chemical Name
149		2-(((1s,4s)-4-((5-ethyl-4-(5-fluoropyridin-3-yl)-3-phenyl-1H-pyrazol-1-yl)methyl)cyclohexyl)methoxy)acetic acid
150		2-(((1s,4s)-4-((1-phenyl-4,5-dihydro-3H-benzo[e]indazol-3-yl)methyl)cyclohexyl)methoxy)acetic acid
151		2-(((1s,4s)-4-((3,4-diphenyl-5-(trifluoromethyl)-1H-pyrazol-1-yl)methyl)cyclohexyl)methoxy)acetic acid
152		2-(((1s,4s)-4-((3-phenyl-4-p-tolyl-5-(trifluoromethyl)-1H-pyrazol-1-yl)methyl)cyclohexyl)methoxy)acetic acid
153		2-(((1s,4s)-4-((4-(3-hydroxyphenyl)-5-methyl-3-phenyl-1H-pyrazol-1-yl)methyl)cyclohexyl)methoxy)acetic acid

TABLE A-continued

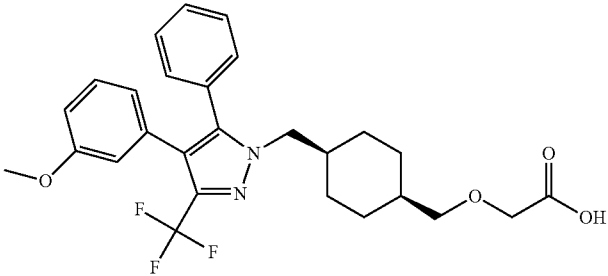
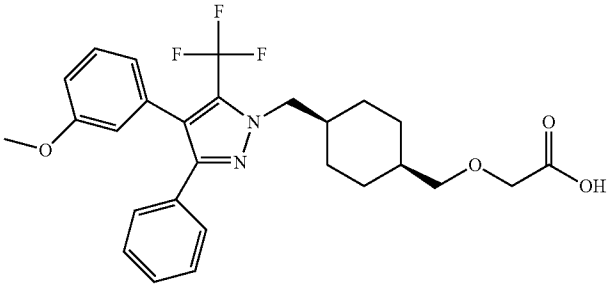
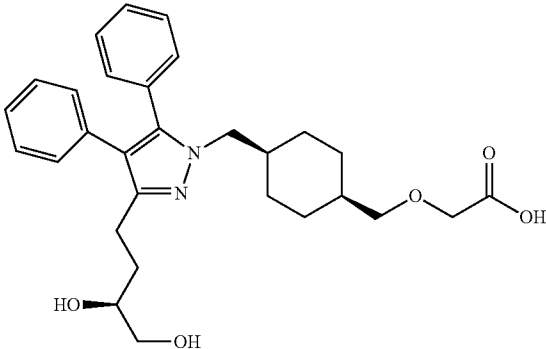
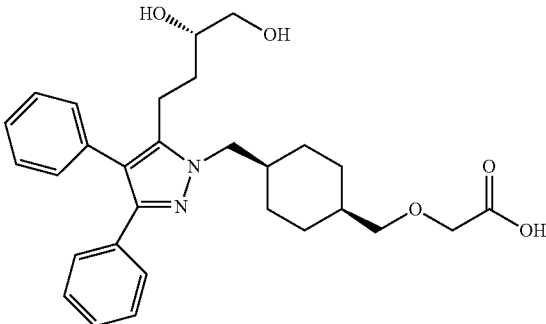
Cpd No.	Chemical Structure	Chemical Name
154		2-(((1S,4S)-4-((4-(3-methoxyphenyl)-5-phenyl-3-(trifluoromethyl)-1H-pyrazol-1-yl)methyl)cyclohexyl)methoxy)acetic acid
155		2-(((1S,4S)-4-((4-(3-methoxyphenyl)-3-phenyl-5-(trifluoromethyl)-1H-pyrazol-1-yl)methyl)cyclohexyl)methoxy)acetic acid
156		2-(((1R,4S)-4-((3-((S)-3,4-dihydroxybutyl)-4,5-diphenyl-1H-pyrazol-1-yl)methyl)cyclohexyl)methoxy)acetic acid
157		2-(((1R,4S)-4-((5-((S)-3,4-dihydroxybutyl)-3,4-diphenyl-1H-pyrazol-1-yl)methyl)cyclohexyl)methoxy)acetic acid

TABLE A-continued

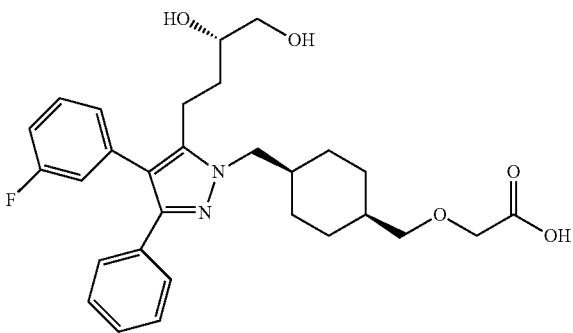
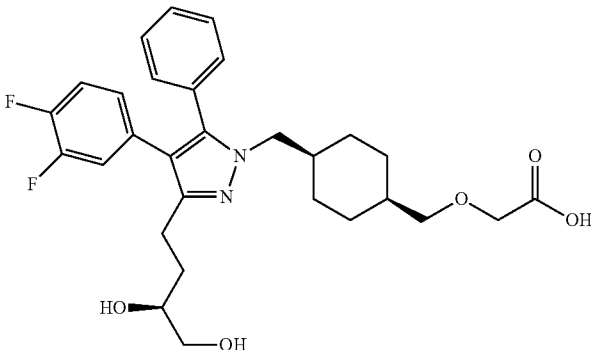
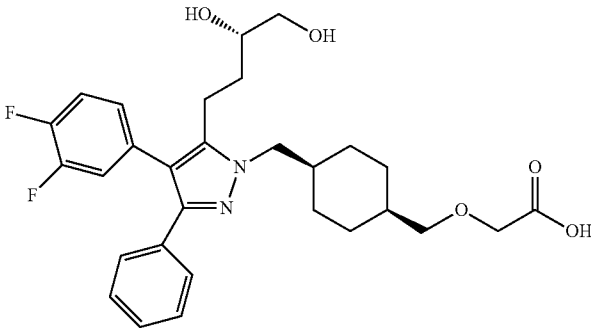
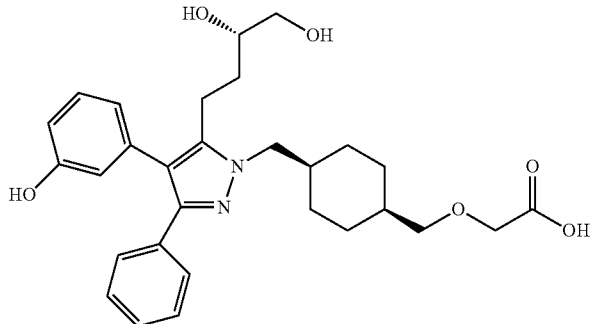
Cpd No.	Chemical Structure	Chemical Name
158		2-(((1R,4s)-4-((5-((S)-3,4-dihydroxybutyl)-4-(3-fluorophenyl)-3-phenyl-1H-pyrazol-1-yl)methyl)cyclohexyl)methoxy)acetic acid
159		2-(((1s,4s)-4-((4-(3,4-difluorophenyl)-3-((S)-3,4-dihydroxybutyl)-5-phenyl-1H-pyrazol-1-yl)methyl)cyclohexyl)methoxy)acetic acid
160		2-(((1R,4s)-4-((4-(3,4-difluorophenyl)-5-((S)-3,4-dihydroxybutyl)-3-phenyl-1H-pyrazol-1-yl)methyl)cyclohexyl)methoxy)acetic acid
161		2-(((1R,4s)-4-((5-((S)-3,4-dihydroxybutyl)-4-(3-hydroxyphenyl)-3-phenyl-1H-pyrazol-1-yl)methyl)cyclohexyl)methoxy)acetic acid

TABLE A-continued

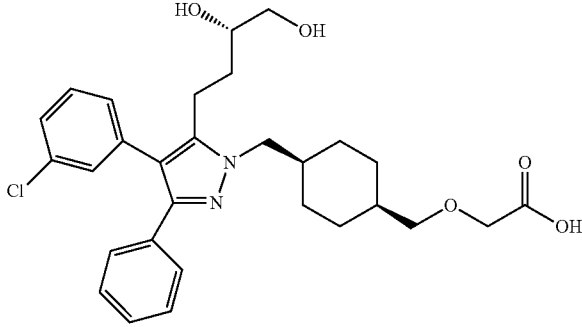
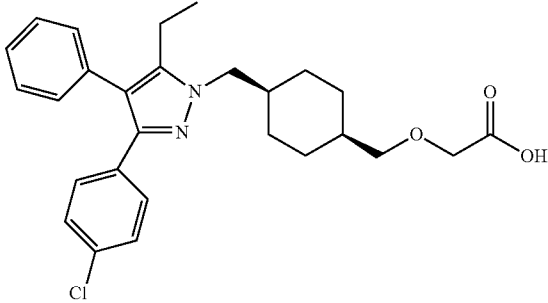
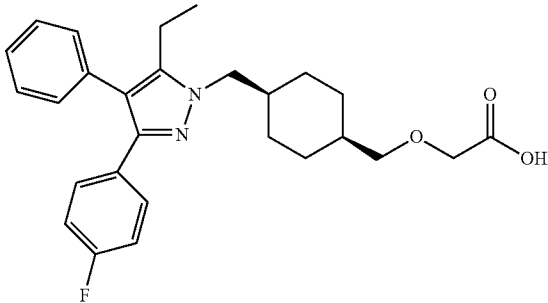
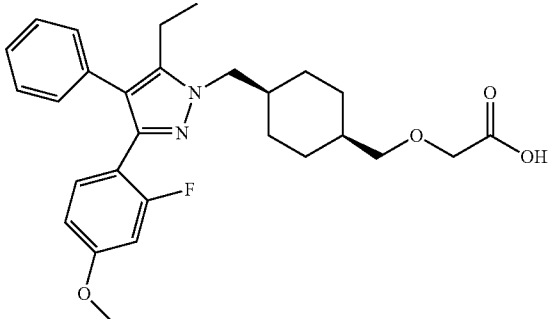
Cpd No.	Chemical Structure	Chemical Name
162		2-(((1R,4S)-4-((4-(3-chlorophenyl)-5-((S)-3,4-dihydroxybutyl)-3-phenyl-1H-pyrazol-1-yl)methyl)cyclohexyl)methoxy)acetic acid
163		2-(((1S,4S)-4-((3-(4-chlorophenyl)-5-ethyl-4-phenyl-1H-pyrazol-1-yl)methyl)cyclohexyl)methoxy)acetic acid
164		2-(((1S,4S)-4-((5-ethyl-3-(4-fluorophenyl)-4-phenyl-1H-pyrazol-1-yl)methyl)cyclohexyl)methoxy)acetic acid
165		2-(((1S,4S)-4-((5-ethyl-3-(2-fluoro-4-methoxyphenyl)-4-phenyl-1H-pyrazol-1-yl)methyl)cyclohexyl)methoxy)acetic acid

TABLE A-continued

Cpd No.	Chemical Structure	Chemical Name
166		2-(((1s,4s)-4-((5-ethyl-3-(4-methoxyphenyl)-4-phenyl-1H-pyrazol-1-yl)methyl)cyclohexyl)methoxy)acetic acid
167		2-(((1s,4s)-4-((5-ethyl-3-(2-fluoro-4-methylphenyl)-4-phenyl-1H-pyrazol-1-yl)methyl)cyclohexyl)methoxy)acetic acid
168		2-(((1s,4s)-4-((5-ethyl-4-phenyl-3-p-tolyl-1H-pyrazol-1-yl)methyl)cyclohexyl)methoxy)acetic acid
169		2-(((1S,4s)-4-((5-((R)-3,4-dihydroxybutyl)-4-(3-fluorophenyl)-3-phenyl-1H-pyrazol-1-yl)methyl)cyclohexyl)methoxy)acetic acid

TABLE A-continued

Cpd No.	Chemical Structure	Chemical Name
170		2-(((1S,4S)-4-((4-(3,4-difluorophenyl)-5-((R)-3,4-dihydroxybutyl)-3-phenyl-1H-pyrazol-1-yl)methyl)cyclohexyl)methoxy)acetic acid
171		2-(((1S,4S)-4-((4-(3-chlorophenyl)-5-((R)-3,4-dihydroxybutyl)-3-phenyl-1H-pyrazol-1-yl)methyl)cyclohexyl)methoxy)acetic acid
172		2-(((1S,4S)-4-((5-ethyl-4-(3-hydroxyphenyl)-3-phenyl-1H-pyrazol-1-yl)methyl)cyclohexyl)methoxy)acetic acid
173		2-(((1S,4S)-4-((4-(3-hydroxyphenyl)-5-(methylthio)-3-phenyl-1H-pyrazol-1-yl)methyl)cyclohexyl)methoxy)acetic acid
174		2-(((1S,4S)-4-((5-(ethylthio)-4-(2-fluoro-3-hydroxyphenyl)-3-phenyl-1H-pyrazol-1-yl)methyl)cyclohexyl)methoxy)acetic acid

TABLE A-continued

Cpd No.	Chemical Structure	Chemical Name
175		2-(((1s,4s)-4-((5-ethyl-3-(4-hydroxyphenyl)-4-phenyl-1H-pyrazol-1-yl)methyl)cyclohexyl)methoxy)acetic acid
176		2-(((1s,4s)-4-((3-(4-chloro-3-fluorophenyl)-5-ethyl-4-phenyl-1H-pyrazol-1-yl)methyl)cyclohexyl)methoxy)acetic acid
177		2-(((1s,4s)-4-((5-(2-ethylthio)-4-(3-hydroxyphenyl)-3-phenyl-1H-pyrazol-1-yl)methyl)cyclohexyl)methoxy)acetic acid
178		2-(((1s,4s)-4-((5-(2-methoxyethyl)-3,4-diphenyl-1H-pyrazol-1-yl)methyl)cyclohexyl)methoxy)acetic acid

TABLE A-continued

Cpd No.	Chemical Structure	Chemical Name
179		2-(((1s,4s)-4-((5-(2-methoxyethyl)-4-(3-methoxyphenyl)-3-phenyl-1H-pyrazol-1-yl)methyl)cyclohexyl)methoxy)acetic acid
180		2-(((1s,4s)-4-((4-(3-hydroxyphenyl)-5-(2-methoxyethyl)-3-phenyl-1H-pyrazol-1-yl)methyl)cyclohexyl)methoxy)acetic acid
181		2-(((1s,4s)-4-((5-(2-methoxyethyl)-4-(6-methoxypyridin-3-yl)-3-phenyl-1H-pyrazol-1-yl)methyl)cyclohexyl)methoxy)acetic acid
182		2-(((1s,4s)-4-((4-(2-fluoro-3-hydroxyphenyl)-5-(2-methoxyethyl)-3-phenyl-1H-pyrazol-1-yl)methyl)cyclohexyl)methoxy)acetic acid

TABLE A-continued

Cpd No.	Chemical Structure	Chemical Name
183		2-(((1s,4s)-4-((3-(cyanomethylthio)-4,5-diphenyl-1H-pyrazol-1-yl)methyl)cyclohexyl)methoxy)acetic acid
184		2-(((1s,4s)-4-((5-(cyanomethylthio)-3,4-diphenyl-1H-pyrazol-1-yl)methyl)cyclohexyl)methoxy)acetic acid
185		2-(((1s,4s)-4-((3-(2-ethoxyethylthio)-4,5-diphenyl-1H-pyrazol-1-yl)methyl)cyclohexyl)methoxy)acetic acid
186		2-(((1s,4s)-4-((5-(2-ethoxyethylthio)-3,4-diphenyl-1H-pyrazol-1-yl)methyl)cyclohexyl)methoxy)acetic acid

TABLE A-continued

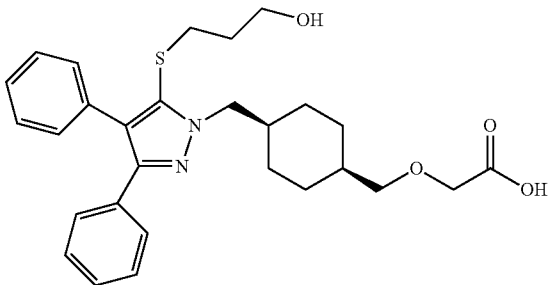
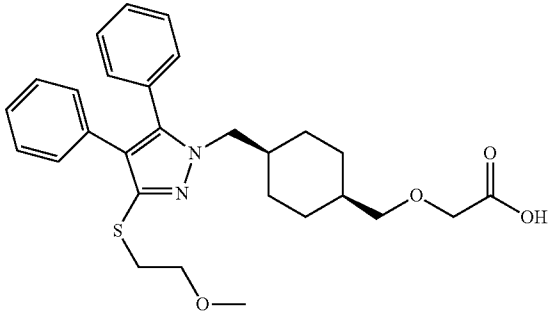
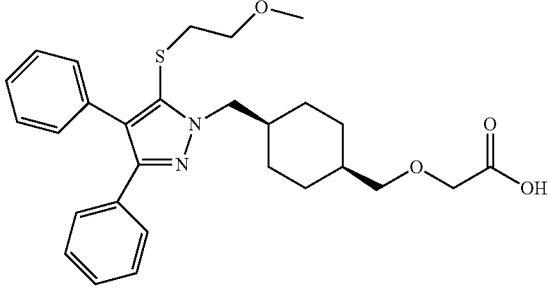
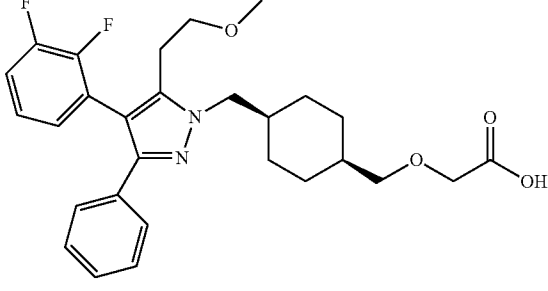
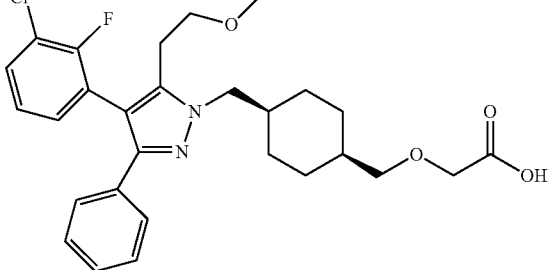
Cpd No.	Chemical Structure	Chemical Name
187		2-(((1s,4s)-4-((5-(3-hydroxypropylthio)-3,4-diphenyl-1H-pyrazol-1-yl)methyl)cyclohexyl)methoxy)acetic acid
188		2-(((1s,4s)-4-((3-(2-methoxyethylthio)-4,5-diphenyl-1H-pyrazol-1-yl)methyl)cyclohexyl)methoxy)acetic acid
189		2-(((1s,4s)-4-((5-(2-methoxyethylthio)-3,4-diphenyl-1H-pyrazol-1-yl)methyl)cyclohexyl)methoxy)acetic acid
190		2-(((1s,4s)-4-((4-(2,3-difluorophenyl)-5-(2-methoxyethyl)-3-phenyl-1H-pyrazol-1-yl)methyl)cyclohexyl)methoxy)acetic acid
191		2-(((1s,4s)-4-((4-(3-chloro-2-fluorophenyl)-5-(2-methoxyethyl)-3-phenyl-1H-pyrazol-1-yl)methyl)cyclohexyl)methoxy)acetic acid

TABLE A-continued

Cpd No.	Chemical Structure	Chemical Name
192		2-(((1s,4s)-4-((4-(2-fluoro-3-methylphenyl)-5-(2-methoxyethyl)-3-phenyl-1H-pyrazol-1-yl)methyl)cyclohexyl)methoxy)acetic acid
193		2-(((1s,4s)-4-((5-(2-methoxyethyl)-3-phenyl-4-m-tolyl-1H-pyrazol-1-yl)methyl)cyclohexyl)methoxy)acetic acid
194		2-(((1s,4s)-4-((4-(3-fluorophenyl)-5-(2-methoxyethyl)-3-phenyl-1H-pyrazol-1-yl)methyl)cyclohexyl)methoxy)acetic acid
195		2-(((1s,4s)-4-((4-(2-methoxypyridin-4-yl)-5-methyl-3-phenyl-1H-pyrazol-1-yl)methyl)cyclohexyl)methoxy)acetic acid
196		2-(((1s,4s)-4-((5-ethyl-4-(2-methoxypyridin-4-yl)-3-phenyl-1H-pyrazol-1-yl)methyl)cyclohexyl)methoxy)acetic acid

TABLE A-continued

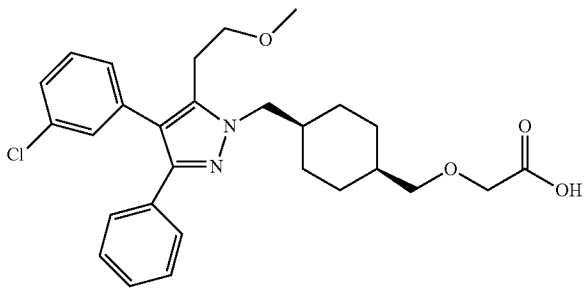
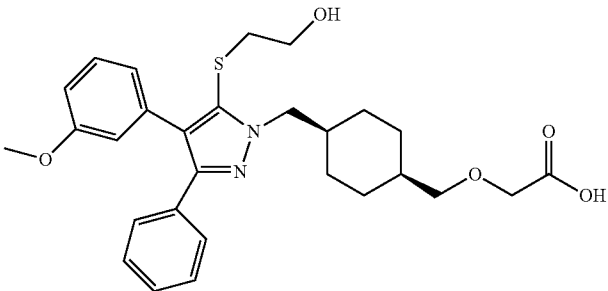
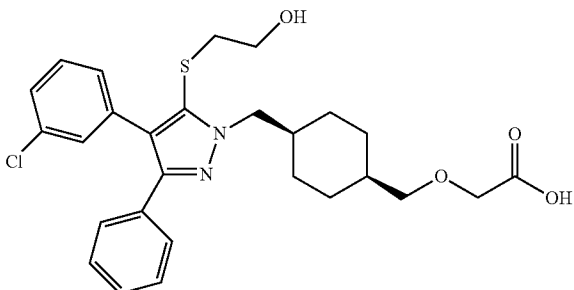
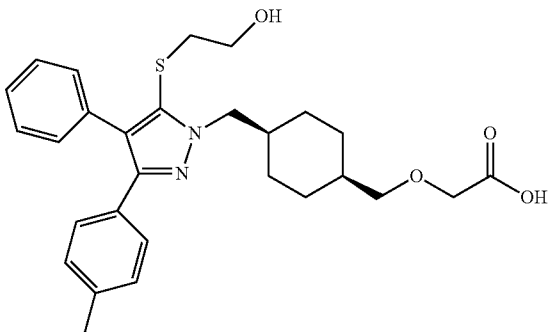
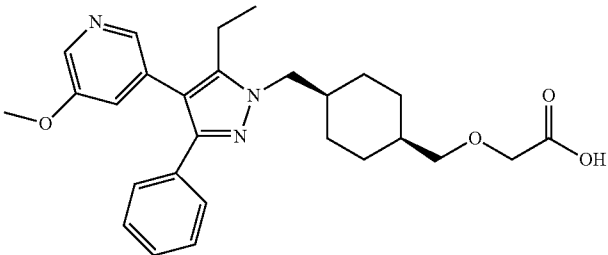
Cpd No.	Chemical Structure	Chemical Name
197		2-(((1s,4s)-4-((4-(3-chlorophenyl)-5-(2-methoxyethyl)-3-phenyl-1H-pyrazol-1-yl)methyl)cyclohexyl)methoxy)acetic acid
198		2-(((1s,4s)-4-((5-(2-hydroxyethylthio)-4-(3-methoxyphenyl)-3-phenyl-1H-pyrazol-1-yl)methyl)cyclohexyl)methoxy)acetic acid
199		2-(((1s,4s)-4-((4-(3-chlorophenyl)-5-(2-hydroxyethylthio)-3-phenyl-1H-pyrazol-1-yl)methyl)cyclohexyl)methoxy)acetic acid
200		2-(((1s,4s)-4-((5-(2-hydroxyethylthio)-4-phenyl-3-p-tolyl-1H-pyrazol-1-yl)methyl)cyclohexyl)methoxy)acetic acid
201		2-(((1s,4s)-4-((5-ethyl-4-(5-methoxypyridin-3-yl)-3-phenyl-1H-pyrazol-1-yl)methyl)cyclohexyl)methoxy)acetic acid

TABLE A-continued

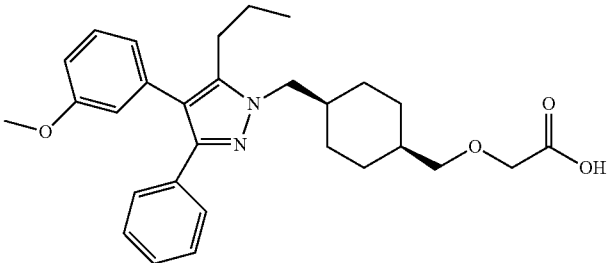
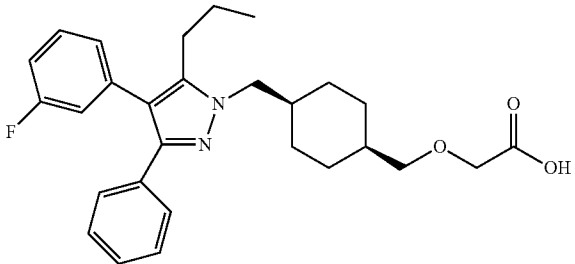
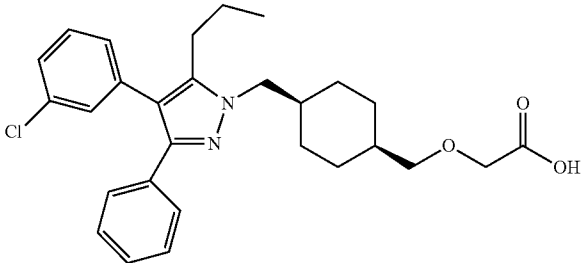
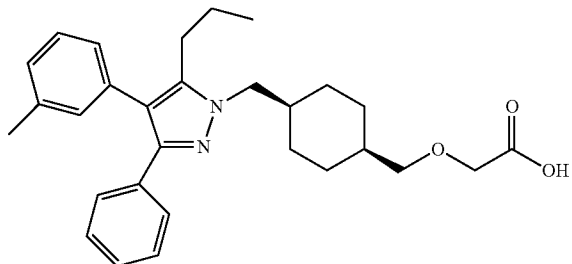
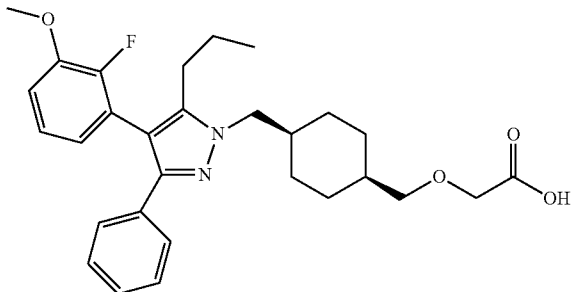
Cpd No.	Chemical Structure	Chemical Name
202		2-(((1s,4s)-4-((4-(3-methoxyphenyl)-3-phenyl-5-propyl-1H-pyrazol-1-yl)methyl)cyclohexyl)methoxy)acetic acid
203		2-(((1s,4s)-4-((4-(3-fluorophenyl)-3-phenyl-5-propyl-1H-pyrazol-1-yl)methyl)cyclohexyl)methoxy)acetic acid
204		2-(((1s,4s)-4-((4-(3-chlorophenyl)-3-phenyl-5-propyl-1H-pyrazol-1-yl)methyl)cyclohexyl)methoxy)acetic acid
205		2-(((1s,4s)-4-((3-phenyl-5-propyl-4-m-tolyl-1H-pyrazol-1-yl)methyl)cyclohexyl)methoxy)acetic acid
206		2-(((1s,4s)-4-((4-(2-fluoro-3-methoxyphenyl)-3-phenyl-5-propyl-1H-pyrazol-1-yl)methyl)cyclohexyl)methoxy)acetic acid

TABLE A-continued

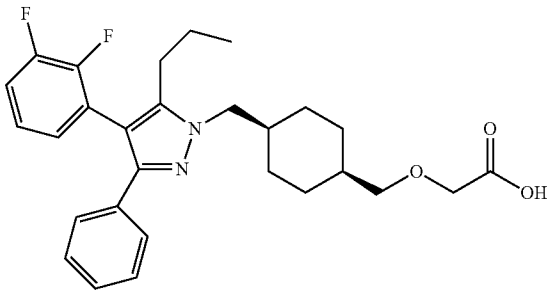
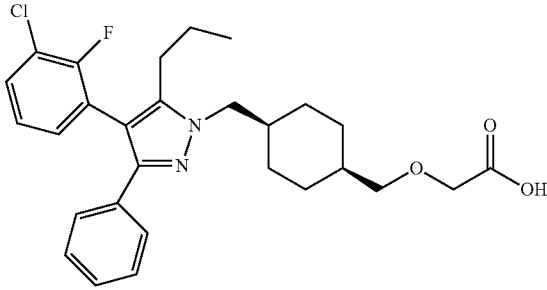
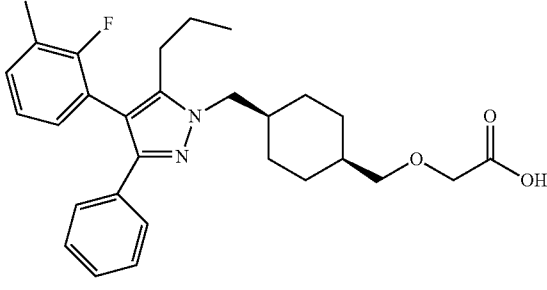
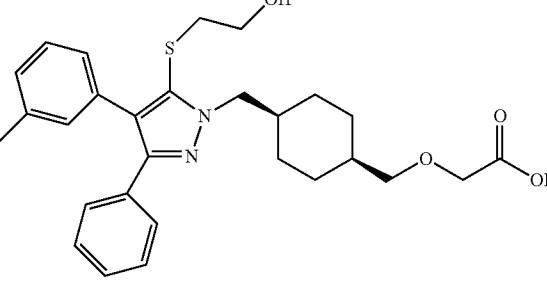
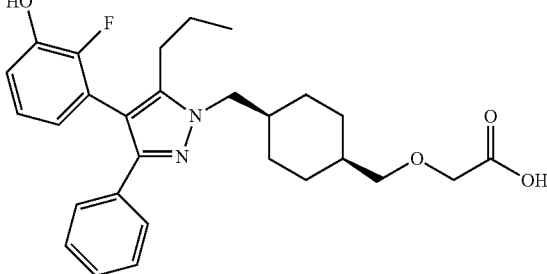
Cpd No.	Chemical Structure	Chemical Name
207		2-(((1s,4s)-4-((4-(2,3-difluorophenyl)-3-phenyl-5-propyl-1H-pyrazol-1-yl)methyl)cyclohexyl)methoxy)acetic acid
208		2-(((1s,4s)-4-((4-(3-chloro-2-fluorophenyl)-3-phenyl-5-propyl-1H-pyrazol-1-yl)methyl)cyclohexyl)methoxy)acetic acid
209		2-(((1s,4s)-4-((4-(2-fluoro-3-methylphenyl)-3-phenyl-5-propyl-1H-pyrazol-1-yl)methyl)cyclohexyl)methoxy)acetic acid
210		2-(((1s,4s)-4-((5-(2-hydroxyethylthio)-3-phenyl-4-m-tolyl-1H-pyrazol-1-yl)methyl)cyclohexyl)methoxy)acetic acid
211		2-(((1s,4s)-4-((4-(2-fluoro-3-hydroxyphenyl)-3-phenyl-5-propyl-1H-pyrazol-1-yl)methyl)cyclohexyl)methoxy)acetic acid

TABLE A-continued

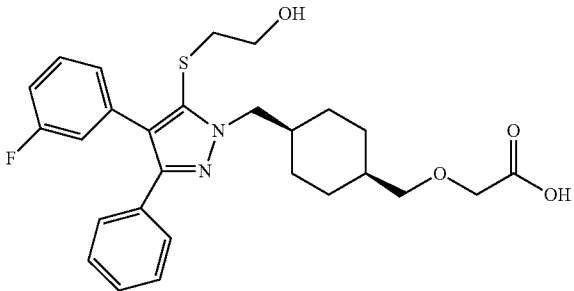
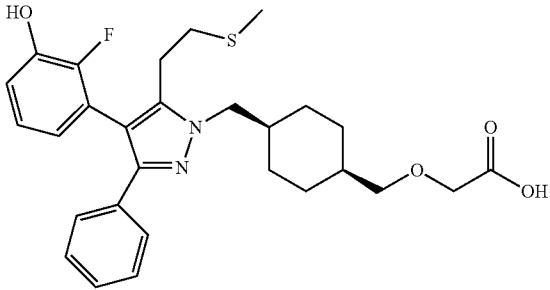
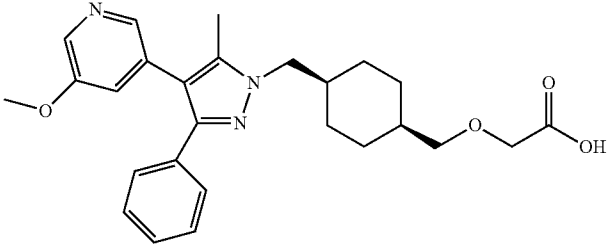
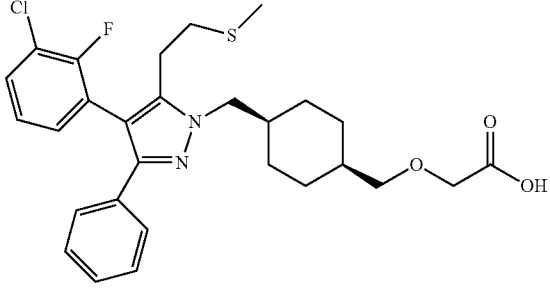
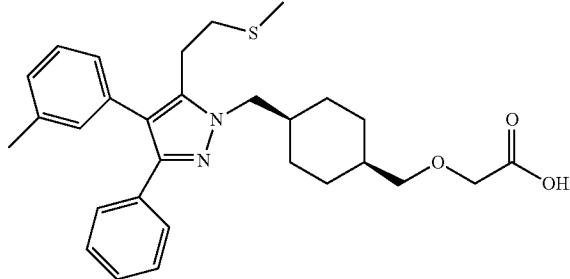
Cpd No.	Chemical Structure	Chemical Name
212		2-(((1s,4s)-4-((4-(3-fluorophenyl)-5-(2-hydroxyethylthio)-3-phenyl-1H-pyrazol-1-yl)methyl)cyclohexyl)methoxy)acetic acid
213		2-(((1s,4s)-4-((4-(2-fluoro-3-hydroxyphenyl)-5-(2-(methylthio)ethyl)-3-phenyl-1H-pyrazol-1-yl)methyl)cyclohexyl)methoxy)acetic acid
214		2-(((1s,4s)-4-((4-(5-methoxypyridin-3-yl)-5-methyl-3-phenyl-1H-pyrazol-1-yl)methyl)cyclohexyl)methoxy)acetic acid
215		2-(((1s,4s)-4-((4-(3-chloro-2-fluorophenyl)-5-(2-(methylthio)ethyl)-3-phenyl-1H-pyrazol-1-yl)methyl)cyclohexyl)methoxy)acetic acid
216		2-(((1s,4s)-4-((4-(5-(2-(methylthio)ethyl)-3-phenyl-4-m-tolyl-1H-pyrazol-1-yl)methyl)cyclohexyl)methoxy)acetic acid

TABLE A-continued

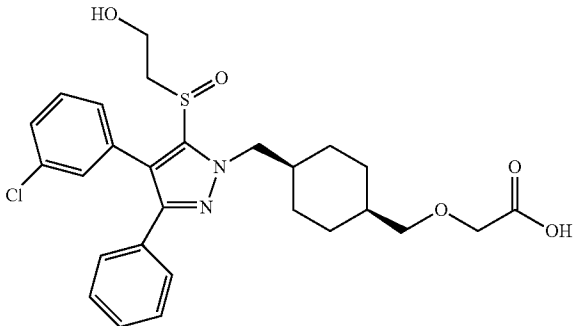
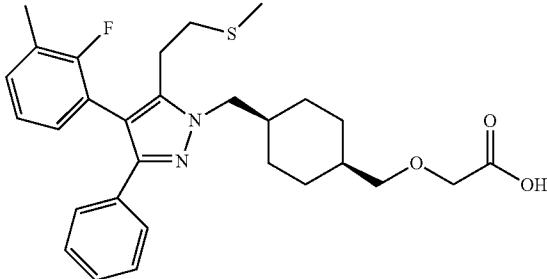
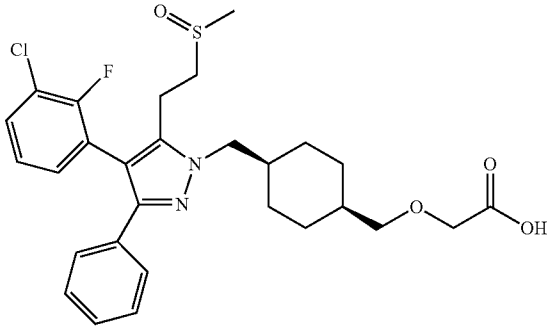
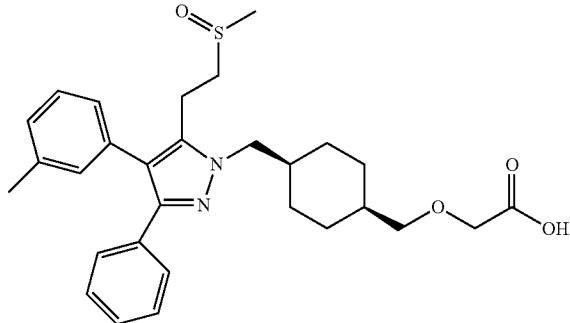
Cpd No.	Chemical Structure	Chemical Name
217		2-(((1s,4s)-4-((4-(3-chlorophenyl)-5-(2-hydroxyethylsulfinyl)-3-phenyl-1H-pyrazol-1-yl)methyl)cyclohexyl)methoxy)acetic acid
218		2-(((1s,4s)-4-((4-(2-fluoro-3-methylphenyl)-5-(2-(methylthio)ethyl)-3-phenyl-1H-pyrazol-1-yl)methyl)cyclohexyl)methoxy)acetic acid
219		2-(((1s,4s)-4-((4-(3-chloro-2-fluorophenyl)-5-(2-(methylsulfinyl)ethyl)-3-phenyl-1H-pyrazol-1-yl)methyl)cyclohexyl)methoxy)acetic acid
220		2-(((1s,4s)-4-((5-(2-(methylsulfinyl)ethyl)-3-phenyl-4-m-tolyl-1H-pyrazol-1-yl)methyl)cyclohexyl)methoxy)acetic acid

TABLE A-continued

Cpd No.	Chemical Structure	Chemical Name
221		2-(((1s,4s)-4-((4-(3-hydroxyphenyl)-5-(2-(methylthio)ethyl)-3-phenyl-1H-pyrazol-1-yl)methyl)cyclohexyl)methoxy)acetic acid
222		2-(((1s,4s)-4-((4-(3-fluorophenyl)-5-(2-(methylthio)ethyl)-3-phenyl-1H-pyrazol-1-yl)methyl)cyclohexyl)methoxy)acetic acid
223		2-(((1s,4s)-4-((5-(4-fluorophenyl)-4-phenyl-3-propyl-1H-pyrazol-1-yl)methyl)cyclohexyl)methoxy)acetic acid
224		2-(((1s,4s)-4-((3-(4-fluorophenyl)-4-phenyl-5-propyl-1H-pyrazol-1-yl)methyl)cyclohexyl)methoxy)acetic acid

TABLE A-continued

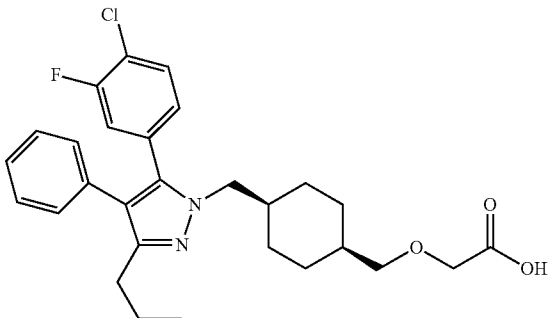
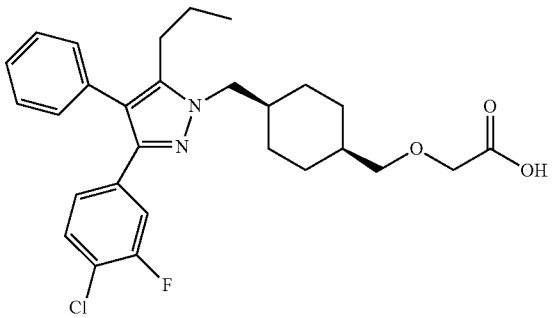
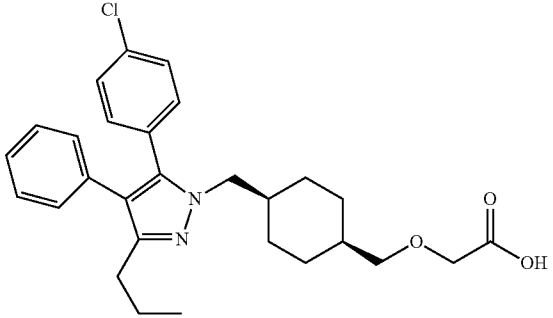
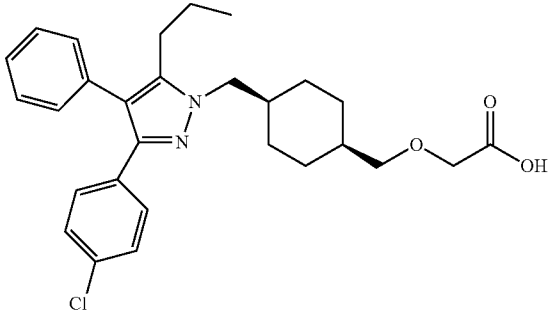
Cpd No.	Chemical Structure	Chemical Name
225		2-(((1s,4s)-4-((5-(4-chloro-3-fluorophenyl)-4-phenyl-3-propyl-1H-pyrazol-1-yl)methyl)cyclohexyl)methoxy)acetic acid
226		2-(((1s,4s)-4-((3-(4-chloro-3-fluorophenyl)-4-phenyl-5-propyl-1H-pyrazol-1-yl)methyl)cyclohexyl)methoxy)acetic acid
227		2-(((1s,4s)-4-((5-(4-chlorophenyl)-4-phenyl-3-propyl-1H-pyrazol-1-yl)methyl)cyclohexyl)methoxy)acetic acid
228		2-(((1s,4s)-4-((3-(4-chlorophenyl)-4-phenyl-5-propyl-1H-pyrazol-1-yl)methyl)cyclohexyl)methoxy)acetic acid

TABLE A-continued

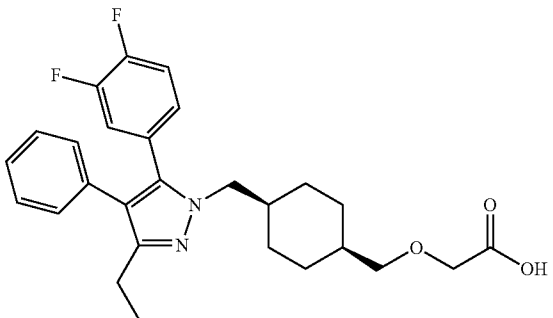
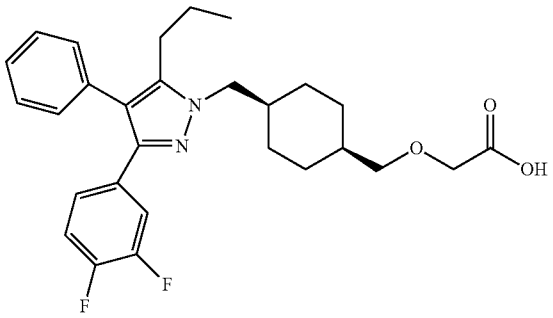
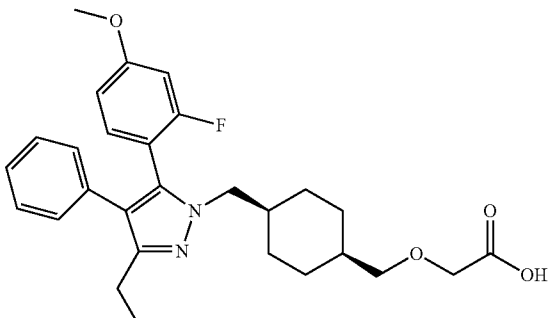
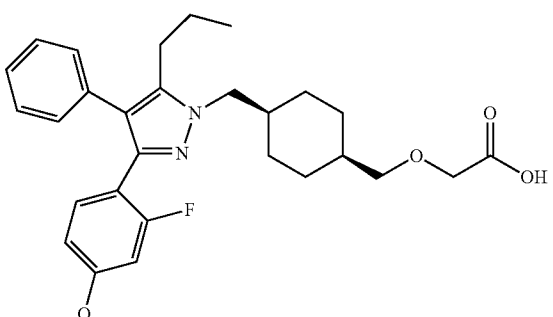
Cpd No.	Chemical Structure	Chemical Name
229		2-(((1s,4s)-4-((5-(3,4-difluorophenyl)-4-phenyl-3-propyl-1H-pyrazol-1-yl)methyl)cyclohexyl)methoxy)acetic acid
230		2-(((1s,4s)-4-((3-(3,4-difluorophenyl)-4-phenyl-5-propyl-1H-pyrazol-1-yl)methyl)cyclohexyl)methoxy)acetic acid
231		2-(((1s,4s)-4-((5-(2-fluoro-4-methoxyphenyl)-4-phenyl-3-propyl-1H-pyrazol-1-yl)methyl)cyclohexyl)methoxy)acetic acid
232		2-(((1s,4s)-4-((3-(2-fluoro-4-methoxyphenyl)-4-phenyl-5-propyl-1H-pyrazol-1-yl)methyl)cyclohexyl)methoxy)acetic acid

TABLE A-continued

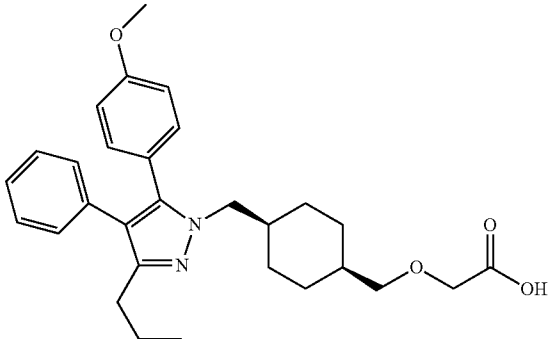
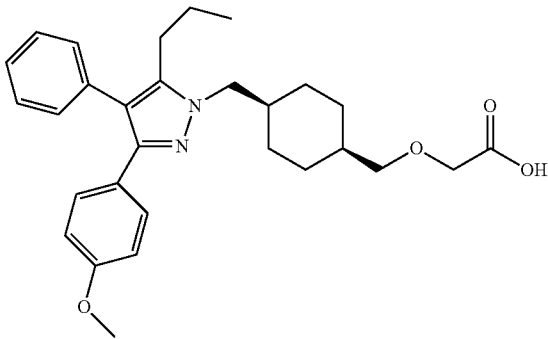
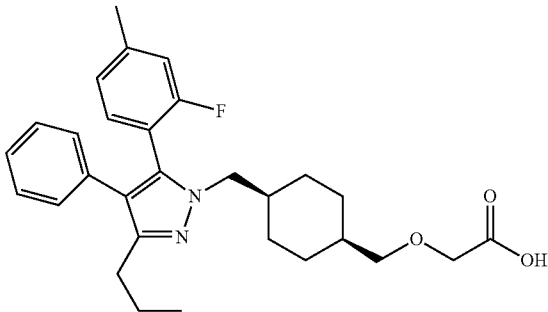
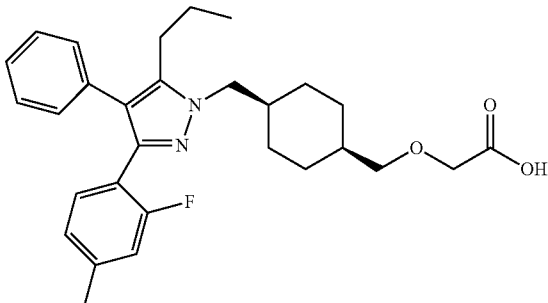
Cpd No.	Chemical Structure	Chemical Name
233		2-(((1s,4s)-4-((5-(4-methoxyphenyl)-4-phenyl-3-propyl-1H-pyrazol-1-yl)methyl)cyclohexyl)methoxy)acetic acid
234		2-(((1s,4s)-4-((3-(4-methoxyphenyl)-4-phenyl-5-propyl-1H-pyrazol-1-yl)methyl)cyclohexyl)methoxy)acetic acid
235		2-(((1s,4s)-4-((5-(2-fluoro-4-methylphenyl)-4-phenyl-3-propyl-1H-pyrazol-1-yl)methyl)cyclohexyl)methoxy)acetic acid
236		2-(((1s,4s)-4-((3-(2-fluoro-4-methylphenyl)-4-phenyl-5-propyl-1H-pyrazol-1-yl)methyl)cyclohexyl)methoxy)acetic acid

TABLE A-continued

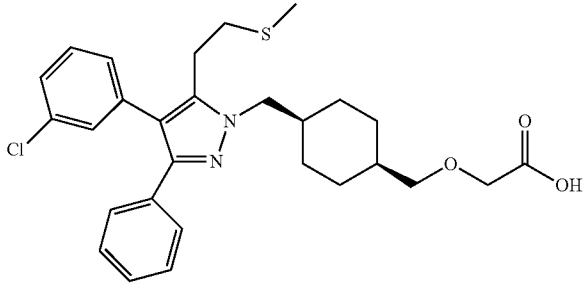
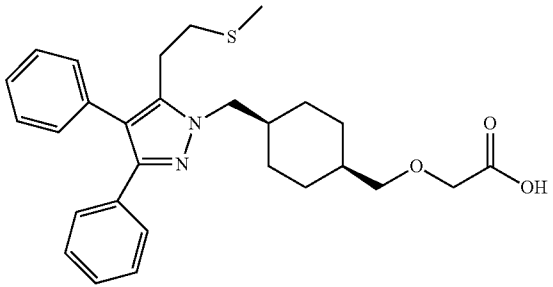
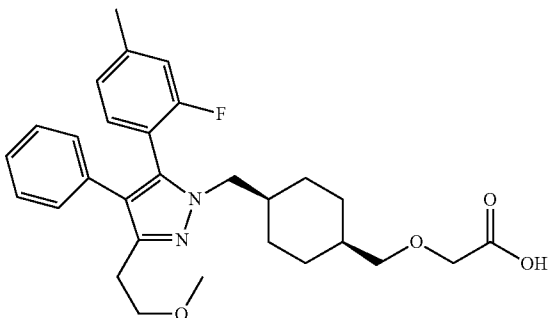
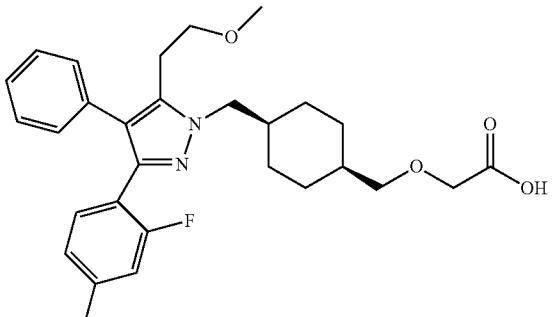
Cpd No.	Chemical Structure	Chemical Name
237		2-(((1 <i>s</i> ,4 <i>s</i>)-4-((4-(3-chlorophenyl)-5-(2-(methylthio)ethyl)-3-phenyl-1 <i>H</i> -pyrazol-1-yl)methyl)cyclohexyl)methoxy)acetic acid
238		2-(((1 <i>s</i> ,4 <i>s</i>)-4-((5-(2-(methylthio)ethyl)-3,4-diphenyl-1 <i>H</i> -pyrazol-1-yl)methyl)cyclohexyl)methoxy)acetic acid
239		2-(((1 <i>s</i> ,4 <i>s</i>)-4-((5-(2-fluoro-4-methylphenyl)-3-(2-methoxyethyl)-4-phenyl-1 <i>H</i> -pyrazol-1-yl)methyl)cyclohexyl)methoxy)acetic acid
240		2-(((1 <i>s</i> ,4 <i>s</i>)-4-((3-(2-fluoro-4-methylphenyl)-5-(2-methoxyethyl)-4-phenyl-1 <i>H</i> -pyrazol-1-yl)methyl)cyclohexyl)methoxy)acetic acid

TABLE A-continued

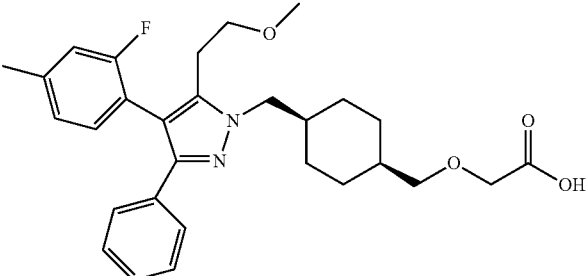
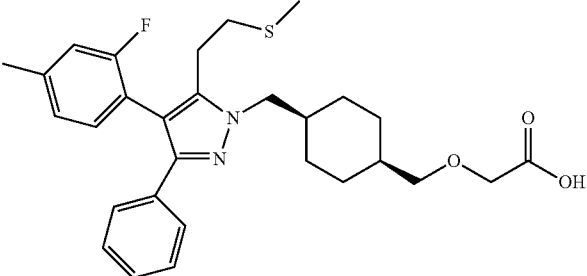
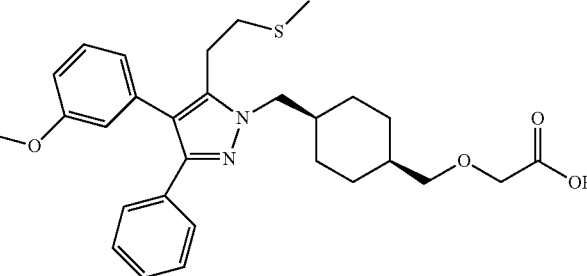
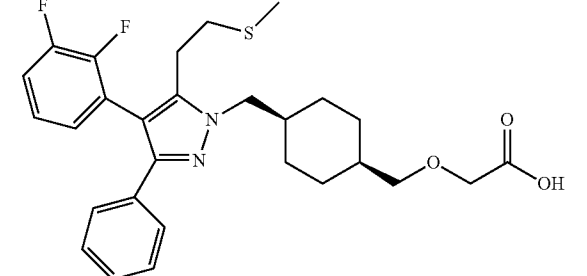
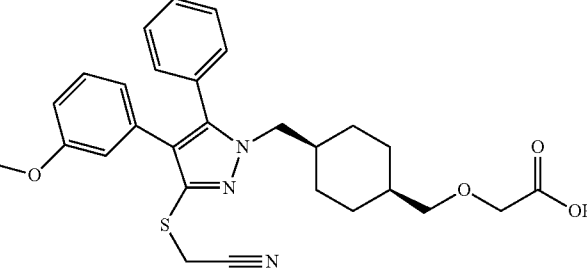
Cpd No.	Chemical Structure	Chemical Name
241		2-(((1s,4s)-4-((4-(2-fluoro-4-methylphenyl)-5-(2-methoxyethyl)-3-phenyl-1H-pyrazol-1-yl)methyl)cyclohexyl)methoxy)acetic acid
242		2-(((1s,4s)-4-((4-(2-fluoro-4-methylphenyl)-5-(2-(methylthio)ethyl)-3-phenyl-1H-pyrazol-1-yl)methyl)cyclohexyl)methoxy)acetic acid
243		2-(((1s,4s)-4-((4-(3-methoxyphenyl)-5-(2-(methylthio)ethyl)-3-phenyl-1H-pyrazol-1-yl)methyl)cyclohexyl)methoxy)acetic acid
244		2-(((1s,4s)-4-((4-(2,3-difluorophenyl)-5-(2-(methylthio)ethyl)-3-phenyl-1H-pyrazol-1-yl)methyl)cyclohexyl)methoxy)acetic acid
245		2-(((1r,4r)-4-((3-(cyanomethylthio)-4-(3-methoxyphenyl)-5-phenyl-1H-pyrazol-1-yl)methyl)cyclohexyl)methoxy)acetic acid

TABLE A-continued

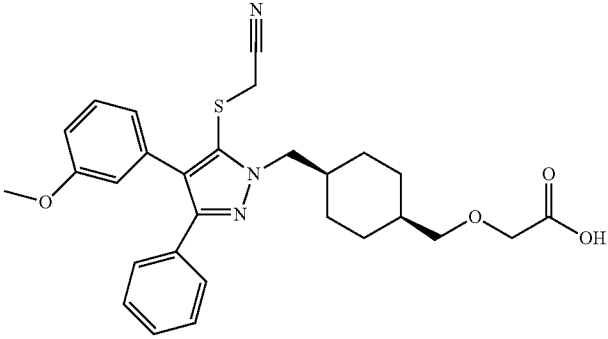
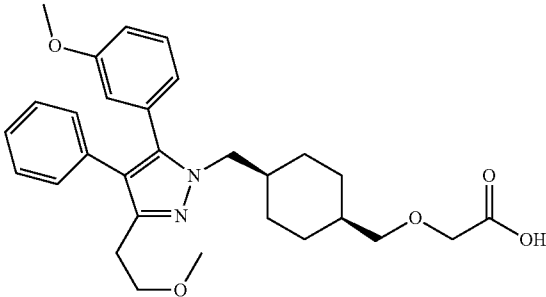
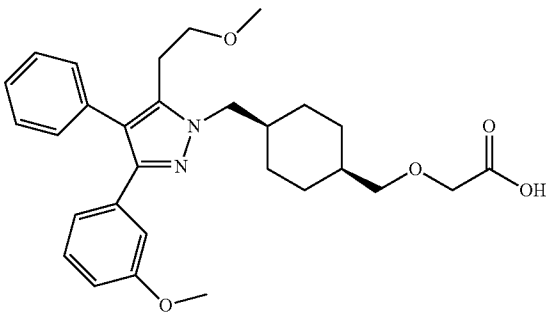
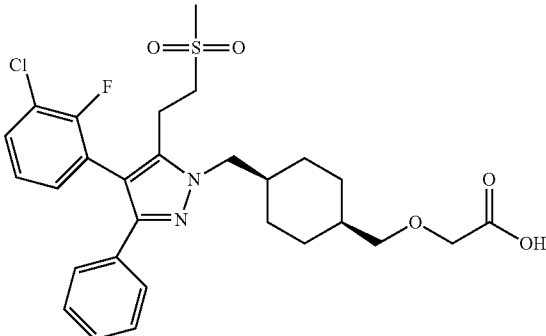
Cpd No.	Chemical Structure	Chemical Name
246		2-(((1s,4s)-4-((5-(cyanomethylthio)-4-(3-methoxyphenyl)-3-phenyl-1H-pyrazol-1-yl)methyl)cyclohexyl)methyl)cyclohexyl)methoxy)acetic acid
247		2-(((1s,4s)-4-((3-(2-methoxyethyl)-5-(3-methoxyphenyl)-4-phenyl-1H-pyrazol-1-yl)methyl)cyclohexyl)methyl)cyclohexyl)methoxy)acetic acid
248		2-(((1s,4l)-4-((5-(2-methoxyethyl)-3-(3-methoxyphenyl)-4-phenyl-1H-pyrazol-1-yl)methyl)cyclohexyl)methyl)cyclohexyl)methoxy)acetic acid
249		2-(((1s,4s)-4-((4-(3-chloro-2-fluorophenyl)-5-(2-(methylsulfonyl)ethyl)-3-phenyl-1H-pyrazol-1-yl)methyl)cyclohexyl)methyl)cyclohexyl)methoxy)acetic acid

TABLE A-continued

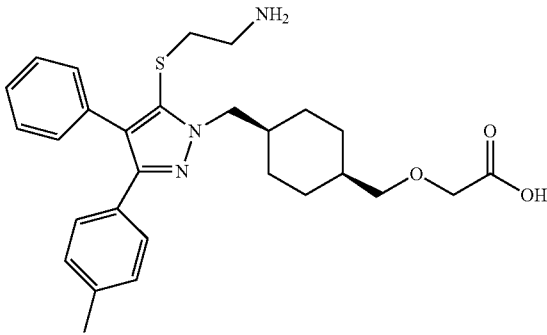
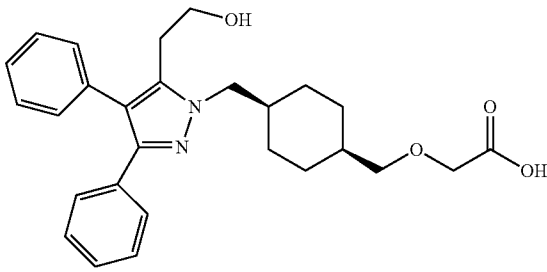
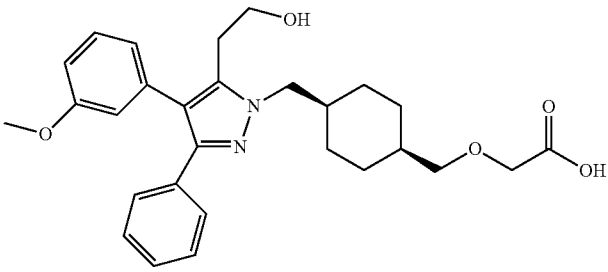
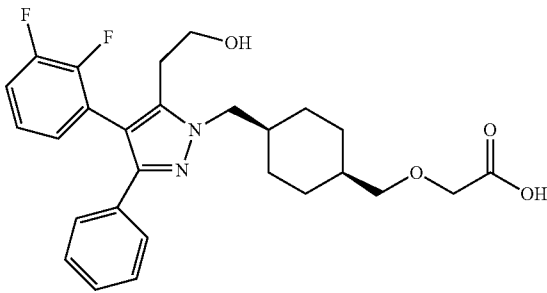
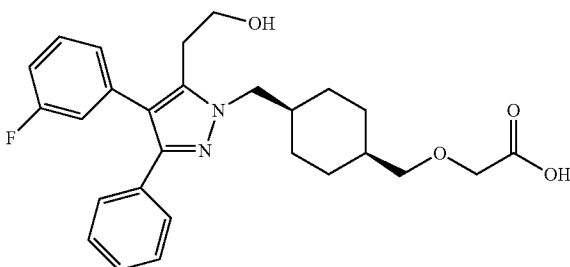
Cpd No.	Chemical Structure	Chemical Name
250		2-(((1s,4s)-4-((5-(2-aminoethylthio)-4-phenyl-3-p-tolyl-1H-pyrazol-1-yl)methyl)cyclohexyl)methoxy)acetic acid
251		2-(((1s,4s)-4-((5-(2-hydroxyethyl)-3,4-diphenyl-1H-pyrazol-1-yl)methyl)cyclohexyl)methoxy)acetic acid
252		2-(((1s,4s)-4-((5-(2-hydroxyethyl)-4-(3-methoxyphenyl)-3-phenyl-1H-pyrazol-1-yl)methyl)cyclohexyl)methoxy)acetic acid
253		2-(((1s,4s)-4-((5-(2-hydroxyethyl)-3-phenyl-1H-pyrazol-1-yl)methyl)cyclohexyl)methoxy)acetic acid
254		2-(((1s,4s)-4-((5-(2-hydroxyethyl)-3-phenyl-1H-pyrazol-1-yl)methyl)cyclohexyl)methoxy)acetic acid

TABLE A-continued

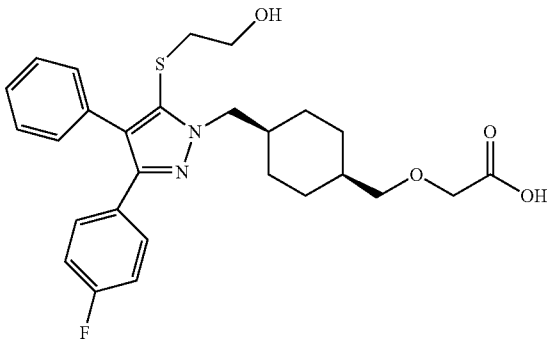
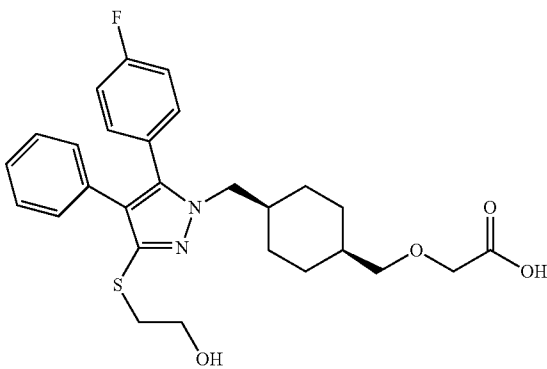
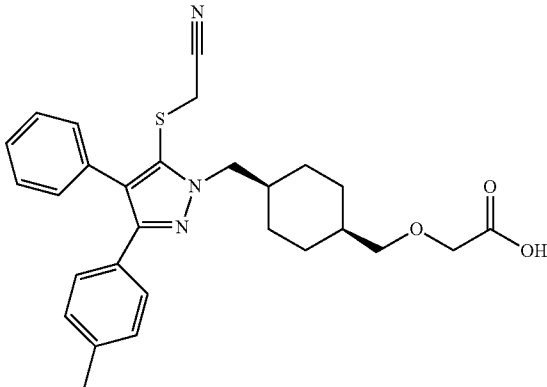
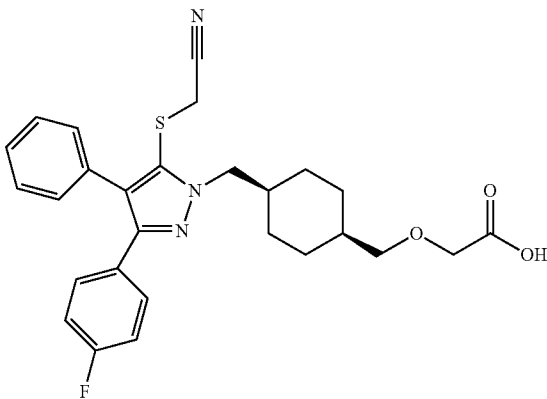
Cpd No.	Chemical Structure	Chemical Name
255		2-(((1 <i>s</i> ,4 <i>s</i>)-4-((3-(4-fluorophenyl)-5-(2-hydroxyethylthio)-4-phenyl-1 <i>H</i> -pyrazol-1-yl)methyl)cyclohexyl)methoxy)acetic acid
256		2-(((1 <i>s</i> ,4 <i>s</i>)-4-((3-(4-fluorophenyl)-3-(2-hydroxyethylthio)-4-phenyl-1 <i>H</i> -pyrazol-1-yl)methyl)cyclohexyl)methoxy)acetic acid
257		2-(((1 <i>s</i> ,4 <i>s</i>)-4-((5-(cyanomethylthio)-4-phenyl-3-p-tolyl-1 <i>H</i> -pyrazol-1-yl)methyl)cyclohexyl)methoxy)acetic acid
258		2-(((1 <i>s</i> ,4 <i>s</i>)-4-((5-(cyanomethylthio)-3-(4-fluorophenyl)-4-phenyl-1 <i>H</i> -pyrazol-1-yl)methyl)cyclohexyl)methoxy)acetic acid

TABLE A-continued

Cpd No.	Chemical Structure	Chemical Name
259		2-(((1s,4s)-4-((3-(2-cyanoethyl)-4,5-diphenyl-1H-pyrazol-1-yl)methyl)cyclohexyl)methoxy)acetic acid
260		2-(((1s,4s)-4-((5-(2-cyanoethyl)-3,4-diphenyl-1H-pyrazol-1-yl)methyl)cyclohexyl)methoxy)acetic acid
261		2-(((1s,4s)-4-((3-(2-cyanoethyl)-4-(3-methoxyphenyl)-5-phenyl-1H-pyrazol-1-yl)methyl)cyclohexyl)methoxy)acetic acid
262		2-(((1s,4s)-4-((5-(2-cyanoethyl)-4-(3-methoxyphenyl)-3-phenyl-1H-pyrazol-1-yl)methyl)cyclohexyl)methoxy)acetic acid
263		2-(((1s,4s)-4-((5-(2-cyanoethyl)-4-(3-hydroxyphenyl)-3-phenyl-1H-pyrazol-1-yl)methyl)cyclohexyl)methoxy)acetic acid

TABLE A-continued

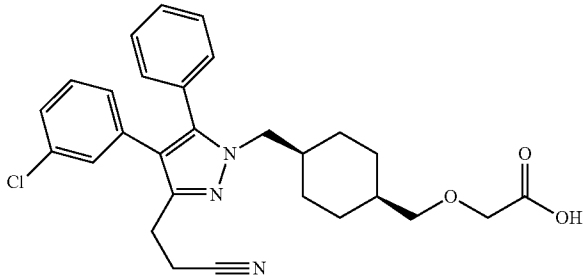
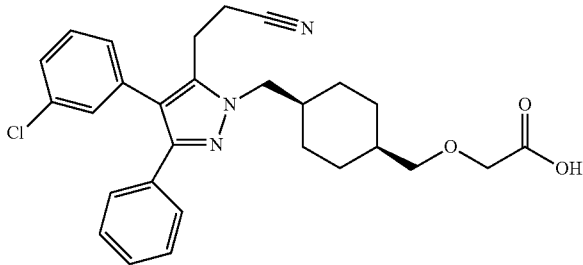
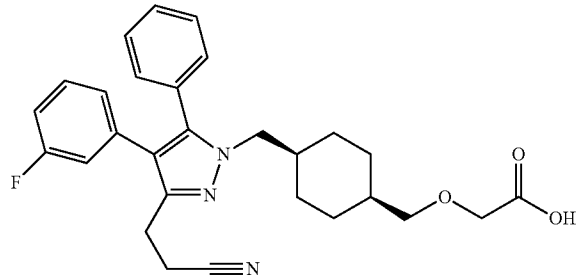
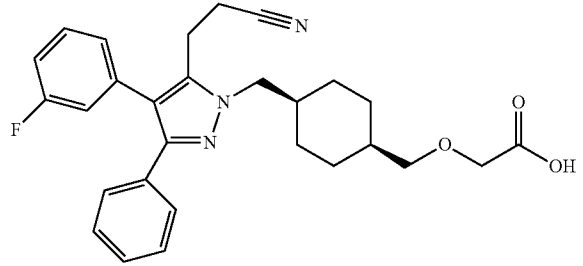
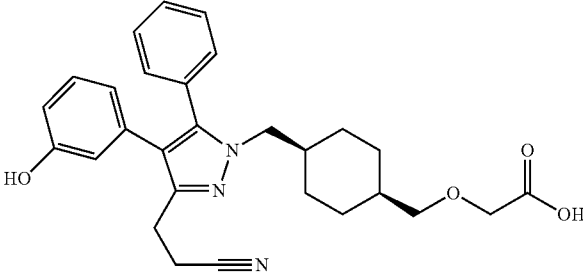
Cpd No.	Chemical Structure	Chemical Name
264		2-(((1s,4s)-4-((4-(3-chlorophenyl)-3-(2-cyanoethyl)-5-phenyl-1H-pyrazol-1-yl)methyl)cyclohexyl)methoxy)acetic acid
265		2-(((1s,4s)-4-((4-(3-chlorophenyl)-5-(2-cyanoethyl)-3-phenyl-1H-pyrazol-1-yl)methyl)cyclohexyl)methoxy)acetic acid
266		2-(((1s,4s)-4-((3-(2-cyanoethyl)-4-(3-fluorophenyl)-5-phenyl-1H-pyrazol-1-yl)methyl)cyclohexyl)methoxy)acetic acid
267		2-(((1s,4s)-4-((5-(2-cyanoethyl)-4-(3-fluorophenyl)-3-phenyl-1H-pyrazol-1-yl)methyl)cyclohexyl)methoxy)acetic acid
268		2-(((1s,4s)-4-((3-(2-cyanoethyl)-4-(3-hydroxyphenyl)-5-phenyl-1H-pyrazol-1-yl)methyl)cyclohexyl)methoxy)acetic acid

TABLE A-continued

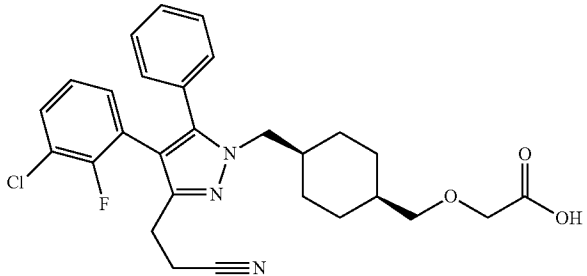
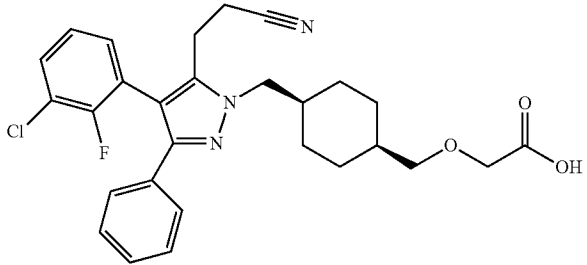
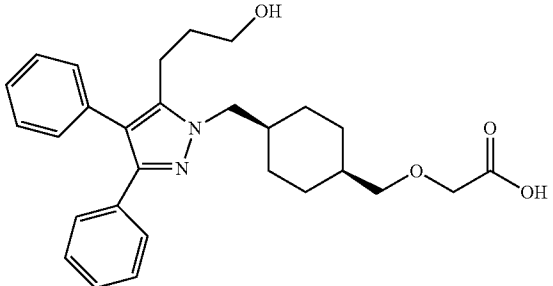
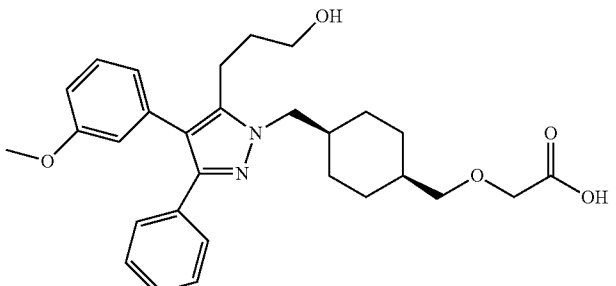
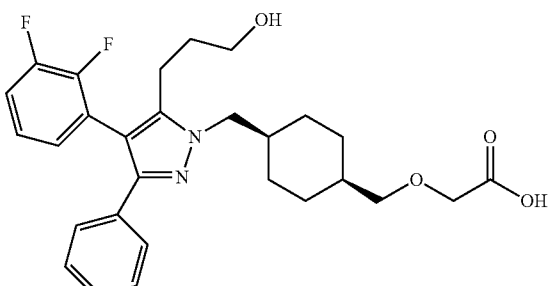
Cpd No.	Chemical Structure	Chemical Name
269		2-(((1s,4s)-4-((4-(3-chloro-2-fluorophenyl)-3-(2-cyanoethyl)-5-phenyl-1H-pyrazol-1-yl)methyl)cyclohexyl)methoxy)acetic acid
270		2-(((1s,4s)-4-((4-(3-chloro-2-fluorophenyl)-5-(2-cyanoethyl)-3-phenyl-1H-pyrazol-1-yl)methyl)cyclohexyl)methoxy)acetic acid
271		2-(((1s,4s)-4-((5-(3-hydroxypropyl)-3,4-diphenyl-1H-pyrazol-1-yl)methyl)cyclohexyl)methoxy)acetic acid
272		2-(((1s,4s)-4-((5-(3-hydroxypropyl)-4-(3-methoxyphenyl)-3-phenyl-1H-pyrazol-1-yl)methyl)cyclohexyl)methoxy)acetic acid
273		2-(((1s,4s)-4-((4-(2,3-difluorophenyl)-5-(3-hydroxypropyl)-3-phenyl-1H-pyrazol-1-yl)methyl)cyclohexyl)methoxy)acetic acid

TABLE A-continued

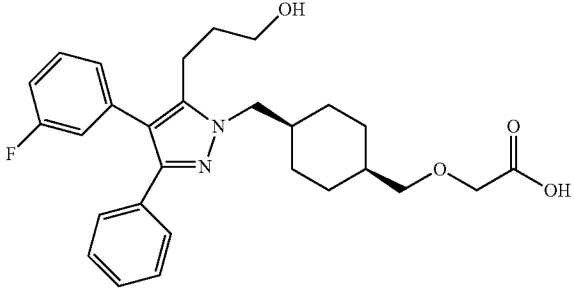
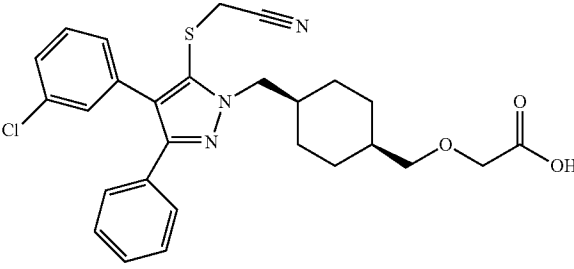
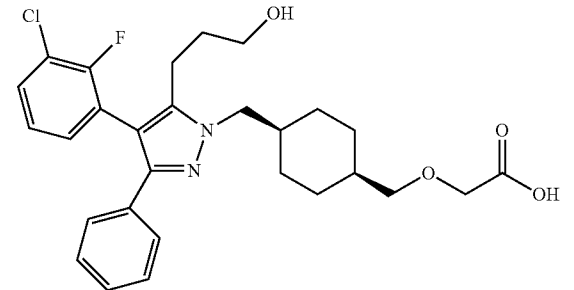
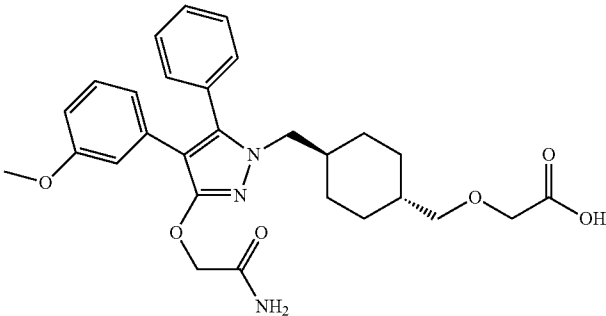
Cpd No.	Chemical Structure	Chemical Name
274		2-(((1s,4s)-4-((4-(3-fluorophenyl)-5-(3-hydroxypropyl)-3-phenyl-1H-pyrazol-1-yl)methyl)cyclohexyl)methoxy)acetic acid
275		2-(((1s,4s)-4-((4-(3-chlorophenyl)-5-(cyanomethylthio)-3-phenyl-1H-pyrazol-1-yl)methyl)cyclohexyl)methoxy)acetic acid
276		2-(((1s,4s)-4-((4-(3-chloro-2-fluorophenyl)-5-(2-hydroxyethyl)-3-phenyl-1H-pyrazol-1-yl)methyl)cyclohexyl)methoxy)acetic acid
277		2-(((1r,4r)-4-((3-(2-amino-2-oxoethoxy)-4-(3-methoxyphenyl)-5-phenyl-1H-pyrazol-1-yl)methyl)cyclohexyl)methoxy)acetic acid

TABLE A-continued

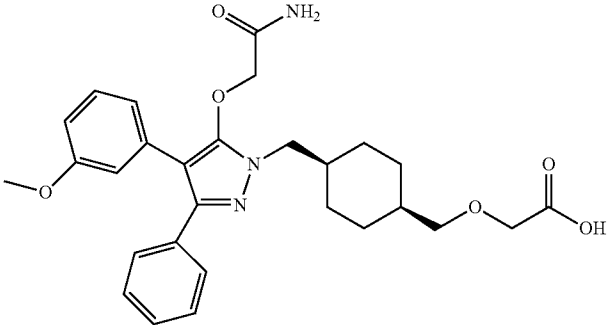
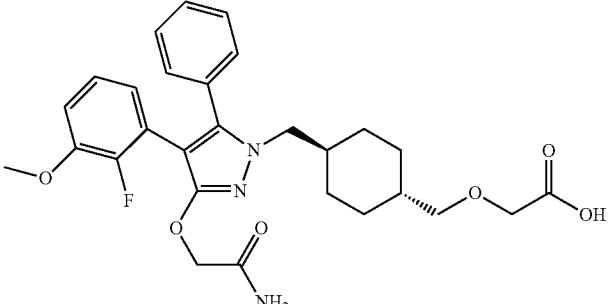
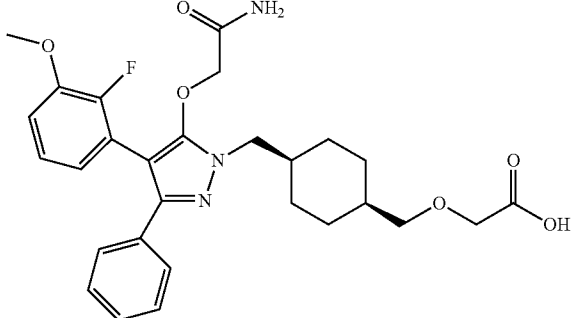
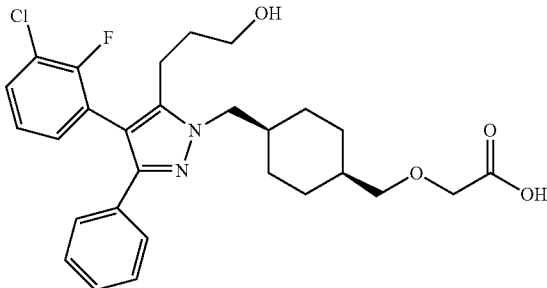
Cpd No.	Chemical Structure	Chemical Name
278		2-(((1s,4s)-4-((5-(2-amino-2-oxoethoxy)-4-(3-methoxyphenyl)-3-phenyl-1H-pyrazol-1-yl)methyl)cyclohexyl)methoxy)acetic acid
279		2-(((1r,4r)-4-((3-(2-amino-2-oxoethoxy)-4-(2-fluoro-3-methoxyphenyl)-5-phenyl-1H-pyrazol-1-yl)methyl)cyclohexyl)methoxy)acetic acid
280		2-(((1s,4s)-4-((5-(2-amino-2-oxoethoxy)-4-(2-fluoro-3-methoxyphenyl)-3-phenyl-1H-pyrazol-1-yl)methyl)cyclohexyl)methoxy)acetic acid
281		2-(((1s,4s)-4-((4-(3-chloro-2-fluorophenyl)-5-(3-hydroxypropyl)-3-phenyl-1H-pyrazol-1-yl)methyl)cyclohexyl)methoxy)acetic acid

TABLE A-continued

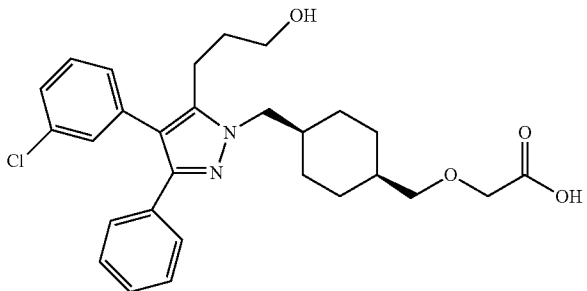
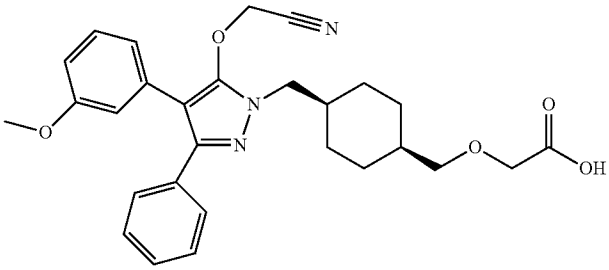
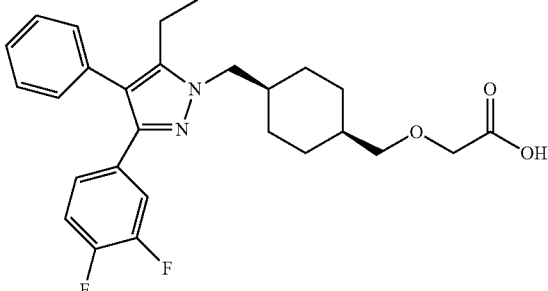
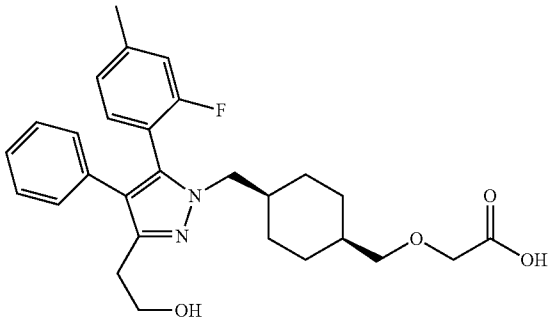
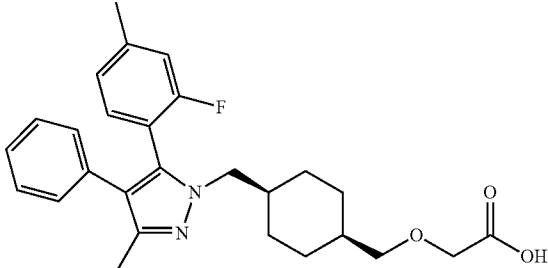
Cpd No.	Chemical Structure	Chemical Name
282		2-(((1s,4s)-4-((4-(3-chlorophenyl)-5-(3-hydroxypropyl)-3-phenyl-1H-pyrazol-1-yl)methyl)cyclohexyl)methoxy)acetic acid
283		2-(1s,4s)-4-((5-(cyanomethoxy)-4-(3-methoxyphenyl)-3-phenyl-1H-pyrazol-1-yl)methyl)cyclohexyl)methoxy)acetic acid
284		2-(((1s,4s)-4-((3-(3,4-difluorophenyl)-5-ethyl-4-phenyl-1H-pyrazol-1-yl)methyl)cyclohexyl)methoxy)acetic acid
285		2-(((1s,4s)-4-((5-(2-fluoro-4-methylphenyl)-3-(2-hydroxyethyl)-4-phenyl-1H-pyrazol-1-yl)methyl)cyclohexyl)methoxy)acetic acid
286		2-(((1s,4s)-4-((5-(2-fluoro-4-methylphenyl)-3-methyl-4-phenyl-1H-pyrazol-1-yl)methyl)cyclohexyl)methoxy)acetic acid

TABLE A-continued

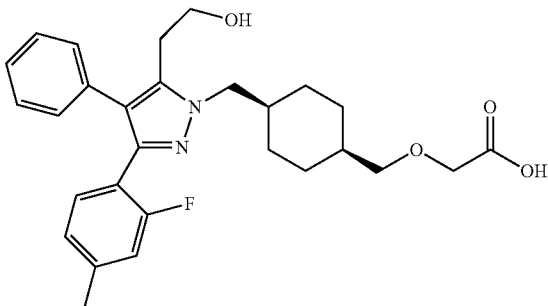
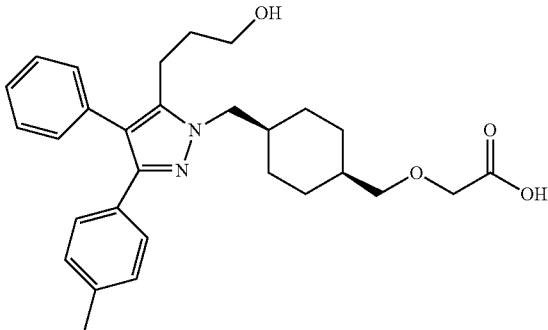
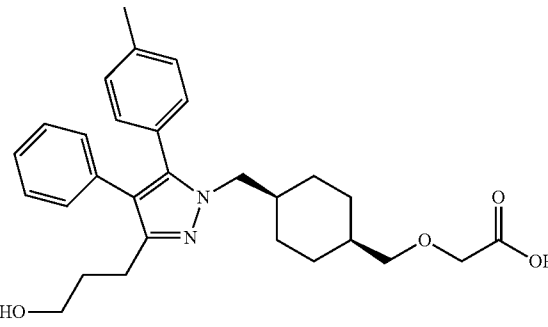
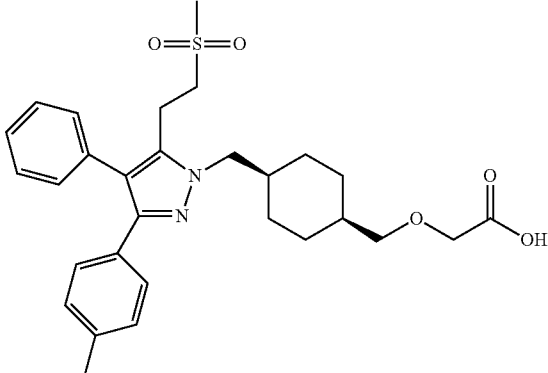
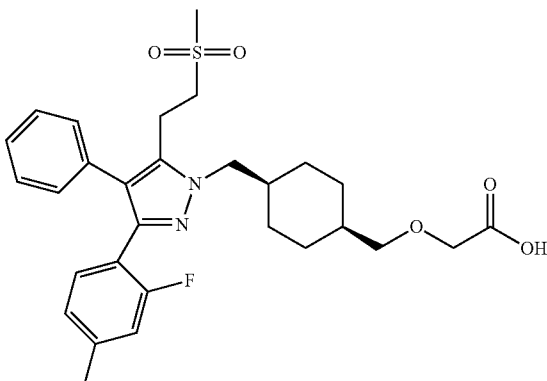
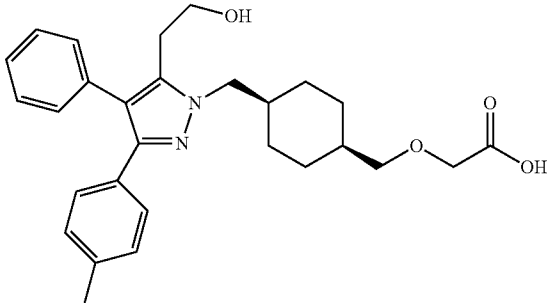
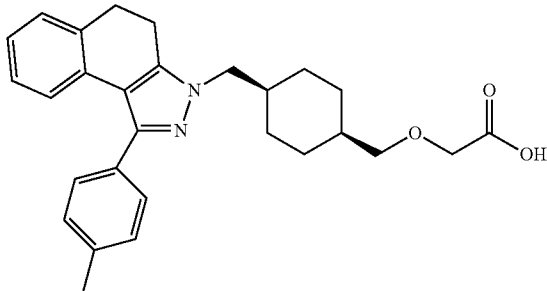
Cpd No.	Chemical Structure	Chemical Name
287		2-(((1s,4s)-4-((3-(2-fluoro-4-methylphenyl)-5-(2-hydroxyethyl)-4-phenyl-1H-pyrazol-1-yl)methyl)cyclohexyl)methoxy)acetic acid
288		2-(((1s,4s)-4-((3-(3-hydroxypropyl)-4-phenyl-3-p-tolyl-1H-pyrazol-1-yl)methyl)cyclohexyl)methoxy)acetic acid
289		2-(((1s,4s)-4-((3-(3-hydroxypropyl)-4-phenyl-5-p-tolyl-1H-pyrazol-1-yl)methyl)cyclohexyl)methoxy)acetic acid
290		2-(((1s,4s)-4-((5-(2-(methylsulfonyl)ethyl)-4-phenyl-3-p-tolyl-1H-pyrazol-1-yl)methyl)cyclohexyl)methoxy)acetic acid

TABLE A-continued

Cpd No.	Chemical Structure	Chemical Name
291		2-(((1 <i>s</i> ,4 <i>s</i>)-4-((3-(2-fluoro-4-methylphenyl)-5-(2-(methylsulfonyl)ethyl)-4-phenyl-1 <i>H</i> -pyrazol-1-yl)methyl)cyclohexyl)methoxy)acetic acid
292		2-(((1 <i>s</i> ,4 <i>s</i>)-4-((5-(2-hydroxyethyl)-4-phenyl-3- <i>p</i> -tolyl-1 <i>H</i> -pyrazol-1-yl)methyl)cyclohexyl)methoxy)acetic acid
293		2-(((1 <i>s</i> ,4 <i>s</i>)-4-((1- <i>p</i> -tolyl-4,5-dihydro-3 <i>H</i> -benzo[e]indazol-3-yl)methyl)cyclohexyl)methoxy)acetic acid

[0453] Additionally, individual compounds and chemical genera of the present invention, for example those compounds found in TABLE A including diastereoisomers and enantiomers thereof, encompass all pharmaceutically acceptable salts, solvates and particularly hydrates, thereof.

[0454] The compounds of the Formula Ia of the present invention may be prepared according to relevant published literature procedures that are used by one skilled in the art. Exemplary reagents and procedures for these reactions appear hereinafter in the working Examples. Protection and deprotection may be carried out by procedures generally known in the art (see, for example, Greene, T. W. and Wuts, P. G. M., *Protecting Groups in Organic Synthesis*, 3rd Edition, 1999 [Wiley]; incorporated herein by reference in its entirety).

[0455] It is understood that the present invention embraces each diastereoisomer, each enantiomer and mixtures thereof of each compound and generic formulae disclosed herein just as if they were each individually disclosed with the specific

stereochemical designation for each chiral carbon. Separation of the individual isomers (such as, by chiral HPLC, recrystallization of diastereoisomeric mixtures and the like) or selective synthesis (such as, by enantiomeric selective syntheses and the like) of the individual isomers is accomplished by application of various methods which are well known to practitioners in the art.

Indications and Methods of Prophylaxis and/or Treatment

[0456] In addition to the foregoing beneficial uses for the modulators of PGI₂ receptor activity disclosed herein, the compounds disclosed herein are useful in the treatment of several additional diseases and disorders, and in the amelioration of symptoms thereof. Without limitation, these include the following:

[0457] 1. Pulmonary Arterial Hypertension (PAH)

[0458] Pulmonary arterial hypertension (PAH) has a multifactorial pathobiology. Vasoconstriction, remodeling of the pulmonary vessel wall, and thrombosis contribute to

increased pulmonary vascular resistance in PAH (Humbert et al., *J. Am. Coll. Cardiol.*, 2004, 43:13 S-24S.)

[0459] The compounds of the present invention disclosed herein are useful in the treatment of pulmonary arterial hypertension (PAH) and symptoms thereof. PAH shall be understood to encompass the following forms of pulmonary arterial hypertension described in the 2003 World Health Organization (WHO) clinical classification of pulmonary arterial hypertension: idiopathic PAH (IPAH); familial PAH (FPAH); PAH associated with other conditions (APAH), such as PAH associated with collagen vascular disease, PAH associated with congenital systemic-to-pulmonary shunts, PAH associated with portal hypertension, PAH associated with HIV infection, PAH associated with drugs or toxins, or PAH associated with Other; and PAH associated with significant venous or capillary involvement.

[0460] Idiopathic PAH refers to PAH of undetermined cause.

[0461] Familial PAH refers to PAH for which hereditary transmission is suspected or documented.

[0462] PAH associated with collagen vascular disease shall be understood to encompass PAH associated with scleroderma, PAH associated with CREST (calcinosis cutis, Raynaud's phenomenon, esophageal dysfunction, sclerodactyl, and telangiectasias) syndrome, PAH associated with systemic lupus erythematosus (SLE), PAH associated with rheumatoid arthritis, PAH associated with Takayasu's arteritis, PAH associated with polymyositis, and PAH associated with dermatomyositis.

[0463] PAH associated with congenital systemic-to-pulmonary shunts shall be understood to encompass PAH associated with atrial septic defect (ASD), PAH associated with ventricular septic defect (VSD) and PAH associated with patent ductus arteriosus.

[0464] PAH associated with drugs or toxins shall be understood to encompass PAH associated with ingestion of a minorex, PAH associated with ingestion of a fenfluramine compound (e.g., PAH associated with ingestion of fenfluramine or PAH associated with ingestion of dexfenfluramine), PAH associated with ingestion of certain toxic oils (e.g., PAH associated with ingestion of rapeseed oil), PAH associated with ingestion of pyrrolizidine alkaloids (e.g., PAH associated with ingestion of bush tea) and PAH associated with ingestion of monocrotaline.

[0465] PAH associated with Other shall be understood to encompass PAH associated with a thyroid disorder, PAH associated with glycogen storage disease, PAH associated with Gaucher disease, PAH associated with hereditary hemorrhagic telangiectasia, PAH associated with a hemoglobinopathy, PAH associated with a myeloproliferative disorder, and PAH associated with splenectomy.

[0466] PAH associated with significant venous or capillary involvement shall be understood to encompass PAH associated with pulmonary veno-occlusive disease (PVOD) and PAH associated with pulmonary capillary hemangiomatosis (PCH).

[0467] (See, e.g., Simonneau et al., *J. Am. Coll. Cardiol.*, 2004, 43:5 S-12S; McGoon et al., *Chest*, 2004, 126:14 S-34S; Rabinovitch, *Annu. Rev. Pathol. Mech. Dis.*, 2007, 2:369-399; McLaughlin et al., *Circulation*, 2006, 114:1417-1431; Strauss et al., *Clin. Chest. Med.*, 2007, 28:127-142; Taichman et al., *Clin. Chest. Med.*, 2007, 28:1-22.)

[0468] Evidence for the association of PAH with scleroderma and the beneficial effect of an agonist of the PGI2

receptor on PAH is given by Badesch et al. (Badesch et al., *Ann. Intern. Med.*, 2000, 132:425-434). Evidence for the association of PAH with the collagen vascular diseases mixed connective tissue disease (MCTD), systemic lupus erythematosus (SLE), Sjögren's syndrome and CREST syndrome and the beneficial effect of an agonist of the PGI2 receptor on PAH is given by Humbert et al. (*Eur. Respir. J.*, 1999, 13:1351-1356). Evidence for the association of PAH with CREST syndrome and the beneficial effect of an agonist of the PGI2 receptor on PAH is given by Miwa et al. (*Int. Heart J.*, 2007, 48:417-422). Evidence for the association of PAH with SLE and the beneficial effect of an agonist of the PGI2 receptor on PAH is given by Robbins et al. (*Chest*, 2000, 117:14-18). Evidence for the association of PAH with HIV infection and the beneficial effect of an agonist of the PGI2 receptor on PAH is given by Aguilar et al. (*Am. J. Respir. Crit. Care Med.*, 2000, 162:1846-1850). Evidence for the association of PAH with congenital heart defects (including ASD, VSD and patent ductus arteriosus) and the beneficial effect of an agonist of the PGI2 receptor on PAH is given by Rosenzweig et al. (*Circulation*, 1999, 99:1858-1865). Evidence for the association of PAH with fenfluramine and with dexfenfluramine, anorexigens, is given by Archer et al. (*Am. J. Respir. Crit. Care Med.*, 1998, 158:1061-1067). Evidence for the association of PAH with hereditary hemorrhagic telangiectasia is given by McGoon et al. (*Chest*, 2004, 126:14-34). Evidence for the association of PAH with splenectomy is given by Hooper et al. (*Ann. Intern. Med.*, 1999, 130:506-509). Evidence for the association of PAH with portal hypertension and the beneficial effect of an agonist of the PGI2 receptor on PAH is given by Hooper et al. (*Eur. Respir. J.*, 2005, 25:502-508).

[0469] Symptoms of PAH include dyspnea, angina, syncope and edema (McLaughlin et al., *Circulation*, 2006, 114:1417-1431). The compounds of the present invention disclosed herein are useful in the treatment of symptoms of PAH.

[0470] Tawara et al. have demonstrated that long-term inhibition of Rho-kinase, an effector of the small GTPase Rho, ameliorates monocrotaline-induced PAH in rats and hypoxia-induced PAH in mice. The same group also reported that prostacyclin and its oral analog, beraprost sodium (BPS), may lack direct inhibitory effect on Rho-kinase in vitro, suggesting that combination therapy with a Rho-kinase inhibitor and BPS is effective for the treatment of PAH. Thus, male Sprague-Dawley rats were given a s.c. injection of monocrotaline (60 mg/kg) and maintained with or without the treatment with a Rho-kinase inhibitor, fasudil (30 mg/kg/day), BPS (200 µg/kg/day), or a combination of both drugs for three weeks. The combination therapy, when compared with each monotherapy, showed significantly more improvement in PAH, right ventricular hypertrophy, and pulmonary medial thickness without any adverse effects. (See, Tawara et al., *Journal of Cardiovascular Pharmacology* (2007), 50(2), 195-200.)

[0471] The PGI2 receptor agonists disclosed herein, alone or in combination with a Rho-kinase inhibitor, are useful in the treatment of pulmonary arterial hypertension (PAH) and symptoms thereof.

[0472] The enzyme tryptophan hydroxylase (TPH), has two known isoforms: TPH1, which is expressed in the periphery, and TPH2, which is expressed primarily in the brain. Mice genetically deficient for the TPH1 gene ("knockout mice") have been reported. In one case, the mice reportedly expressed normal amounts of serotonin in classical serotonin

ergic brain regions, but largely lacked serotonin in the periphery. Walther, D. J., et al., *Science* 299:76 (2003). In another, the knockout mice exhibited abnormal cardiac activity, which was attributed to a lack of peripheral serotonin. Cote, F., et al., *PNAS* 100(23):13525-13530 (2003).

[0473] Recently, TPH knockout mice were studied in a hypoxia-induced pulmonary arterial hypertension model. Morecroft, I., et al., *Hypertension* 49:232-236 (2007). The results of those studies suggest that TPH1 and peripheral serotonin play an essential role in the development of hypoxia-induced elevations in pulmonary pressures and hypoxia-induced pulmonary vascular remodeling.

[0474] The PGI₂ receptor agonists disclosed herein, alone or in combination with a tryptophan hydroxylase inhibitor, are useful in the treatment of pulmonary arterial hypertension (PAH) and symptoms thereof.

[0475] 2. Antiplatelet Therapies (Conditions related to Platelet Aggregation)

[0476] Antiplatelet agents (antiplatelets) are prescribed for a variety of conditions. For example, in coronary artery disease they are used to help prevent myocardial infarction or stroke in patients who are at risk of developing obstructive blood clots (e.g., coronary thrombosis).

[0477] In a myocardial infarction ("MI" or "heart attack"), the heart muscle does not receive enough oxygen-rich blood as a result of a blockage in the coronary blood vessels. If taken while an attack is in progress or immediately afterward (preferably within 30 min), antiplatelets can reduce the damage to the heart.

[0478] A transient ischemic attack ("TIA" or "mini-stroke") is a brief interruption of oxygen flow to the brain due to decreased blood flow through arteries, usually due to an obstructing blood clot. Antiplatelet drugs have been found to be effective in preventing TIAs.

[0479] Angina is a temporary and often recurring chest pain, pressure or discomfort caused by inadequate oxygen-rich blood flow (ischemia) to some parts of the heart. In patients with angina, antiplatelet therapy can reduce the effects of angina and the risk of myocardial infarction.

[0480] Stroke is an event in which the brain does not receive enough oxygen-rich blood, usually due to blockage of a cerebral blood vessel by a blood clot. In high-risk patients, taking antiplatelets regularly has been found to prevent the formation of blood clots that cause first or second strokes.

[0481] Angioplasty is a catheter based technique used to open arteries obstructed by a blood clot. Whether or not stenting is performed immediately after this procedure to keep the artery open, antiplatelets can reduce the risk of forming additional blood clots following the procedure(s).

[0482] Coronary bypass surgery is a surgical procedure in which an artery or vein is taken from elsewhere in the body and grafted to a blocked coronary artery, rerouting blood around the blockage and through the newly attached vessel. After the procedure, antiplatelets can reduce the risk of secondary blood clots.

[0483] Atrial fibrillation is the most common type of sustained irregular heart rhythm (arrhythmia). Atrial fibrillation affects about two million Americans every year. In atrial fibrillation, the atria (the heart's upper chambers) rapidly fire electrical signals that cause them to quiver rather than contract normally. The result is an abnormally fast and highly irregular heartbeat. When given after an episode of atrial fibrillation, antiplatelets can reduce the risk of blood clots forming in the heart and traveling to the brain (embolism).

[0484] There is evidence that a PGI₂ receptor agonist will inhibit platelet aggregation and thus be a potential treatment as an antiplatelet therapy (see, e.g., Moncada et al., *Lancet*, 1977, 1:18-20). It has been shown that genetic deficiency of the PGI₂ receptor in mice leads to an increased propensity towards thrombosis (Murata et al., *Nature*, 1997, 388:678-682).

[0485] PGI₂ receptor agonists can be used to treat, for example, claudication or peripheral artery disease as well as cardiovascular complications, arterial thrombosis, atherosclerosis, vasoconstriction caused by serotonin, ischemia-reperfusion injury, and restenosis of arteries following angioplasty or stent placement. (See, e.g., Fetalvero et al., *Prostaglandins Other Lipid Mediat.*, 2007, 82:109-118; Arehart et al., *Curr. Med. Chem.*, 2007, 14:2161-2169; Davi et al., *N. Engl. J. Med.*, 2007, 357:2482-2494; Fetalvero et al., *Am. J. Physiol. Heart. Circ. Physiol.*, 2006, 290:H1337-H1346; Murata et al., *Nature*, 1997, 388:678-682; Wang et al., *Proc. Natl. Acad. Sci. USA*, 2006, 103:14507-14512; Xiao et al., *Circulation*, 2001, 104:2210-2215; McCormick et al., *Biochem. Soc. Trans.*, 2007, 35:910-911; Arehart et al., *Circ. Res.*, 2008, 102(8), 986-93.)

[0486] PGI₂ receptor agonists can also be used alone or in combination with thrombolytic therapy, for example, tissue-type plasminogen activator (t-PA), to provide cardioprotection following MI or postischemic myocardial dysfunction or protection from ischemic injury during percutaneous coronary intervention, and the like, including complications resulting therefrom. PGI₂ receptor agonists can also be used in antiplatelet therapies in combination with, for example, alpha-tocopherol (vitamin E), echistatin (a disintegrin) or, in states of hypercoagulability, heparin. (See, e.g., Chan., *J. Nutr.*, 1998, 128:1593-1596; Mardla et al., *Platelets*, 2004, 15:319-324; Bernabei et al., *Ann. Thorac. Surg.*, 1995, 59:149-153; Gainza et al., *J. Nephrol.*, 2006, 19:648-655.)

[0487] The PGI₂ receptor agonists disclosed herein provide beneficial improvement in microcirculation to patients in need of antiplatelet therapy by antagonizing the vasoconstrictive products of the aggregating platelets in, for example and not limited to the indications described above. Accordingly, in some embodiments, the present invention provides methods for reducing platelet aggregation in a patient in need thereof, comprising administering to the patient a composition comprising a PGI₂ receptor agonist disclosed herein. In further embodiments, the present invention provides methods for treating coronary artery disease, myocardial infarction, transient ischemic attack, angina, stroke, atrial fibrillation, or a symptom of any of the foregoing in a patient in need of the treatment, comprising administering to the patient a composition comprising a PGI₂ receptor agonist disclosed herein.

[0488] In further embodiments, the present invention provides methods for reducing risk of blood clot formation in an angioplasty or coronary bypass surgery patient, or a patient suffering from atrial fibrillation, comprising administering to the patient a composition comprising a PGI₂ receptor agonist disclosed herein at a time where such risk exists.

[0489] 3. Atherosclerosis

[0490] Atherosclerosis is a complex disease characterized by inflammation, lipid accumulation, cell death and fibrosis. It is the leading cause of mortality in many countries, including the United States. Atherosclerosis, as the term is used herein, shall be understood to encompass disorders of large and medium-sized arteries that result in the progressive accumulation within the intima of smooth muscle cells and lipids.

[0491] It has been shown that an agonist of the PGI2 receptor can confer protection from atherosclerosis, such as from atherothrombosis (Arehart et al., *Curr. Med. Chem.*, 2007, 14:2161-2169; Stitham et al., *Prostaglandins Other Lipid Mediat.*, 2007, 82:95-108; Fries et al., *Hematology Am. Soc. Hematol. Educ. Program*, 2005, :445-451; Egan et al., *Science*, 2004, 306:1954-1957; Kobayashi et al., *J. Clin. Invest.*, 2004, 114:784-794; Arehart et al., *Circ. Res.*, 2008, 102(8), 986-93).

[0492] It has been shown that defective PGI2 receptor signaling appears to accelerate atherothrombosis in humans, i.e. that an agonist of the PGI2 receptor can confer protection from atherothrombosis in humans (Arehart et al., *Circ. Res.*, 2008, 102(8), 986-93).

[0493] The compounds of the present invention disclosed herein are useful in the treatment of atherosclerosis, and the treatment of the symptoms thereof. Accordingly, in some embodiments, the present invention provides methods for treating atherosclerosis in a patient in need of the treatment, comprising administering to the patient a composition comprising a PGI2 receptor agonist disclosed herein. In further embodiments, methods are provided for treating a symptom of atherosclerosis in a patient in need of the treatment, comprising administering to the patient a composition comprising a PGI2 receptor agonist disclosed herein.

[0494] 4. Asthma

[0495] Asthma is a lymphocyte-mediated inflammatory airway disorder characterized by airway eosinophilia, increased mucus production by goblet cells, and structural remodeling of the airway wall. The prevalence of asthma has dramatically increased worldwide in recent decades. It has been shown that genetic deficiency of the PGI2 receptor in mice augments allergic airway inflammation (Takahashi et al., *Br J Pharmacol*, 2002, 137:315-322). It has been shown that an agonist of the PGI2 receptor can suppress not only the development of asthma when given during the sensitization phase, but also the cardinal features of experimental asthma when given during the challenge phase (Idzko et al., *J. Clin. Invest.*, 2007, 117:464-472; Nagao et al., *Am. J. Respir. Cell Mol. Biol.*, 2003, 29:314-320), at least in part through markedly interfering with the function of antigen-presenting dendritic cells within the airways (Idzko et al., *J. Clin. Invest.*, 2007, 117:464-472; Zhou et al., *J. Immunol.*, 2007, 178:702-710; Jaffar et al., *J. Immunol.*, 2007, 179:6193-6203; Jozefowski et al., *Int. Immunopharmacol.*, 2003, 3:865-878). These cells are crucial for both the initiation and the maintenance phases of allergic asthma, as depletion of airway dendritic cells during secondary challenge in sensitized mice abolished all characteristic features of asthma, an effect that could be completely restored by adoptive transfer of wild-type dendritic cells (van Rijt et al., *J. Exp. Med.*, 2005, 201:981-991). It has also been shown that an agonist of the PGI2 receptor can inhibit proinflammatory cytokine secretion by human alveolar macrophages (Raychaudhuri et al., *J. Biol. Chem.*, 2002, 277:33344-33348). The compounds of the present invention disclosed herein are useful in the treatment of asthma, and the treatment of the symptoms thereof. Accordingly, in some embodiments, the present invention provides methods for treating asthma in a patient in need of the treatment, comprising administering to the patient a composition comprising a PGI2 receptor agonist disclosed herein. In further embodiments, methods are provided for treating a symptom of asthma in a patient in need of the treatment,

comprising administering to the patient a composition comprising a PGI2 receptor agonist disclosed herein.

[0496] 5. Diabetic-Related Pathologies

[0497] Although hyperglycemia is the major cause for the pathogenesis of diabetic complications such as diabetic peripheral neuropathy (DPN), diabetic nephropathy (DN) and diabetic retinopathy (DR), enhanced vasoconstriction and platelet aggregation in diabetic patients has also been implicated to play a role in disease progression (Cameron et al., *Naunyn Schmiedebergs Arch. Pharmacol.*, 2003, 367:607-614). Agonists of the PGI2 receptor promote vasodilation and inhibit platelet aggregation. Improving microvascular blood flow is able to benefit diabetic complications (Cameron, *Diabetologia*, 2001, 44:1973-1988).

[0498] It has been shown that an agonist of the PGI2 receptor can prevent and reverse motor and sensory peripheral nerve conduction abnormalities in streptozotocin-diabetic rats (Cotter et al., *Naunyn Schmiedebergs Arch. Pharmacol.*, 1993, 347:534-540). Further evidence for the beneficial effect of an agonist of the PGI2 receptor in the treatment of diabetic peripheral neuropathy is given by Hotta et al. (*Diabetes*, 1996, 45:361-366), Ueno et al. (*Jpn. J. Pharmacol.*, 1996, 70:177-182), Ueno et al. (*Life Sci.*, 1996, 59:PL105-PL110), Hotta et al. (*Prostaglandins*, 1995, 49:339-349), Shindo et al. (*Prostaglandins*, 1991, 41:85-96), Okuda et al. (*Prostaglandins*, 1996, 52:375-384), and Koike et al. (*FASEB J.*, 2003, 17:779-781). Evidence for the beneficial effect of an agonist of the PGI2 receptor in the treatment of diabetic nephropathy is given by Owada et al. (*Nephron*, 2002, 92:788-796) and Yamashita et al. (*Diabetes Res. Clin. Pract.*, 2002, 57:149-161). Evidence for the beneficial effect of an agonist of the PGI2 receptor in the treatment of diabetic retinopathy is given by Yamagishi et al. (*Mol. Med.*, 2002, 8:546-550), Burnette et al. (*Exp. Eye Res.*, 2006, 83:1359-1365), and Hotta et al. (*Diabetes*, 1996, 45:361-366). It has been shown that an agonist of the PGI2 receptor can reduce increased tumor necrosis factor- α (TNF- α) levels in diabetic patients, implying that an agonist of the PGI2 receptor may contribute to the prevention of progression in diabetic complications (Fujiwara et al., *Exp. Clin. Endocrinol. Diabetes*, 2004, 112:390-394).

[0499] 6. Glaucoma

[0500] Evidence that topical administration of an agonist of the PGI2 receptor can result in a decrease in intraocular pressure (IOP) in rabbits and dogs and thereby have beneficial effect in the treatment of glaucoma is given by Hoyng et al. (Hoyng et al., *Invest. Ophthalmol. Vis. Sci.*, 1987, 28:470-476).

[0501] 7. Hypertension

[0502] Agonists of the PGI2 receptor have been shown to have activity for regulation of vascular tone, for vasodilation, and for amelioration of pulmonary hypertension (see, e.g., Strauss et al., *Clin Chest Med*, 2007, 28:127-142; Driscoll et al., *Expert Opin. Pharmacother.*, 2008, 9:65-81). Evidence for a beneficial effect of an agonist of the PGI2 receptor in the treatment of hypertension is given by Yamada et al. (*Peptides*, 2008, 29:412-418). Evidence that an agonist of the PGI2 receptor can protect against cerebral ischemia is given by Dogan et al. (*Gen. Pharmacol.*, 1996, 27:1163-1166) and Fang et al. (*J. Cereb. Blood Flow Metab.*, 2006, 26:491-501).

[0503] 8. Anti-Inflammation Therapies

[0504] Anti-inflammation agents are prescribed for a variety of conditions. For example, in an inflammatory disease they are used to interfere with and thereby reduce an underlying deleterious process. There is evidence that a PGI2 receptor ago-

nist can inhibit inflammation and thus be a potential treatment as an anti-inflammation therapy. It has been shown that an agonist of the PGI₂ receptor can inhibit pro-inflammatory cytokine and chemokine (interleukin-12 (IL-12), tumor necrosis factor- α (TNF- α), IL-1 α , IL-6, macrophage inflammatory protein-1 α (MIP-1 α), monocyte chemoattractant protein-1 (MCP-1)) production and T cell stimulatory function of dendritic cells (Jozefowski et al., *Int. Immunopharmacol.*, 2003, 865-878; Zhou et al., *J. Immunol.*, 2007, 178:702-710; Nagao et al., *Am. J. Respir. Cell Mol. Biol.*, 2003, 29:314-320; Idzko et al., *J. Clin. Invest.*, 2007, 117:464-472). It has been shown that an agonist of the PGI₂ receptor can inhibit pro-inflammatory cytokine (TNF- α , IL-1 β , IL-6, granulocyte macrophage stimulating factor (GM-CSF)) production by macrophages (Raychaudhuri et al., *J. Biol. Chem.*, 2002, 277:33344-33348; Czeslick et al., *Eur. J. Clin. Invest.*, 2003, 33:1013-1017; Di Renzo et al., *Prostaglandin Leukot. Essent. Fatty Acids*, 2005, 73:405-410; Shinomiya et al., *Biochem. Pharmacol.*, 2001, 61:1153-1160). It has been shown that an agonist of the PGI₂ receptor can stimulate anti-inflammatory cytokine (IL-10) production by dendritic cells (Jozefowski et al., *Int. Immunopharmacol.*, 2003, 865-878; Zhou et al., *J. Immunol.*, 2007, 178:702-710). It has been shown that an agonist of the PGI₂ receptor can stimulate anti-inflammatory cytokine (IL-10) production by macrophages (Shinomiya et al., *Biochem. Pharmacol.*, 2001, 61:1153-1160). It has been shown that an agonist of the PGI₂ receptor can inhibit a chemokine (CCL17)-induced chemotaxis of leukocytes (CD4⁺ Th2 T cells) (Jaffar et al., *J. Immunol.*, 2007, 179:6193-6203). It has been shown that an agonist of the PGI₂ receptor can confer protection from atherosclerosis, such as from atherothrombosis (Arehart et al., *Curr. Med. Chem.*, 2007, 14:2161-2169; Stitham et al., *Prostaglandins Other Lipid Mediat.*, 2007, 82:95-108; Fries et al., *Hematology Am. Soc. Hematol. Educ. Program*, 2005, 4:445-451; Egan et al., *Science*, 2004, 306:1954-1957; Kobayashi et al., *J. Clin. Invest.*, 2004, 114:784-794; Arehart et al., *Circ. Res.*, 2008, 102(8), 986-993). It has been shown that an agonist of the PGI₂ receptor can attenuate asthma (Idzko et al., *J. Clin. Invest.*, 2007, 117:464-472; Jaffar et al., *J. Immunol.*, 2007, 179:6193-6203; Nagao et al., *Am. J. Respir. Cell. Mol. Biol.*, 2003, 29:314-320). It has been shown that an agonist of the PGI₂ receptor can decrease TNF- α production in type 2 diabetes patients (Fujiwara et al., *Exp. Clin. Endocrinol. Diabetes*, 2004, 112:390-394; Goya et al., *Metabolism*, 2003, 52:192-198). It has been shown that an agonist of the PGI₂ receptor can inhibit ischemia-reperfusion injury (Xiao et al., *Circulation*, 2001, 104:2210-2215). It has been shown that an agonist of the PGI₂ receptor can inhibit restenosis (Cheng et al., *Science*, 2002, 296:539-541). It has been shown that an agonist of the PGI₂ receptor can attenuate pulmonary vascular injury and shock in a rat model of septic shock (Harada et al., *Shock*, 2008, Feb. 21 Epub ahead of print). It has been shown that an agonist of the PGI₂ receptor can reduce the serum levels of TNF- α in vivo in patients with rheumatoid arthritis, and this is associated with improvement in the clinical course of the disease (Gao et al., *Rheumatol. Int.*, 2002, 22:45-51; Boehme et al., *Rheumatol. Int.*, 2006, 26:340-347).

[0505] The compounds of the present invention disclosed herein provide beneficial reduction of inflammation. The compounds of the present invention disclosed herein provide beneficial reduction of a deleterious inflammatory response associated with an inflammatory disease. Accordingly, in some embodiments, the present invention provides methods

for reducing inflammation in a patient in need thereof, comprising administering to the patient a composition comprising a PGI2 receptor agonist disclosed herein. In some embodiments, the present invention provides methods for decreasing IL-12, TNF- α , IL-1 α , IL-1 β , IL-6, MIP-1 α or MCP-1 production in a patient in need thereof, comprising administering to the patient a composition comprising a PGI2 receptor agonist disclosed herein. In some embodiments, the present invention provides methods for decreasing TNF- α production in a patient in need thereof, comprising administering to the patient a composition comprising a PGI2 receptor agonist disclosed herein. In some embodiments, the present invention provides methods for increasing IL-10 production in a patient in need thereof, comprising administering to the patient a composition comprising a PGI2 receptor agonist disclosed herein. In some embodiments, the present invention provides methods for reducing a deleterious inflammatory response associated with an inflammatory disease in a patient in need thereof, comprising administering to the patient a composition comprising a PGI2 receptor agonist disclosed herein. In some embodiments, the present invention provides methods for treating an inflammatory disease or a symptom thereof in a patient in need of the treatment comprising administering to the patient a composition comprising a PGI2 receptor agonist disclosed herein. In some embodiments, the present invention provides methods for treating an inflammatory disease or a symptom thereof in a patient in need of the treatment comprising administering to the patient a composition comprising a PGI2 receptor agonist disclosed herein. In some embodiments, the present invention provides methods for treating an inflammatory disease or a symptom thereof in a patient in need of the treatment comprising administering to the patient a composition comprising a PGI2 receptor agonist disclosed herein, wherein the inflammatory disease is selected from the group consisting of psoriasis, psoriatic arthritis, rheumatoid arthritis, Crohn's disease, transplant rejection, multiple sclerosis, systemic lupus erythematosus (SLE), ulcerative colitis, ischemia-reperfusion injury, restenosis, atherosclerosis, acne, diabetes (including type 1 diabetes and type 2 diabetes), sepsis, chronic obstructive pulmonary disease (COPD), and asthma.

[0506] 9. Traumatic Brain Injury

[0507] Prostacyclin production is known to increase after brain trauma, and in a recent study, the importance of prostacyclin for posttraumatic hemodynamic alterations and neuron survival was investigated. Prostacyclin receptor-deficient (IP^{-/-}) mice were compared to mice with functional prostacyclin receptors (IP^{+/+}) after a controlled cortical injury. Contusion volume was increased in IP^{-/-} mice compared with IP^{+/+} mice. Three hours after trauma, cortical blood flow was decreased in the injured cortex of both groups and the reduction in blood flow in the cortex of the IP^{-/-} mice persisted from 3 to 24 h, whereas blood flow approached normal values in the IP^{+/+} mice after 24 h. (See, e.g., Lundblad et al. *Journal of Cerebral Blood Flow & Metabolism* 28, 367-376).

[0508] The PGI2 receptor agonists disclosed herein provide beneficial improvement in neuron survival after brain trauma. Accordingly, in some embodiments, the present invention provides methods for treating a traumatic brain injury in a patient in need thereof, comprising administering to the patient a composition comprising a PGI2 receptor agonist disclosed herein.

Pharmaceutical Compositions

[0509] A further aspect of the present invention pertains to pharmaceutical compositions comprising one or more com-

pounds as described herein and one or more pharmaceutically acceptable carriers. Some embodiments pertain to pharmaceutical compositions comprising a compound of the present invention and a pharmaceutically acceptable carrier.

[0510] Some embodiments of the present invention include a method of producing a pharmaceutical composition comprising admixing at least one compound according to any of the compound embodiments disclosed herein and a pharmaceutically acceptable carrier.

[0511] Formulations may be prepared by any suitable method, typically by uniformly mixing the active compound (s) with liquids or finely divided solid carriers, or both, in the required proportions and then, if necessary, forming the resulting mixture into a desired shape.

[0512] Conventional excipients, such as binding agents, fillers, acceptable wetting agents, tableting lubricants and disintegrants may be used in tablets and capsules for oral administration. Liquid preparations for oral administration may be in the form of solutions, emulsions, aqueous or oily suspensions and syrups. Alternatively, the oral preparations may be in the form of dry powder that can be reconstituted with water or another suitable liquid vehicle before use. Additional additives such as suspending or emulsifying agents, non-aqueous vehicles (including edible oils), preservatives and flavorings and colorants may be added to the liquid preparations. Parenteral dosage forms may be prepared by dissolving the compound of the invention in a suitable liquid vehicle and filter sterilizing the solution before filling and sealing an appropriate vial or ampule. These are just a few examples of the many appropriate methods well known in the art for preparing dosage forms.

[0513] A compound of the present invention can be formulated into pharmaceutical compositions using techniques well known to those in the art. Suitable pharmaceutically-acceptable carriers, outside those mentioned herein, are known in the art; for example, see Remington, *The Science and Practice of Pharmacy*, 20th Edition, 2000, Lippincott Williams & Wilkins, (Editors: Gennaro et al.)

[0514] While it is possible that, for use in the prophylaxis or treatment, a compound of the invention may, in an alternative use, be administered as a raw or pure chemical, it is preferable however to present the compound or active ingredient as a pharmaceutical formulation or composition further comprising a pharmaceutically acceptable carrier.

[0515] Pharmaceutical formulations include those suitable for oral, rectal, nasal, topical (including buccal and sub-lingual), vaginal or parenteral (including intramuscular, subcutaneous and intravenous) administration or in a form suitable for administration by inhalation, insufflation or by a transdermal patch. Transdermal patches dispense a drug at a controlled rate by presenting the drug for absorption in an efficient manner with minimal degradation of the drug. Typically, transdermal patches comprise an impermeable backing layer, a single pressure sensitive adhesive and a removable protective layer with a release liner. One of ordinary skill in the art will understand and appreciate the techniques appropriate for manufacturing a desired efficacious transdermal patch based upon the needs of the artisan.

[0516] The compounds of the invention, together with a conventional adjuvant, carrier, or diluent, may thus be placed into the form of pharmaceutical formulations and unit dosages thereof and in such form may be employed as solids, such as tablets or filled capsules, or liquids such as solutions, suspensions, emulsions, elixirs, gels or capsules filled with

the same, all for oral use, in the form of suppositories for rectal administration; or in the form of sterile injectable solutions for parenteral (including subcutaneous) use. Such pharmaceutical compositions and unit dosage forms thereof may comprise conventional ingredients in conventional proportions, with or without additional active compounds or principles and such unit dosage forms may contain any suitable effective amount of the active ingredient commensurate with the intended daily dosage range to be employed.

[0517] For oral administration, the pharmaceutical composition may be in the form of, for example, a tablet, capsule, suspension or liquid. The pharmaceutical composition is preferably made in the form of a dosage unit containing a particular amount of the active ingredient. Examples of such dosage units are capsules, tablets, powders, granules or a suspension, with conventional additives such as lactose, mannitol, corn starch or potato starch; with binders such as crystalline cellulose, cellulose derivatives, acacia, corn starch or gelatins; with disintegrators such as corn starch, potato starch or sodium carboxymethyl-cellulose; and with lubricants such as talc or magnesium stearate. The active ingredient may also be administered by injection as a composition wherein, for example, saline, dextrose or water may be used as a suitable pharmaceutically acceptable carrier.

[0518] Compounds of the present invention or a solvate, hydrate or physiologically functional derivative thereof can be used as active ingredients in pharmaceutical compositions, specifically as PGI₂ receptor modulators. By the term "active ingredient" is defined in the context of a "pharmaceutical composition" and is intended to mean a component of a pharmaceutical composition that provides the primary pharmacological effect, as opposed to an "inactive ingredient" which would generally be recognized as providing no pharmaceutical benefit.

[0519] The dose when using the compounds of the present invention can vary within wide limits and as is customary and is known to the physician, it is to be tailored to the individual conditions in each individual case. It depends, for example, on the nature and severity of the illness to be treated, on the condition of the patient, on the compound employed or on whether an acute or chronic disease state is treated or prophylaxis is conducted or on whether further active compounds are administered in addition to the compounds of the present invention. Representative doses of the present invention include, but not limited to, about 0.001 mg to about 5000 mg, about 0.001 mg to about 2500 mg, about 0.001 mg to about 1000 mg, 0.001 mg to about 500 mg, 0.001 mg to about 250 mg, about 0.001 mg to 100 mg, about 0.001 mg to about 50 mg and about 0.001 mg to about 25 mg. Multiple doses may be administered during the day, especially when relatively large amounts are deemed to be needed, for example 2, 3 or 4 doses. Depending on the individual and as deemed appropriate from the patient's physician or caregiver it may be necessary to deviate upward or downward from the doses described herein.

[0520] The amount of active ingredient, or an active salt or derivative thereof, required for use in treatment will vary not only with the particular salt selected but also with the route of administration, the nature of the condition being treated and the age and condition of the patient and will ultimately be at the discretion of the attendant physician or clinician. In general, one skilled in the art understands how to extrapolate in vivo data obtained in a model system, typically an animal model, to another, such as a human. In some circumstances,

these extrapolations may merely be based on the weight of the animal model in comparison to another, such as a mammal, preferably a human, however, more often, these extrapolations are not simply based on weights, but rather incorporate a variety of factors. Representative factors include the type, age, weight, sex, diet and medical condition of the patient, the severity of the disease, the route of administration, pharmacological considerations such as the activity, efficacy, pharmacokinetic and toxicology profiles of the particular compound employed, whether a drug delivery system is utilized, on whether an acute or chronic disease state is being treated or prophylaxis is conducted or on whether further active compounds are administered in addition to the compounds of the present invention and as part of a drug combination. The dosage regimen for treating a disease condition with the compounds and/or compositions of this invention is selected in accordance with a variety of factors as cited above. Thus, the actual dosage regimen employed may vary widely and therefore may deviate from a preferred dosage regimen and one skilled in the art will recognize that dosage and dosage regimen outside these typical ranges can be tested and, where appropriate, may be used in the methods of this invention.

[0521] The desired dose may conveniently be presented in a single dose or as divided doses administered at appropriate intervals, for example, as two, three, four or more sub-doses per day. The sub-dose itself may be further divided, e.g., into a number of discrete loosely spaced administrations. The daily dose can be divided, especially when relatively large amounts are administered as deemed appropriate, into several, for example 2, 3 or 4 part administrations. If appropriate, depending on individual behavior, it may be necessary to deviate upward or downward from the daily dose indicated.

[0522] The compounds of the present invention can be administered in a wide variety of oral and parenteral dosage forms. It will be obvious to those skilled in the art that the following dosage forms may comprise, as the active component, either a compound of the invention or a pharmaceutically acceptable salt, solvate or hydrate of a compound of the invention.

[0523] For preparing pharmaceutical compositions from the compounds of the present invention, the selection of a suitable pharmaceutically acceptable carrier can be either solid, liquid or a mixture of both. Solid form preparations include powders, tablets, pills, capsules, cachets, suppositories and dispersible granules. A solid carrier can be one or more substances which may also act as diluents, flavoring agents, solubilizers, lubricants, suspending agents, binders, preservatives, tablet disintegrating agents, or an encapsulating material.

[0524] In powders, the carrier is a finely divided solid which is in a mixture with the finely divided active component.

[0525] In tablets, the active component is mixed with the carrier having the necessary binding capacity in suitable proportions and compacted to the desired shape and size. The powders and tablets may contain varying percentage amounts of the active compound. A representative amount in a powder or tablet may contain from 0.5 to about 90 percent of the active compound; however, an artisan would know when amounts outside of this range are necessary. Suitable carriers for powders and tablets are magnesium carbonate, magnesium stearate, talc, sugar, lactose, pectin, dextrin, starch, gelatin, tragacanth, methylcellulose, sodium carboxymethylcellulose, a low melting wax, cocoa butter and the like. The term

“preparation” is intended to include the formulation of the active compound with encapsulating material as carrier providing a capsule in which the active component, with or without carriers, is surrounded by a carrier, which is thus in association with it. Similarly, cachets and lozenges are included. Tablets, powders, capsules, pills, cachets and lozenges can be used as solid forms suitable for oral administration.

[0526] For preparing suppositories, a low melting wax, such as an admixture of fatty acid glycerides or cocoa butter, is first melted and the active component is dispersed homogeneously therein, as by stirring. The molten homogeneous mixture is then poured into convenient sized molds, allowed to cool and thereby to solidify.

[0527] Formulations suitable for vaginal administration may be presented as pessaries, tampons, creams, gels, pastes, foams or sprays containing in addition to the active ingredient such carriers as are known in the art to be appropriate.

[0528] Liquid form preparations include solutions, suspensions and emulsions, for example, water or water-propylene glycol solutions. For example, parenteral injection liquid preparations can be formulated as solutions in aqueous polyethylene glycol solution. Injectable preparations, for example, sterile injectable aqueous or oleaginous suspensions may be formulated according to the known art using suitable dispersing or wetting agents and suspending agents. The sterile injectable preparation may also be a sterile injectable solution or suspension in a nontoxic parenterally acceptable diluent or solvent, for example, as a solution in 1,3-butanediol. Among the acceptable vehicles and solvents that may be employed are water, Ringer's solution and isotonic sodium chloride solution. In addition, sterile, fixed oils are conventionally employed as a solvent or suspending medium. For this purpose any bland fixed oil may be employed including synthetic mono- or diglycerides. In addition, fatty acids such as oleic acid find use in the preparation of injectables.

[0529] The compounds according to the present invention may thus be formulated for parenteral administration (e.g. by injection, for example bolus injection or continuous infusion) and may be presented in unit dose form in ampoules, pre-filled syringes, small volume infusion or in multi-dose containers with an added preservative. The pharmaceutical compositions may take such forms as suspensions, solutions, or emulsions in oily or aqueous vehicles and may contain formulatory agents such as suspending, stabilizing and/or dispersing agents. Alternatively, the active ingredient may be in powder form, obtained by aseptic isolation of sterile solid or by lyophilization from solution, for constitution with a suitable vehicle, e.g. sterile, pyrogen-free water, before use.

[0530] Aqueous formulations suitable for oral use can be prepared by dissolving or suspending the active component in water and adding suitable colorants, flavors, stabilizing and thickening agents, as desired.

[0531] Aqueous suspensions suitable for oral use can be made by dispersing the finely divided active component in water with viscous material, such as natural or synthetic gums, resins, methylcellulose, sodium carboxymethylcellulose, or other well-known suspending agents.

[0532] Also included are solid form preparations which are intended to be converted, shortly before use, to liquid form preparations for oral administration. Such liquid forms include solutions, suspensions and emulsions. These preparations may contain, in addition to the active component,

colorants, flavors, stabilizers, buffers, artificial and natural sweeteners, dispersants, thickeners, solubilizing agents and the like.

[0533] For topical administration to the epidermis the compounds according to the invention may be formulated as ointments, creams or lotions, or as a transdermal patch.

[0534] Ointments and creams may, for example, be formulated with an aqueous or oily base with the addition of suitable thickening and/or gelling agents. Lotions may be formulated with an aqueous or oily base and will in general also contain one or more emulsifying agents, stabilizing agents, dispersing agents, suspending agents, thickening agents, or coloring agents.

[0535] Formulations suitable for topical administration in the mouth include lozenges comprising active agent in a flavored base, usually sucrose and acacia or tragacanth; pastilles comprising the active ingredient in an inert base such as gelatin and glycerin or sucrose and acacia; and mouthwashes comprising the active ingredient in a suitable liquid carrier.

[0536] Solutions or suspensions are applied directly to the nasal cavity by conventional means, for example with a dropper, pipette or spray. The formulations may be provided in single or multi-dose form. In the latter case of a dropper or pipette, this may be achieved by the patient administering an appropriate, predetermined volume of the solution or suspension. In the case of a spray, this may be achieved for example by means of a metering atomizing spray pump.

[0537] Administration to the respiratory tract may also be achieved by means of an aerosol formulation in which the active ingredient is provided in a pressurized pack with a suitable propellant. If the compounds of the present invention or pharmaceutical compositions comprising them are administered as aerosols, for example as nasal aerosols or by inhalation, this can be carried out, for example, using a spray, a nebulizer, a pump nebulizer, an inhalation apparatus, a metered inhaler or a dry powder inhaler. Pharmaceutical forms for administration of the compounds of the present invention as an aerosol can be prepared by processes well known to the person skilled in the art. For their preparation, for example, solutions or dispersions of the compounds of the present invention in water, water/alcohol mixtures or suitable saline solutions can be employed using customary additives, for example benzyl alcohol or other suitable preservatives, absorption enhancers for increasing the bioavailability, solubilizers, dispersants and others and, if appropriate, customary propellants, for example include carbon dioxide, CFCs, such as, dichlorodifluoromethane, trichlorofluoromethane, or dichlorotetrafluoroethane; and the like. The aerosol may conveniently also contain a surfactant such as lecithin. The dose of drug may be controlled by provision of a metered valve.

[0538] In formulations intended for administration to the respiratory tract, including intranasal formulations, the compound will generally have a small particle size for example of the order of 10 microns or less. Such a particle size may be obtained by means known in the art, for example by micronization. When desired, formulations adapted to give sustained release of the active ingredient may be employed.

[0539] Alternatively the active ingredients may be provided in the form of a dry powder, for example, a powder mix of the compound in a suitable powder base such as lactose, starch, starch derivatives such as hydroxypropylmethyl cellulose and polyvinylpyrrolidone (PVP). Conveniently the powder carrier will form a gel in the nasal cavity. The powder composition may be presented in unit dose form for example

in capsules or cartridges of, e.g., gelatin, or blister packs from which the powder may be administered by means of an inhaler.

[0540] The pharmaceutical preparations are preferably in unit dosage forms. In such form, the preparation is subdivided into unit doses containing appropriate quantities of the active component. The unit dosage form can be a packaged preparation, the package containing discrete quantities of preparation, such as packeted tablets, capsules and powders in vials or ampoules. Also, the unit dosage form can be a capsule, tablet, cachet, or lozenge itself, or it can be the appropriate number of any of these in packaged form.

[0541] Tablets or capsules for oral administration and liquids for intravenous administration are preferred compositions.

[0542] The compounds according to the invention may optionally exist as pharmaceutically acceptable salts including pharmaceutically acceptable acid addition salts prepared from pharmaceutically acceptable non-toxic acids including inorganic and organic acids. Representative acids include, but are not limited to, acetic, benzenesulfonic, benzoic, camphorsulfonic, citric, ethenesulfonic, dichloroacetic, formic, fumaric, gluconic, glutamic, hippuric, hydrobromic, hydrochloric, isethionic, lactic, maleic, malic, mandelic, methanesulfonic, mucic, nitric, oxalic, pamoic, pantothenic, phosphoric, succinic, sulfuric, tartaric, oxalic, p-toluenesulfonic and the like. Certain compounds of the present invention which contain a carboxylic acid functional group may optionally exist as pharmaceutically acceptable salts containing non-toxic, pharmaceutically acceptable metal cations and cations derived from organic bases. Representative metals include, but are not limited to, aluminium, calcium, lithium, magnesium, potassium, sodium, zinc and the like. In some embodiments the pharmaceutically acceptable metal is sodium. Representative organic bases include, but are not limited to, benzathine (N^1, N^2 -dibenzylethane-1,2-diamine), chlorprocaine (2-(diethylamino)ethyl 4-(chloroamino)benzoate), choline, diethanolamine, ethylenediamine, meglumine ((2R, 3R, 4R, 5S)-6-(methylamino)hexane-1,2,3,4,5-pentaol), procaine (2-(diethylamino)ethyl 4-aminobenzoate), and the like. Certain pharmaceutically acceptable salts are listed in Berge, et al., *Journal of Pharmaceutical Sciences*, 66:1-19 (1977), incorporated herein by reference in its entirety.

[0543] The acid addition salts may be obtained as the direct products of compound synthesis. In the alternative, the free base may be dissolved in a suitable solvent containing the appropriate acid and the salt isolated by evaporating the solvent or otherwise separating the salt and solvent. The compounds of this invention may form solvates with standard low molecular weight solvents using methods known to the skilled artisan.

[0544] Compounds of the present invention can be converted to "pro-drugs." The term "pro-drugs" refers to compounds that have been modified with specific chemical groups known in the art and when administered into an individual these groups undergo biotransformation to give the parent compound. Pro-drugs can thus be viewed as compounds of the invention containing one or more specialized non-toxic protective groups used in a transient manner to alter or to eliminate a property of the compound. In one general aspect, the "pro-drug" approach is utilized to facilitate oral absorption. A thorough discussion is provided in T. Higuchi and V. Stella, *Pro-drugs as Novel Delivery Systems* Vol. 14 of the A.C.S. Symposium Series; and in *Bioreversible Carriers*

in *Drug Design*, ed. Edward B. Roche, American Pharmaceutical Association and Pergamon Press, 1987, both of which are hereby incorporated by reference in their entirety.

[0545] Some embodiments of the present invention include a method of producing a pharmaceutical composition for “combination-therapy” comprising admixing at least one compound according to any of the compound embodiments disclosed herein, together with at least one known pharmaceutical agent as described herein and a pharmaceutically acceptable carrier.

[0546] It is noted that when the PGI2 receptor modulators are utilized as active ingredients in a pharmaceutical composition, these are not intended for use only in humans, but in other non-human mammals as well. Indeed, recent advances in the area of animal health-care mandate that consideration be given for the use of active agents, such as PGI2 receptor modulators, for the treatment of an PGI2-associated disease or disorder in companion animals (e.g., cats, dogs, etc.) and in livestock animals (e.g., cows, chickens, fish, etc.) Those of ordinary skill in the art are readily credited with understanding the utility of such compounds in such settings.

Hydrates and Solvates

[0547] It is understood that when the phrase pharmaceutically acceptable salts, solvates and hydrates is used in referring to a particular formula herein, it is intended to embrace solvates and/or hydrates of compounds of the particular formula, pharmaceutically acceptable salts of compounds of the particular formula as well as solvates and/or hydrates of pharmaceutically acceptable salts of compounds of the particular formula.

[0548] The compounds of the present invention can be administered in a wide variety of oral and parenteral dosage forms. It will be apparent to those skilled in the art that the following dosage forms may comprise, as the active component, either a compound of the invention or a pharmaceutically acceptable salt or as a solvate or hydrate thereof. Moreover, various hydrates and solvates of the compounds of the invention and their salts will find use as intermediates in the manufacture of pharmaceutical compositions. Typical procedures for making and identifying suitable hydrates and solvates, outside those mentioned herein, are well known to those in the art; see for example, pages 202-209 of K. J. Guillory, “Generation of Polymorphs, Hydrates, Solvates, and Amorphous Solids,” in: *Polymorphism in Pharmaceutical Solids*, ed. Harry G. Brittan, Vol. 95, Marcel Dekker, Inc., New York, 1999, incorporated herein by reference in its entirety. Accordingly, one aspect of the present invention pertains to hydrates and solvates of compounds of Formula Ia and/or their pharmaceutical acceptable salts, as described herein, that can be isolated and characterized by methods known in the art, such as, thermogravimetric analysis (TGA), TGA-mass spectroscopy, TGA-Infrared spectroscopy, powder X-ray diffraction (XRPD), Karl Fisher titration, high resolution X-ray diffraction, and the like. There are several commercial entities that provide quick and efficient services for identifying solvates and hydrates on a routine basis. Example companies offering these services include Wilmington PharmaTech (Wilmington, Del.), Avantium Technologies (Amsterdam) and Aptuit (Greenwich, Conn.).

Other Utilities

[0549] Another object of the present invention relates to radio-labeled compounds of the present invention that would

be useful not only in radio-imaging but also in assays, both in vitro and in vivo, for localizing and quantitating the PGI2 receptor in tissue samples, including human and for identifying PGI2 receptor ligands by inhibition binding of a radio-labeled compound. It is a further object of this invention to develop novel PGI2 receptor assays of which comprise such radio-labeled compounds.

[0550] The present invention embraces isotopically-labeled compounds of the present invention. Isotopically or radio-labeled compounds are those which are identical to compounds disclosed herein, but for the fact that one or more atoms are replaced or substituted by an atom having an atomic mass or mass number different from the atomic mass or mass number most commonly found in nature. Suitable radionuclides that may be incorporated in compounds of the present invention include but are not limited to ^2H (also written as D for deuterium), ^3H (also written as T for tritium), ^{11}C , ^{13}C , ^{14}C , ^{15}N , ^{15}N , ^{15}O , ^{17}O , ^{18}O , ^{18}F , ^{35}S , ^{36}Cl , ^{75}Br , ^{76}Br , ^{77}Br , ^{82}Br , ^{123}I , ^{124}I , ^{125}I and ^{131}I . The radionuclide that is incorporated in the instant radio-labeled compounds will depend on the specific application of that radio-labeled compound. For example, for in vitro PGI2 receptor labeling and competition assays, compounds that incorporate ^3H , ^{14}C , ^{82}Br , ^{125}I , ^{131}I or ^{35}S will generally be most useful. For radio-imaging applications ^{11}C , ^{18}F , ^{125}I , ^{123}I , ^{131}I , ^{75}Br , ^{76}Br or ^{77}Br will generally be most useful.

[0551] It is understood that a “radio-labeled” or “labeled compound” is a compound of Formula Ia, Ic, Ie, Ig, or Ii that has incorporated at least one radionuclide; in some embodiments the radionuclide is selected from the group consisting of ^3H , ^{14}C , ^{125}I , ^{35}S and ^{82}Br .

[0552] Certain isotopically-labeled compounds of the present invention are useful in compound and/or substrate tissue distribution assays. In some embodiments the radionuclide ^3H and/or ^{14}C isotopes are useful in these studies. Further, substitution with heavier isotopes such as deuterium (i.e., ^2H) may afford certain therapeutic advantages resulting from greater metabolic stability (e.g., increased in vivo half-life or reduced dosage requirements) and hence may be preferred in some circumstances. Isotopically labeled compounds of the present invention can generally be prepared by following procedures analogous to those disclosed in the Drawings and Examples infra, by substituting an isotopically labeled reagent for a non-isotopically labeled reagent. Other synthetic methods that are useful are discussed infra. Moreover, it should be understood that all of the atoms represented in the compounds of the invention can be either the most commonly occurring isotope of such atoms or the scarcer radio-isotope or nonradioactive isotope.

[0553] Synthetic methods for incorporating radio-isotopes into organic compounds are applicable to compounds of the invention and are well known in the art. These synthetic methods, for example, incorporating activity levels of tritium into target molecules, are as follows:

[0554] A. Catalytic Reduction with Tritium Gas: This procedure normally yields high specific activity products and requires halogenated or unsaturated precursors.

[0555] B. Reduction with Sodium Borohydride [^3H]: This procedure is rather inexpensive and requires precursors containing reducible functional groups such as aldehydes, ketones, lactones, esters and the like.

[0556] C. Reduction with Lithium Aluminum Hydride [^3H]: This procedure offers products at almost theoretical

specific activities. It also requires precursors containing reducible functional groups such as aldehydes, ketones, lactones, esters and the like.

[0557] D. Tritium Gas Exposure Labeling: This procedure involves exposing precursors containing exchangeable protons to tritium gas in the presence of a suitable catalyst.

[0558] E. N-Methylation using Methyl Iodide [^3H]: This procedure is usually employed to prepare O-methyl or N-methyl(^3H) products by treating appropriate precursors with high specific activity methyl iodide (^3H). This method in general allows for higher specific activity, such as for example, about 70-90 Ci/mmol.

[0559] Synthetic methods for incorporating activity levels of ^{125}I into target molecules include:

[0560] A. Sandmeyer and like reactions: This procedure transforms an aryl amine or a heteroaryl amine into a diazonium salt, such as a diazonium tetrafluoroborate salt and subsequently to ^{125}I labeled compound using Na^{125}I . A represented procedure was reported by Zhu, G-D. and co-workers in *J. Org. Chem.*, 2002, 67, 943-948.

[0561] B. Ortho ^{125}I iodination of phenols: This procedure allows for the incorporation of ^{125}I at the ortho position of a phenol as reported by Collier, T. L. and co-workers in *J. Labelled Compd. Radiopharm.*, 1999, 42, S264-S266.

[0562] C. Aryl and heteroaryl bromide exchange with ^{125}I : This method is generally a two step process. The first step is the conversion of the aryl or heteroaryl bromide to the corresponding tri-alkyltin intermediate using for example, a Pd catalyzed reaction [i.e. $\text{Pd}(\text{Ph}_3\text{P})_4$] or through an aryl or heteroaryl lithium, in the presence of a tri-alkyltinhalide or hexaalkylditin [e.g., $(\text{CH}_3)_3\text{SnSn}(\text{CH}_3)_3$]. A representative procedure was reported by Le Bas, M.-D. and co-workers in *J. Labelled Compd. Radiopharm.* 2001, 44, S280-S282.

[0563] A radiolabeled PGI₂ receptor compound of Formula Ia can be used in a screening assay to identify/evaluate compounds. In general terms, a newly synthesized or identified compound (i.e., test compound) can be evaluated for its ability to reduce binding of the "radio-labeled compound of Formula Ia" to the PGI₂ receptor. Accordingly, the ability of a test compound to compete with the "radio-labeled compound of Formula Ia" for the binding to the PGI₂ receptor directly correlates to its binding affinity.

[0564] The labeled compounds of the present invention bind to the PGI₂ receptor. In one embodiment the labeled compound has an IC_{50} less than about 500 μM , in another embodiment the labeled compound has an IC_{50} less than about 100 μM , in yet another embodiment the labeled compound has an IC_{50} less than about 10 μM , in yet another embodiment the labeled compound has an IC_{50} less than about 1 μM and in still yet another embodiment the labeled inhibitor has an IC_{50} less than about 0.1 μM .

[0565] Other uses of the disclosed receptors and methods will become apparent to those skilled in the art based upon, inter alia, a review of this disclosure.

[0566] As will be recognized, the steps of the methods of the present invention need not be performed any particular number of times or in any particular sequence. Additional objects, advantages and novel features of this invention will become apparent to those skilled in the art upon examination of the following examples thereof, which are intended to be illustrative and not intended to be limiting.

EXAMPLES

Example 1

Syntheses of Compounds of the Present Invention

[0567] Illustrated syntheses for compounds of the present invention are shown in FIGS. 3 through 9 where the symbols have the same definitions as used throughout this disclosure.

[0568] The compounds of the invention and their syntheses are further illustrated by the following examples. The following examples are provided to further define the invention without, however, limiting the invention to the particulars of these examples. The compounds described herein, supra and infra, are named according to the CS ChemDraw Ultra Version 7.0.1, AutoNom version 2.2, or CS ChemDraw Ultra Version 9.0.7. In certain instances common names are used and it is understood that these common names would be recognized by those skilled in the art.

[0569] Chemistry: Proton nuclear magnetic resonance (^1H NMR) spectra were recorded on a Bruker Avance-400 equipped with a QNP (Quad Nucleus Probe) or a BBI (Broad Band Inverse) and z-gradient. Chemical shifts are given in parts per million (ppm) with the residual solvent signal used as reference. NMR abbreviations are used as follows: s=singlet, d=doublet, dd=doublet of doublets, ddd=doublet of doublet of doublets, dt=doublet of triplets, t=triplet, td=triplet of doublets, tt=triplet of triplets, q=quartet, m=multiplet, bs=broad singlet, bt=broad triplet. Microwave irradiations were carried out using a Smith Synthesizer™ or an Emrys Optimizer™ (Biotage). Thin-layer chromatography (TLC) was performed on silica gel 60 F_{254} (Merck), preparatory thin-layer chromatography (prep TLC) was performed on PK6F silica gel 60 A 1 mm plates (Whatman) and column chromatography was carried out on a silica gel column using Kieselgel 60, 0.063-0.200 mm (Merck). Evaporation was done under reduced pressure on a Büchi rotary evaporator.

[0570] LCMS spec: HPLC-pumps: LC-LOAD VP, Shimadzu Inc.; HPLC system controller: SCL-10A VP, Shimadzu Inc; UV-Detector: SPD-10A VP, Shimadzu Inc; Autosampler: CTC HTS, PAL, Leap Scientific; Mass spectrometer: API 150EX with Turbo Ion Spray source, AB/MDS Sciex; Software: Analyst 1.2.

Example 1.1

Preparation of t-Butyl 2-(((1s,4s)-4-(Tosyloxymethyl)cyclohexyl)methoxy)acetate

Step A: Preparation of (1s,4s)-Diethyl Cyclohexane-1,4-dicarboxylate.

[0571] To a solution of (1s,4s)-cyclohexane-1,4-dicarboxylic acid (25 g, 145 mmol) in ethanol (150 mL) was added concentrated H_2SO_4 (1 mL). The reaction was refluxed for 16 h, cooled to room temperature and concentrated. The residue was extracted with EtOAc and saturated NaHCO_3 , washed with brine, dried over MgSO_4 , and filtered. The filtrate was concentrated to provide the title compound as a colorless oil (30.5 g). ^1H NMR (400 MHz, CDCl_3) δ ppm 1.25 (t, J=7.14

Hz, 6H), 1.64-1.70 (m, 4H), 1.87-1.92 (m, 4H), 2.44-2.46 (m, 2H), 4.11-1.46 (quartet, $J=7.12$ Hz, 4H).

Step B: Preparation of
(1s,4s)-Cyclohexane-1,4-diylmethanol

[0572] To a solution of (1s,4s)-diethyl cyclohexane-1,4-dicarboxylate (13.0 g, 56.9 mmol) in THF (500 mL) was added lithium aluminum hydride (4.54 g, 120 mmol) in portions at 0° C. The mixture was stirred at that temperature for 2 h and quenched with cold water, filtered and concentrated to give the title compound as a colorless oil (8.2 g). ¹H NMR (400 MHz, DMSO-*d*₆) δ ppm 1.27-1.42 (m, 8H), 1.46-1.54 (m, 2H), 3.26-3.31 (m, 4H), 4.27-4.30 (t, $J=5.31$ Hz, 2H).

Step C: Preparation of tert-Butyl 2-(((1s,4s)-4-(Hydroxymethyl)cyclohexyl)methoxy)acetate

[0573] To a solution of (1s,4s)-cyclohexane-1,4-diylmethanol (18.2 g, 126 mmol) in toluene (200 mL) was added NaOH (50% aqueous, 60 mL) and tetrabutylammonium iodide (2.331 g, 6.31 mmol), followed by tert-butyl-2-bromoacetate (20.50 mL, 139 mmol) at room temperature. The reaction mixture was stirred vigorously at room temperature for 2 h and diluted with ethyl acetate and water. After separation, the aqueous layer was extracted with EtOAc (3×30 mL). The combined organic layers were dried over MgSO₄, concentrated, and purified by silica gel column chromatography to give the title compound as a colorless oil (13.5 g). ¹H NMR (400 MHz, CDCl₃) δ ppm 1.35-1.47 (m, 4H), 1.48 (s, 9H), 1.50-1.60 (m, 4H), 1.63-1.74 (m, 1H), 1.79-1.92 (m, 1H), 3.42 (d, $J=6.95$ Hz, 2H), 3.55 (d, $J=6.82$ Hz, 2H), 3.93 (s, 1H), 3.94 (s, 2H).

Step D: Preparation of tert-Butyl 2-(((1s,4s)-4-(Tosyloxymethyl)cyclohexyl)methoxy)acetate

[0574] To a solution of tert-butyl 2-(((1s,4s)-4-(hydroxymethyl)cyclohexyl)methoxy)acetate (12.0 g, 46.4 mmol) in dichloromethane (150 mL) were added triethylamine (4.70 g, 46.4 mmol) and 4-(dimethylamino)pyridine (0.567 g, 4.64 mmol), followed by 4-methylbenzene-1-sulfonyl chloride (8.86 g, 46.4 mmol). The reaction was stirred at room temperature for 16 h. The solvent was removed and the residue was extracted with EtOAc/H₂O. The organic extracts were dried over MgSO₄, and concentrated. The residue was purified by silica gel column chromatography to give the title compound as a pale liquid (9.5 g). LCMS $m/z=413.1$ [M+H]⁺; ¹H NMR (400 MHz, CDCl₃) δ ppm 1.28-1.43 (m, 4H), 1.46-1.48 (m, 9H), 1.49-1.56 (m, 4H), 1.76-1.91 (m, 2H), 2.45 (s, 3H), 3.36 (d, $J=6.95$ Hz, 2H), 3.92 (d, $J=7.05$ Hz, 2H), 3.92 (s, 2H), 7.35 (d, $J=8.46$ Hz, 2H), 7.78 (d, $J=8.34$ Hz, 2H).

Example 1.2

Preparation of 2-(((1s,4s)-4-((4-(3-Chlorophenyl)-5-(methylthio)-3-phenyl-1H-pyrazol-1-yl)methyl)cyclohexyl)methoxy)acetic Acid (Compound 95)

Step A: Preparation of 4-(3-Chlorophenyl)-5-(methylthio)-3-phenyl-1H-pyrazole

[0575] To a solution of 2-(3-chlorophenyl)-1-phenylethanone (5 g, 21.67 mmol) in anhydrous THF (10 mL) was added a solution of 1.0 M KO-*t*-Bu in THF. The reaction was stirred for 15 min at room temperature, then CS₂ (1.782 g, 23.41 mmol) was added. After 10 min, iodomethane (6.77 g, 47.7

mmol) was added and the reaction was stirred for 4 h. The reaction was washed with saturated NaHCO₃ solution and dried over MgSO₄. The filtrate was concentrated under reduced pressure and the residue was triturated with 10% ethyl acetate. The solid was suspended in ethanol and hydrazine hydrate (5.43 g, 108 mmol) was added at room temperature. The reaction was refluxed for 4 h. The reaction mixture was concentrated under reduced pressure and the residue was triturated with ethyl acetate/hexane to give the title compound as a white solid (4.9 g). LCMS $m/z=301.1$ [M₊H]⁺.

Step B: Preparation of 2-(((1s,4s)-4-((4-(3-Chlorophenyl)-5-(methylthio)-3-phenyl-1H-pyrazol-1-yl)methyl)cyclohexyl)methoxy)acetic Acid

[0576] To a solution of 4-(3-chlorophenyl)-5-(methylthio)-3-phenyl-1H-pyrazole (4.98 g, 16.62 mmol) in DMF (2 mL) was added sodium hydride (0.399 g, 16.62 mmol) at 0° C. After stirring for 10 min, tert-butyl 2-(((1s,4s)-4-(tosyloxymethyl)cyclohexyl)methoxy)acetate (6.86 g, 16.62 mmol) was added and warmed to 40° C. After stirring for 12 h, the mixture was extracted with ethyl acetate. The organic extract was concentrated under reduced pressure and the residue was treated with 4.0 M HCl for 8 h. The mixture was concentrated under reduced pressure and purified by HPLC to give the title compound (3.89 g). LCMS $m/z=486.1$ [M+H]⁺; ¹H NMR (400 MHz, DMSO-*d*₆) δ ppm 1.31-1.50 (m, 8H), 1.74 (m, 1H), 2.14 (m, 1H), 2.31 (s, 3H), 3.52 (d, $J=7.0$ Hz, 2H), 3.58 (s, 2H), 4.25 (d, $J=7.5$ Hz, 2H), 7.25-7.51 (m, 9H).

Example 1.3

Preparation of 2-(((1s,4s)-4-((4-(3,4-Difluorophenyl)-5-ethoxy-3-phenyl-1H-pyrazol-1-yl)methyl)cyclohexyl)methoxy)acetic Acid (Compound 80)

Step A: Preparation of 3-Phenyl-1H-pyrazol-5(4H)-one

[0577] To a solution of propyl 3-oxo-3-phenylpropanoate (10 g, 48.5 mmol) in ethanol (100 mL) was added hydrazine hydrate (9.71 g, 194 mmol) at room temperature. The reaction was heated to 80° C. for 2 h, cooled to room temperature and concentrated. The residue was crystallized from 20% ethyl acetate/hexane to give the title compound (6.58 g). LCMS $m/z=161.08$ [M+H]⁺; ¹H NMR (400 MHz, DMSO-*d*₆) δ ppm, 2.32 (br, 2H), 7.32-7.78 (m, 5H), 12.1 (s, 1H).

Step B: Preparation of
5-Ethoxy-3-phenyl-1H-pyrazole

[0578] To a solution of 3-phenyl-1H-pyrazol-5(4H)-one (1.0 g, 6.24 mmol), ethanol (0.288 g, 6.24 mmol) and triphenylphosphine (1.638 g, 6.24 mmol) in N-methylmorpholine (7 mL) was added diethylazo dicarboxylate (0.988 mL, 6.24 mmol) dropwise at 0° C. The reaction was warmed to room temperature and stirred for 2 h. The reaction was poured into H₂O and extracted with ethyl acetate. The extract was dried over MgSO₄ and concentrated under reduced pressure. The residue was purified by silica gel column chromatography to give the title compound (0.89 g). LCMS $m/z=189.19$

[M+H]⁺; ¹H NMR (400 MHz, DMSO-d₆) δ ppm 1.32 (t, J=4.2 Hz, 3H), 4.32 (q, J=4.2 Hz, 2H), 6.45 (s, 1H), 7.41-7.94 (m, 5H), 11.3 (s, 1H).

Step C: Preparation of
4-Bromo-5-ethoxy-3-phenyl-1H-pyrazole

[0579] To a solution of 5-ethoxy-3-phenyl-1H-pyrazole (1.0 g, 5.31 mmol) in dichloromethane (20 mL), was added bromine (0.849 g, 5.31 mmol) dropwise at room temperature. The reaction was stirred for 2 h, washed with saturated NaHCO₃ solution and concentrated under reduced pressure. The residue was triturated with 10% ethyl acetate/hexane to give the title compound as a yellowish solid (1.20 g). LCMS m/z=268.07 [M+H]⁺; ¹H NMR (400 MHz, DMSO-d₆) δ ppm 1.38 (t, J=4.2 Hz, 3H), 4.39 (q, J=4.2 Hz, 2H), 7.45-7.85 (m, 5H), 12.4 (s, 1H).

Step D: Preparation of tert-Butyl 2-(((1s,4s)-4-((4-Bromo-5-ethoxy-3-phenyl-1H-pyrazol-1-yl)methyl)cyclohexyl)methoxy)acetate

[0580] To a solution of 4-bromo-5-ethoxy-3-phenyl-1H-pyrazole (1.5 g, 5.62 mmol) in DMF (5 mL) was added sodium hydride (0.135 g, 5.62 mmol) at room temperature. After stirring for 10 min, a solution of tert-butyl 2-(((1s,4s)-4-(tosyloxymethyl)cyclohexyl)methoxy)acetate (2.317 g, 5.62 mmol) in DMF (1 mL) was added at room temperature. The reaction was stirred at 45° C. for 8 h. The mixture was poured into H₂O and extracted with ethyl acetate. The organic extract was dried over MgSO₄ and concentrated under reduced pressure. The residue was purified by silica gel to give the title compound (1.45 g). LCMS m/z=508.35 [M+H]⁺.

Step E: Preparation of 2-(((1s,4s)-4-((4-(3,4-Difluorophenyl)-5-ethoxy-3-phenyl-1H-pyrazol-1-yl)methyl)cyclohexyl)methoxy)acetic Acid

[0581] To a solution of tert-butyl 2-(((1s,4s)-4-((4-bromo-5-ethoxy-3-phenyl-1H-pyrazol-1-yl)methyl)cyclohexyl)methoxy)acetate (110 mg, 0.217 mmol) in dioxane (2 mL) were added 3,4-difluorophenylboronic acid (34.2 mg, 0.217 mmol), Pd(PPh₃)₄ (12.52 mg, 10.84 μmol), and K₂CO₃ (59.9 mg, 0.434 mmol) at room temperature. The reaction was irradiated under microwave for 1.5 h at 150° C. The mixture was filtered and the filtrate was concentrated under reduced pressure. The residue was treated with 4.0 M HCl (5 mL). After stirring for 10 h, the reaction was concentrated under reduced pressure and purified by HPLC to give the title compound (85 mg). LCMS m/z=485.3 [M+H]⁺; ¹H NMR (400 MHz, DMSO-d₆) δ ppm 1.21 (t, J=4.1 Hz, 3H), 1.30-1.41 (m, 8H), 1.63-1.74 (m, 1H), 2.18-2.23 (m, 1H), 3.49 (d, J=7.1 Hz, 2H), 3.71 (s, 2H), 3.85 (q, J=4.1 Hz, 2H), 4.12 (d, J=7.4 Hz, 2H), 7.76-7.32 (m, 8H).

Example 1.4

Preparation of 2-(((1s,4s)-4-((4-(5-Cyano-2-fluorophenyl)-5-(methylthio)-3-phenyl-1H-pyrazol-1-yl)methyl)cyclohexyl)methoxy)acetic Acid (Compound 79)

Step A: Preparation of 5-(Methylthio)-3-phenyl-1H-pyrazole

[0582] To a solution of acetophenone (5.0 g, 41.6 mmol) and CS₂ (3.17 g, 41.6 mmol) in THF (150 mL) was added

sodium hydride (1.997 g, 83 mmol) at 0° C. After 30 min at 0° C., the reaction was warmed to room temperature and stirred for 1 h, then refluxed for 4 h. The reaction was cooled to room temperature, added iodomethane (16.23 g, 104 mmol), and refluxed for another 12 h. The reaction was cooled and extracted with ethyl acetate. The organic extracts were concentrated under reduced pressure. The residue was diluted with ethanol (200 mL), added hydrazine (1.334 g, 41.6 mmol), and refluxed for 4 h. After cooling, the mixture was concentrated under reduced pressure and extracted with ethyl acetate. The organic extracts were dried over MgSO₄ and concentrated under reduced pressure. The residue was purified by silica gel column chromatography to give the title compound (6.02 g). LCMS m/z=191.37 [M+H]⁺; ¹H NMR (400 MHz, DMSO-d₆) δ ppm 2.31 (s, 3H), 6.21 (s, 1H), 7.38-7.56 (m, 5H), 12.2 (s, 1H).

Step B: Preparation of
4-Iodo-5-(methylthio)-3-phenyl-1H-pyrazole

[0583] To a solution of 5-(methylthio)-3-phenyl-1H-pyrazole (1.5 g, 7.88 mmol) in THF (20 mL) and water (20 mL), were added sodium iodide (1.182 g, 7.88 mmol), iodine (3.00 g, 11.83 mmol), and K₂CO₃ (1.634 g, 11.83 mmol) at room temperature. The reaction was warmed to 100° C. and stirred for 2 h. The reaction was quenched with 2.0 M aqueous sodium thiosulfite and concentrated under reduced pressure. The mixture was extracted with ethyl acetate and washed with NaHCO₃ solution. The organic extracts were dried over MgSO₄ and concentrated under reduced pressure. The residue was purified by silica gel column chromatography to give the title compound (2.35 g). LCMS m/z=317.02 [M+H]⁺; ¹H NMR (400 MHz, DMSO-d₆) δ ppm 2.43 (s, 3H), 7.43-7.79 (m, 5H), 13.5 (s, 1H).

Step C: Preparation of tert-Butyl 2-(((1s,4s)-4-((4-Iodo-5-(methylthio)-3-phenyl-1H-pyrazol-1-yl)methyl)cyclohexyl)methoxy)acetate

[0584] To a solution of 5-(methylthio)-3,4-diphenyl-1H-pyrazole (100 mg, 0.375 mmol) in DMF (3 mL), was added sodium hydride (9.01 mg, 0.375 mmol) at room temperature. After stirring for 10 min, a solution of tert-butyl 2-(((1s,4s)-4-(tosyloxymethyl)cyclohexyl)methoxy)acetate (154 mg, 0.375 mmol) in DMF (1 mL) was added at room temperature. The reaction was heated to 45° C. and stirred for 8 h. The reaction was poured into H₂O and extracted with ethyl acetate. The organic extract was dried over MgSO₄ and concentrated under reduced pressure. The residue was purified by silica gel column chromatography to give the title compound (2.98 g). LCMS m/z=557.48 [M+H]⁺.

Step D: Preparation of 2-(((1s,4s)-4-((4-(5-Cyano-2-fluorophenyl)-5-(methylthio)-3-phenyl-1H-pyrazol-1-yl)methyl)cyclohexyl)methoxy)acetic Acid

[0585] To a solution of tert-butyl 2-(((1s,4s)-4-((4-iodo-5-(methylthio)-3-phenyl-1H-pyrazol-1-yl)methyl)cyclohexyl)methoxy)acetate (110 mg, 0.198 mmol) in dioxane (2 mL), were added 5-cyano-2-fluorophenylboronic acid (32.6 mg, 0.198 mmol), Pd(PPh₃)₄ (11.42 mg, 9.88 mmol), and K₂CO₃ (54.6 mg, 0.395 mmol) at room temperature. The reaction was heated under microwave irradiation for 1.5 h at 150° C. The mixture was filtered and concentrated under reduced pressure. The residue was treated with 4.0 M HCl (5 mL) for 10 h. The mixture was concentrated under reduced pressure

and purified by HPLC to give the title compound (68 mg). LCMS $m/z=494.5$ $[M+H]^+$; 1H NMR (400 MHz, DMSO- d_6) δ ppm 1.31-1.40 (m, 8H), 1.60-1.78 (m, 1H), 2.18-2.20 (m, 1H), 2.38 (s, 3H), 3.51 (d, $J=7.0$ Hz, 2H), 3.79 (s, 2H), 4.19 (d, $J=7.5$ Hz, 2H), 7.21-7.34 (m, 5H), 7.80-7.41 (m, 3H).

Example 1.5

Preparation of 2-(((1s,4s)-4-((4-(Furan-2-yl)-5-(methylthio)-3-phenyl-1H-pyrazol-1-yl)methyl)cyclohexyl)methoxy)acetic Acid (Compound 109)

[0586] To a solution of tert-butyl 2-(((1s,4s)-4-((4-iodo-5-(methylthio)-3-phenyl-1H-pyrazol-1-yl)methyl)cyclohexyl)methoxy)acetate (150 mg, 0.270 mmol) in dioxane (1 mL), was added furan-2-yl boronic acid (31.23 mg, 0.270 mmol) followed by $Pd(PPh_3)_4$ (15.57 mg, 0.013 mmol) and K_2CO_3 (74.5 mg, 0.539 mmol) at room temperature. The reaction was heated under microwave at 120° C. for 1.5 h. The mixture was extracted with ethyl acetate and the organic extract was concentrated under reduced pressure. The residue was treated with 4.0 M HCl (3.37 mL, 13.48 mmol) for 5 h. The reaction was concentrated under reduced pressure and purified by HPLC to give the title compound (88 mg). LCMS $m/z=441.3$ $[M+H]^+$; 1H NMR (400 MHz, DMSO- d_6) δ ppm 1.24-1.39 (m, 8H), 1.64-1.80 (m, 1H), 2.12-2.17 (m, 1H), 2.34 (s, 3H), 3.49 (d, $J=7.0$ Hz, 2H), 3.78 (s, 2H), 4.19 (d, $J=7.5$ Hz, 2H), 7.31-7.45 (m, 8H).

Example 1.6

Preparation of 2-(((1s,4s)-4-((4-(5-Fluoropyridin-3-yl)-5-(methylthio)-3-phenyl-1H-pyrazol-1-yl)methyl)cyclohexyl)methoxy)acetic Acid (Compound 135)

[0587] To a solution of tert-butyl 2-(((1s,4s)-4-((4-iodo-5-(methylthio)-3-phenyl-1H-pyrazol-1-yl)methyl)cyclohexyl)methoxy)acetate (500 mg, 0.898 mmol) in dioxane (5 mL) was added 5-fluoropyridin-3-ylboronic acid (127 mg, 0.898 mmol) followed by $Pd(PPh_3)_4$ (51.9 mg, 0.045 mmol) and K_2CO_3 (248 mg, 1.797 mmol) at room temperature. The reaction was heated under microwave irradiation at 120° C. for 1.5 h. The reaction mixture was extracted with ethyl acetate and the organic extracts were concentrated under reduced pressure. The residue was treated with 4.0 M HCl (11.23 mL, 44.9 mmol) in dioxane for 5 h. The mixture was concentrated under reduced pressure and the residue was purified by HPLC to give the title compound as a solid. The solid was dissolved in acetonitrile (1 mL) and water (2 mL) and added 1.0 eq. of NaOH in H_2O (1 mL). The mixture was concentrated under reduced pressure to give the sodium salt of the title compound (210 mg). LCMS $m/z=470.2$ $[M+H]^+$; 1H NMR (400 MHz, DMSO- d_6) δ ppm 1.39-1.58 (m, 8H), 1.74-1.80 (m, 1H), 2.20 (s, 3H), 2.21-2.31 (m, 1H), 3.31 (d, $J=7.0$ Hz, 2H), 3.73 (s, 2H), 4.32 (d, $J=7.5$ Hz, 2H), 6.65-7.40 (m, 5H), 7.76-7.70 (m, 1H), 8.34 (s, 1H), 8.55 (s, 1H).

Example 1.7

Preparation of 2-(((1s,4s)-4-((5-(Methylthio)-4-(5-methylthiophen-2-yl)-3-phenyl-1H-pyrazol-1-yl)methyl)cyclohexyl)methoxy)acetic Acid (Compound 111)

[0588] To a solution of tert-butyl 2-(((1s,4s)-4-((4-iodo-5-(methylthio)-3-phenyl-1H-pyrazol-1-yl)methyl)cyclohexyl)

methoxy)acetate (500 mg, 0.981 mmol) in dioxane (5 mL) was added 5-methylthiophen-2-ylboronic acid (139 mg, 0.981 mmol) followed by $Pd(PPh_3)_4$ (56.7 mg, 0.049 mmol) and K_2CO_3 (271 mg, 1.963 mmol) at room temperature. The reaction was heated under microwave at 120° C. for 1.5 h. The mixture was extracted with ethyl acetate and concentrated under reduced pressure. The residue was treated with HCl (4.0 M in dioxane) for 5 h. The mixture was concentrated under reduced pressure and the residue was purified by HPLC to give the title compound as a solid. The solid was dissolved in acetonitrile (1 mL) and water (2 mL) and added 1.0 eq. of NaOH in H_2O (1 mL). The mixture was concentrated under reduced pressure to give the sodium salt of the title compound (158 mg). LCMS $m/z=470.1$ $[M+H]^+$; 1H NMR (400 MHz, DMSO- d_6) δ ppm 1.21-1.49 (m, 8H), 1.63-1.79 (m, 1H), 2.08-2.13 (m, 1H), 2.15 (s, 3H), 2.35 (s, 3H), 3.54 (d, $J=7.0$ Hz, 2H), 3.88 (s, 2H), 4.20 (d, $J=7.5$ Hz, 2H), 7.23-7.48 (m, 7H).

Example 1.8

Preparation of 2-(((1s,4s)-4-((4-(3-Methoxyphenyl)-5-methyl-3-phenyl-1H-pyrazol-1-yl)methyl)cyclohexyl)methoxy)acetic Acid (Compound 14)

[0589] To a solution of tert-butyl 2-(((1s,4s)-4-((4-bromo-5-methyl-3-phenyl-1H-pyrazol-1-yl)methyl)cyclohexyl)methoxy)acetate (1.5 g, 3.14 mmol) in dioxane (12 mL) was added 3-methoxyphenylboronic acid (0.477 g, 3.14 mmol) followed by $Pd(PPh_3)_4$ (0.182 g, 0.157 mmol) and K_2CO_3 (0.868 g, 6.28 mmol) at room temperature. The reaction was heated under microwave irradiation at 150° C. for 1 h. The reaction was extracted with ethyl acetate and the organic extracts were concentrated under reduced pressure. The residue was treated with HCl (4.0 M in dioxane) for 5 h. The mixture was concentrated under reduced pressure and the residue was purified by HPLC to give the title compound as the free acid. The free acid was treated with NaOH in 30% acetonitrile/ H_2O and the mixture was concentrated under reduced pressure to give the sodium salt of the title compound (0.687 g). LCMS $m/z=449.2$ $[M+H]^+$; 1H NMR (400 MHz, DMSO- d_6) δ ppm 1.30-1.52 (m, 8H), 1.71-1.83 (m, 1H), 2.01-2.11 (m, 1H), 2.20 (s, 3H), 3.41 (d, $J=7.0$ Hz, 2H), 3.78 (s, 2H), 3.85 (s, 3H), 4.13 (d, $J=7.5$ Hz, 2H), 6.65-7.40 (m, 9H).

Example 1.9

Preparation of 2-(((1R,4s)-4-((5-((S)-3,4-Dihydroxybutyl)-4-(3-hydroxyphenyl)-3-phenyl-1H-pyrazol-1-yl)methyl)cyclohexyl)methoxy)acetic Acid (Compound 161)

Step A: Preparation of 1-Phenylhept-6-ene-1,3-dione

[0590] To a solution of 1-phenylbutane-1,3-dione (5 g, 30.8 mmol) in THF (50 mL) was added sodium hydride (0.740 g, 30.8 mmol) at 0° C. After warming and stirring at room temperature for 30 min, LDA, which was made by adding BuLi (1.975 g, 30.8 mmol) to a solution of diisopropylamine (4.39 mL, 30.8 mmol) in THF (50 mL) at -45° C., was added at 0° C. After stirring for 30 min at the same temperature, 3-bromoprop-1-ene (3.73 g, 30.8 mmol) was added at 0° C. After stirring for 1 h, the reaction was quenched with 1.0 M HCl and extracted with ethyl acetate. The organic extract was

dried over MgSO_4 and concentrated under reduced pressure to give the title compound without further purification. LCMS $m/z=203.19$ $[\text{M}+\text{H}]^+$.

Step B: Preparation of
5-(But-3-enyl)-3-phenyl-1H-pyrazole

[0591] To a solution of 1-phenylhept-6-ene-1,3-dione (3 g, 14.83 mmol) in ethanol (50 mL) was added hydrazine hydrate (2.228 g, 44.5 mmol) at room temperature. The reaction was refluxed for 10 h, cooled to room temperature and concentrated under reduced pressure. The residue was extracted with ethyl acetate. The organic extract was dried over MgSO_4 and concentrated under reduced pressure to give the title compound without further purification. LCMS $m/z=199.3$ $[\text{M}+\text{H}]^+$; ^1H NMR (400 MHz, $\text{DMSO}-d_6$) δ ppm 2.65-2.78 (m, 2H), 4.01-4.12 (m, 2H), 4.83-4.95 (m, 2H), 5.82-5.93 (m, 1H), 6.42 (s, 1H), 7.23-7.82 (m, 5H), 12.6 (s, 1H).

Step C: Preparation of (S)-4-(3-Phenyl-1H-pyrazol-5-yl)butane-1,2-diol.

[0592] To a solution of 5-(but-3-enyl)-3-phenyl-1H-pyrazole (1 g, 5.04 mmol) in H_2O (25 mL), and isopropanol (25 mL) was added AD-mix- β (5 g, 5.04 mmol) at room temperature. The reaction was stirred for 48 h, quenched with Na_2SO_3 and extracted with ethyl acetate. The organic extract was dried over MgSO_4 and concentrated under reduced pressure to give the title compound (1.02 g) without further purification. LCMS $m/z=232.9$ $[\text{M}+\text{H}]^+$.

Step D: Preparation of (S)-5-(2-(2,2-Dimethyl-1,3-dioxolan-4-yl)ethyl)-3-phenyl-1H-pyrazole

[0593] To a solution of (S)-4-(3-phenyl-1H-pyrazol-5-yl)butane-1,2-diol (2.5 g, 10.76 mmol) in acetone (50 mL) were added 2,2-dimethoxypropane (11.21 g, 108 mmol) and p-toluenesulfonic acid (0.185 g, 1.076 mmol) at room temperature. After stirring for 3 h, the reaction was concentrated under reduced pressure. The residue was extracted with ethyl acetate. The organic extract was dried over MgSO_4 and concentrated under reduced pressure to give the title compound (2.70 g) without further purification. LCMS $m/z=273.0$ $[\text{M}+\text{H}]^+$.

Step E: Preparation of (S)-4-Bromo-5-(2-(2,2-dimethyl-1,3-dioxolan-4-yl)ethyl)-3-phenyl-1H-pyrazole

[0594] To a solution of (S)-5-(2-(2,2-dimethyl-1,3-dioxolan-4-yl)ethyl)-3-phenyl-1H-pyrazole (1.1 g, 4.04 mmol) and MP-carbonate in CH_2Cl_2 (50 mL) was added bromine (0.645 g, 4.04 mmol) dropwise at 0°C . After stirring for 1 h, MP-carbonate (12.4 g, 40.4 mmol) was filtered off and washed with CH_2Cl_2 . The combined filtrate was poured into water, extracted with CH_2Cl_2 , dried over MgSO_4 , and concentrated under reduced pressure. The residue was purified by silica gel column chromatography to give the title compound as an oil (1.129 g). LCMS $m/z=351.1$ $[\text{M}+\text{H}]^+$.

Step F: Preparation of tert-Butyl 2-(((1R,4s)-4-(4-Bromo-5-(2-((S)-2,2-dimethyl-1,3-dioxolan-4-yl)ethyl)-3-phenyl-1H-pyrazol-1-yl)methyl)cyclohexyl)methoxy)acetate

[0595] To a solution of (S)-4-bromo-5-(2-(2,2-dimethyl-1,3-dioxolan-4-yl)ethyl)-3-phenyl-1H-pyrazole (1.23 g, 3.50 mmol) in DMF (10 mL) was added sodium hydride (0.084 g,

3.50 mmol) at room temperature. After stirring for 30 min, tert-butyl 2-(((1s,4s)-4-(tosyloxymethyl)cyclohexyl)methoxy)acetate (1.44 g, 3.50 mmol) was added and the reaction was heated to 45°C . After stirring for 12 h at the same temperature, the reaction was poured into H_2O and extracted with ethyl acetate. The organic extract was dried over MgSO_4 and concentrated under reduced pressure to give the title compound without further purification. LCMS $m/z=592.1$

Step G: Preparation of 2-(((1R,4s)-4-(5-((S)-3,4-Dihydroxybutyl)-4-(3-hydroxyphenyl)-3-phenyl-1H-pyrazol-1-yl)methyl)cyclohexyl)methoxy)acetic Acid.

[0596] To a solution of tert-butyl 2-(((1s,4s)-4-(4-bromo-5-(2-((S)-2,2-dimethyl-1,3-dioxolan-4-yl)ethyl)-3-phenyl-1H-pyrazol-1-yl)methyl)cyclohexyl)methoxy)acetate (150 mg, 0.254 mmol) in dioxane (1 mL) was added 3-hydroxyphenylboronic acid (35.0 mg, 0.254 mmol) followed by $\text{Pd}(\text{PPh}_3)_4$ (14.65 mg, 0.013 mmol) and K_2CO_3 (70.1 mg, 0.507 mmol) at room temperature. The reaction was heated under microwave at 120°C for 1.5 h. The reaction was extracted with ethyl acetate and concentrated under reduced pressure. The residue was treated with HCl (4.0 M in dioxane) for 5 h. The mixture was concentrated under reduced pressure and purified by HPLC to give the title compound (59 mg). LCMS $m/z=509.3$ $[\text{M}+\text{H}]^+$; ^1H NMR (400 MHz, $\text{DMSO}-d_6$) ppm 1.20-1.62 (m, 12H), 1.75-1.80 (m, 1H), 2.10-2.15 (m, 1H), 2.45-2.70 (m, 1H), 3.14-3.20 (m, 2H), 3.39 (d, $J=7.0$ Hz, 2H), 3.83 (s, 2H), 4.05 (d, $J=7.5$ Hz, 2H), 6.50-7.35 (m, 9H).

Example 1.10

Preparation of 2-(((1s,4s)-4-(5-(Cyanomethylthio)-3,4-diphenyl-1H-pyrazol-1-yl)methyl)cyclohexyl)methoxy)acetic Acid (Compound 184)

Step A: Preparation of 3,4-Diphenyl-1H-pyrazole-5(4H)-thione

[0597] To a solution of 1,2-diphenylethanone (10 g, 51.0 mmol) in acetone (250 mL) were added K_2CO_3 (21.1 g, 153 mmol), CS_2 (11.62 g, 153 mmol), and dibromomethane (26.5 g, 153 mmol) at room temperature. The reaction was stirred for 48 h at 40°C . The reaction mixture was extracted with ethyl acetate, dried over MgSO_4 , and concentrated under reduced pressure. The resulting residue was diluted with ethanol (125 mL) and hydrazine hydrate (2.55 g, 50.9 mmol) was added at room temperature. The reaction was refluxed for 4 h, cooled, and concentrated under reduced pressure. The residue was triturated with isopropanol and dried under reduced pressure to give the title compound as a white solid (8.25 g). LCMS $m/z=253.1$ $[\text{M}+\text{H}]^+$; ^1H NMR (400 MHz, $\text{DMSO}-d_6$) δ ppm 3.14 (bs, 1H), 7.34-7.54 (m, 10H), 12.5 (s, 1H).

Step B: Preparation of
2-(3,4-Diphenyl-1H-pyrazol-5-ylthio)acetonitrile

[0598] To a solution of 3,4-diphenyl-1H-pyrazole-5(4H)-thione (0.5 g, 1.981 mmol) in DMF (5 mL), were added 2-bromoacetonitrile (0.238 g, 1.981 mmol) and K_2CO_3 (0.274 g, 1.981 mmol) at room temperature. After stirring at the same temperature for 1 h, the reaction was extracted with ethyl acetate; which was dried over MgSO_4 and concentrated under reduced pressure. The residue was purified by silica gel column chromatography to give the title compound (0.38 g).

LCMS m/z =292.0 $[M+H]^+$; 1H NMR (400 MHz, DMSO- d_6) δ ppm 3.20 (s, 2H), 7.35-7.45 (m, 10H), 13.7 (s, 1H).

Step C: Preparation of 2-(((1s,4s)-4-((5-(Cyanomethylthio)-3,4-diphenyl-1H-pyrazol-1-yl)methyl)cyclohexyl)methoxy)acetic Acid

[0599] To a solution of 2-(3,4-diphenyl-1H-pyrazol-5-ylthio)acetonitrile (330 mg, 1.133 mmol) in DMF (2 mL) was added sodium hydride (27.2 mg, 1.133 mmol) at 0° C. After stirring for 10 min, tert-butyl 2-(((1s,4s)-4-(tosyloxymethyl)cyclohexyl)methoxy)acetate (467 mg, 1.133 mmol) was added. The reaction was warmed to 40° C. and stirred for 12 h. The reaction mixture was extracted with ethyl acetate. The organic extract was concentrated under reduced pressure and the residue was treated with 4.0 M HCl for 8 h. The mixture was concentrated under reduced pressure and the residue was purified by HPLC to give the title compound (92 mg). LCMS m/z =476.3 $[M+H]^+$; 1H NMR (400 MHz, DMSO- d_6) δ ppm 1.31-1.53 (m, 8H), 1.63 (m, 1H), 2.15 (m, 1H), 3.32 (d, J =7.0 Hz, 2H), 3.63 (s, 2H), 3.73 (s, 2H), 4.25 (d, J =7.5 Hz, 2H), 7.21-7.35 (m, 10H).

Example 1.11

Preparation of 2-(((1s,4s)-4-((5-(Methylthio)-3,4-diphenyl-1H-pyrazol-1-yl)methyl)cyclohexyl)methoxy)acetic Acid (Compound 76)

Step A: Preparation 5-(Methylthio)-3,4-diphenyl-1H-pyrazole

[0600] To a solution of 1,2-diphenylethanone (5 g, 25.5 mmol) in anhydrous THF (10 mL) was added a solution of 1.0 M KO-t-Bu in THF (108 mL). The reaction was stirred for 15 min at room temperature, then CS_2 (2.09 g, 27.5 mmol) was added. After 10 min, iodomethane (7.96 g, 56.1 mmol) was added and the reaction was stirred for 4 h. The reaction was washed with saturated $NaHCO_3$ solution and dried over $MgSO_4$. The filtrate was concentrated under reduced pressure and the residue was triturated with 10% ethyl acetate. The solid was suspended in ethanol and hydrazine hydrate (5.10 g, 102 mmol) was added at room temperature. The reaction was refluxed for 4 h. The reaction mixture was concentrated under reduced pressure and the residue was triturated with ethyl acetate/hexane to give the title compound as a white solid (5.2 g). LCMS m/z =267.27 $[M+H]^+$.

Step B: Preparation of 2-(((1s,4s)-4-((5-(Methylthio)-3,4-diphenyl-1H-pyrazol-1-yl)methyl)cyclohexyl)methoxy)acetic Acid

[0601] To a solution of 5-(methylthio)-3,4-diphenyl-1H-pyrazole (100 mg, 0.375 mmol) in DMF (3 mL) was added sodium hydride (9.01 mg, 0.375 mmol) at room temperature. After stirring for 10 min, a solution of tert-butyl 2-(((1s,4s)-4-(tosyloxymethyl)cyclohexyl)methoxy)acetate (155 mg, 0.375 mmol) in DMF (1 mL) was added. The reaction was heated to 45° C. and stirred for 8 h. The reaction mixture was poured into H_2O and extracted with ethyl acetate. The organic extract was dried over $MgSO_4$ and concentrated under reduced pressure. The residue was treated with HCl (4.0 M in dioxane) overnight. The mixture was concentrated under reduced pressure and the residue was purified by HPLC to give the title compound (98 mg). LCMS m/z =451.47 $[M+H]^+$; 1H NMR (400 MHz, DMSO- d_6) δ ppm 1.33-1.55

(m, 8H), 2.12 (s, 3H) 1.69-1.81 (m, 1H), 2.14-2.26 (m, 1H), 3.39 (d, J =7.0 Hz, 2H), 3.80 (s, 2H), 4.28 (d, J =7.5 Hz, 2H), 7.21-7.43 (m, 10H).

Example 1.12

Preparation of 2-(((1s,4s)-4-((4-(4-Chlorophenyl)-3-methyl-5-phenyl-1H-pyrazol-1-yl)methyl)cyclohexyl)methoxy)acetic Acid (Compound 21)

Step A: Preparation of 5-Methyl-3-phenyl-1H-pyrazole

[0602] To a solution of acetophenone (10 g, 83 mmol) in anhydrous toluene (10 mL) was added LiHMDS (1.0 M in THF, 83 mL, 83 mmol) via syringe at 0° C. under argon. After 5 min, acetyl chloride (6.53 g, 83 mmol) was added in one portion via syringe. The ice bath was removed and glacial AcOH (5 mL), EtOH (50 mL), and hydrazine hydrate (12.50 g, 250 mmol) were added. The mixture was refluxed for 2 h. After cooled to room temperature, the reaction was neutralized to pH 7 by adding 1.0 M NaOH solution. The mixture was extracted with EtOAc, washed with brine, dried over $MgSO_4$, and concentrated. The residue was purified by silica gel column chromatography to give the title compound as a pale yellow oil (12.05 g). LCMS m/z =159.0 $[M+H]^+$; 1H NMR (400 MHz, DMSO- d_6) δ ppm 2.25 (s, 3H), 6.42 (s, 1H), 7.20-7.44 (m, 3H), 7.67-7.82 (m, 2H), 12.53 (bs, 1H).

Step B: Preparation of
4-Bromo-5-methyl-3-phenyl-1H-pyrazole

[0603] To a solution of 5-methyl-3-phenyl-1H-pyrazole (8.0 g, 50.6 mmol) in dichloromethane (150 mL) was added bromine (8.08 g, 50.6 mmol) dropwise at 0° C. The reaction was stirred at that temperature for 30 min and continued at room temperature for 2 h. After the reaction was quenched with an aqueous solution of Na_2SO_3 (10% w/w, 10 mL), the organic solvent was removed and the aqueous mixture was extracted with EtOAc, washed with brine, dried over $MgSO_4$, and concentrated. The residue was purified by silica gel column chromatography to give the title compound as a yellow oil (9.5 g). LCMS m/z =236.9 $(M+H)^+$. 1H NMR (400 MHz, DMSO- d_6) δ ppm 2.26 (s, 3H), 7.30-7.57 (m, 5H), 13.12 (s, 1H).

Step C: Preparation of tert-Butyl 2-(((1s,4s)-4-(4-Bromo-5-methyl-3-phenyl-1H-pyrazol-1-yl)methyl)cyclohexyl)methoxy)acetate

[0604] To a solution of 4-bromo-5-methyl-3-phenyl-1H-pyrazole (2.0 g, 8.44 mmol) in DMF (5 mL) was added sodium hydride (0.202 g, 8.44 mmol) in portions at 0° C. The reaction was stirred at 0° C. for 1 h and tert-butyl 2-(((1s,4s)-4-(tosyloxymethyl)cyclohexyl)methoxy)acetate (3.48 g, 8.44 mmol) was added. The reaction was heated to 42° C., stirred for 16 h, and quenched with H_2O (2 mL). The mixture was extracted with ethyl acetate, dried over $MgSO_4$ and concentrated under reduced pressure. The residue was purified by silica gel column chromatography to give the title compound as a colorless liquid (3.05 g). LCMS m/z =477.3 $(M+H)^+$. 1H NMR (400 MHz, DMSO- d_6) δ ppm 1.26-1.50 (m, 8H), 1.43 (s, 9H), 1.66-1.78 (m, 1H), 1.97-2.09 (m, 1H), 2.30 (s, 3H),

3.39 (d, J=6.82 Hz, 2H), 3.94 (s, 2H), 4.06 (d, J=7.58 Hz, 2H), 7.30-7.50 (m, 3H), 7.74-7.85 (m, 2H).

Step D: Preparation of 2-(((1s,4s)-4-((4-(4-chlorophenyl)-3-methyl-5-phenyl-1H-pyrazol-1-yl)methyl)cyclohexyl)methoxy)acetic Acid

[0605] To a solution of tert-butyl 2-(((1s,4s)-4-((4-bromo-5-methyl-3-phenyl-1H-pyrazol-1-yl)methyl)cyclohexyl)methoxy)acetate (100 mg, 0.19 mmol) in dioxane (3 mL) were added 4-chlorophenylboronic acid (29.8 mg, 0.19 mmol), tetrakis(triphenylphosphine)palladium (22 mg, 0.019 mmol), and K_2CO_3 (2 M aqueous, 0.2 mL). The reaction was heated to 150° C. under microwave irradiation for 4 h. The reaction mixture was filtered and the filtrate was concentrated. The residue was treated with HCl (4 M in dioxane, 5 mL) at room temperature for 10 h. The mixture was concentrated and the residue was purified by HPLC to give the title compound (13.5 mg). LCMS m/z =453.4 [M+H]⁺; ¹H NMR (400 MHz, DMSO- d_6) δ ppm 1.01-1.19 (m, 4H), 1.21-1.36 (m, 4H), 1.54-1.66 (m, 1H), 1.86-1.98 (m, 1H), 2.22 (s, 3H), 3.19 (d, J=6.95 Hz, 2H), 3.89 (d, J=7.45 Hz, 2H), 3.91 (s, 2H), 7.04-7.11 (m, 2H), 7.21-7.31 (m, 5H), 7.39-7.47 (m, 2H).

Example 1.13

Preparation of 2-(((1s,4s)-4-((5-(Ethylthio)-4-(2-fluoro-3-methoxyphenyl)-3-phenyl-1H-pyrazol-1-yl)methyl)cyclohexyl)methoxy)acetic Acid (Compound 90)

[0606] From 5-(ethylthio)-3-phenyl-1H-pyrazole, using a similar method to the one described in Example 1.4, the title compound was obtained. LCMS m/z =513.1. ¹H NMR (400 MHz, DMSO- d_6) ppm 0.96 (t, J=7.33 Hz, 3H), 1.30-1.52 (m, 8H), 1.68-1.80 (m, 1H), 2.14-2.26 (m, 1H), 2.53 (q, J=7.33 Hz, 2H), 3.37 (d, J=6.95 Hz, 2H), 3.68 (s, 2H), 3.84 (s, 3H), 4.28 (d, J=7.58 Hz, 2H), 6.76-6.94 (m, 2H), 7.13-7.40 (m, 6H).

Example 1.14

Preparation of 2-(((1s,4s)-4-((5-Ethyl-4-(3-methoxyphenyl)-3-phenyl-1H-pyrazol-1-yl)methyl)cyclohexyl)methoxy)acetic Acid (Compound 99)

Step A: Preparation of 5-Ethyl-3-phenyl-1H-pyrazole

[0607] To a solution of acetophenone (10 g, 83 mmol) in anhydrous toluene (10 mL) added LiHMDS (85.0 mL, 1.0 M in THF, 85.0 mmol) via syringe at 0° C. under argon. After 5 min, propionyl chloride (7.70 g, 83 mmol) was added in one portion via syringe. The ice bath was removed after 10 min and AcOH (2 mL), EtOH (50 mL), and hydrazine hydrate (8.35 g, 116 mmol) were added. The mixture was refluxed for 2 h. The resulting solution was added to 1.0 M NaOH solution, extracted with EtOAc, washed with brine, dried over $MgSO_4$, and concentrated. The residue was purified by silica gel column chromatography to give the title compound as a clear yellowish liquid (12.05 g). LCMS m/z =173.3 [M+H]⁺; ¹H NMR (400 MHz, DMSO- d_6) δ ppm 1.23 (t, J=7.58 Hz,

3H), 2.64 (q, J=7.07 Hz, 2H), 6.46 (s, 1H), 7.20-7.52 (m, 3H), 7.77 (d, J=6.32 Hz, 2H), 12.55 (s, 1H).

Step B: Preparation of 4-Bromo-5-ethyl-3-phenyl-1H-pyrazole

[0608] To a solution of 5-ethyl-3-phenyl-1H-pyrazole (10.0 g, 58.1 mmol) in DCM (150 mL) was added dropwise bromine (9.28 g, 58.1 mmol) at 0° C. The reaction was stirred at that temperature for 30 min and continued for 2 h at room temperature and then quenched with aqueous Na_2SO_3 solution (10% w/w, 10 mL). DCM was removed and the residue was extracted with EtOAc, washed with brine, dried over $MgSO_4$, and concentrated. The residue was purified by silica gel column chromatography to give the title compound as a yellow liquid (9.5 g). LCMS m/z =250.9 [M+H]⁺; ¹H NMR (400 MHz, DMSO- d_6) δ ppm 1.22 (t, J=7.58 Hz, 3H), 2.66 (q, J=7.58 Hz, 2H), 7.40-7.56 (m, 3H), 7.82 (d, J=7.58 Hz, 2H), 13.15 (s, 1H).

Step C: Preparation of tert-Butyl 2-(((1s,4s)-4-((4-Bromo-5-ethyl-3-phenyl-1H-pyrazol-1-yl)methyl)cyclohexyl)methoxy)acetate

[0609] To a solution of 4-bromo-5-ethyl-3-phenyl-1H-pyrazole (3.0 g, 11.95 mmol) in DMF (5 mL) was added sodium hydride (0.287 g, 11.95 mmol) followed by tert-butyl 2-(((1s,4s)-4-(tosyloxymethyl)cyclohexyl)methoxy)acetate (4.93 g, 11.95 mmol). The reaction was heated at 45° C. overnight, quenched with water (2 mL), and the mixture was extracted with EtOAc. The organic phase was washed with brine, dried over $MgSO_4$, and concentrated. The residue was purified by silica gel column chromatography to give the title compound as a clear liquid (4.5 g). LCMS m/z =491.2 [M+H]⁺; ¹H NMR (400 MHz, $CDCl_3$) δ ppm 1.25 (t, J=7.20 Hz, 3H), 1.31-1.43 (m, 4H), 1.49 (s, 9H), 1.51-1.60 (m, 4H), 1.76-1.90 (m, 1H), 2.12-2.24 (m, 1H), 2.72 (q, J=7.75 Hz, 2H), 3.46 (d, J=6.82 Hz, 2H), 3.92 (s, 2H), 4.01 (d, J=7.58 Hz, 2H), 7.31-7.43 (m, 3H), 7.86 (d, J=7.33 Hz, 2H).

Step D: Preparation of 2-(((1s,4s)-4-((5-Ethyl-4-(3-methoxyphenyl)-3-phenyl-1H-pyrazol-1-yl)methyl)cyclohexyl)methoxy)acetic Acid

[0610] A mixture of 3-methoxyphenylboronic acid (0.141 g, 0.929 mmol), tert-butyl 2-(((1s,4s)-4-((5-ethyl-4-iodo-3-phenyl-1H-pyrazol-1-yl)methyl)cyclohexyl)methoxy)acetate (0.5 g, 0.929 mmol), tetrakis(triphenylphosphine)palladium (0.107 g, 0.093 mmol), K_2CO_3 (2 M aqueous, 0.5 mL) and dioxane (10 mL) was heated to 150° C. under microwave for 4 h. The reaction mixture was filtered and the filtrate was concentrated. The residue was treated with HCl (4 M in dioxane, 5 mL) at room temperature for 10 h. The mixture was concentrated and the residue was purified by HPLC to give the title compound (0.135 g). LCMS m/z =463.2 [M+H]⁺; ¹H NMR (400 MHz, DMSO- d_6) δ ppm 1.04 (t, J=7.45 Hz, 3H), 1.35-1.55 (m, 8H), 1.71-1.83 (m, 1H), 2.06-2.18 (m, 1H), 2.60 (q, J=7.58 Hz, 2H), 3.40 (d, J=6.95 Hz, 2H), 3.70 (s, 3H), 3.72 (s, 2H), 4.02 (d, J=7.45 Hz, 2H), 6.69-6.78 (m, 2H), 6.85-6.91 (m, 1H), 7.15-7.36 (m, 6H).

Example 1.15

Preparation of 2-(((1s,4s)-4-((4-(3-Fluorophenyl)-5-isopropyl-3-phenyl-1H-pyrazol-1-yl)methyl)cyclohexyl)methoxy)acetic Acid (Compound 113)

Step A: Preparation of 5-Isopropyl-3-phenyl-1H-pyrazole

[0611] To a solution of acetophenone (1.21 g, 10.07 mmol) in dry toluene (5 mL) was added LiHMDS (11.0 mL, 1.0 M in

THF, 11.0 mmol) via syringe at 0° C. under argon. After 5 min, isobutryl chloride (1.073 g, 10.07 mmol) was added in one portion via syringe. The ice bath was removed and AcOH (2 mL), EtOH (50 mL) and THF (5 mL) were added to form a homogeneous mixture. Hydrazine hydrate (2 mL, 10.07 mmol) was added and the reaction was refluxed for 2 h. The reaction was cooled to room temperature and concentrated. The residue was extracted with EtOAc, washed with brine, dried over MgSO₄, and concentrated. The residue was purified by silica gel column chromatography to give the title compound as a colorless oil (0.70 g). LCMS *m/z*=187.3 [M+H]⁺; ¹H NMR (400 MHz, CDCl₃) δ ppm 1.33 (d, J=6.82 Hz, 6H), 2.94-3.13 (m, 1H), 6.38 (s, 1H), 7.17-7.45 (m, 5H), 10.14 (bs, 1H).

Step B: Preparation of
4-Iodo-5-isopropyl-3-phenyl-1H-pyrazole

[0612] To a solution of 5-isopropyl-3-phenyl-1H-pyrazole (0.64 g, 3.44 mmol) in THF (20 mL) and water (20.00 mL) were added sodium iodide (0.515 g, 3.44 mmol), iodine (1.308 g, 5.15 mmol), and potassium carbonate (0.712 g, 5.15 mmol) at room temperature. The reaction was refluxed for 2 h, cooled to room temperature and quenched with 10% aqueous Na₂SO₃. The organic solvent was removed under reduced pressure and the aqueous residue was extracted with EtOAc. The organic extract was washed with NaHCO₃ solution, brine, dried over MgSO₄, and concentrated. The residue was purified by silica gel column chromatography to give the title compound as a clear liquid (0.42 g). LCMS *m/z*=313.2 [M+H]⁺; ¹H NMR (400 MHz, CDCl₃) δ ppm 1.17 (d, J=7.07 Hz, 6H), 3.02 (septet, J=7.07 Hz, 1H), 7.23-7.32 (m, 3H), 7.60-7.67 (m, 2H), 11.81 (bs, 1H).

Step C: Preparation of tert-Butyl 2-(((1*s*,4*s*)-4-((4-Iodo-5-isopropyl-3-phenyl-1H-pyrazol-1-yl)methyl)cyclohexyl)methoxy)acetate

[0613] To a solution of 4-iodo-5-isopropyl-3-phenyl-1H-pyrazole (0.35 g, 1.121 mmol) in DMF (5 mL) was added sodium hydride (0.027 g, 1.121 mmol) at room temperature. The reaction was stirred at room temperature for 1 h and tert-butyl 2-(((1*s*,4*s*)-4-(tosyloxymethyl)cyclohexyl)methoxy)acetate (0.463 g, 1.121 mmol) was added. The reaction was heated at 50° C. for 16 h, cooled to room temperature, and quenched with water (2 mL). The mixture was extracted with EtOAc. The organic extract was dried over MgSO₄ and concentrated. The residue was purified by silica gel column chromatography to give the title compound as a clear liquid (0.52 g). LCMS *m/z*=553.2 [M+H]⁺; ¹H NMR (400 MHz, CDCl₃) δ ppm 0.99-1.20 (m, 4H), 1.25-1.42 (m, 4H), 1.46 (d, J=7.20 Hz, 6H), 1.48 (s, 9H), 1.82-1.94 (m, 1H), 2.07-2.19 (m, 1H), 3.16-3.28 (m, 1H), 3.45 (d, J=7.07 Hz, 2H), 3.95 (s, 2H), 4.07 (d, J=7.71 Hz, 2H), 7.30-7.46 (m, 3H), 7.63-7.79 (m, 2H).

Step C: Preparation of 2-(((1*s*,4*s*)-4-((3-Fluorophenyl)-5-isopropyl-3-phenyl-1H-pyrazol-1-yl)methyl)cyclohexyl)methoxy)acetic Acid

[0614] A mixture of 3-fluorophenylboronic acid (25.3 mg, 0.181 mmol), tert-butyl 2-(((1*s*,4*s*)-4-((4-iodo-5-isopropyl-3-phenyl-1H-pyrazol-1-yl)methyl)cyclohexyl)methoxy)acetate (100 mg, 0.181 mmol), tetrakis(triphenylphosphine) palladium (10.0 mg, 0.009 mmol), K₂CO₃ (2 M aqueous, 0.2 mL) and dioxane (4 mL) was heated to 150° C. under microwave irradiation for 4 h. The mixture was filtered and the

filtrate was concentrated. The residue was treated with HCl (4 M in dioxane, 5 mL) at room temperature for 10 h. The mixture was concentrated and the residue was purified by HPLC to give the title compound (15.5 mg). LCMS *m/z*=465.3 [M+H]⁺; ¹H NMR (400 MHz, DMSO-*d*₆) δ ppm 1.10 (d, J=7.07 Hz, 6H), 1.34-1.59 (m, 8H), 1.72-1.85 (m, 1H), 2.06-2.19 (m, 1H), 3.09-3.22 (m, 1H), 3.44 (d, J=7.07 Hz, 2H), 4.00 (s, 2H), 4.08 (d, J=7.58 Hz, 2H), 7.00-7.10 (m, 2H), 7.14-7.28 (m, 5H), 7.37-7.46 (m, 2H).

Example 1.16

Preparation of 2-(((1*s*,4*s*)-4-((3-Cyclopropyl-4,5-diphenyl-1H-pyrazol-1-yl)methyl)cyclohexyl)methoxy)acetic Acid (Compound 121)

Step A: Preparation of 5-Cyclopropyl-3-phenyl-1H-pyrazole

[0615] To a solution of acetophenone (5.0 g, 41.6 mmol) in dry toluene (5 mL) was added LiHMDS (42.0 mL, 1.0 M in THF, 42.0 mmol) via syringe at 0° C. under argon. After 5 min, cyclopropanecarbonyl chloride (4.35 g, 41.6 mmol) was added in one portion via syringe. The ice bath was removed and AcOH (2 mL), EtOH (50 mL), and hydrazine hydrate (10 mL, 64% aqueous, 127.8 mmol) was added. The mixture was refluxed for 30 min, cooled to room temperature, and concentrated. The residue was extracted with EtOAc, washed with brine, dried over MgSO₄, and purified by silica gel column chromatography to give the title compound as a colorless oil (4.5 g). LCMS *m/z*=184.7 [M+H]⁺; ¹H NMR (400 MHz, CDCl₃) δ ppm 0.71-0.80 (m, 2H), 0.89-1.00 (m, 2H), 1.81-1.98 (m, 1H), 6.22 (s, 1H), 7.11-7.56 (m, 5H), 10.50 (bs, 1H).

Step B: Preparation of
5-Cyclopropyl-4-iodo-3-phenyl-1H-pyrazole

[0616] To a solution of 5-cyclopropyl-3-phenyl-1H-pyrazole (3.0 g, 16.28 mmol) in THF (20 mL) and water (20 mL) were added sodium iodide (2.441 g, 16.28 mmol), iodine (6.20 g, 24.43 mmol), and potassium carbonate (3.38 g, 24.43 mmol) at room temperature. The reaction was refluxed for 2 h (100° C.). The reaction was cooled to room temperature and quenched with 10% aqueous Na₂SO₃. The organic solvent was removed under reduced pressure and the aqueous phase was extracted with EtOAc, washed with NaHCO₃ solution, brine, dried over MgSO₄, and concentrated. The residue was purified by silica gel column chromatography (2.7 g). LCMS *m/z*=310.8 [M+H]⁺; ¹H NMR (400 MHz, DMSO-*d*₆) δ ppm 0.75-0.81 (m, 2H), 0.83-0.88 (m, 2H), 2.46-2.56 (m, 1H), 7.33-7.47 (m, 3H), 7.62-7.71 (m, 2H), 12.91 (s, 1H).

Step C: Preparation of tert-Butyl 2-(((1*s*,4*s*)-4-(3-Cyclopropyl-4-iodo-5-phenyl-1H-pyrazol-1-yl)methyl)cyclohexyl)methoxy)acetate

[0617] A solution of 5-cyclopropyl-4-iodo-3-phenyl-1H-pyrazole (3.5 g, 11.29 mmol) in DMF (5 mL) was treated with sodium hydride (0.271 g, 11.29 mmol) at room temperature for 1 h, then tert-butyl 2-(((1*s*,4*s*)-4-(tosyloxymethyl)cyclohexyl)methoxy)acetate (4.66 g, 11.29 mmol) was added. The reaction mixture was heated to 50° C. for 16 h and quenched with water (2 mL). The mixture was extracted by EtOAc, dried over MgSO₄, and concentrated. The residue was purified by silica gel column chromatography to give the title compound as a colorless oil (4.5 g). LCMS *m/z*=551.1 [M+H]⁺; ¹H NMR (400 MHz, CDCl₃) δ ppm 1.04-1.19 (m,

4H), 1.33-1.44 (m, 4H), 1.46 (s, 9H), 1.47 (d, J=8.08 Hz, 4H), 1.67-1.77 (m, 1H), 1.85-1.91 (m, 1H), 1.90-1.99 (m, 1H), 3.25 (d, J=7.07 Hz, 2H), 3.87 (s, 2H), 3.91 (d, J=7.58 Hz, 2H), 7.28-7.54 (m, 5H).

Step D: Preparation of 2-(((1s,4s)-4-((3-Cyclopropyl-4,5-diphenyl-1H-pyrazol-1-yl)methyl)cyclohexyl)methoxy)acetic Acid

[0618] A mixture of phenylboronic acid (25.3 mg, 0.181 mmol), tert-butyl 2-(((1s,4s)-4-(3-cyclopropyl-4-iodo-5-phenyl-1H-pyrazol-1-yl)methyl)cyclohexyl)methoxy)acetate (100 mg, 0.181 mmol), tetrakis(triphenylphosphine)palladium (10.0 mg, 0.009 mmol), K₂CO₃ (2 M aqueous, 0.2 mL) and dioxane (4 mL) was heated to 150° C. under microwave irradiation for 4 h. The mixture was filtered and the filtrate was concentrated. The residue was treated with HCl (4 M in dioxane, 5 mL) at room temperature for 10 h. The mixture was concentrated and the residue was purified by HPLC to give the title compound (23.5 mg). LCMS m/z=445.1 [M+H]⁺; ¹H NMR (400 MHz, DMSO-d₆) δ ppm 1.32-1.55 (m, 8H), 1.71-1.82 (m, 1H), 2.04-2.17 (m, 1H), 2.28 (s, 3H), 2.93 (t, J=6.82 Hz, 2H), 3.16 (s, 3H), 3.40 (t, J=6.63 Hz, 2H), 3.41 (d, J=6.69 Hz, 2H), 3.87 (s, 2H), 4.07 (d, J=7.45 Hz, 2H), 6.87-6.98 (m, 2H), 7.07-7.13 (m, 2H), 7.16-7.31 (m, 5H).

Example 1.17

Preparation of 2-(((1s,4s)-4-((3-(2-Fluoro-4-methylphenyl)-5-methyl-4-phenyl-1H-pyrazol-1-yl)methyl)cyclohexyl)methoxy)acetic Acid (Compound 143)

Step A: Preparation of 3-Iodo-5-methyl-4-phenyl-1H-pyrazole

[0619] To a solution of 5-methyl-4-phenyl-1H-pyrazole (5.0 g, 31.6 mmol) in THF (40 mL) and water (40 mL) were added sodium iodide (4.74 g, 31.6 mmol), iodine (12.03 g, 47.4 mmol), and K₂CO₃ (4.37 g, 31.6 mmol) at room temperature. The reaction was refluxed for 2 h and then quenched with aqueous Na₂SO₃ (10%). The mixture was extracted with ethyl acetate, dried over MgSO₄, and concentrated under reduced pressure. The residue was purified by silica gel column chromatography to give the title compound as a colorless oil (2.5 g). LCMS m/z=284.7 [M+H]⁺; ¹H NMR (400 MHz, DMSO-d₆) δ ppm 2.26 (s, 3H), 7.24-7.54 (m, 5H), 13.13 (s, 1H).

Step B: Preparation of tert-Butyl 2-(((1s,4s)-4-(3-Iodo-5-methyl-4-phenyl-1H-pyrazol-1-yl)methyl)cyclohexyl)methoxy)acetate

[0620] A solution of 3-iodo-5-methyl-4-phenyl-1H-pyrazole (2.0 g, 7.04 mmol) in DMF (5 mL) was treated with sodium hydride (0.169 g, 7.04 mmol) at room temperature for 1 h, then tert-butyl 2-(((1s,4s)-4-(tosyloxymethyl)cyclohexyl)methoxy)acetate (2.9 g, 7.04 mmol) was added. The reaction mixture was heated to 50° C. for 16 h before it was quenched by addition of water (2 mL). The mixture was extracted with EtOAc, dried over MgSO₄ and concentrated. The residue was purified by silica gel column chromatography to give the title compound as a colorless oil (1.5 g). LCMS m/z=525.0 [M+H]⁺; ¹H NMR (400 MHz, DMSO-d₆) δ ppm 1.27-1.52 (m, 8H), 1.44 (s, 9H), 1.68-1.80 (m, 1H),

1.95-2.07 (m, 1H), 1.99 (s, 3H), 3.40 (d, J=6.82 Hz, 2H), 3.96 (s, 2H), 4.03 (d, J=7.33 Hz, 2H), 7.28-7.46 (m, 5H).

Step C: Preparation of 2-(((1s,4s)-4-(3-(2-Fluoro-4-methylphenyl)-5-methyl-4-phenyl-1H-pyrazol-1-yl)methyl)cyclohexyl)methoxy)acetic Acid

[0621] A solution of 2-fluoro-4-methylphenylboronic acid (29.4 mg, 0.191 mmol), tert-butyl 2-(((1s,4s)-4-(3-iodo-5-methyl-4-phenyl-1H-pyrazol-1-yl)methyl)cyclohexyl)methoxy)acetate (100 mg, 0.191 mmol), tetrakis(triphenylphosphine)palladium (22.03 mg, 0.019 mmol), and K₂CO₃ (2 M aqueous, 0.5 mL) in dioxane (3 mL) was heated to 150° C. under microwave irradiation for 2 h. The mixture was filtered and the filtrate was concentrated. The residue was treated with HCl (4 M in dioxane, 3 mL) at room temperature for 16 h. The mixture was concentrated and the residue was purified by HPLC (Varian ProStar; Prep Column: Phenomenex™ 00G-4253-V0, Luna™ C18(2), 10 μm, 100 Å, 250×50 mm ID; Eluent: 40-65% ACN/H₂O with 0.1% TFA over 15 min, and then 65% ACN/H₂O with 0.1% FTA isocratic over 50 min) to give the title compound (retention time: 41 min, 25.0 mg). LCMS m/z=451.1 [M+H]⁺; ¹H NMR (400 MHz, DMSO-d₆) δ ppm 1.32-1.52 (m, 8H), 1.69-1.79 (m, 1H), 2.02-2.13 (m, 1H), 2.28 (s, 3H), 2.30 (s, 3H), 3.39 (d, J=6.95 Hz, 2H), 3.99 (s, 2H), 4.06 (d, J=7.45 Hz, 2H), 6.91 (d, J=11 Hz, 1H), 6.98 (d, J=7.8 Hz, 1H), 7.05 (m, 1H), 7.07 (m, 1H), 7.15-7.31 (m, 4H). A compound eluting at 37 min under the same HPLC conditions was collected and identified as the regioisomer of the title compound, 2-(((1s,4s)-4-((5-(2-fluoro-4-methylphenyl)-3-methyl-4-phenyl-1H-pyrazol-1-yl)methyl)cyclohexyl)methoxy)acetic acid (25.0 mg). ¹H NMR (400 MHz, DMSO-d₆) δ ppm 1.07-1.20 (m, 4H), 1.21-1.39 (m, 4H), 1.60-1.75 (m, 1H), 1.90-1.99 (m, 1H), 2.23 (s, 3H), 2.35 (s, 3H), 3.21 (d, J=6.95 Hz, 2H), 3.80 (bs, 2H), 4.92 (s, 2H), 7.05-7.27 (m, 8H).

Example 1.18

Preparation of 2-(((1s,4s)-4-(3-(4-Chloro-2-fluorophenyl)-5-methyl-4-phenyl-1H-pyrazol-1-yl)methyl)cyclohexyl)methoxy)acetic Acid (Compound 144)

[0622] A solution of 4-chloro-2-fluorophenylboronic acid (33.2 mg, 0.191 mmol), tert-butyl 2-(((1s,4s)-4-(3-iodo-5-methyl-4-phenyl-1H-pyrazol-1-yl)methyl)cyclohexyl)methoxy)acetate (100 mg, 0.191 mmol), tetrakis(triphenylphosphine)palladium (22.03 mg, 0.019 mmol), and K₂CO₃ (2 M aqueous, 0.5 mL) in dioxane (3 mL) was heated to 150° C. under microwave irradiation for 2 h. The mixture was filtered and the filtrate was concentrated. The residue was treated with HCl (4 M in dioxane, 3 mL) at room temperature for 16 h. The mixture was concentrated and the residue was purified by HPLC to give the title compound (23.0 mg). LCMS m/z=471.1 [M+H]⁺; ¹H NMR (400 MHz, DMSO-d₆) δ ppm 1.32-1.53 (m, 8H), 1.70-1.80 (m, 1H), 2.02-2.12 (m, 1H), 2.29 (s, 3H), 3.39 (d, J=6.95 Hz, 2H), 3.82 (s, 2H), 4.07 (d, J=7.45 Hz, 2H), 7.03-7.10 (m, 2H), 7.18-7.41 (m, 6H).

Example 1.19

Preparation of 2-(((1s,4s)-4-((5-(2-Hydroxyethylthio)-3,4-diphenyl-1H-pyrazol-1-yl)methyl)cyclohexyl)methoxy)acetic Acid (Compound 146)

Step A: Preparation of 2-(1,3-Dithietan-2-ylidene)-1,2-diphenylethanone

[0623] To a solution of 1,2-diphenylethanone (10.0 g, 51.0 mmol) in anhydrous THF (100 mL) was added KOtBu (1 M

in THF, 51.0 mL, 51.0 mmol). The mixture was stirred for 30 min at room temperature, and carbon disulfide (7.76 g, 102 mmol) was added. After 10 min, dibromomethane (17.72 g, 102 mmol) was added and the reaction was stirred for 4 h at room temperature. The reaction was quenched with water (10 mL) and diluted with EtOAc. The organic layer was separated, dried over MgSO_4 , and concentrated to give the title compound as a yellow solid (13.0 g). LCMS m/z =285.0 $[\text{M}+\text{H}]^+$.

Step B: Preparation of
3,4-Diphenyl-1H-pyrazole-5-thiol

[0624] To a suspension of 2-(1,3-dithietan-2-ylidene)-1,2-diphenylethanone (1.88 g, 6.61 mmol) in ethanol (50 mL) was added hydrazine hydrate (0.496 g, 9.92 mmol). The reaction was refluxed for 16 h, cooled to room temperature and concentrated. The residue was neutralized with HCl (1.0 M) to pH 6-7 and extracted with EtOAc/ H_2O . The organic extract was dried over MgSO_4 and concentrated to give the title compound (1.5 g). LCMS m/z =253.4 $[\text{M}+\text{H}]^+$; ^1H NMR (400 MHz, CDCl_3) δ ppm 4.01-4.19 (m, 1H), 6.92-7.58 (m, 10H).

Step C: Preparation of 3,4-Diphenyl-5-(2-(tetrahydro-2H-pyran-2-yloxy)ethylthio)-1H-pyrazole

[0625] To a solution of 3,4-diphenyl-1H-pyrazole-5-thiol (1.2 g, 4.76 mmol) and 2-(2-bromoethoxy)tetrahydro-2H-pyran (0.994 g, 4.76 mmol) in DMF (5 mL) was added K_2CO_3 (1.0 g, 7.23 mmol). The reaction was stirred at 60° C. for 2 h, cooled to room temperature, and quenched with H_2O (5 mL). The mixture was extracted with EtOAc, dried over MgSO_4 , and concentrated. The residue was purified by silica gel column chromatography to give the title compound as a colorless oil (1.7 g). LCMS m/z =381.2 $[\text{M}+\text{H}]^+$; ^1H NMR (400 MHz, $\text{DMSO}-d_6$) δ ppm 1.32-1.50 (m, 4H), 1.50-1.73 (m, 2H), 2.99-3.13 (m, 1H), 3.21-3.44 (m, 2H), 3.46-3.59 (m, 1H), 3.61-3.82 (m, 2H), 4.44-4.59 (m, 1H), 7.16-7.40 (m, 10H), 13.32 (bs, 1H).

Step D: Preparation of tert-Butyl 2-(((1s,4s)-4-(3,4-Diphenyl-5-(2-(tetrahydro-2H-pyran-2-yloxy)ethylthio)-1H-pyrazol-1-yl)methyl)cyclohexyl)methoxy)acetate

[0626] To a solution of 3,4-diphenyl-5-(2-(tetrahydro-2H-pyran-2-yloxy)ethylthio)-1H-pyrazole (2.0 g, 5.26 mmol) in DMF (5 mL) was added sodium hydride (0.126 g, 5.26 mmol) slowly at room temperature. The reaction was stirred at room temperature for 30 min, and tert-butyl 2-(((1s,4s)-4-(tosyloxymethyl)cyclohexyl)methoxy)acetate (2.168 g, 5.26 mmol) was added. The reaction was gently heated to 60° C. for 16 h. After cooled to room temperature, the reaction was quenched with H_2O (5 mL). The mixture was extracted with EtOAc, dried over MgSO_4 , and concentrated. The residue was purified by silica gel column chromatography to give the title compound as a colorless oil (2.5 g). LCMS m/z =621.4 $[\text{M}+\text{H}]^+$; ^1H NMR (400 MHz, CDCl_3) δ ppm 1.26-1.43 (m, 4H), 1.44-1.54 (m, 4H), 1.47 (s, 9H), 1.54-1.62 (m, 2H), 1.76-1.92 (m, 4H), 2.23-2.36 (m, 2H), 2.63 (t, J =6.69 Hz, 2H), 3.21-3.32 (m, 1H), 3.36 (d, J =6.95 Hz, 2H), 3.38-3.44 (m, 1H), 3.56-3.64 (m, 1H), 3.73 (t, J =11.18 Hz, 1H), 3.91 (s,

2H), 3.93 (d, J =7.07 Hz, 2H), 4.33 (t, J =7.71 Hz, 1H), 7.20-7.43 (m, 6H), 7.75-7.81 (m, 4H).

Step E: Preparation of 2-(((1s,4s)-4-((5-(2-Hydroxyethylthio)-3,4-diphenyl-1H-pyrazol-1-yl)methyl)cyclohexyl)methoxy)acetic Acid

[0627] A mixture of tert-butyl 2-(((1s,4s)-4-(3,4-diphenyl-5-(2-(tetrahydro-2H-pyran-2-yloxy)ethylthio)-1H-pyrazol-1-yl)methyl)cyclohexyl)methoxy)acetate (100 mg, 0.21 mmol) and HCl (4.0 M in dioxane, 4 mL) was stirred at room temperature for 16 h. The reaction mixture was concentrated and the residue was purified by HPLC to give the title compound. LCMS m/z =481.4 $[\text{M}+\text{H}]^+$; ^1H NMR (400 MHz, $\text{DMSO}-d_6$) δ ppm 1.02-1.20 (m, 4H), 1.22-1.37 (m, 4H), 1.55-1.64 (m, 1H), 1.88-1.99 (m, 1H), 3.03 (t, J =6.82 Hz, 2H), 3.20 (d, J =6.82 Hz, 2H), 3.61 (t, J =6.82 Hz, 2H), 3.91 (s, 2H), 3.93 (d, J =7.20 Hz, 2H), 7.06-7.32 (m, 10H), 12.51 (br s., 1H).

Example 1.20

Preparation of 2-(((1s,4s)-4-((4-(3-Hydroxyphenyl)-5-methyl-3-phenyl-1H-pyrazol-1-yl)methyl)cyclohexyl)methoxy)acetic Acid (Compound 153)

Step A: Preparation of 5-Methyl-3-phenyl-1H-pyrazole

[0628] To a solution of acetophenone (10 g, 83 mmol) in anhydrous toluene (10 mL) was added LiHMDS (1.0 M in THF, 83 mL, 83 mmol) via syringe at 0° C. under argon. After 5 min, acetyl chloride (6.53 g, 83 mmol) was added via syringe in one portion. The ice bath was removed and AcOH (5 mL, glacial), EtOH (50 mL), and hydrazine hydrate (12.50 g, 250 mmol) were added. The mixture was refluxed for 2 h, cooled to room temperature, and neutralized to pH 7 by adding 1.0 M NaOH solution. The mixture was extracted with EtOAc, washed with brine, dried over MgSO_4 , and concentrated. The residue was purified by silica gel column chromatography to give the title compound as a pale yellow oil (12.05 g). LCMS m/z =159.0 $[\text{M}+\text{H}]^+$; ^1H NMR (400 MHz, $\text{DMSO}-d_6$) δ ppm 2.25 (s, 3H), 6.42 (s, 1H), 7.20-7.44 (m, 3H), 7.67-7.82 (m, 2H), 12.53 (bs, 1H).

Step B: Preparation of
4-Bromo-5-methyl-3-phenyl-1H-pyrazole

[0629] To a solution of 5-methyl-3-phenyl-1H-pyrazole (8.0 g, 50.6 mmol) in dichloromethane (150 mL) was added bromine (8.08 g, 50.6 mmol) dropwise at 0° C. The reaction was stirred at 0° C. for 30 min and then at room temperature for 2 h before quenching with aqueous Na_2SO_3 (10% w/w, 10 mL). The organic solvent was removed and the aqueous phase was extracted with EtOAc, washed with brine, dried over MgSO_4 , and concentrated. The residue was purified by silica gel column chromatography to give the title compound as a yellow oil (9.5 g). LCMS m/z =236.9 $[\text{M}+\text{H}]^+$; ^1H NMR (400 MHz, $\text{DMSO}-d_6$) δ ppm 2.26 (s, 3H), 7.30-7.57 (m, 5H), 13.12 (s, 1H).

Step C: Preparation of tert-Butyl 2-(((1s,4s)-4-(4-Bromo-5-methyl-3-phenyl-1H-pyrazol-1-yl)methyl)cyclohexyl)methoxy)acetate

[0630] To a solution of 4-bromo-5-methyl-3-phenyl-1H-pyrazole (2.0 g, 8.44 mmol) in DMF (5 mL) were added sodium hydride (0.202 g, 8.44 mmol) in portions at 0° C. The

reaction was stirred at that temperature for 1 h and tert-butyl 2-(((1s,4s)-4-(tosyloxymethyl)cyclohexyl)methoxy)acetate (3.48 g, 8.44 mmol) was added. The reaction was gently heated to 42° C. for 16 h, cooled to room temperature, and quenched with H₂O (2 mL). The mixture was extracted with ethyl acetate, dried over MgSO₄ and concentrated under reduced pressure. The residue was purified by silica gel column chromatography to give the title compound as a colorless liquid (3.05 g). LCMS *m/z*=477.3 [M+H]⁺; ¹H NMR (400 MHz, DMSO-d₆) δ ppm 1.26-1.50 (m, 8H), 1.43 (s, 9H), 1.66-1.78 (m, 1H), 1.97-2.09 (m, 1H), 2.30 (s, 3H), 3.39 (d, J=6.82 Hz, 2H), 3.94 (s, 2H), 4.06 (d, J=7.58 Hz, 2H), 7.30-7.50 (m, 3H), 7.74-7.85 (m, 2H).

Step D: Preparation of 2-(((1s,4s)-4-((4-(3-Hydroxyphenyl)-5-methyl-3-phenyl-1H-pyrazol-1-yl)methyl)cyclohexyl)methoxy)acetic Acid

[0631] To a solution of tert-butyl 2-(((1s,4s)-4-((4-iodo-5-methyl-3-phenyl-1H-pyrazol-1-yl)methyl)cyclohexyl)methoxy)acetate (100 mg, 0.191 mmol) in dioxane (3 mL) was added 3-hydroxyphenylboronic acid (26.3 mg, 0.191 mmol), tetrakis(triphenylphosphine)palladium (22.03 mg, 0.019 mmol), and K₂CO₃ (2 M aqueous, 0.2 mL, 0.4 mmol). The mixture was heated to 150° C. under microwave irradiation for 4 h, filtered through a plug of silica gel, and concentrated. The residue was treated with HCl (4 M in dioxane, 3 mL) for 10 h. The mixture was concentrated and the residue was purified by HPLC to give the title compound (25.6 mg). LCMS *m/z*=435.2 [M+H]⁺; ¹H NMR (400 MHz, DMSO-d₆) δ ppm 1.31-1.54 (m, 8H), 1.70-1.81 (m, 1H), 2.03-2.13 (m, 1H), 2.19 (s, 3H), 3.42 (d, J=7.07 Hz, 2H), 3.99 (s, 2H), 4.03 (d, J=7.45 Hz, 2H), 6.52-6.73 (m, 4H), 7.11-7.39 (m, 5H), 9.44 (bs, 1H).

Example 1.21

Preparation of 2-(((1s,4s)-4-((5-(2-Methoxyethyl)-3,4-diphenyl-1H-pyrazol-1-yl)methyl)cyclohexyl)methoxy)acetic Acid (Compound 178)

Step A: Preparation of 5-(2-Methoxyethyl)-3-phenyl-1H-pyrazole

[0632] To a solution of acetophenone (3.5 g, 29.1 mmol) in dry toluene (10 mL) was added LiHMDS (1.0 M in toluene) via syringe at 0° C. under argon. After 5 min, 3-methoxypropanoyl chloride (3.57 g, 29.1 mmol) was added in one portion via syringe. The ice bath was removed and AcOH (2 mL), EtOH (100 mL), and hydrazine hydrate (4.37 g, 87 mmol) were added. The reaction was refluxed for 2 h, cooled to room temperature, and concentrated. The residue was extracted with EtOAc/H₂O, washed with brine, dried over MgSO₄, and concentrated. The resulting residue was purified by silica gel column chromatography to give the title compound as a pale yellow oil (2.0 g). LCMS *m/z*=203.1 [M+H]⁺; ¹H NMR (400 MHz, DMSO-d₆) δ ppm 2.85 (bs, 2H), 3.27 (s, 3H), 3.59 (t, J=6.82 Hz, 2H), 6.49 (s, 1H), 7.21-7.46 (m, 3H), 7.74 (m, 2H), 12.56 (s, 1H).

Step B: Preparation of 4-Bromo-5-(2-methoxyethyl)-3-phenyl-1H-pyrazole

[0633] To a solution of 5-(2-methoxyethyl)-3-phenyl-1H-pyrazole (2.0 g, 9.89 mmol) in DCM (100 mL) was added bromine (4.74 g, 29.7 mmol) dropwise at 0° C. The reaction was stirred at 0° C. for 1 h and then at room temperature for 2

h before quenching with Na₂SO₃ (10% aqueous). The organic phase was removed and the aqueous layer was extracted with DCM (2×50 mL). The organic layers were combined, washed with brine, dried over MgSO₄, and concentrated to give the title compound (2.5 g). LCMS *m/z*=281.1 [M+H]⁺; ¹H NMR (400 MHz, DMSO-d₆) δ ppm 2.87 (t, J=6.82 Hz, 2H), 3.27 (s, 3H), 3.62 (t, J=6.82 Hz, 2H), 5.75 (s, 1H), 7.35-7.51 (m, 3H), 7.75-7.82 (m, 2H).

Step C: Preparation of tert-Butyl 2-(((1s,4s)-4-((4-Bromo-5-(2-methoxyethyl)-3-phenyl-1H-pyrazol-1-yl)methyl)cyclohexyl)methoxy)acetate

[0634] To a solution of 4-bromo-5-(2-methoxyethyl)-3-phenyl-1H-pyrazole (3.0 g, 10.67 mmol) in DMF (5 mL) was added sodium hydride (0.256 g, 10.67 mmol), followed by tert-butyl 2-(((1s,4s)-4-(tosyloxymethyl)cyclohexyl)methoxy)acetate (4.40 g, 10.67 mmol). The reaction was gently heated to 45° C. overnight. After quenching with water (5 mL), the mixture was extracted with EtOAc, washed with brine, dried over MgSO₄, and concentrated. The residue was purified by silica gel column chromatography to give the title compound (4.5 g). LCMS *m/z*=523.4 [M+H]⁺; ¹H NMR (400 MHz, DMSO-d₆) δ ppm 1.69-1.80 (m, 4H), 1.81-1.89 (m, 4H), 1.91 (s, 9H), 2.19-2.30 (m, 2H), 2.90 (s, 3H), 3.46 (t, J=6.63 Hz, 2H), 3.89 (d, J=6.95 Hz, 2H), 4.02 (t, J=6.32 Hz, 2H), 4.43 (s, 2H), 4.56 (d, J=7.45 Hz, 2H), 7.81-7.99 (m, 3H), 8.24-8.32 (m, 2H).

Step D: Preparation of 2-(((1s,4s)-4-((5-(2-Methoxyethyl)-3,4-diphenyl-1H-pyrazol-1-yl)methyl)cyclohexyl)methoxy)acetic Acid

[0635] To a solution of tert-butyl 2-(((1s,4s)-4-((4-bromo-5-(2-methoxyethyl)-3-phenyl-1H-pyrazol-1-yl)methyl)cyclohexyl)methoxy)acetate (100 mg, 0.192 mmol) in dioxane (3 mL) was added phenylboronic acid (23.4 mg, 0.192 mmol), tetrakis(triphenylphosphine)palladium (22.03 mg, 0.019 mmol), and K₂CO₃ (2 M aqueous, 0.5 mL). The reaction was heated under microwave irradiation at 150° C. for 4 h, filtered through a plug of silica gel and concentrated. The residue was treated with HCl (4M in dioxane, 3 mL) for 10 h, and the mixture was purified by HPLC to give the title compound (23.5 mg). LCMS *m/z*=463.3 [M+H]⁺; ¹H NMR (400 MHz, DMSO-d₆) δ ppm 1.33-1.56 (m, 8H), 1.71-1.84 (m, 1H), 2.05-2.20 (m, 1H), 2.84 (t, J=6.82 Hz, 2H), 3.13 (s, 3H), 3.35 (t, J=6.82 Hz, 2H), 3.39 (d, J=7.07 Hz, 2H), 3.67 (s, 2H), 4.06 (d, J=7.33 Hz, 2H), 7.15-7.42 (m, 10H).

Example 1.22

Preparation of 2-(((1s,4s)-4-((5-(2-Methoxyethyl)-4-(3-methoxyphenyl)-3-phenyl-1H-pyrazol-1-yl)methyl)cyclohexyl)methoxy)acetic Acid (Compound 179)

[0636] To a solution of tert-butyl 2-((1s,4s)-4-((4-bromo-5-(2-methoxyethyl)-3-phenyl-1H-pyrazol-1-yl)methyl)cyclohexyl)methoxy)acetate (100 mg, 0.192 mmol) in dioxane (3 mL) was added 3-methoxyphenylboronic acid (23.4 mg, 0.192 mmol), tetrakis(triphenylphosphine)palladium (22.03 mg, 0.019 mmol), and K₂CO₃ (2 M aqueous, 0.5 mL). The reaction was heated under microwave irradiation at 150° C. for 4 h, filtered through a plug of silica gel and concentrated. The residue was treated with HCl (4M in dioxane, 3 mL) for 10 h. The mixture was purified by HPLC to give the title

compound (23.5 mg). LCMS m/z =493.4 $[M+H]^+$; 1H NMR (400 MHz, DMSO- d_6) δ ppm 1.32-1.56 (m, 8H), 1.72-1.85 (m, 1H), 2.06-2.18 (m, 1H), 2.85 (t, J =6.69 Hz, 2H), 3.16 (s, 3H), 3.36-3.38 (m, 2H), 3.40 (d, J =3.03 Hz, 2H), 3.66 (s, 2H), 3.70 (s, 3H), 4.05 (d, J =7.33 Hz, 2H), 6.71-6.80 (m, 2H), 6.85-6.91 (m, 1H), 7.16-7.35 (m, 6H).

Example 1.23

Preparation of 2-(((1s,4s)-4-((4-(3-Chloro-2-fluorophenyl)-5-(2-(methylthio)ethyl)-3-phenyl-1H-pyrazol-1-yl)methyl)cyclohexyl)methoxy)acetic Acid (Compound 215)

Step A: Preparation of 5-(2-(Methylthio)ethyl)-3-phenyl-1H-pyrazole

[0637] To a solution of acetophenone (5.0 g, 41.6 mmol) in dry toluene (10 mL) was added LiHMDS (1.0 M in toluene, 42 mL, 42 mmol) via syringe at 0° C. under argon. After 5 min, 3-(methylthio)propanoyl chloride (5.77 g, 41.6 mmol) was added in one portion via syringe. The ice bath was removed and AcOH (5 mL), EtOH (100 mL), and hydrazine hydrate (6.25 g, 125 mmol) were added. The mixture was refluxed for 2 h, cooled to room temperature, and concentrated. The residue was partitioned between EtOAc and water, and the organic phase was washed with brine, dried over $MgSO_4$, and concentrated. The resulting residue was purified by silica gel column chromatography to give the title compound as a pale yellow oil (6.5 g). LCMS m/z =219.2 $[M+H]^+$; 1H NMR (400 MHz, DMSO- d_6) δ ppm 2.09 (s, 3H), 2.77 (t, J =7.71 Hz, 2H), 2.84-2.95 (m, 2H), 6.53 (s, 1H), 7.18-7.50 (m, 3H), 7.63-7.84 (m, 2H), 12.60 (bs, 1H).

Step B: Preparation of 4-Bromo-5-(2-(methylthio)ethyl)-3-phenyl-1H-pyrazole

[0638] To a solution of 5-(2-(methylthio)ethyl)-3-phenyl-1H-pyrazole (4.0 g, 18.32 mmol) in methanol (20 mL) was added N-bromosuccinimide (3.26 g, 18.32 mmol) slowly at 0° C. The reaction was stirred at 0° C. for 2 h. The mixture was concentrated and purified by silica gel column chromatography to give the title compound (3.4 g). LCMS m/z =297.0 $[M+H]^+$; 1H NMR (400 MHz, DMSO- d_6) δ ppm 2.11 (s, 3H), 2.79 (t, J =7.83 Hz, 2H), 2.83-2.97 (m, 2H), 7.32-7.56 (m, 3H), 7.67-7.88 (m, 2H), 13.20 (bs, 1H).

Step C: Preparation of tert-Butyl 2-(((1s,4s)-4-(4-Bromo-5-(2-(methylthio)ethyl)-3-phenyl-1H-pyrazol-1-yl)methyl)cyclohexyl)methoxy)acetate

[0639] To a solution of 4-bromo-5-(2-(methylthio)ethyl)-3-phenyl-1H-pyrazole (3.4 g, 11.44 mmol) in DMF (5 mL) was added sodium hydride (0.275 g, 11.44 mmol) at room temperature, followed by tert-butyl 2-(((1s,4s)-4-(tosyloxymethyl)cyclohexyl)methoxy)acetate (4.72 g, 11.44 mmol). The reaction was heated to 45° C. overnight, cooled to room temperature, and quenched with water (5 mL). The mixture was extracted with EtOAc, washed with brine, dried over $MgSO_4$, and concentrated. The residue was purified by silica gel column chromatography to give the title compound (3.5 g). LCMS m/z =539.1 $[M+H]^+$; 1H NMR (400 MHz, DMSO- d_6) δ ppm 1.30-1.40 (m, 4H), 1.43 (s, 9H), 1.44-1.52 (m, 4H), 1.70-1.80 (m, 1H), 2.03-2.11 (m, 1H), 2.14 (s, 3H), 2.72 (t, J =7.07 Hz, 2H), 3.00 (t, J =7.20 Hz, 2H), 3.40 (d,

J =6.95 Hz, 2H), 3.94 (s, 2H), 4.09 (d, J =7.45 Hz, 2H), 7.32-7.51 (m, 3H), 7.75-7.84 (m, 2H).

Step D: Preparation of 2-(((1s,4s)-4-((4-(3-Chloro-2-fluorophenyl)-5-(2-(methylthio)ethyl)-3-phenyl-1H-pyrazol-1-yl)methyl)cyclohexyl)methoxy)acetic Acid

[0640] To a solution of tert-butyl 2-(((1s,4s)-4-((4-bromo-5-(2-(methylthio)ethyl)-3-phenyl-1H-pyrazol-1-yl)methyl)cyclohexyl)methoxy)acetate (100 mg, 0.19 mmol) in dioxane (3 mL) were added 2-fluoro-3-chlorophenylboronic acid (32.4 mg, 0.19 mmol), tetrakis(triphenylphosphine)palladium (22 mg, 0.019 mmol), and K_2CO_3 (2 M aqueous, 0.2 mL). The reaction mixture was heated to 150° C. under microwave irradiation for 4 h. The mixture was then filtered through a plug of silica gel and concentrated, and the residue was treated with HCl (4 M in dioxane, 5 mL) at room temperature for 10 h. The mixture was concentrated and the residue was purified by HPLC to give the title compound (24.5 mg). LCMS m/z =531.2 $[M+H]^+$; 1H NMR (400 MHz, DMSO- d_6) δ ppm 1.32-1.55 (m, 8H), 1.71-1.83 (m, 1H), 1.86 (s, 3H), 2.06-2.19 (m, 1H), 2.50 (t, J =7.83 Hz, 2H), 2.85 (t, J =7.39 Hz, 2H), 3.40 (d, J =6.95 Hz, 2H), 3.71 (s, 2H), 4.09 (d, J =7.33 Hz, 2H), 7.15-7.38 (m, 6H), 7.54-7.65 (m, 2H).

Example 1.24

Preparation of 2-(((1s,4s)-4-((4-(3-Methoxyphenyl)-5-(methylthio)-3-phenyl-1H-pyrazol-1-yl)methyl)cyclohexyl)methoxy)acetic Acid (Compound 31)

Step A: Preparation of 2-(3-Methoxyphenyl)-3,3-bis(methylthio)-1-phenylprop-2-en-1-one

[0641] To a solution of 2-(3-methoxyphenyl)-1-phenylethanone (5.0 g, 22.10 mmol) in anhydrous THF (44.0 mL) was added a solution of potassium tert-butoxide (1 M in THF, 46.0 mL, 46.0 mmol). The reaction mixture was stirred for 15 min at room temperature, and then CS_2 (1.45 mL, 24.05 mmol) was added. After several minutes, MeI (3.40 mL, 54.4 mmol) was added and the reaction was stirred for 5 h. Upon completion, the reaction mixture was diluted with saturated $NaHCO_3$ and extracted with EtOAc. The combined organic layers were washed with H_2O , brine, dried over $MgSO_4$ and concentrated to give the title compound as an orange oil.

Step B: Preparation of 4-(3-Methoxyphenyl)-5-(methylthio)-3-phenyl-1H-pyrazole

[0642] To a solution of 2-(3-methoxyphenyl)-3,3-bis(methylthio)-1-phenylprop-2-en-1-one in EtOH (100 mL) was added hydrazine hydrate (5.36 mL, 110 mmol). The reaction mixture was refluxed overnight, additional hydrazine hydrate (1.00 mL, 20.6 mmol) was added, and the mixture was refluxed until the reaction was complete. The mixture was concentrated under reduced pressure, washed with H_2O and extracted with CH_2Cl_2 . The combined organic layers were washed with H_2O , brine, dried over $MgSO_4$ and concentrated to give the title compound (6.67 g). LCMS m/z =397 $[M+H]^+$.

Step C: Preparation of tert-Butyl 2-(((1s,4s)-4-((4-(3-Methoxyphenyl)-5-(methylthio)-3-phenyl-1H-pyrazol-1-yl)methyl)cyclohexyl)methoxy)acetate

[0643] In a reaction vial was placed 4-(3-methoxyphenyl)-5-(methylthio)-3-phenyl-1H-pyrazole (2.241 g, 7.56 mmol) and NaH (357.4 mg, 8.94 mmol) in DMF (36.0 mL). The

mixture was stirred at room temperature for 15 min then a solution of tert-butyl 2-(((1s,4s)-4-(tosyloxymethyl)cyclohexyl)methoxy)acetate (3.0415 g, 7.37 mmol) in DMF (10.0 mL) was added. The reaction was heated at 45° C. for 15 h. Upon completion, the reaction mixture was quenched with H₂O and extracted with EtOAc. The combined organic layers were washed with brine, dried over MgSO₄, and concentrated. The residue was purified by silica gel column chromatography to give the title compound.

Step D: Preparation of 2-(((1s,4s)-4-((4-(3-Methoxyphenyl)-5-(methylthio)-3-phenyl-1H-pyrazol-1-yl)methyl)cyclohexyl)methoxy)acetic Acid

[0644] To tert-butyl 2-(((1s,4s)-4-((4-(3-methoxyphenyl)-5-(methylthio)-3-phenyl-1H-pyrazol-1-yl)methyl)cyclohexyl)methoxy)acetate obtained above was added 4 M HCl in dioxane. The reaction was stirred at room temperature overnight. Upon completion, the reaction was basified with 10% NaOH and organic impurities were extracted out with MTBE. The aqueous layer was then acidified with 1 M HCl and extracted with MTBE. The combined organic layers were dried over MgSO₄ and concentrated. The residue obtained was dissolved in ACN and 1 N NaOH solution (2.45 mL, 2.45 mmol) was added. The mixture was lyophilized to give a solid which was recrystallized from isopropyl alcohol to give the sodium salt of the title compound as an off-white solid (897.6 mg). LCMS *m/z*=481 [M+H]⁺; ¹H NMR (400 MHz, DMSO-d₆) δ 1.17-1.80 (m, 10H), 2.14 (s, 3H), 3.34 (d, J=7.0 Hz, 2H), 3.50 (s, 2H), 3.71 (s, 3H), 4.27 (d, J=7.5 Hz, 2H), 6.80-6.85 (m, 2H), 6.89-6.94 (m, 1H), 7.21-7.37 (m, 6H).

Example 1.25

Preparation of 2-(((1s,4s)-4-((5-(2-Hydroxyethylthio)-4-(3-methoxyphenyl)-3-phenyl-1H-pyrazol-1-yl)methyl)cyclohexyl)methoxy)acetic Acid (Compound 198)

Step A: Preparation of 4-(3-Methoxyphenyl)-3-phenyl-5-(2-(tetrahydro-2H-pyran-2-yloxy)ethylthio)-1H-pyrazole

[0645] To a stirred solution of 2-(3-methoxyphenyl)-1-phenylethanone (1.25 g, 5.52 mmol) in THF (11.05 mL) was added potassium tert-butoxide (11.49 mL, 11.49 mmol). After 30 min, CS₂ (0.363 mL, 6.02 mmol) was added and the mixture was stirred for 10 min before 2-(2-bromoethoxy)tetrahydro-2H-pyran (2.086 mL, 13.81 mmol) was added and the reaction was stirred overnight. The mixture was diluted with ethanol (11.05 mL). Acetic acid (1.898 mL, 33.1 mmol) was added followed by hydrazine hydrate (2.71 mL, 55.2 mmol). The reaction was stirred at 85° C. overnight and concentrated under reduced pressure. The residue was extracted with EtOAc/H₂O (twice). The organic phases were combined and washed with brine, dried over MgSO₄ and concentrated. The residue was purified by silica gel column chromatography to give the title compound as a white solid (1.681 g). ¹H NMR (400 MHz, CDCl₃) δ ppm 1.52-1.64 (m, 3H), 1.65-1.93 (m, 3H), 3.06 (t, J=5.94 Hz, 2H), 3.49-3.57 (m, 1H), 3.65-3.71 (m, 1H), 3.72 (s, 3H), 3.88-3.95 (m, 1H), 3.97-4.05 (m, 1H), 4.66-4.69 (m, 1H), 6.79-6.90 (m, 3H), 7.19-7.26 (m, 1H), 7.26-7.33 (m, 3H), 7.37-7.45 (m, 2H), 10.91 (bs, 1H).

Step B: Preparation of tert-Butyl 2-(((1s,4s)-4-((4-(3-Methoxyphenyl)-3-phenyl-5-(2-(tetrahydro-2H-pyran-2-yloxy)ethylthio)-1H-pyrazol-1-yl)methyl)cyclohexyl)methoxy)acetate and tert-Butyl 2-(((1s,4s)-4-((4-(3-Methoxyphenyl)-5-phenyl-3-(2-(tetrahydro-2H-pyran-2-yloxy)ethylthio)-1H-pyrazol-1-yl)methyl)cyclohexyl)methoxy)acetate

[0646] To a stirred solution of 4-(3-methoxyphenyl)-3-phenyl-5-(2-(tetrahydro-2H-pyran-2-yloxy)ethylthio)-1H-pyrazole (0.123 g, 0.3 mmol) was added 60% NaH (0.012 g, 0.300 mmol). After 20 min, tert-butyl 2-(((1s,4s)-4-(tosyloxymethyl)cyclohexyl)methoxy)acetate (0.124 g, 0.300 mmol) was added. The reaction was heated to 70° C. for 18 h, cooled to room temperature, and diluted with water. The mixture was extracted three times with EtOAc. The combined extracts were washed with brine, dried over MgSO₄ and concentrated. The residue was purified by silica gel column chromatography to give the title compound as a mixture of regioisomers (46 mg). LCMS *m/z*=651.7 [M+H]⁺.

Step C: Preparation of 2-(((1s,4s)-4-((5-(2-Hydroxyethylthio)-4-(3-methoxyphenyl)-3-phenyl-1H-pyrazol-1-yl)methyl)cyclohexyl)methoxy)acetic Acid

[0647] To a stirred solution of tert-butyl 2-(((1s,4s)-4-((4-(3-methoxyphenyl)-3-phenyl-5-(2-(tetrahydro-2H-pyran-2-yloxy)ethylthio)-1H-pyrazol-1-yl)methyl)cyclohexyl)methoxy)acetate (46 mg, 0.071 mmol) and tert-butyl 2-(((1s,4s)-4-((4-(3-methoxyphenyl)-5-phenyl-3-(2-(tetrahydro-2H-pyran-2-yloxy)ethylthio)-1H-pyrazol-1-yl)methyl)cyclohexyl)methoxy)acetate (a mixture of regioisomers) in DCM (214 μL) was added water (21.42 μL), triethylsilane (113 μL, 0.707 mmol), and TFA (109 μL, 1.413 mmol). The reaction was stirred overnight, further TFA (0.5 mL) was added and the reaction was stirred for an additional 1 h. The solvent was evaporated. The residue was taken up in 70% acetonitrile/water and purified by HPLC (50% acetonitrile/water; isocratic) to give the title compound as a solid. LCMS *m/z*=511.5 [M+H]⁺; ¹H NMR (400 MHz, DMSO-d₆) δ ppm 1.31-1.45 (m, 4H), 1.45-1.54 (m, 4H), 1.69-1.80 (m, J=4.55 Hz, 1H), 2.18 (bs, 1H), 2.51-2.56 (m, 2H), 2.60 (t, J=6.69 Hz, 2H), 2.60 (t, J=6.69 Hz, 1H), 3.41 (d, J=7.07 Hz, 2H), 3.71 (s, 3H), 3.96-4.01 (m, 2H), 4.29 (d, J=7.58 Hz, 2H), 6.79-6.84 (m, 2H), 6.88-6.95 (m, 1H), 7.23-7.30 (m, 4H), 7.30-7.37 (m, 2H).

Example 1.26

Preparation of 2-(((1s,4s)-4-((5-(2-Hydroxyethylthio)-4-phenyl-3-p-tolyl-1H-pyrazol-1-yl)methyl)cyclohexyl)methoxy)acetic Acid (Compound 200)

Step A: Preparation of 4-Phenyl-5-(2-(tetrahydro-2H-pyran-2-yloxy)ethylthio)-3-p-tolyl-1H-pyrazole

[0648] From 2-phenyl-1-p-tolylethanone, using a similar method to the one described in Example 1.25, step A, the title compound was obtained as a white solid. ¹H NMR (400 MHz, CDCl₃) δ ppm 1.54-1.64 (m, 3H), 1.66-1.90 (m, 3H), 2.33 (s, 3H), 3.05 (t, J=5.43 Hz, 2H), 3.47-3.56 (m, 1H), 3.64-3.72 (m, 1H), 3.86-3.94 (m, 1H), 3.95-4.01 (m, 1H), 4.63-4.67 (m, 1H), 7.10 (d, J=8.08 Hz, 2H), 7.25-7.30 (m, 5H), 7.30-7.39 (m, 2H).

Step B: Preparation of tert-Butyl 2-(((1s,4s)-4-((4-Phenyl-5-(2-(tetrahydro-2H-pyran-2-yloxy)ethylthio)-3-p-tolyl-1H-pyrazol-1-yl)methyl)cyclohexyl)methoxy)acetate

[0649] From 4-phenyl-5-(2-(tetrahydro-2H-pyran-2-yloxy)ethylthio)-3-p-tolyl-1H-pyrazole, using a similar

method to the one described in Example 1.25, step B, the title compound was obtained as a clear solid. LCMS m/z =635.6 $[M+H]^+$.

Step C: Preparation of 2-4(1s,4s)-4-((5-(2-Hydroxyethylthio)-4-phenyl-3-p-tolyl-1H-pyrazol-1-yl)methyl)cyclohexyl)methoxy)acetic Acid

[0650] From tert-butyl 2-(((1s,4s)-4-(4-phenyl-5-(2-(tetrahydro-2H-pyran-2-yloxy)ethylthio)-3-p-tolyl-1H-pyrazol-1-yl)methyl)cyclohexyl)methoxy)acetate, using a method similar to the one described in Example 1.25, Step C, the title compound was obtained as a white solid. LCMS m/z =495.3 $[M+H]^+$; 1H NMR (400 MHz, DMSO- d_6) δ ppm 1.32-1.45 (m, 4H), 1.45-1.52 (m, 4H), 1.68-1.80 (m, 1H), 2.13-2.22 (m, 1H), 2.25 (s, 3H), 2.56 (t, J =6.69 Hz, 2H), 3.23-3.29 (m, 2H), 3.41 (d, J =6.82 Hz, 2H), 3.98-4.01 (m, 2H), 4.28 (d, J =7.58 Hz, 2H), 4.75 (bs, 1H), 7.06 (d, J =7.83 Hz, 2H), 7.20 (d, J =8.08 Hz, 2H), 7.23-7.28 (m, 2H), 7.30-7.43 (m, 3H), 12.52 (bs, 1H).

Example 1.27

Preparation of 2-(((1r,4r)-4-((3,4-Diphenyl-1H-pyrazol-1-yl)methyl)cyclohexyl)methoxy)acetic Acid (Compound 8) and 2-0(1r,4r)-4-((4,5-Diphenyl-1H-pyrazol-1-yl)methyl)cyclohexyl)methoxy)acetic Acid (Compound 9)

Step A: Preparation of 3,4-Diphenyl-1H-pyrazole

[0651] Phenyl(3-phenyloxiran-2-ylo)methanone (5.0 g, 22.3 mmol) was suspended in dry Et_2O (40 mL) under an argon balloon. Boron trifluoride diethyl etherate (3.00 mL, 23.7 mmol) was added slowly via syringe. The reaction was refluxed at 50° C. for an hour, then cooled and extracted with 60 mL each of H_2O and $Et_2O/EtOAc$. The aqueous layer was extracted again with $EtOAc$ (60 mL). The combined organic layer was dried and concentrated to give 3-oxo-2,3-diphenylpropanal.

[0652] 3-Oxo-2,3-diphenylpropanal (5.00 g, 22.3 mmol) was dissolved in $EtOH$ (40 mL). Hydrazine monohydrate (2.0 mL, 38.7 mmol) was added slowly via syringe. The reaction was stirred at room temperature for an hour. The solvent was evaporated and the residue was purified by silica gel column chromatography to yield the title compound as a light purple solid (2.75 g). LCMS m/z =221.1 $[M+H]^+$; 1H NMR (400 MHz, DMSO- d_6) δ ppm 6.99-7.57 (m, 10H), 7.66-8.09 (bs, 1H), 13.15 (bs, 1H).

Step B: Preparation of 2-(((1r,4r)-4-((3,4-Diphenyl-1H-pyrazol-1-yl)methyl)cyclohexyl)methoxy)acetic Acid and 2-(((1r,4r)-4-((4,5-Diphenyl-1H-pyrazol-1-yl)methyl)cyclohexyl)methoxy)acetic Acid

[0653] 3,4-Diphenyl-1H-pyrazole (16.02 mg, 0.073 mmol) was dissolved in DMF (0.4 mL). NaH (1.745 mg, 0.073 mmol) was added and the reaction was stirred at room temperature for 15 min. tert-Butyl-2-(((1r,4r)-4-(tosyloxymethyl)cyclohexyl)methoxy)acetate (prepared in a similar manner to Example 1.1) (30.0 mg, 0.073 mmol) was added and the reaction was stirred at room temperature for an hour. After this time, the reaction was partitioned between with H_2O (2 mL) and $EtOAc$ (2 mL). The aqueous layer was extracted with $EtOAc$ (2 mL). The organic layers were combined, dried and concentrated. The resulting oil was redissolved in HCl (4 M in dioxane) (400 μ L, 1.600 mmol) and

stirred overnight. The solvent was evaporated and the residue was purified by preparative LC/MS (50% acetonitrile/water; isocratic) to yield Compound 8 as a white solid (6.5 mg); LCMS m/z =405.5 $[M+H]^+$; 1H NMR (400 MHz, DMSO- d_6) δ ppm 0.86-1.12 (m, 4H), 1.44-1.58 (m, 1H), 1.61-1.71 (m, 2H), 1.73-1.80 (m, 2H), 1.80-1.91 (m, 1H), 3.26 (d, J =6.32 Hz, 2H), 3.95 (s, 2H), 4.00 (d, J =7.07 Hz, 2H), 7.20-7.27 (m, 3H), 7.27-7.36 (m, 5H), 7.36-7.44 (m, 2H), 7.92 (s, 1H); and Compound 9 as a white solid (1.0 mg); LCMS m/z =405.6 $[M+H]^+$; 1H NMR (400 MHz, DMSO- d_6) δ ppm 0.68-0.88 (m, 4H), 1.33-1.50 (m, J =9.98 Hz, 3H), 1.57-1.78 (m, 3H), 3.20 (d, J =6.32 Hz, 2H), 3.78 (d, J =7.20 Hz, 2H), 3.92 (s, 2H), 7.07-7.16 (m, 3H), 7.16-7.22 (m, 2H), 7.30-7.36 (m, 2H), 7.47-7.56 (m, 3H), 7.83 (s, 1H).

Example 1.28

Preparation of 2-(((1s,4s)-4-(1-Phenyl-4,5-dihydro-3H-benzo[e]indazol-3-yl)methyl)cyclohexyl)methoxy)acetic Acid (Compound 150)

Step A: Preparation of 1-Phenyl-4,5-dihydro-3H-benzo[e]indazole

[0654] 3,4-Dihydronaphthalen-2(1H)-one (2.080 g, 14.23 mmol) was dissolved in toluene (15 mL) and the solution was cooled on an ice bath. LiHMDS (7.470 mL, 7.470 mmol) was added with vigorous stirring. One minute later benzoyl chloride (0.8258 mL, 7.114 mmol) was added. The reaction was removed from the ice bath and stirred for another minute. AcOH (4 mL) was added with stirring, followed by $EtOH$ (10 mL), THF (5 mL), and hydrazine monohydrate (5 mL, 96.8 mmol). After 10 min, the solution was poured into a separatory funnel loaded with 1 M NaOH (30 mL) and extracted with additional H_2O (70 mL) and $EtOAc$ (100 mL). The aqueous layer was extracted again with $EtOAc$ (100 mL). The combined organic layer was dried and concentrated. The residue was purified by silica gel column chromatography to yield the title compound as a light-purple colored solid. LCMS m/z =247.2 $[M+H]^+$; 1H NMR (400 MHz, DMSO- d_6) δ ppm 2.72-2.86 (m, 2H), 2.90-3.00 (m, 2H), 6.99-7.09 (m, 2H), 7.11-7.21 (m, 1H), 7.23-7.29 (m, 1H), 7.37-7.61 (m, 5H), 12.75 (s, 0.7H), 12.97 (s, 0.3H).

Step B: Preparation of 2-(((1s,4s)-4-(1-Phenyl-4,5-dihydro-3H-benzo[e]indazol-3-yl)methyl)cyclohexyl)methoxy)acetic Acid

[0655] 1-Phenyl-4,5-dihydro-3H-benzo[e]indazole (100 mg, 0.406 mmol) was dissolved in DMF (0.4 mL). Sodium hydride (9.74 mg, 0.406 mmol) was added. The reaction was stirred at room temperature for 10 min and then tert-butyl 2-(((1s,4s)-4-(tosyloxymethyl)cyclohexyl)methoxy)acetate (167 mg, 0.406 mmol), pre-dissolved in DMF (0.2 mL) was added. The reaction was stirred for 1 h at 50° C. After this time, more NaH (10 mg) was added. The reaction was again stirred for 1 h at 50° C. The mixture was extracted with 15 mL each of H_2O and $EtOAc$. The aqueous layer was extracted again with $EtOAc$ (15 mL). The combined organic layer was dried and concentrated. The residue was redissolved in HCl (4 M in dioxane) (507 μ L, 2.030 mmol) and stirred overnight at room temperature. The solvent was evaporated and the residue was purified by preparative LC/MS to give the title compound as a light-tan solid (35 mg). LCMS m/z =431.4 $[M+H]^+$; 1H NMR (400 MHz, DMSO- d_6) δ ppm 1.28-1.54 (m, 8H), 1.69-1.80 (m, 1H), 2.00-2.10 (m, 1H), 2.85 (d,

J=7.83 Hz, 2H), 2.97 (t, J=7.33 Hz, 2H), 3.41 (d, J=6.95 Hz, 2H), 3.99 (s, 2H), 4.04 (d, J=7.58 Hz, 2H), 6.98-7.08 (m, 2H), 7.10-7.18 (m, 1H), 7.22-7.30 (m, 1H), 7.35-7.50 (m, 3H), 7.54-7.60 (m, 2H).

Example 1.29

Preparation of 2-(((1s,4s)-4-(3-(2-Fluoro-4-methylphenyl)-5-methyl-4-phenyl-1H-pyrazol-1-yl)methyl)cyclohexyl)methoxy)acetic Acid (Compound 143)

Step A: Preparation of (1s,4s)-Ethyl 4-(Hydroxymethyl)cyclohexanecarboxylate

[0656] To a solution of (1s,4s)-4-(hydroxymethyl)cyclohexanecarboxylic acid (10 g, 63.2 mmol) in ethanol (100 mL), was added sulfuric acid (0.31 g, 3.16 mmol) at room temperature. After heating for 10 h at 85° C., the reaction was cooled to room temperature and concentrated under reduced pressure. The residue was extracted with ethyl acetate, dried over MgSO₄, and then concentrated under reduced pressure to give the title compound (4.98 g). NMR (400 MHz, DMSO-d₆) δ ppm 1.15 (t, J=7.1 Hz, 3H), 1.40-1.54 (m, 7H), 2.55 (m, 1H), 1.82 (m, 2H), 3.21 (d, J=6.4 Hz, 2H), 4.01 (q, J=7.1 Hz, 2H).

Step B: Preparation of ((1s,4s)-4-(Benzyloxymethyl)cyclohexyl)methanol

[0657] To a solution of (1s,4s)-ethyl 4-(hydroxymethyl)cyclohexanecarboxylate (5 g, 26.8 mmol) in DMF (50 mL) was added (bromomethyl)benzene (4.59 g, 26.8 mmol) followed by NaH (0.644 g, 26.8 mmol) at 0° C. After stirring for 4 h at room temperature, the mixture was poured into water and extracted with ethyl acetate. The extract was dried over MgSO₄ and concentrated under reduced pressure. The residue was purified by silica gel column chromatography to give (1s,4s)-ethyl 4-(benzyloxymethyl)cyclohexanecarboxylate (3.2 g, 13.66 mmol). The above material was dissolved in THF (50 mL) and lithium aluminum hydride (1.02 g, 26.8 mmol) was added at 0° C. After stirring for 1 h at room temperature, the reaction was quenched with H₂O (5 mL) at 0° C. After stirring at room temperature for 1 h, the resulting precipitate was filtered off. The filtrate was dried over MgSO₄ and concentrated under reduced pressure to give the title compound (3.2 g). ¹H NMR (400 MHz, DMSO-d₆) δ ppm 0.84-0.99 (m, 7H), 1.35 (m, 1H), 1.46 (m, 1H), 1.52 (m, 1H), 3.23 (d, J=7.0 Hz, 2H), 3.25 (d, J=5.7 Hz, 2H), 4.45 (s, 2H), 7.21-7.40 (m, 5H).

Step C: Preparation of (1s,4s)-4-(Benzyloxymethyl)cyclohexanecarbaldehyde

[0658] To a solution of DMSO (1.32 mL, 18.78 mmol) in CH₂Cl₂ (50 mL) was added oxalyl dichloride (1.19 g, 9.39 mmol) dropwise at -50° C. After stirring for 10 min, ((1s,4s)-4-(benzyloxymethyl)cyclohexyl)methanol (2.0 g, 8.53 mmol) and triethylamine (4.32 g, 42.7 mmol) were added at the same temperature. After stirring for 1 h at room temperature, the reaction was extracted with CH₂Cl₂ and dried over MgSO₄. The organic layer was concentrated under reduced pressure to give the title compound (1.9 g). ¹H NMR (400 MHz, DMSO-d₆) δ ppm 0.91-1.21 (m, 6H), 1.45 (m, 1H),

1.75-1.95 (m, 2H), 2.25 (m, 1H), 3.25 (d, J=7.1 Hz, 2H), 4.42 (s, 2H), 7.25-7.42 (m, 5H), 9.52 (s, 1H).

Step D: Preparation of tert-Butyl 2-(((1s,4s)-4-(Benzyloxymethyl)cyclohexyl)methyl)hydrazinecarboxylate

[0659] To a solution of (1s,4s)-4-(benzyloxymethyl)cyclohexanecarbaldehyde (1.2 g, 5.17 mmol) in MeOH (50 mL) was added tert-butyl hydrazinecarboxylate (0.68 g, 5.17 mmol) at room temperature. After stirring for 1 h, the reaction was concentrated under reduced pressure. The residue was dissolved in MeOH (25 mL) and acetic acid (25 mL). NaC-NBH₃ (0.33 g, 5.17 mmol) was added at 0° C. After stirring for 30 min, the reaction was concentrated under reduced pressure. The residue was dissolved in ethyl acetate and washed with 0.1 M NaOH. The extract was dried over MgSO₄ and concentrated under reduced pressure. The residue was purified by silica gel column chromatography to give the title compound (0.85 g). LCMS m/z=349.4 [M+H]⁺.

Step E: Preparation of 1-(((1s,4s)-4-(Benzyloxymethyl)cyclohexyl)methyl)-2-(2-fluoro-4-methylbenzylidene)hydrazine

[0660] To a solution of tert-butyl 1-(((1s,4s)-4-(benzyloxymethyl)cyclohexyl)methyl)hydrazinecarboxylate (1.0 g, 2.87 mmol) in CH₂Cl₂ (5 mL), was added TFA (5.0 mL) at room temperature. After stirring for 3 h at the same temperature, the reaction was concentrated under reduced pressure. The residue was dissolved in THF (10 mL) and 2-fluoro-4-methylbenzaldehyde (0.40 g, 2.87 mmol) was added. After stirring for 30 min, the reaction was washed with saturated NaHCO₃. The organics were dried over MgSO₄ and concentrated under reduced pressure to give the title compound (0.96 g). LCMS m/z=369.3 [M+H]⁺.

Step F: Preparation of 1-(((1s,4s)-4-(Benzyloxymethyl)cyclohexyl)methyl)-3-(2-fluoro-4-methylphenyl)-5-methyl-4-phenyl-1H-pyrazole

[0661] To a solution of 1-(((1s,4s)-4-(benzyloxymethyl)cyclohexyl)methyl)-2-(2-fluoro-4-methylbenzylidene)hydrazine (0.5 g, 1.357 mmol) and (2-nitroprop-1-enyl)benzene (0.22 g, 1.36 mmol) in THF (5 mL) at -78° C., was added potassium butan-1-olate (0.152 g, 1.357 mmol) dropwise. After 10 min, TFA (0.21 mL, 2.71 mmol) was added at the same temperature and maintained for 2 h. After warming to room temperature, the reaction was extracted with ethyl acetate, dried over MgSO₄, and then concentrated under reduced pressure. The residue was purified by silica gel column chromatography to give the title compound (0.49 g). LCMS m/z=483.3 [M+H]⁺; ¹H NMR (400 MHz, DMSO-d₆) δ ppm 1.34-1.52 (m, 8H), 1.85 (m, 1H), 2.15 (m, 1H), 2.25 (s, 3H), 2.31 (s, 3H), 3.34 (d, J=7.0 Hz, 2H), 4.25 (d, J=7.4 Hz, 2H), 4.51 (s, 2H), 6.92-7.38 (m, 4H), 7.39-7.45 (m, 9H).

Step G: Preparation of ((1s,4s)-4-(3-(2-Fluoro-4-methylphenyl)-5-methyl-4-phenyl-1H-pyrazol-1-yl)methyl)cyclohexyl)methanol

[0662] To a solution of 1-(((1s,4s)-4-(benzyloxymethyl)cyclohexyl)methyl)-3-(2-fluoro-4-methylphenyl)-5-methyl-4-phenyl-1H-pyrazole (100 mg, 0.21 mmol) in MeOH (5 mL), was added ammonium formate (261 mg, 4.14 mmol) followed by 10% Pd/C (5 mg). The reaction was heated to 80° C. for 10 h. After filtration of insoluble material, the reaction

was concentrated under reduced pressure to give the title compound as a colorless oil (78 mg). LCMS m/z =393.3 $[M+H]^+$.

Step H: Preparation of tert-Butyl 2-(((1s,4s)-4-(3-(2-Fluoro-4-methylphenyl)-5-methyl-4-phenyl-1H-pyrazol-1-yl)methyl)cyclohexyl)methoxy)acetate

[0663] To a solution of ((1s,4s)-4-(3-(2-fluoro-4-methylphenyl)-5-methyl-4-phenyl-1H-pyrazol-1-yl)methyl)cyclohexyl)methanol (20 mg, 0.051 mmol) and $(\text{Rh}(\text{OAc})_2)_2$ (2.25 mg, 5.10 μmol) in CH_2Cl_2 (2 mL), was added a solution of tert-butyl 2-diazoacetate (7.24 mg, 0.051 mmol) in CH_2Cl_2 (0.5 mL) dropwise for 10 min at -10°C . The reaction was stirred for 1 h at the same temperature. The solid material was filtered off and the filtrate was concentrated under reduced pressure. The residue was purified by silica gel column chromatography to give the title compound (20 mg). LCMS m/z =507.5 $[M+H]^+$; ^1H NMR (400 MHz, $\text{DMSO}-d_6$) δ ppm 1.30-1.45 (m, 17H), 1.75 (m, 1H), 2.11 (m, 1H), 2.28 (s, 3H), 2.30 (s, 3H), 3.52 (d, $J=7.0$ Hz, 2H), 3.95 (s, 2H), 4.05 (d, $J=7.3$ Hz, 2H), 6.90 (d, $J=11.5$ Hz, 1H), 6.95 (d, $J=7.7$ Hz, 1H), 7.05-7.33 (m, 6H).

Step I: Preparation of 2-(((1s,4s)-4-(3-(2-Fluoro-4-methylphenyl)-5-methyl-4-phenyl-1H-pyrazol-1-yl)methyl)cyclohexyl)methoxy)acetic Acid

[0664] tert-Butyl 2-(((1s,4s)-4-(3-(2-fluoro-4-methylphenyl)-5-methyl-4-phenyl-1H-pyrazol-1-yl)methyl)cyclohexyl)methoxy)acetate (250 mg, 0.49 mmol) was treated with HCl (4.0 M in dioxane, 10 mL) at room temperature. After stirring for 12 h, the reaction was concentrated in vacuo and purified by HPLC. The free acid was dissolved in acetonitrile (5 mL) and H_2O (2 mL), added into a solution of sodium hydroxide (19.74 mg, 0.49 mmol) in H_2O (10 mL), and dried under reduced pressure to give the sodium salt of the title compound (149 mg). LCMS m/z =451.2 $[M+H]^+$; ^1H NMR (400 MHz, $\text{DMSO}-d_6$) δ ppm 1.32-1.52 (m, 8H), 1.71-1.81 (m, 1H), 2.02-2.13 (m, 1H), 2.28 (s, 3H), 2.30 (s, 3H), 3.37 (d, $J=6.7$ Hz, 2H), 3.61 (s, 2H), 4.05 (d, $J=7.3$ Hz, 2H), 6.91 (d, $J=11.2$ Hz, 1H), 6.98 (d, $J=7.9$ Hz, 1H), 7.05 (s, 1H), 7.07 (s, 1H), 7.16-7.32 (m, 4H).

Example 1.30

Preparation of 2-(((1s,4s)-4-((4-(3-Chlorophenyl)-5-(2-hydroxyethylthio)-3-phenyl-1H-pyrazol-1-yl)methyl)cyclohexyl)methoxy)acetic Acid (Compound 199)

Step A: Preparation of 4-(3-Chlorophenyl)-3-phenyl-5-(2-(tetrahydro-2H-pyran-2-yloxy)ethylthio)-1H-pyrazole

[0665] From 2-(3-chlorophenyl)-1-phenethanone, using a similar method to the one described in Example 1.25, Step A, the title compound was obtained as a yellow solid. ^1H NMR (400 MHz, CDCl_3) δ ppm 1.51-1.65 (m, 3H), 1.66-1.92 (m, 3H), 3.07 (t, $J=5.81$ Hz, 2H), 3.49-3.59 (m, 1H), 3.66-3.75 (m, 1H), 3.87-3.96 (m, 1H), 3.97-4.04 (m, 1H), 4.68 (dd,

$J=4.29, 3.03$ Hz, 1H), 7.09-7.15 (m, 1H), 7.23-7.27 (m, 2H), 7.28-7.33 (m, 4H), 7.34-7.42 (m, 2H), 10.95 (bs, 1H).

Step B: Preparation of tert-Butyl 2-(((1s,4s)-4-((4-(3-Chlorophenyl)-3-phenyl-5-(2-(tetrahydro-2H-pyran-2-yloxy)ethylthio)-1H-pyrazol-1-yl)methyl)cyclohexyl)methoxy)acetate and tert-Butyl 2-(((1s,4s)-4-((4-(3-Chlorophenyl)-5-phenyl-3-(2-(tetrahydro-2H-pyran-2-yloxy)ethylthio)-1H-pyrazol-1-yl)methyl)cyclohexyl)methoxy)acetate as a Mixture of Regioisomers

[0666] From 4-(3-chlorophenyl)-3-phenyl-5-(2-(tetrahydro-2H-pyran-2-yloxy)ethylthio)-1H-pyrazole, using a similar method to the one described in Example 1.25, Step B, the title compound was obtained as a clear oil (a mixture of regioisomers). LCMS m/z =655.4 $[M+H]^+$.

Step C: Preparation of 2-4(1s,4s)-4-((4-(3-Chlorophenyl)-5-(2-hydroxyethylthio)-3-phenyl-1H-pyrazol-1-yl)methyl)cyclohexyl)methoxy)acetic Acid

[0667] From tert-butyl 2-(((1s,4s)-4-((4-(3-chlorophenyl)-3-phenyl-5-(2-(tetrahydro-2H-pyran-2-yloxy)ethylthio)-1H-pyrazol-1-yl)methyl)cyclohexyl)methoxy)acetate and tert-butyl 2-(((1s,4s)-4-((4-(3-chlorophenyl)-5-phenyl-3-(2-(tetrahydro-2H-pyran-2-yloxy)ethylthio)-1H-pyrazol-1-yl)methyl)cyclohexyl)methoxy)acetate as a mixture of regioisomers, using a similar method to the one described in Example 1.25, Step C, the title compound was obtained as a clear solid. LCMS m/z =515.5 $[M+H]^+$; ^1H NMR (400 MHz, $\text{DMSO}-d_6$) δ ppm 1.32-1.54 (m, 8H), 1.71-1.79 (m, 1H), 2.11-2.23 (m, 1H), 2.51-2.55 (m, 2H), 2.61 (t, $J=6.57$ Hz, 2H), 3.30 (t, $J=6.57$ Hz, 1H), 3.41 (d, $J=6.82$ Hz, 2H), 3.98 (s, 2H), 4.30 (d, $J=7.58$ Hz, 2H), 7.18-7.23 (m, 1H), 7.25-7.34 (m, 6H), 7.38-7.44 (m, 2H).

Example 1.31

Preparation of 2-(((1s,4s)-4-((5-(2-Hydroxyethylthio)-3-phenyl-4-m-tolyl-1H-pyrazol-1-yl)methyl)cyclohexyl)methoxy)acetic Acid (Compound 210)

Step A: Preparation of 3-Phenyl-5-(2-(tetrahydro-2H-pyran-2-yloxy)ethylthio)-4-m-tolyl-1H-pyrazole

[0668] From 1-phenyl-2-m-tolyloethanone, using a similar method to the one described in Example 1.25, Step A, the title compound was obtained as a white solid. ^1H NMR (400 MHz, $\text{DMSO}-d_6$) δ ppm 1.30-1.51 (m, 4H), 1.52-1.73 (m, 2H), 2.26 (s, 3H), 3.10 (t, $J=6.82$ Hz, 2H), 3.32-3.45 (m, 1H), 3.53-3.67 (m, 1H), 3.68-3.76 (m, 1H), 3.76-3.84 (m, 1H), 4.55 (t, $J=3.16$ Hz, 1H), 6.97 (d, $J=7.33$ Hz, 1H), 7.04 (s, 1H), 7.08-7.14 (m, 1H), 7.20-7.27 (m, 2H), 7.29-7.37 (m, 4H), 13.30 (s, 1H).

Step B: Preparation of tert-Butyl 2-(((1s,4s)-4-((3-Phenyl-5-(2-(tetrahydro-2H-pyran-2-yloxy)ethylthio)-4-m-tolyl-1H-pyrazol-1-yl)methyl)cyclohexyl)methoxy)acetate and tert-Butyl 2-4(1s,4s)-4-((5-Phenyl-3-(2-(tetrahydro-2H-pyran-2-yloxy)ethylthio)-4-m-tolyl-1H-pyrazol-1-yl)methyl)cyclohexyl)methoxy)acetate as a Mixture of Regioisomers

[0669] From 3-phenyl-5-(2-(tetrahydro-2H-pyran-2-yloxy)ethylthio)-4-m-tolyl-1H-pyrazole, using a similar method to the one described in Example 1.25, Step B, the title

compound was obtained as a clear oil (a mixture of regioisomers). LCMS m/z =635.7 $[M+H]^+$.

Step C: Preparation of 2-(((1s,4s)-4-((5-(2-Hydroxyethylthio)-3-phenyl-4-m-tolyl-1H-pyrazol-1-yl)methyl)cyclohexyl)methoxy)acetic Acid

[0670] From tert-butyl 2-(((1s,4s)-4-(3-phenyl-5-(2-(tetrahydro-2H-pyran-2-yloxy)ethylthio)-4-m-tolyl-1H-pyrazol-1-yl)methyl)cyclohexyl)methoxy)acetate and tert-butyl 2-(((1s,4s)-4-((5-phenyl-3-(2-(tetrahydro-2H-pyran-2-yloxy)ethylthio)-4-m-tolyl-1H-pyrazol-1-yl)methyl)cyclohexyl)methoxy)acetate as a mixture of regioisomers, using a similar method to the one described in Example 1.25, Step C, the title compound was obtained as a yellow oily solid. LCMS m/z =495.4 $[M+H]^+$; 1H NMR (400 MHz, DMSO- d_6) δ ppm 1.33-1.44 (m, 4H), 1.44-1.53 (m, 4H), 1.68-1.80 (m, 1H), 2.13-2.23 (m, 1H), 2.30 (s, 3H), 2.58 (t, J =6.69 Hz, 2H), 3.17 (d, J =5.05 Hz, 1H), 3.26-3.35 (m, 2H), 3.41 (d, J =7.07 Hz, 2H), 3.99 (s, 2H), 4.29 (d, J =7.58 Hz, 2H), 7.02 (d, J =7.58 Hz, 1H), 7.10 (s, 1H), 7.16 (d, J =7.83 Hz, 1H), 7.22-7.29 (m, 4H), 7.30-7.35 (m, 2H).

Example 1.32

Preparation of 2-(((1s,4s)-4-((4-(3-Fluorophenyl)-5-(2-hydroxyethylthio)-3-phenyl-1H-pyrazol-1-yl)methyl)cyclohexyl)methoxy)acetic Acid (Compound 212)

Step A: Preparation of 4-(3-Fluorophenyl)-3-phenyl-5-(2-(tetrahydro-2H-pyran-2-yloxy)ethylthio)-1H-pyrazole

[0671] From 2-(3-fluorophenyl)-1-phenethanone, using a similar method to the one described in Example 1.25, Step A, the title compound was obtained as a white solid. 1H NMR (400 MHz, DMSO- d_6) δ ppm 1.31-1.51 (m, 4H), 1.50-1.75 (m, 2H), 3.12 (t, J =6.69 Hz, 2H), 3.33-3.43 (m, 1H), 3.52-3.66 (m, 1H), 3.67-3.76 (m, 1H), 3.76-3.84 (m, 1H), 4.55 (t, J =3.28 Hz, 1H), 6.96-7.05 (m, 2H), 7.08-7.15 (m, 1H), 7.23-7.44 (m, 6H), 13.41 (s, 1H).

Step B: Preparation of tert-Butyl 2-(((1s,4s)-4-((4-(3-Fluorophenyl)-3-phenyl-5-(2-(tetrahydro-2H-pyran-2-yloxy)ethylthio)-1H-pyrazol-1-yl)methyl)cyclohexyl)methoxy)acetate and tert-Butyl 2-(((1s,4s)-4-((4-(3-Fluorophenyl)-5-phenyl-3-(2-(tetrahydro-2H-pyran-2-yloxy)ethylthio)-1H-pyrazol-1-yl)methyl)cyclohexyl)methoxy)acetate as a Mixture of Regioisomers.

[0672] From 4-(3-fluorophenyl)-3-phenyl-5-(2-(tetrahydro-2H-pyran-2-yloxy)ethylthio)-1H-pyrazole, using a similar method to the one described in Example 1.25, Step B, the title compound was obtained as a clear oil (a mixture of regioisomers). LCMS m/z =639.5 $[M+H]^+$.

Step C: Preparation of 2-(((1s,4s)-4-((4-(3-Fluorophenyl)-5-(2-hydroxyethylthio)-3-phenyl-1H-pyrazol-1-yl)methyl)cyclohexyl)methoxy)acetic Acid

[0673] From tert-butyl 2-(((1s,4s)-4-((4-(3-fluorophenyl)-3-phenyl-5-(2-(tetrahydro-2H-pyran-2-yloxy)ethylthio)-1H-pyrazol-1-yl)methyl)cyclohexyl)methoxy)acetate and tert-butyl 2-(((1s,4s)-4-((4-(3-fluorophenyl)-5-phenyl-3-(2-(tetrahydro-2H-pyran-2-yloxy)ethylthio)-1H-pyrazol-1-yl)methyl)cyclohexyl)methoxy)acetate as a

mixture of regioisomers, using a similar method to the one described in Example 1.25, Step C, the title compound was obtained as a clear oily solid. LCMS m/z =499.6 $[M+H]^+$; 1H NMR (400 MHz, DMSO- d_6) δ ppm 1.34-1.45 (m, 4H), 1.45-1.53 (m, 4H), 1.69-1.81 (m, 1H), 2.11-2.22 (m, 1H), 2.43-2.56 (m, 2H), 2.60 (t, J =6.69 Hz, 1H), 3.21-3.33 (m, 2H), 3.41 (d, J =7.07 Hz, 2H), 3.99-4.00 (m, 2H), 4.30 (d, J =7.58 Hz, 2H), 7.05-7.12 (m, 2H), 7.13-7.22 (m, 1H), 7.23-7.34 (m, 5H), 7.38-7.46 (m, 1H), 12.52 (s, 1H).

Example 1.33

Preparation of 2-(((1s,4s)-4-((4-(3-Chlorophenyl)-5-(2-hydroxyethylsulfinyl)-3-phenyl-1H-pyrazol-1-yl)methyl)cyclohexyl)methoxy)acetic Acid (Compound 217)

[0674] To a solution of 2-(((1s,4s)-4-((4-(3-chlorophenyl)-5-(2-hydroxyethylthio)-3-phenyl-1H-pyrazol-1-yl)methyl)cyclohexyl)methoxy)acetic acid (18.3 mg, 0.036 mmol) in DCM (178 μ L) was added mCPBA (5.82 mg, 0.034 mmol). The reaction was stirred for 20 min and concentrated under reduced pressure. The residue was taken up in ACN/ H_2O and purified via preparative HPLC to give the title compound (9.7 mg) as a white solid. LCMS m/z =531.3 $[M+H]^+$; 1H NMR (400 MHz, DMSO- d_6) δ ppm 1.33-1.55 (m, J =4.29 Hz, 8H), 1.72-1.80 (m, 1H), 2.26 (bs, 1H), 2.98-3.10 (m, 1H), 3.25-3.28 (m, 2H), 3.40 (d, J =7.20 Hz, 1H), 3.57-3.66 (m, 1H), 3.68-3.77 (m, 1H), 3.99 (s, 2H), 4.28-4.50 (m, 2H), 5.08 (bs, 1H), 7.21-7.27 (m, 1H), 7.27-7.33 (m, 5H), 7.38-7.46 (m, 3H), 12.51 (s, 1H).

Example 1.34

Preparation of 2-(((1s,4s)-4-((5-(2-Aminoethylthio)-4-phenyl-3-p-tolyl-1H-pyrazol-1-yl)methyl)cyclohexyl)methoxy)acetic Acid (Compound 250)

Step A: Preparation of tert-Butyl 2-(4-Phenyl-3-p-tolyl-1H-pyrazol-5-ylthio)ethylcarbamate

[0675] From 2-phenyl-1-p-tolyethanone and tert-butyl 2-bromoethylcarbamate, using a similar method to the one described in Example 1.25, Step A, the title compound was obtained as a light yellow solid. 1H NMR (400 MHz, DMSO- d_6) δ ppm 1.36 (s, 9H), 2.28 (s, 3H), 2.71-2.78 (m, 1H), 2.94 (t, J =7.07 Hz, 2H), 3.13-3.21 (m, 2H), 6.88 (t, J =5.68 Hz, 1H), 7.13-7.23 (m, 6H), 7.32-7.37 (m, 2H), 13.26 (s, 1H).

Step B: Preparation of tert-Butyl 2-(((1s,4s)-4-((5-(2-(tert-Butoxycarbonylamino)ethylthio)-4-phenyl-3-p-tolyl-1H-pyrazol-1-yl)methyl)cyclohexyl)methoxy)acetate and tert-Butyl 2-(((1s,4s)-4-((3-(2-(tert-Butoxycarbonylamino)ethylthio)-4-phenyl-5-p-tolyl-1H-pyrazol-1-yl)methyl)cyclohexyl)methoxy)acetate as a Mixture of Regioisomers.

[0676] From tert-butyl 2-(4-phenyl-3-p-tolyl-1H-pyrazol-5-ylthio)ethylcarbamate, using a similar method to the one described in Example 1.25, Step B, the title compound was obtained as a clear oil (a mixture of regioisomers). LCMS m/z =650.7 $[M+H]^+$; 1H NMR (400 MHz, DMSO- d_6) δ ppm 1.34 (s, 9H), 1.36-1.46 (m, 3H), 1.43 (s, 9H), 1.45-1.52 (m, 3H), 1.68-1.80 (m, 1H), 2.12-2.21 (m, 1H), 2.25 (s, 3H), 2.51-2.55 (m, 2H), 2.83 (q, J =6.61 Hz, 2H), 3.14-3.19 (m, 2H), 3.40 (d, J =6.82 Hz, 2H), 3.95 (s, 2H), 4.26 (d, J =7.58 Hz,

2H), 6.64-6.75 (m, 1H), 7.05 (d, J=7.96 Hz, 2H), 7.20 (d, J=8.08 Hz, 2H), 7.23-7.27 (m, 2H), 7.30-7.42 (m, 3H).

Step C: Preparation of 2-(((1s,4s)-4-((5-(2-Aminoethylthio)-4-phenyl-3-p-tolyl-1H-pyrazol-1-yl)methyl)cyclohexyl)methoxy)acetic Acid

[0677] From tert-butyl 2-(((1s,4s)-4-((5-(2-tert-butoxycarbonylamino)ethylthio)-4-phenyl-3-p-tolyl-1H-pyrazol-1-yl)methyl)cyclohexyl)methoxy)acetate and tert-butyl 2-(((1s,4s)-4-(3-(2-(tert-butoxycarbonylamino)ethylthio)-4-phenyl-5-p-tolyl-1H-pyrazol-1-yl)methyl)cyclohexyl)methoxy)acetate as a mixture of regioisomers, using a similar method to the one described in Example 1.25, Step C, the title compound was obtained as a white solid. LCMS m/z=494.5 [M+H]⁺; ¹H NMR (400 MHz, DMSO-d₆) δ ppm 1.30-1.46 (m, J=23.31, 5.62 Hz, 4H), 1.46-1.54 (m, 4H), 1.70-1.85 (m, 1H), 2.14-2.23 (m, 1H), 2.26 (s, 3H), 2.57-2.74 (m, 4H), 3.42 (d, J=7.07 Hz, 2H), 4.00 (s, 2H), 4.28 (d, J=7.45 Hz, 2H), 7.07 (d, J=7.96 Hz, 2H), 7.20 (d, J=8.08 Hz, 2H), 7.24-7.29 (m, 2H), 7.31-7.45 (m, 3H), 7.64 (bs, 2H), 12.54 (s, 1H).

Example 1.35

Preparation of 2-(((1s,4s)-4-(3-(4-Fluorophenyl)-5-(2-hydroxyethylthio)-4-phenyl-1H-pyrazol-1-yl)methyl)cyclohexyl)methoxy)acetic Acid (Compound 255)

Step A: Preparation of 3-(4-Fluorophenyl)-4-phenyl-5-(2-(tetrahydro-2H-pyran-2-yloxy)ethylthio)-1H-pyrazole

[0678] From 1-(4-fluorophenyl)-2-phenethanone, using a similar method to the one described in Example 1.25, Step A, the title compound was obtained as a white solid. ¹H NMR (400 MHz, DMSO-d₆) δ ppm 1.32-1.51 (m, 3H), 1.52-1.75 (m, 3H), 3.10 (t, J=6.63 Hz, 2H), 3.33-3.44 (m, 1H), 3.53-3.66 (m, 1H), 3.68-3.83 (m, 2H), 4.52-4.57 (m, 1H), 7.11 (t, J=8.27 Hz, 1H), 7.21 (t, J=8.97 Hz, 3H), 7.24-7.43 (m, 5H), 13.34 (s, 1H).

Step B: Preparation of tert-butyl 2-(((1s,4s)-4-(3-(4-Fluorophenyl)-4-phenyl-5-(2-(tetrahydro-2H-pyran-2-yloxy)ethylthio)-1H-pyrazol-1-yl)methyl)cyclohexyl)methoxy)acetate and tert-butyl 2-(((1s,4s)-4-((5-(4-Fluorophenyl)-4-phenyl-3-(2-(tetrahydro-2H-pyran-2-yloxy)ethylthio)-1H-pyrazol-1-yl)methyl)cyclohexyl)methoxy)acetate as a Mixture of Regioisomers.

[0679] From 4-(3-fluorophenyl)-3-phenyl-5-(2-(tetrahydro-2H-pyran-2-yloxy)ethylthio)-1H-pyrazole, using a similar method to the one described in Example 1.25, Step B, the title compound was obtained as a clear oil (a mixture of regioisomers). LCMS m/z=639.6 [M+H]⁺; ¹H NMR (400 MHz, DMSO-d₆) δ ppm 1.30-1.42 (m, 4H), 1.43 (s, 9H), 1.45-1.54 (m, 7H), 1.56-1.79 (m, 3H), 2.14-2.24 (m, 1H), 2.65-2.72 (m, 2H), 3.20-3.28 (m, 2H), 3.31-3.37 (m, 1H), 3.39 (d, J=6.82 Hz, 2H), 3.47-3.56 (m, 1H), 3.58-3.66 (m, 1H), 3.95 (s, 2H), 4.30 (dd, J=7.39, 3.09 Hz, 2H), 4.34-4.36 (m, 1H), 7.06-7.13 (m, 2H), 7.24-7.28 (m, 2H), 7.29-7.44 (m, 5H).

Step C: Preparation of 2-(((1s,4s)-4-((3-(4-Fluorophenyl)-5-(2-hydroxyethylthio)-4-phenyl-1H-pyrazol-1-yl)methyl)cyclohexyl)methoxy)acetic Acid

[0680] From tert-butyl 2-(((1s,4s)-4-((3-(4-fluorophenyl)-4-phenyl-5-(2-(tetrahydro-2H-pyran-2-yloxy)ethylthio)-

1H-pyrazol-1-yl)methyl)cyclohexyl)methoxy)acetate and tert-butyl 2-(((1s,4s)-4-((5-(4-fluorophenyl)-4-phenyl-3-(2-(tetrahydro-2H-pyran-2-yloxy)ethylthio)-1H-pyrazol-1-yl)methyl)cyclohexyl)methoxy)acetate, using a similar method to the one described in Example 1.25, Step C, the title compounds were obtained as clear oily solids. LCMS m/z=499.7 [M+H]⁺; ¹H NMR (400 MHz, DMSO-d₆) δ ppm 1.29-1.45 (m, 4H), 1.45-1.53 (m, 4H), 1.69-1.80 (m, 1H), 2.14-2.22 (m, 1H), 2.57 (t, J=6.69 Hz, 2H), 3.25-3.29 (m, 2H), 3.28-3.32 (m, 1H), 3.40 (d, J=6.95 Hz, 2H), 3.97 (s, 2H), 4.29 (d, J=7.45 Hz, 2H), 7.06-7.14 (m, 2H), 7.23-7.28 (m, 2H), 7.30-7.43 (m, 5H).

Example 1.36

Preparation of 2-(((1s,4s)-4-((5-(4-Fluorophenyl)-3-(2-hydroxyethylthio)-4-phenyl-1H-pyrazol-1-yl)methyl)cyclohexyl)methoxy)acetic Acid (Compound 256)

[0681] From tert-butyl 2-(((1s,4s)-4-((3-(4-fluorophenyl)-4-phenyl-5-(2-(tetrahydro-2H-pyran-2-yloxy)ethylthio)-1H-pyrazol-1-yl)methyl)cyclohexyl)methoxy)acetate and tert-butyl 2-(((1s,4s)-4-((5-(4-fluorophenyl)-4-phenyl-3-(2-(tetrahydro-2H-pyran-2-yloxy)ethylthio)-1H-pyrazol-1-yl)methyl)cyclohexyl)methoxy)acetate, using a similar method to the one described in Example 1.25, Step C, the title compound was obtained as clear oil solid. LCMS m/z=499.7 [M+H]⁺; ¹H NMR (400 MHz, DMSO-d₆) δ ppm 0.81-0.99 (m, 2H), 1.01-1.14 (m, 2H), 1.46-1.59 (m, 1H), 1.65 (dd, J=13.20, 2.08 Hz, 2H), 1.76 (dd, J=12.44, 2.08 Hz, 2H), 1.86-1.97 (m, 1H), 2.56 (t, J=6.63 Hz, 2H), 3.27 (dd, J=13.52, 6.69 Hz, 4H), 3.91 (s, 2H), 4.20 (d, J=7.20 Hz, 2H), 4.76 (bs, 1H), 7.07-7.14 (m, 2H), 7.25-7.28 (m, 2H), 7.31-7.43 (m, 5H).

Example 1.37

Preparation of 2-(((1s,4s)-4-((5-(2-Hydroxyethyl)-3,4-diphenyl-1H-pyrazol-1-yl)methyl)cyclohexyl)methoxy)acetic Acid (Compound 251)

Step A: Preparation of 2-(3-Phenyl-1H-pyrazol-5-yl)ethanol

[0682] 5-(2-(Benzyloxy)ethyl-3-phenyl-1H-pyrazole (2.1 g, 7.54 mmol) was dissolved in acetic acid (10 mL) and THF (10 mL). Palladium on carbon (0.080 g, 0.754 mmol) was added and the reaction was stirred for 4 days under hydrogen atmosphere on the Parr shaker at 55 psi. After this time, the reaction was filtered through celite and washed with EtOAc. The solvents were evaporated. The reaction progress was checked by TLC and shown to be ~50-60% complete. The reaction was set up on the Parr shaker again. After three more days on the Parr shaker, the reaction was stopped. The reaction was filtered through celite and the solvents removed. The reaction was extracted (70 mL each of H₂O and EtOAc). The aqueous layer was extracted again with EtOAc (70 mL). The combined organic layer was dried and concentrated, and the residue was purified by column chromatography to give the title compound (665 mg) as a white solid. LCMS m/z=189.4 [M+H]⁺; ¹H NMR (400 MHz, DMSO-d₆) δ ppm 2.68-2.82

(m, 2H), 3.60-3.71 (m, 2H), 4.73-4.81 (m, 1H), 6.48 (s, 1H), 7.20-7.49 (m, 3H), 7.55-7.96 (m, 2H), 12.53 (s, 1H).

Step B: Preparation of
2-(4-Bromo-3-phenyl-1H-pyrazol-5-yl)ethanol

[0683] 2-(3-Phenyl-1H-pyrazol-5-yl)ethanol (664 mg, 3.53 mmol) was dissolved in dry DCM (40 mL) and THF (10 mL). The reaction was cooled in an ice bath and Br₂ (363 µL, 7.06 mmol), pre-dissolved in DCM (3 mL), was added slowly dropwise via addition funnel. The reaction was stirred for 2 h in an ice bath, then the reaction was quenched by the addition of Na₂SO₃ (20 mL of 10% solution; the reaction went from reddish-brown to clear and some bubbling was observed). The reaction was extracted (100 mL each of H₂O and DCM). The aqueous layer was extracted again with DCM (100 mL). The combined organic layer was back extracted again with H₂O (200 mL). The organic layer was dried and concentrated to yield the title compound (880 mg) as a light yellow solid. LCMS m/z=267.1 [M+H]⁺; ¹H NMR (400 MHz, DMSO-d₆) δ ppm 2.78 (t, J=7.14 Hz, 2H), 3.66 (t, J=7.14 Hz, 2H), 7.35-7.42 (m, 1H), 7.43-7.51 (m, 2H), 7.72-7.84 (m, 2H).

Step C: Preparation of tert-Butyl 2-(((1s,4s)-4-(4-Bromo-5-(2-hydroxyethyl)-3-phenyl-1H-pyrazol-1-yl)methyl)cyclohexyl)methoxy)acetate

[0684] 2-(4-Bromo-3-phenyl-1H-pyrazol-5-yl)ethanol (880 mg, 3.29 mmol), tert-butyl 2-(((1s,4s)-4-(tosyloxymethyl)cyclohexyl)methoxy)acetate (1359 mg, 3.29 mmol), and cesium carbonate (2147 mg, 6.59 mmol) were added to DMF (15 mL). The reaction was heated to 80° C. and stirred at this temperature for 1 h. The reaction was cooled and extracted (50 mL each of H₂O and EtOAc). The aqueous layer was extracted again with EtOAc (50 mL). The combined organic layer was back extracted with H₂O (100 mL). The organic layer was dried, concentrated, and the residue was purified by chromatography to yield the title compound (640 mg) as a light yellow oil. LCMS m/z=507.4 [M+H]⁺; ¹H NMR (400 MHz, DMSO-d₆) δ ppm 1.28-1.53 (m, 17H), 1.69-1.81 (m, J=5.31 Hz, 1H), 2.02-2.14 (m, 1H), 2.87 (t, J=6.76 Hz, 2H), 3.39 (d, J=6.95 Hz, 2H), 3.56-3.66 (m, 2H), 3.94 (s, 2H), 4.10 (d, J=7.45 Hz, 2H), 4.92 (t, J=5.43 Hz, 1H), 7.33-7.40 (m, 1H), 7.40-7.49 (m, 2H), 7.75-7.85 (m, 2H).

Step D: Preparation of 2-(4(1s,4s)-4-((5-(2-Hydroxyethyl)-3,4-diphenyl-1H-pyrazol-1-yl)methyl)cyclohexyl)methoxy)acetic Acid

[0685] tert-Butyl 2-(((1s,4s)-4-((4-bromo-5-(2-hydroxyethyl)-3-phenyl-1H-pyrazol-1-yl)methyl)cyclohexyl)methoxy)acetate (30 mg, 0.059 mmol), phenyl boronic acid (1.1 eq), tetrakis(triphenyl)phosphinepalladium (3.42 mg, 2.96 µmol), and K₂CO₃ (16.34 mg, 0.118 mmol) were added to a vial with dioxane (300 µL). The reaction was heated in a microwave at 150° C. for 1 h. After this time, the reaction was filtered through a plug of MgSO₄. The solvent was removed and the resulting oil (t-butyl ester intermediate) was re-dissolved in HCl (500 µL, 2.000 mmol). The reaction was stirred overnight at room temperature. The next day, the solvent was removed and the product was purified by preparative LC/MS to give the title compound (4.2 mg) as a white solid. LCMS m/z=449.3 [M+H]⁺; ¹H NMR (400 MHz, DMSO-d₆) δ ppm 1.33-1.59 (m, 8H), 1.73-1.82 (m, 1H), 2.09-2.21 (m, 1H),

2.75 (t, J=7.14 Hz, 2H), 3.40-3.46 (m, 4H), 3.98-4.00 (m, 2H), 4.06-4.09 (m, 2H), 7.15-7.25 (m, 5H), 7.26-7.34 (m, 3H), 7.34-7.42 (m, 2H).

Example 1.38

Preparation of 2-(((1s,4s)-4-((5-(2-Hydroxyethyl)-4-(3-methoxyphenyl)-3-phenyl-1H-pyrazol-1-yl)methyl)cyclohexyl)methoxy)acetic Acid (Compound 252)

[0686] From tert-butyl 2-(((1s,4s)-4-((4-bromo-5-(2-hydroxyethyl)-3-phenyl-1H-pyrazol-1-yl)methyl)cyclohexyl)methoxy)acetate and 3-methoxyphenylboronic acid, using a similar method to the one described in Example 1.37, the title compound was obtained as a white solid. LCMS m/z=479.6 [M+H]⁺; ¹H NMR (400 MHz, DMSO-d₆) δ ppm 1.32-1.59 (m, 8H), 1.71-1.86 (m, 1H), 2.06-2.22 (m, 1H), 2.76 (t, J=6.19 Hz, 2H), 3.41-3.50 (m, 4H), 3.70 (s, 3H), 4.00 (s, 2H), 4.07 (d, J=6.32 Hz, 2H), 6.73-6.80 (m, 2H), 6.85-6.92 (m, 1H), 7.14-7.36 (m, 6H).

Example 1.39

Preparation of Sodium 2-(((1s,4s)-4-((5-(2-Hydroxyethyl)-4-(3-methoxyphenyl)-3-phenyl-1H-pyrazol-1-yl)methyl)cyclohexyl)methoxy)acetate

[0687] 2-(((1s,4s)-4-((5-(2-Hydroxyethyl)-4-(3-methoxyphenyl)-3-phenyl-1H-pyrazol-1-yl)methyl)cyclohexyl)methoxy)acetic acid (8.2 mg, 0.017 mmol) was dissolved in ACN (0.2 mL). NaOH (5.71 µL, 0.017 mmol) was added, followed by H₂O (0.2 mL), and the reaction was stirred for an hour. After this time, the reaction was frozen and lyophilized to give the title compound (8.5 mg) as a white solid. LCMS m/z=479.4 [M-Na+H]⁺.

Example 1.40

Preparation of 2-(((1s,4s)-4-((4-(2,3-Difluorophenyl)-5-(2-hydroxyethyl)-3-phenyl-1H-pyrazol-1-yl)methyl)cyclohexyl)methoxy)acetic Acid (Compound 253)

[0688] From tert-butyl 2-(((1s,4s)-4-((4-bromo-5-(2-hydroxyethyl)-3-phenyl-1H-pyrazol-1-yl)methyl)cyclohexyl)methoxy)acetate and 2,3-difluorophenylboronic acid, using a similar method to the one described in Example 1.37, the title compound was obtained as a white solid. LCMS m/z=485.4 [M+H]⁺; ¹H NMR (400 MHz, DMSO-d₆) δ ppm 1.31-1.55 (m, 8H), 1.73-1.83 (m, 1H), 2.09-2.19 (m, 1H), 2.73 (t, J=7.01 Hz, 2H), 3.37-3.45 (m, 4H), 4.00 (s, 2H), 4.10 (d, J=7.45 Hz, 2H), 7.10-7.17 (m, 1H), 7.19-7.32 (m, 6H), 7.38-7.49 (m, 1H).

Example 1.41

Preparation of 2-4(1s,4s)-4-((4-(3-Fluorophenyl)-5-(2-hydroxyethyl)-3-phenyl-1H-pyrazol-1-yl)methyl)cyclohexyl)methoxy)acetic Acid (Compound 254)

[0689] From tert-butyl 2-(((1s,4s)-4-((4-bromo-5-(2-hydroxyethyl)-3-phenyl-1H-pyrazol-1-yl)methyl)cyclohexyl)methoxy)acetate and 3-fluorophenylboronic acid, using a similar method to the one described in Example 1.37, the title compound was obtained as a white solid. LCMS m/z=467.6 [M+H]⁺; ¹H NMR (400 MHz, DMSO-d₆) δ ppm 1.32-1.59 (m, 8H), 1.77 (dd, J=9.92, 4.48 Hz, 1H), 2.09-2.19 (m, 1H), 2.77 (t, J=7.01 Hz, 2H), 3.41-3.48 (m, 4H), 4.00 (s, 2H), 4.08

(d, J=7.45 Hz, 2H), 6.99-7.08 (m, 2H), 7.10-7.18 (m, 1H), 7.18-7.32 (m, 5H), 7.35-7.45 (m, 1H).

Example 1.42

Preparation of 2-(((1s,4s)-4-((4-(3-Chloro-2-fluorophenyl)-5-(2-hydroxyethyl)-3-phenyl-1H-pyrazol-1-yl)methyl)cyclohexyl)methoxy)acetic Acid (Compound 276)

[0690] From tert-butyl 2-(((1s,4s)-4-((4-bromo-5-(2-hydroxyethyl)-3-phenyl-1H-pyrazol-1-yl)methyl)cyclohexyl)methoxy)acetate and 3-chloro-2-fluorophenylboronic acid, using a similar method to the one described in Example 1.37, the title compound was obtained as a white solid. LCMS $m/z=501.5$ $[M+H]^+$.

Example 1.43

Preparation of 2-(((1s,4s)-4-((5-(3-Hydroxypropyl)-3,4-diphenyl-1H-pyrazol-1-yl)methyl)cyclohexyl)methoxy)acetic Acid (Compound 271)

Step A: Preparation of 5-(But-3-enyl)-3-phenyl-1H-pyrazole

[0691] Acetophenone (4.92 mL, 42.2 mmol) was dissolved in toluene (50 mL). The reaction was cooled on an ice bath. LiHMDS (42.2 mL, 42.2 mmol) was added via syringe and the reaction was stirred for 2 min. Pent-4-enoyl chloride (4.66 mL, 42.2 mmol) was added and then the reaction was stirred for 2 more min. Hydrazine hydrate (8.18 mL, 169 mmol) was then added, along with AcOH (2 mL) and EtOH (2 mL). The reaction was warmed to room temperature and then heated in an oil bath to 80° C. for 1 h. After this time, the reaction was cooled and an extraction was performed (200 mL each of H₂O and EtOAc). The aqueous layer was extracted again with EtOAc (200 mL). The combined organic layer was dried, concentrated, and the residue was purified by column chromatography to give the title compound (5.4 g) as a yellow oil. LCMS $m/z=199.3$ $[M+H]^+$; ¹H NMR (400 MHz, DMSO-d₆) δ ppm 2.39 (q, J=7.28 Hz, 2H), 2.61-2.76 (m, 2H), 5.00 (d, J=9.98 Hz, 1H), 5.04-5.13 (m, 1H), 5.78-5.95 (m, 1H), 6.47 (s, 1H), 7.21-7.33 (m, 1H), 7.33-7.48 (m, 2H), 7.65-7.81 (m, 2H), 12.56 (s, 1H).

Step B: Preparation of 3-(3-Phenyl-1H-pyrazol-5-yl)propan-1-ol

[0692] 5-(But-3-enyl)-3-phenyl-1H-pyrazole (5.4 g, 27.2 mmol) was dissolved in MeOH (40 mL) and DCM (10 mL). The reaction was cooled on a dry-ice/acetone bath and ozone was bubbled through the solution for ~2 h. The reaction was transferred into an ice bath and NaBH₄ (1.546 g, 40.9 mmol) was added slowly portion-wise (bubbling was observed). Upon complete addition, the reaction was removed from the ice bath and stirred at room temperature for 1 h. Excess solvent was evaporated and the reaction was extracted (100 mL each of H₂O and EtOAc). The aqueous layer was extracted again with EtOAc (100 mL). The combined organic layer was dried, concentrated, and the residue was purified by column chromatography to yield the title compound (3.0 g) as a white solid. LCMS $m/z=203.3$ $[M+H]^+$; ¹H NMR (400 MHz, DMSO-d₆) δ ppm 1.72-1.82 (m, 2H), 2.54-2.69 (m,

2H), 3.46 (q, J=6.11 Hz, 2H), 4.40-4.54 (m, 1H), 6.45 (s, 1H), 7.21-7.45 (m, 3H), 7.66-7.79 (m, J=7.45 Hz, 2H), 12.53 (s, 1H).

Step C: Preparation of 3-(4-Bromo-3-phenyl-1H-pyrazol-5-yl)propan-1-ol

[0693] 3-(3-Phenyl-1H-pyrazol-5-yl)propan-1-ol (3.0 g, 14.83 mmol) was dissolved in dry DCM (40 mL) and THF (15 mL). The reaction was cooled in an ice bath and Br₂ (1.146 mL, 22.25 mmol) pre-dissolved in DCM (10 mL) was added slowly dropwise via addition funnel. The reaction was stirred for 2 h in an ice bath. The reaction was quenched by the addition of Na₂SO₃ (20 mL of 10% solution; the reaction went from reddish-brown to clear and some bubbling was observed). The reaction was extracted (100 mL each of H₂O and DCM). The aqueous layer was extracted again with DCM (100 mL). The combined organic layer was back extracted again with H₂O (200 mL). The organic layer was dried and concentrated to give the title compound (4.08 g) as a yellow solid. LCMS $m/z=281.3$ $[M+H]^+$; ¹H NMR (400 MHz, DMSO-d₆) δ ppm 1.72-1.83 (m, 2H), 2.61-2.68 (m, 2H), 3.47 (t, J=6.44 Hz, 2H), 7.39 (t, J=7.33 Hz, 1H), 7.47 (t, J=7.45 Hz, 2H), 7.78 (d, J=7.07 Hz, 2H).

Step D: Preparation of tert-Butyl 2-(((1s,4s)-4-((4-Bromo-5-(3-hydroxypropyl)-3-phenyl-1H-pyrazol-1-yl)methyl)cyclohexyl)methoxy)acetate

[0694] 3-(4-Bromo-3-phenyl-1H-pyrazol-5-yl)propan-1-ol, tert-butyl 2-(((1s,4s)-4-(tosyloxymethyl)cyclohexyl)methoxy)acetate (2.93 g, 7.11 mmol), and cesium carbonate (4.64 g, 14.23 mmol) were dissolved in DMF (35 mL). The reaction was heated to 80° C. in an oil bath and stirred at this temperature for an hour. The reaction was cooled and extracted (100 mL each of H₂O and EtOAc). The aqueous layer was extracted again with EtOAc (100 mL). The combined organic layer was back extracted once with H₂O (200 mL). The organic layer was dried, concentrated, and the residue was purified by column chromatography to give the title compound (1.54 g) as a light yellow oil. LCMS $m/z=521.7$ $[M+H]^+$; ¹H NMR (400 MHz, DMSO-d₆) δ ppm 0.97-1.05 (m, 4H), 1.26-1.55 (m, 13H), 1.65-1.79 (m, 3H), 2.01-2.12 (m, 1H), 2.71-2.77 (m, 2H), 3.39 (d, J=6.95 Hz, 2H), 3.46 (t, J=6.19 Hz, 2H), 3.94 (s, 2H), 4.06 (d, J=7.45 Hz, 2H), 7.32-7.39 (m, 1H), 7.40-7.48 (m, 2H), 7.77-7.82 (m, J=8.34, 1.14 Hz, 2H).

Step E: Preparation of 2-(((1s,4s)-4-((5-(3-Hydroxypropyl)-3,4-diphenyl-1H-pyrazol-1-yl)methyl)cyclohexyl)methoxy)acetic Acid

[0695] tert-Butyl 2-(((1s,4s)-4-(4-bromo-5-(3-hydroxypropyl)-3-phenyl-1H-pyrazol-1-yl)methyl)cyclohexyl)methoxy)acetate (50 mg, 0.096 mmol), phenylboronic acid (1.1 eq), tetrakis(triphenylphosphine)palladium(0) (11.08 mg, 9.59 μmol, and K₂CO₃ (26.5 mg, 0.192 mmol) were added to a vial with dioxane (0.4 mL). The reaction was heated in a microwave at 150° C. for 2 h. After this time, the reaction was filtered through a plug of MgSO₄. The solvent was removed and the ester intermediate obtained was redissolved in HCl (4M in dioxane) (503 μL, 2.013 mmol). The reaction was stirred overnight at room temperature. The next day, the solvent was removed and the residue was purified by preparative LC/MS. After lyophilizing the reaction, there was observed the side-product formation of the TFA-ester off of

the side chain alcohol. Therefore, the product was dissolved in THF (0.3 mL). Then 3M LiOH (50 μ L) was added. The reactions were stirred at room temperature overnight. The next day, 1 M HCl (200 mL) was added to make the reaction acidic. The reactions were extracted (2 mL each of HCUH₂O and EtOAc). The aqueous layer was extracted again with EtOAc (2 mL). The combined organic layer was dried and concentrated. The resulting oil was re-dissolved in ACN (0.3 mL) and H₂O (0.2 mL). The mixture was frozen and lyophilized to give the title compound (8.9 mg) as a white solid. LCMS m/z =463.5 [M+H]⁺; ¹H NMR (400 MHz, DMSO-d₆) δ ppm 1.32-1.60 (m, 10H), 1.71-1.84 (m, 1H), 2.08-2.19 (m, 1H), 2.59-2.65 (m, 2H), 3.31 (t, J=6.19 Hz, 2H), 3.43-3.44 (m, 2H), 3.99 (s, 2H), 4.05 (d, J=7.33 Hz, 2H), 7.14-7.25 (m, 5H), 7.26-7.40 (m, 5H).

Example 1.44

Preparation of 2-(((1s,4s)-4-((5-(3-Hydroxypropyl)-4-(3-methoxyphenyl)-3-phenyl-1H-pyrazol-1-yl)methyl)cyclohexyl)methoxy)acetic Acid (Compound 272)

[0696] From tert-butyl 2-(((1s,4s)-4-((4-bromo-5-(3-hydroxypropyl)-3-phenyl-1H-pyrazol-1-yl)methyl)cyclohexyl)methoxy)acetate and 3-methoxyphenylboronic acid, using a similar method to the one described in Example 1.43, the title compound was obtained as a white solid. LCMS m/z =493.6 [M+H]⁺; ¹H NMR (400 MHz, DMSO-d₆) δ ppm 1.32-1.61 (m, 10H), 1.72-1.83 (m, 1H), 2.08-2.18 (m, 1H), 2.60-2.66 (m, 2H), 3.33 (t, J=6.19 Hz, 2H), 3.42 (d, J=6.82 Hz, 2H), 3.70 (s, 3H), 3.99 (s, 2H), 4.04 (d, J=7.33 Hz, 2H), 6.70-6.75 (m, 2H), 6.87 (dd, J=7.96, 2.15 Hz, 1H), 7.16-7.37 (m, 6H).

Example 1.45

Preparation of 2-4(1s,4s)-4-((4-(2,3-Difluorophenyl)-5-(3-hydroxypropyl)-3-phenyl-1H-pyrazol-1-yl)methyl)cyclohexyl)methoxy)acetic Acid (Compound 273)

[0697] From tert-butyl 2-(((1s,4s)-4-((4-bromo-5-(3-hydroxypropyl)-3-phenyl-1H-pyrazol-1-yl)methyl)cyclohexyl)methoxy)acetate and 2,3-difluorophenylboronic acid, using a similar method to the one described in Example 1.43, the title compound was obtained as a white solid. LCMS m/z =499.7 [M+H]⁺.

Example 1.46

Preparation of 2-(((1s,4s)-4-((4-(3-Fluorophenyl)-5-(3-hydroxypropyl)-3-phenyl-1H-pyrazol-1-yl)methyl)cyclohexyl)methoxy)acetic Acid (Compound 274)

[0698] From tert-butyl 2-(((1s,4s)-4-((4-bromo-5-(3-hydroxypropyl)-3-phenyl-1H-pyrazol-1-yl)methyl)cyclohexyl)methoxy)acetate and 3-fluorophenylboronic acid, using a similar method to the one described in Example 1.43, the title compound was obtained as a white solid. LCMS m/z =481.3 [M+H]⁺.

Example 1.47

Preparation of 2-(((1s,4s)-4-((4-(3-Chloro-2-fluorophenyl)-5-(3-hydroxypropyl)-3-phenyl-1H-pyrazol-1-yl)methyl)cyclohexyl)methoxy)acetic Acid (Compound 281)

[0699] From tert-butyl 2-(((1s,4s)-4-((4-bromo-5-(3-hydroxypropyl)-3-phenyl-1H-pyrazol-1-yl)methyl)cyclo-

hexyl)methoxy)acetate and 3-chloro-2-fluorophenylboronic acid, using a similar method to the one described in Example 1.43, the title compound was obtained as a white solid. LCMS m/z =515.5 [M+H]⁺.

Example 1.48

Preparation of 2-(((1s,4s)-4-((4-(3-Chlorophenyl)-5-(3-hydroxypropyl)-3-phenyl-1H-pyrazol-1-yl)methyl)cyclohexyl)methoxy)acetic Acid (Compound 282)

[0700] From tert-butyl 2-(((1s,4s)-4-((4-bromo-5-(3-hydroxypropyl)-3-phenyl-1H-pyrazol-1-yl)methyl)cyclohexyl)methoxy)acetate and 3-chlorophenylboronic acid, using a similar method to the one described in Example 1.43, the title compound was obtained as a white solid. LCMS m/z =497.5 [M+H]⁺.

Example 1.49

Preparation of 2-4(1s,4s)-4-((5-(3-hydroxypropyl)-4-phenyl-3-p-tolyl-1H-pyrazol-1-yl)methyl)cyclohexyl)methoxy)acetic Acid (Compound 288)

Step A: Preparation of 5-(But-3-enyl)-4-phenyl-3-p-tolyl-1H-pyrazole

[0701] 2-Phenyl-1-p-tolyloethanone (1.0 g, 4.76 mmol) was dissolved in Toluene (20 mL). The reaction was cooled in an ice bath and then LiHMDS (4.76 mL, 4.76 mmol) was added slowly via syringe. The reaction was stirred at this temperature for 5 min and then pent-4-enoyl chloride (0.564 g, 4.76 mmol) was added. The reaction was warmed to room temperature and stirred at this temperature for 20 min. After this time EtOH (10 mL), AcOH (2 mL), and hydrazine hydrate (0.231 mL, 4.76 mmol) were added to the reaction. The reaction was heated to 80° C. and stirred at this temperature for an hour. After this time, the reaction was cooled and extracted (50 mL each of EtOAc and 1 M NaOH). The aqueous layer was extracted again with EtOAc (50 mL). The combined organic layer was dried, concentrated, and the residue was purified by silica gel column chromatography to give the title compound (355 mg) as a colorless oil. LCMS m/z =289.0 [M+H]⁺; ¹H NMR (400 MHz, DMSO-d₆) δ ppm 2.22-2.32 (m, 5H), 2.55-2.69 (m, 2H), 4.86-5.02 (m, 2H), 5.75 (s, 1H), 6.99-7.24 (m, 6H), 7.25-7.31 (m, 1H), 7.33-7.39 (m, 2H), 12.74 (s, 1H).

Step B: Preparation of 3-(4-Phenyl-3-p-tolyl-1H-pyrazol-5-yl)propan-1-ol.

[0702] 5-(But-3-enyl)-4-phenyl-3-p-tolyl-1H-pyrazole (360 mg, 1.248 mmol) was dissolved in MeOH (20 mL) and DCM (5 mL). The reaction was cooled to -78° C. and ozone was bubbled through the solution. After the starting material was consumed, the reaction was cooled in an ice bath. Sodium borohydride (70.8 mg, 1.872 mmol) was added to the reaction. The reaction was warmed to room temperature and stirred for an hour. The solvent was removed under reduced pressure and the reaction was extracted (50 mL each of H₂O and EtOAc). The aqueous layer was extracted again with EtOAc (50 mL). The combined organic layer was dried, concentrated, and the residue was purified by silica gel column chromatography to give the title compound (130 mg) as a white solid. LCMS m/z =293.1 [M+H]⁺; ¹H NMR (400 MHz, DMSO-d₆) δ ppm 1.60-1.74 (m, 2H), 2.25 (s, 3H), 2.54-2.62

(m, 2H), 3.33-3.44 (m, 2H), 4.44 (br. s., 1H), 7.16 (t, J=6.44 Hz, 6H), 7.24-7.30 (m, 1H), 7.32-7.38 (m, 2H), 12.71 (s, 1H).

Step C: Preparation of 2-(((1s,4s)-4-((5-(3-Hydroxypropyl)-4-phenyl-3-p-tolyl-1H-pyrazol-1-yl)methyl)cyclohexyl)methoxy)acetic Acid

[0703] 3-(4-Phenyl-3-p-tolyl-1H-pyrazol-5-yl)propan-1-ol (50 mg, 0.171 mmol), tert-butyl 2-(((1s,4s)-4-(tosyloxymethyl)cyclohexyl)methoxy)acetate (70.5 mg, 0.171 mmol), and Cs_2CO_3 (111 mg, 0.342 mmol) were suspended in DMF (0.5 mL). The reaction was heated at 80° C. for an hour. The mixture was cooled and extracted (2 mL each of H_2O and EtOAc). The aqueous layer was extracted again with EtOAc (2 mL). The combined organic layer was filtered through a plug of MgSO_4 . The solvents were removed, then the resulting oil was re-dissolved in HCl (4M in dioxane) (0.5 mL, 2.000 mmol). The reaction was stirred at room temperature overnight. The mixture was purified by preparative LC/MS. After lyophilization, the product was re-dissolved in THF (0.3 mL) and stirred with 1 M NaOH (100 μL) overnight. The reaction was then made acidic by addition of 1 M HCl (200 μL). The reaction was extracted (2 mL each of H_2O and EtOAc). The aqueous layer was extracted again with EtOAc (2 mL). The combined organic layer was filtered through a plug of MgSO_4 and concentrated to give the title compound (3.5 mg), one of the two regioisomers, as a colorless oil. LCMS m/z =477.4 [M+H]⁺.

Example 1.50

Preparation of 2-(((1s,4s)-4-((3-(3-Hydroxypropyl)-4-phenyl-5-p-tolyl-1H-pyrazol-1-yl)methyl)cyclohexyl)methoxy)acetic Acid (Compound 289)

[0704] The title compound was isolated as one of the two regioisomers from Example 1.49, Step C, to give an oil. LCMS m/z =477.5 [M+H]⁺.

Example 1.51

Preparation of 2-(((1s,4s)-4-((5-(2-fluoro-4-methylphenyl)-3-methyl-4-phenyl-1H-pyrazol-1-yl)methyl)cyclohexyl)methoxy)acetic Acid (Compound 286)

Step A: Preparation of tert-Butyl 2-(((1s,4s)-4-((5-(2-Fluoro-4-methylphenyl)-3-methyl-4-phenyl-1H-pyrazol-1-yl)methyl)cyclohexyl)methoxy)acetate

[0705] 3-(2-Fluoro-4-methylphenyl)-5-methyl-4-phenyl-1H-pyrazole (2.82 g, 10.59 mmol) was dissolved in dry DMF (40 mL). Cs_2CO_3 (6.90 g, 21.18 mmol) and tert-butyl 2-(((1s,4s)-4-(tosyloxymethyl)cyclohexyl)methoxy)acetate (4.37 g, 10.59 mmol) were added. The reaction was heated to 80° C. and stirred at this temperature for 1 h. The reaction was cooled and extracted (100 mL each of H_2O and EtOAc). The aqueous layer was extracted again with EtOAc (100 mL). The combined organic layer was back extracted once with H_2O /Brine (200 mL). The organic layer was dried, concentrated, and the residue was purified by chromatography to give the title compound (3.2 g), a mixture of regioisomers, as a colorless oil. LCMS m/z =507.2 [M+H]⁺.

Step B: Preparation of 2-(((1s,4s)-4-((5-(2-Fluoro-4-methylphenyl)-3-methyl-4-phenyl-1H-pyrazol-1-yl)methyl)cyclohexyl)methoxy)acetic Acid

[0706] tert-Butyl 2-(((1s,4s)-4-((3-(2-fluoro-4-methylphenyl)-5-methyl-4-phenyl-1H-pyrazol-1-yl)methyl)cyclo-

hexyl)methoxy)acetate (3.2 g, 6.32 mmol) was dissolved in HCl (4M in dioxane) (50.0 mL, 200 mmol). The reaction was stirred overnight at room temperature. The solvent was removed and the residue was purified by HPLC to give the title compound as a colorless oil (746 mg). LCMS m/z =451.3 [M+H]⁺; ¹H NMR (400 MHz, DMSO- d_6) δ ppm 1.08-1.20 (m, 4H), 1.22-1.37 (m, 4H), 1.57-1.69 (m, 1H), 1.90-1.97 (m, 1H), 2.23 (s, 3H), 2.35 (s, 3H), 3.22 (d, J=6.82 Hz, 2H), 3.71-3.87 (m, 2H), 3.92 (s, 2H), 7.04-7.11 (m, 4H), 7.11-7.20 (m, 2H), 7.24 (t, J=7.33 Hz, 2H).

Example 1.52

Preparation of 2-(((1s,4s)-4-(3-(4-Chlorophenyl)-5-ethyl-4-phenyl-1H-pyrazol-1-yl)methyl)cyclohexyl)methoxy)acetic Acid (Compound 163)

Step A: Preparation of 1-(Dimethylamino)-2-phenylpent-1-en-3-one

[0707] To a solution of 1-phenylbutan-2-one (5.00 g, 33.7 mmol) in DMF (80.0 mL) was added 1,1-dimethoxy-N,N-dimethylmethanamine (6.03 g, 50.6 mmol). The resulting mixture was stirred at 90° C. for 16 h. Upon completion, the reaction mixture was quenched with water (40.0 mL), extracted with EtOAc (4×50.0 mL), and washed with brine. The combined organics were dried over MgSO_4 , filtered, and concentrated to give a brown oil. This brown oil was purified by flash chromatography to give the title compound as a yellow oil (3.32 g). ¹H NMR (400 MHz, CDCl_3) δ ppm 0.97 (t, J=7.32 Hz, 3H), 2.19 (q, J=7.49 Hz, 2H), 2.67 (s, 6H), 7.14-7.41 (m, 5H), 7.61 (s, 1H).

Step B: Preparation of 5-Ethyl-4-phenyl-1H-pyrazole

[0708] To a mixture of 1-(dimethylamino)-2-phenylpent-1-en-3-one (3.32 g, 16.33 mmol) in EtOH (80.0 mL) was added hydrazine hydrate (1.58 mL, 32.66 mmol). The resulting mixture was stirred at 80° C. for 3 h. The reaction mixture was cooled to room temperature and concentrated to give a solid. The solid was re-crystallized, using 20% ethanol in water to give the title compound as a white solid (2.81 g). LCMS m/z =173 [M+H]⁺; ¹H NMR (400 MHz, CDCl_3) δ ppm 1.31 (t, J=7.58 Hz, 3H), 2.88 (q, J=7.58 Hz, 2H), 7.22-7.30 (m, 1H), 7.35-7.42 (m, 4H).

Step C: Preparation of 3-Bromo-5-ethyl-4-phenyl-1H-pyrazole

[0709] To a solution of 5-ethyl-4-phenyl-1H-pyrazole (3.34 g, 19.39 mmol) in dichloromethane (111.0 mL), was added bromine (1.49 mL, 29.09 mmol) at 25° C. The reaction was stirred at room temperature for 72 h and quenched with NaOH (aq.) to pH 12. The organics were separated. The aqueous layer was extracted again with DCM (3×). The combined organics were washed with brine, dried (MgSO_4), filtered and concentrated to give a red oil. This oil was purified by flash chromatography to give the title compound as a yellow oil (2.84 g). LCMS m/z =251.2 [M+H]⁺.

Step D: Preparation of tert-Butyl 2-(((1s,4s)-4-((3-Bromo-5-ethyl-4-phenyl-1H-pyrazol-1-yl)methyl)cyclohexyl)methoxy)acetate

[0710] To a solution of 3-bromo-5-ethyl-4-phenyl-1H-pyrazole (0.364 g, 1.451 mmol) in DMF (5.0 mL), was slowly added 60% sodium hydride (0.070 g, 1.740 mmol). The solu-

tion was allowed to stir for a total of 20 min, before a mixture of tert-butyl 2-(((1s,4s)-4-(tosyloxymethyl)cyclohexyl)methoxy)acetate (0.598 g, 1.450 mmol) in DMF (1.0 mL) was added. The reaction mixture was then stirred at 45° C. for 12 h. Upon completion, the reaction mixture was quenched with water and extracted with EtOAc (4×). The combined organics were dried over MgSO₄, filtered, and concentrated to give a brown oil. This brown oil was purified by flash chromatography to give the title compound as a yellow oil (0.213 g). LCMS *m/z*=491.4, 493.5 [M+H]⁺; ¹H NMR (400 MHz, CDCl₃) δ ppm 1.13-1.29 (m, 4H), 1.27-1.41 (m, 2H), 1.43-1.62 (m, 13H), 1.79-1.93 (m, 2H), 2.09-2.25 (m, 1H), 2.76 (q, J=7.58 Hz, 2H), 3.39-3.50 (m, 2H), 3.84-4.05 (m, 4H), 7.20-7.28 (m, 2H), 7.33-7.39 (m, 1H), 7.45-7.54 (m, 2H)

Step E: Preparation of tert-Butyl 2-(((1s,4s)-4-((3-(4-Chlorophenyl)-5-ethyl-4-phenyl-1H-pyrazol-1-yl)methyl)cyclohexyl)methoxy)acetate

[0711] To a solution of 4-chlorophenylboronic acid (0.019 g, 0.122 mmol), tert-butyl 2-(((1s,4s)-4-((3-bromo-5-ethyl-4-phenyl-1H-pyrazol-1-yl)methyl)cyclohexyl)methoxy)acetate (0.060 g, 0.122 mmol), tetrakis(triphenylphosphine) palladium (0) (0.004 g, 0.004 mmol) in benzene (3.0 mL) and EtOH (1.0 mL) was added sodium carbonate (0.122 mL, 0.244 mmol). The reaction mixture was then heated in a microwave at 130° C. for 1 h. Upon completion, the reaction mixture was diluted with water and extracted with EtOAc (3×). The combined organics were dried over MgSO₄, filtered, and concentrated to give a yellow oil. This yellow oil was re-suspended in ACN/H₂O and purified by HPLC to give the title compound as a white solid (0.032 g). LCMS *m/z*=523.4, 525.8 [M+H]⁺.

Step F: Preparation of 2-(((1s,4s)-4-((3-(4-Chlorophenyl)-5-ethyl-4-phenyl-1H-pyrazol-1-yl)methyl)cyclohexyl)methoxy)acetic Acid

[0712] To a solution of tert-butyl 2-(((1s,4s)-4-((3-(4-chlorophenyl)-5-ethyl-4-phenyl-1H-pyrazol-1-yl)methyl)cyclohexyl)methoxy)acetate (0.032 g, 0.060 mmol) in DCM (2.0 mL) was added 4M HCl in dioxane (0.151 mL, 0.602 mmol). The resulting reaction mixture was stirred at 25° C. for 16 h. The reaction was concentrated to give a yellow oil. This yellow oil was then re-suspended in ACN/H₂O and purified by HPLC to give the title compound as a white solid (0.004 g). LCMS *m/z*=467.5 [M+H]⁺.

Example 1.53

Preparation of 2-(((1s,4s)-4-(3-(3,4-difluorophenyl)-5-ethyl-4-phenyl-1H-pyrazol-1-yl)methyl)cyclohexyl)methoxy)acetic Acid (Compound 284)

Step A: Preparation of tert-Butyl 2-(((1s,4s)-4-((3-(3,4-Difluorophenyl)-5-ethyl-4-phenyl-1H-pyrazol-1-yl)methyl)cyclohexyl)methoxy)acetate

[0713] From 3,4-difluorophenylboronic acid and tert-butyl 2-(((1s,4s)-4-((3-bromo-5-ethyl-4-phenyl-1H-pyrazol-1-yl)methyl)cyclohexyl)methoxy)acetate, using a similar method

to the one described in Example 1.52, Step E, the title compound was obtained as a white solid. LCMS *m/z*=525.5 [M+H]⁺.

Step B: 2-(((1s,4s)-4-(3-(3,4-Difluorophenyl)-5-ethyl-4-phenyl-1H-pyrazol-1-yl)methyl)cyclohexyl)methoxy)acetic Acid

[0714] From tert-butyl 2-(((1s,4s)-4-(3-(3,4-difluorophenyl)-5-ethyl-4-phenyl-1H-pyrazol-1-yl)methyl)cyclohexyl)methoxy)acetate, using a similar method to the one described in Example 1.52, Step F, the title compound was obtained as a white solid. LCMS *m/z*=469.5 [M+H]⁺.

Example 1.54

Preparation of 2-(((1s,4s)-4-((5-Ethyl-3-(4-fluorophenyl)-4-phenyl-1H-pyrazol-1-yl)methyl)cyclohexyl)methoxy)acetic Acid (Compound 164)

Step A: Preparation of tert-Butyl 2-(((1s,4s)-4-((5-Ethyl-3-(4-fluorophenyl)-4-phenyl-1H-pyrazol-1-yl)methyl)cyclohexyl)methoxy)acetate

[0715] From 4-difluorophenylboronic acid and tert-butyl 2-(((1s,4s)-4-((3-bromo-5-ethyl-4-phenyl-1H-pyrazol-1-yl)methyl)cyclohexyl)methoxy)acetate, using a similar method to the one described in Example 1.52, Step E, the title compound was obtained as a white solid. LCMS *m/z*=507.4 [M+H]⁺.

Step B: Preparation of 2-(((1s,4s)-4-((5-Ethyl-3-(4-fluorophenyl)-4-phenyl-1H-pyrazol-1-yl)methyl)cyclohexyl)methoxy)acetic Acid

[0716] From tert-butyl 2-(((1s,4s)-4-((5-ethyl-3-(4-fluorophenyl)-4-phenyl-1H-pyrazol-1-yl)methyl)cyclohexyl)methoxy)acetate, using a similar method to the one described in Example 1.52, Step F, the title compound was obtained as a white solid. LCMS *m/z*=451.3 [M+H]⁺.

Example 1.55

Preparation of 2-(((1s,4s)-4-((5-Ethyl-3-(2-fluoro-4-methoxyphenyl)-4-phenyl-1H-pyrazol-1-yl)methyl)cyclohexyl)methoxy)acetic Acid (Compound 165)

Step A: Preparation of tert-Butyl 2-(((1s,4s)-4-((5-Ethyl-3-(2-fluoro-4-methoxyphenyl)-4-phenyl-1H-pyrazol-1-yl)methyl)cyclohexyl)methoxy)acetate

[0717] To a solution of 2-fluoro-4-methoxyphenylboronic acid (0.021 g, 0.122 mmol), tert-butyl 2-(((1s,4s)-4-((3-bromo-5-ethyl-4-phenyl-1H-pyrazol-1-yl)methyl)cyclohexyl)methoxy)acetate (0.060 g, 0.122 mmol), aq. Na₂CO₃ (2 M solution, 0.122 mL, 0.244 mmol), and Pd(PPh₃)₄ (0.004 g, 0.004 mmol) in EtOH (1.0 mL) and benzene (3.0 mL). The reaction mixture was then heated in a microwave at 130° C. for 1 h. Upon completion, the reaction mixture was quenched with H₂O and extracted with EtOAc (2×). The combined organics layers were dried over MgSO₄, filtered and concen-

trated to give the title compound as a yellow oil without further purification. LCMS m/z =537.5 $[M+H]^+$.

Step B: Preparation of 2-(((1s,4s)-4-((5-Ethyl-3-(2-fluoro-4-methoxyphenyl)-4-phenyl-1H-pyrazol-1-yl)methyl)cyclohexyl)methoxy)acetic Acid

[0718] To tert-butyl 2-(((1s,4s)-4-((5-ethyl-3-(2-fluoro-4-methoxyphenyl)-4-phenyl-1H-pyrazol-1-yl)methyl)cyclohexyl)methoxy)acetate obtained was added 4 M HCl (0.610 mL, 2.44 mmol) in 1,4-dioxane. The reaction mixture was stirred at 40° C. for 6 h. The reaction mixture was concentrated and the residue was purified by HPLC to give the title compound (0.005 g) as a white solid. LCMS m/z =481.2 $[M+H]^+$.

Example 1.56

Preparation of 2-(((1s,4s)-4-((5-Ethyl-3-(4-methoxyphenyl)-4-phenyl-1H-pyrazol-1-yl)methyl)cyclohexyl)methoxy)acetic Acid (Compound 166)

[0719] From 4-methoxyphenylboronic acid and tert-butyl 2-(((1s,4s)-4-(3-bromo-5-ethyl-4-phenyl-1H-pyrazol-1-yl)methyl)cyclohexyl)methoxy)acetate, using a similar method to the one described in Example 1.55, the title compound was obtained as a white solid. LCMS m/z =463.4 $[M+H]^+$.

Example 1.57

Preparation of 2-(((1s,4s)-4-((5-Ethyl-3-(2-fluoro-4-methylphenyl)-4-phenyl-1H-pyrazol-1-yl)methyl)cyclohexyl)methoxy)acetic Acid (Compound 167)

[0720] From 2-fluoro-4-methylphenylboronic acid and tert-butyl 2-(((1s,4s)-4-((3-bromo-5-ethyl-4-phenyl-1H-pyrazol-1-yl)methyl)cyclohexyl)methoxy)acetate, using a similar method to the one described in Example 1.55, the title compound was obtained as a white solid. LCMS m/z =465.2 $[M+H]^+$.

Example 1.58

Preparation of 2-(((1s,4s)-4-((5-Ethyl-4-phenyl-3-p-tolyl-1H-pyrazol-1-yl)methyl)cyclohexyl)methoxy)acetic Acid (Compound 168)

[0721] From p-tolylboronic acid and tert-butyl 2-(((1s,4s)-4-((3-bromo-5-ethyl-4-phenyl-1H-pyrazol-1-yl)methyl)cyclohexyl)methoxy)acetate, using a similar method to the one described in Example 1.55, the title compound was obtained as a white solid. LCMS m/z =447.5 $[M+H]^+$.

Example 1.59

Preparation of 2-(((1s,4s)-4-((5-Ethyl-3-(4-hydroxyphenyl)-4-phenyl-1H-pyrazol-1-yl)methyl)cyclohexyl)methoxy)acetic Acid (Compound 175)

[0722] From 4-hydroxyphenylboronic acid and tert-butyl 2-(((1s,4s)-4-(3-bromo-5-ethyl-4-phenyl-1H-pyrazol-1-yl)methyl)cyclohexyl)methoxy)acetate, using a similar method

to the one described in Example 1.55. The title compound was obtained as a white solid. LCMS m/z =449.3 $[M+H]^+$.

Example 1.60

Preparation of 2-(((1s,4s)-4-((3-(4-Chloro-3-fluorophenyl)-5-ethyl-4-phenyl-1H-pyrazol-1-yl)methyl)cyclohexyl)methoxy)acetic Acid (Compound 176)

[0723] From 4-chloro-3-fluorophenylboronic acid and tert-butyl 2-(((1s,4s)-4-(3-bromo-5-ethyl-4-phenyl-1H-pyrazol-1-yl)methyl)cyclohexyl)methoxy)acetate, using a similar method to the one described in Example 1.55. The title compound was obtained as a white solid. LCMS m/z =485.4 $[M+H]^+$.

Example 1.61

Preparation of 2-(((1s,4s)-4-((4-(3-Methoxyphenyl)-3-phenyl-5-propyl-1H-pyrazol-1-yl)methyl)cyclohexyl)methoxy)acetic Acid (Compound 202)

Step A: Preparation of 3-Phenyl-5-propyl-1H-pyrazole

[0724] To a solution of acetophenone (4.87 mL, 41.6 mmol) in dry toluene (5.0 mL) cooled to 0° C. was added LiHMDS (41.6 mL, 41.6 mmol). The resulting mixture was stirred at 0° C. for 5 min before butyryl chloride (4.36 mL, 41.6 mmol) was added in portions. After the addition of the butyryl chloride, the ice bath was then removed before AcOH (2.0 mL) and EtOH (10.0 mL) were added to form a homogeneous mixture, then hydrazine hydrate (3.03 mL, 62.4 mmol) was added. The resulting mixture was heated to reflux. After 30 min, the reaction mixture was quenched with 1.0 M NaOH solution, extracted with EtOAc and washed with brine. The combined organics were dried over $MgSO_4$, filtered, and concentrated to give an orange oil. This orange oil was purified by silica gel flash chromatography to give the title compound as a yellow oil (3.83 g). LCMS m/z =187.2 $[M+H]^+$; 1H NMR (400 MHz, $CDCl_3$) δ ppm 0.92 (t, J =7.33 Hz, 3H), 1.58-1.71 (m, 2H), 2.57 (t, J =7.58 Hz, 2H), 6.34 (s, 1H), 7.22-7.39 (m, 3H), 7.72 (d, J =7.83 Hz, 2H).

Step B: Preparation of
4-Bromo-3-phenyl-5-propyl-1H-pyrazole

[0725] To a solution of 3-phenyl-5-propyl-1H-pyrazole (3.83 g, 20.56 mmol) in dichloromethane (118.0 mL) was added bromine (1.05 mL, 20.56 mmol) at 25° C. The reaction mixture was stirred at room temperature for 16 h. The reaction mixture was then quenched with 2 M Na_2CO_3 (aq.) to pH 12 and the organics were separated. The aqueous layer was extracted with DCM (thrice). The combined organics were washed with brine, dried over $MgSO_4$, filtered and concentrated to give a red oil. This oil was purified by silica gel flash chromatography to give the title compound as a yellow oil (3.44 g). LCMS m/z =265.1, 267.1 $[M+H]^+$; 1H NMR (400 MHz, $CDCl_3$) δ ppm 0.97 (t, J =7.33 Hz, 3H), 1.63-1.74 (m, 2H), 2.57 (t, J =7.58 Hz, 2H), 7.37-7.48 (m, 3H), 7.77-7.82 (m, 2H).

Step C: Preparation of tert-Butyl 2-(((1s,4s)-4-((4-Bromo-3-phenyl-5-propyl-1H-pyrazol-1-yl)methyl)cyclohexyl)methoxy)acetate

[0726] To a solution of 4-bromo-3-phenyl-5-propyl-1H-pyrazole (1.00 g, 3.77 mmol) in DMF (13.0 mL) was slowly

added 60% sodium hydride (0.181 g, 4.53 mmol). The solution was allowed to stir for a total of 20 min, before a mixture of tert-butyl 2-(((1s,4s)-4-(tosyloxymethyl)cyclohexyl)methoxy)acetate (1.556 g, 3.77 mmol) in DMF (2.0 mL) was added. The reaction mixture was then stirred at 45° C. for 12 h, quenched with water and extracted with EtOAc (4 times). The combined organics were dried over MgSO₄, filtered, and concentrated to give a brown oil. This brown oil was purified by silica gel flash chromatography to give the title compound as a yellow oil (1.501 g). LCMS m/z=505.4, 507.4 [M+H]⁺; ¹H NMR (400 MHz, CDCl₃) δ ppm 1.02 (t, J=7.45 Hz, 3H), 1.29-1.41 (m, 2H), 1.43-1.59 (m, 15H), 1.65 (d, J=7.83 Hz, 2H), 1.82-1.94 (m, 1H), 2.13-2.24 (m, 1H), 2.66 (t, J=7.83 Hz, 2H), 3.46 (d, J=7.07 Hz, 2H), 3.95 (s, 2H), 4.00 (d, J=7.58 Hz, 2H), 7.33 (d, J=7.58 Hz, 1H), 7.40 (t, J=7.45 Hz, 2H), 7.84-7.89 (m, 2H).

Step D: Preparation of tert-Butyl 2-(((1s,4s)-4-((4-(3-Methoxyphenyl)-3-phenyl-5-propyl-1H-pyrazol-1-yl)methyl)cyclohexyl)methoxy)acetate

[0727] To a solution of 3-methoxyphenylboronic acid (0.029 g, 0.194 mmol), tert-butyl 2-(((1s,4s)-4-((4-bromo-3-phenyl-5-propyl-1H-pyrazol-1-yl)methyl)cyclohexyl)methoxy)acetate (0.098 g, 0.194 mmol), aq. Na₂CO₃ (2 M solution, 0.194 mL, 0.388 mmol), and Pd(PPh₃)₄ (0.004 g, 0.007 mmol) in EtOH (1.0 mL) and benzene (3.0 mL). The reaction mixture was then heated in a microwave at 130° C. for 1 h, quenched with H₂O and extracted with EtOAc (2×). The combined organics layers were dried over MgSO₄, filtered and concentrated to give the title compound as a yellow oil without purification. LCMS m/z=533.4 [M+H]⁺.

Step E: Preparation of 2-(((1s,4s)-4-((4-(3-Methoxyphenyl)-3-phenyl-5-propyl-1H-pyrazol-1-yl)methyl)cyclohexyl)methoxy)acetic Acid

[0728] To tert-butyl 2-(((1s,4s)-4-((4-(3-methoxyphenyl)-3-phenyl-5-propyl-1H-pyrazol-1-yl)methyl)cyclohexyl)methoxy)acetate obtained was added 4 M HCl (0.969 mL, 3.88 mmol) in 1,4-dioxane. The resulting reaction mixture was stirred at 25° C. for 4 h. The reaction was concentrated to give a yellow oil. This yellow oil was purified by HPLC to give the title compound (0.026 g) as a white solid. LCMS m/z=477.4 [M+H]⁺; ¹H NMR (400 MHz, CDCl₃) δ ppm 0.87 (t, J=7.33 Hz, 3H), 1.33-1.62 (m, 9H), 1.86-1.97 (m, 1H), 2.17-2.29 (m, 1H), 2.54-2.62 (m, 2H), 3.50-3.55 (m, 2H), 3.72 (s, 3H), 3.86 (s, 1H), 4.02-4.13 (m, 4H), 6.70-6.86 (m, 3H), 7.15-7.27 (m, 4H), 7.34-7.43 (m, 2H).

Example 1.62

Preparation of 2-(((1s,4s)-4-((4-(3-Fluorophenyl)-3-phenyl-5-propyl-1H-pyrazol-1-yl)methyl)cyclohexyl)methoxy)acetic Acid (Compound 203)

[0729] From 3-fluorophenylboronic acid tert-butyl 2-(((1s,4s)-4-((4-bromo-3-phenyl-5-propyl-1H-pyrazol-1-yl)methyl)cyclohexyl)methoxy)acetate, using a similar method to the one described in Example 1.61, Step D & E, the title compound was obtained as a white solid. LCMS m/z=465.2 [M+H]⁺.

Example 1.63

Preparation of 2-(((1s,4s)-4-((4-(3-Chlorophenyl)-3-phenyl-5-propyl-1H-pyrazol-1-yl)methyl)cyclohexyl)methoxy)acetic Acid (Compound 204)

[0730] From 3-chlorophenylboronic acid and tert-butyl 2-(((1s,4s)-4-((4-bromo-3-phenyl-5-propyl-1H-pyrazol-1-

yl)methyl)cyclohexyl)methoxy)acetate, using a similar method to the one described in Example 1.62, the title compound was obtained as a white solid. LCMS m/z=481.3 [M+H]⁺.

Example 1.64

Preparation of 2-(((1s,4s)-4-((3-Phenyl-5-propyl-4-m-tolyl-1H-pyrazol-1-yl)methyl)cyclohexyl)methoxy)acetic Acid (Compound 205)

[0731] From m-tolylboronic acid and tert-butyl 2-(((1s,4s)-4-((4-bromo-3-phenyl-5-propyl-1H-pyrazol-1-yl)methyl)cyclohexyl)methoxy)acetate, using a similar method to the one described in Example 1.62, the title compound was obtained as a white solid. LCMS m/z=461.5 [M+H]⁺.

Example 1.65

Preparation of 2-(((1s,4s)-4-((4-(2-Fluoro-3-methoxyphenyl)-3-phenyl-5-propyl-1H-pyrazol-1-yl)methyl)cyclohexyl)methoxy)acetic Acid (Compound 206)

[0732] From 2-fluoro-3-methoxyphenylboronic acid and tert-butyl 2-(((1s,4s)-4-((4-bromo-3-phenyl-5-propyl-1H-pyrazol-1-yl)methyl)cyclohexyl)methoxy)acetate, using a similar method to the one described in Example 1.62, the title compound was obtained as a white solid. LCMS m/z=495.5 [M+H]⁺.

Example 1.66

Preparation of 2-(((1s,4s)-4-((4-(2,3-Difluorophenyl)-3-phenyl-5-propyl-1H-pyrazol-1-yl)methyl)cyclohexyl)methoxy)acetic Acid (Compound 207).

[0733] From 2,3-difluorophenylboronic acid and tert-butyl 2-(((1s,4s)-4-((4-bromo-3-phenyl-5-propyl-1H-pyrazol-1-yl)methyl)cyclohexyl)methoxy)acetate, using a similar method to the one described in Example 1.62, the title compound was obtained as a white solid. LCMS m/z=483.4 [M+H]⁺.

Example 1.67

Preparation of 2-(((1s,4s)-4-((4-(3-Chloro-2-fluorophenyl)-3-phenyl-5-propyl-1H-pyrazol-1-yl)methyl)cyclohexyl)methoxy)acetic Acid (Compound 208)

[0734] From 3-chloro-2-fluorophenylboronic acid and tert-butyl 2-(((1s,4s)-4-((4-bromo-3-phenyl-5-propyl-1H-pyrazol-1-yl)methyl)cyclohexyl)methoxy)acetate, using a similar method to the one described in Example 1.62, the title compound was obtained as a white solid. LCMS m/z=499.7 [M+H]⁺.

Example 1.68

Preparation of 2-(((1s,4s)-4-((4-(2-Fluoro-3-methoxyphenyl)-3-phenyl-5-propyl-1H-pyrazol-1-yl)methyl)cyclohexyl)methoxy)acetic Acid (Compound 209)

[0735] From 2-fluoro-3-methylphenylboronic acid and tert-butyl 2-(((1s,4s)-4-((4-bromo-3-phenyl-5-propyl-1H-pyrazol-1-yl)methyl)cyclohexyl)methoxy)acetate, using a

similar method to the one described in Example 1.62, the title compound was obtained as a white solid. LCMS m/z =479.6 $[M+H]^+$.

Example 1.69

Preparation of 2-(((1s,4s)-4-((4-(2-Fluoro-3-hydroxyphenyl)-3-phenyl-5-propyl-1H-pyrazol-1-yl)methyl)cyclohexyl)methoxy)acetic Acid (Compound 211)

[0736] From 2-fluoro-3-hydroxyphenylboronic acid and tert-butyl 2-(((1s,4s)-4-((4-bromo-3-phenyl-5-propyl-1H-pyrazol-1-yl)methyl)cyclohexyl)methoxy)acetate, using a similar method to the one described in Example 1.62, the title compound was obtained as a white solid. LCMS m/z =481.3 $[M+H]^+$.

Example 1.70

Preparation of 2-(((1s,4s)-4-((5-(4-Fluorophenyl)-4-phenyl-3-propyl-1H-pyrazol-1-yl)methyl)cyclohexyl)methoxy)acetic Acid (Compound 223)

Step A: Preparation of 1-(Dimethylamino)-2-phenylhex-1-en-3-one

[0737] To a solution of 1-phenylpentan-2-one (5.00 g, 30.8 mmol) in dry DMF (80.0 mL) was added 1,1-dimethoxy-N,N-dimethylmethanamine (6.16 mL, 46.2 mmol). The resulting mixture was heated at 90° C. After 16 h, the reaction mixture was quenched with water, extracted with EtOAc (3×) and washed with brine. The combined organics were dried over $MgSO_4$, filtered, and concentrated to give a yellow oil. This yellow oil was purified by silica gel flash chromatography to give the title compound as a yellow oil (3.51 g). 1H NMR (400 MHz, $CDCl_3$) δ ppm 0.76-0.83 (m, 3H), 0.83-0.89 (m, 2H), 2.11-2.19 (m, 2H), 2.62-2.71 (m, 6H), 7.15-7.42 (m, 5H), 7.61 (s, 1H).

Step B: Preparation of 4-Phenyl-5-propyl-1H-pyrazole

[0738] To a solution of 1-(dimethylamino)-2-phenylhex-1-en-3-one (3.51 g, 16.2 mmol) in ethanol (80.0 mL), was added hydrazine hydrate (1.57 mL, 32.4 mmol). The reaction mixture was stirred at 80° C. After 3 h, the reaction mixture was cooled to room temperature, concentrated under reduced pressure and crystallized in 20% ethanol/ H_2O to give the title compound as a white solid (3.01 g). LCMS m/z =187.1 $[M+H]^+$; 1H NMR (400 MHz, $CDCl_3$) δ ppm 0.92-1.00 (m, 3H), 1.64-1.76 (m, 2H), 2.75-2.84 (m, 2H), 7.36-7.41 (m, 5H), 7.65 (s, 1H).

Step C: Preparation of 3-Bromo-4-phenyl-5-propyl-1H-pyrazole

[0739] To a solution of 4-phenyl-5-propyl-1H-pyrazole (1.43 g, 7.68 mmol) in acetonitrile (38.0 mL), was added N-bromosuccinimide (1.50 g, 8.45 mmol). The reaction mixture was stirred at 82° C. After 16 h, the reaction mixture was quenched with 2 M Na_2CO_3 (aq.) to pH 12 and the organics were separated. The aqueous layer was extracted with EtOAc (3×). The combined organics were dried over $MgSO_4$, filtered and concentrated to give a dark oil. This oil was purified by

silica gel flash chromatography to give the title compound as a yellow oil (0.310 g). LCMS m/z =265.1, 267.1 $[M+H]^+$.

Step D: Preparation of tert-Butyl 2-(((1s,4s)-4-((3-Bromo-4-phenyl-5-propyl-1H-pyrazol-1-yl)methyl)cyclohexyl)methoxy)acetate and tert-Butyl 2-(((1s,4s)-4-((5-Bromo-4-phenyl-3-propyl-1H-pyrazol-1-yl)methyl)cyclohexyl)methoxy)acetate

[0740] To a solution of 3-bromo-4-phenyl-5-propyl-1H-pyrazole (0.940 g, 3.55 mmol) in DMF (12.0 mL), was slowly added 60% sodium hydride (0.170 g, 4.25 mmol). The solution was stirred for a total of 20 min, before a mixture of tert-butyl 2-(((1s,4s)-4-(tosyloxymethyl)cyclohexyl)methoxy)acetate (1.463 g, 3.55 mmol) in DMF (2.0 mL) was added. The reaction mixture was then stirred at 45° C. for 12 h, quenched with water and extracted with EtOAc (4×). The combined organics were dried over $MgSO_4$, filtered, and concentrated to give a brown oil. This brown oil was purified by silica gel flash chromatography to give a mixture of regioisomers, the title compounds as a yellow oil (1.219 g). LCMS m/z =505.4 $[M+H]^+$; 1H NMR (400 MHz, $CDCl_3$) δ ppm 0.85 (t, J =7.33 Hz, 3H), 1.32-1.63 (m, 18H), 1.76-1.93 (m, 2H), 2.17-2.29 (m, 1H), 2.56-2.64 (m, 2H), 3.45 (d, J =6.82 Hz, 2H), 3.95 (s, 2H), 4.05-4.14 (m, 2H), 7.28-7.35 (m, 3H), 7.36-7.43 (m, 2H).

Step E: Preparation of tert-Butyl 2-(((1s,4s)-4-((5-(4-Fluorophenyl)-4-phenyl-3-propyl-1H-pyrazol-1-yl)methyl)cyclohexyl)methoxy)acetate and tert-Butyl 2-(((1s,4s)-4-((3-(4-Fluorophenyl)-4-phenyl-5-propyl-1H-pyrazol-1-yl)methyl)cyclohexyl)methoxy)acetate

[0741] To a solution of 4-fluorophenylboronic acid (0.032 g, 0.231 mmol), a mixture of regioisomers, tert-butyl 2-(((1s,4s)-4-((3-bromo-4-phenyl-5-propyl-1H-pyrazol-1-yl)methyl)cyclohexyl)methoxy)acetate and tert-butyl 2-(((1s,4s)-4-((5-bromo-4-phenyl-3-propyl-1H-pyrazol-1-yl)methyl)cyclohexyl)methoxy)acetate (0.117 g, 0.231 mmol), aq. Na_2CO_3 (2 M solution, 0.231 mL, 0.463 mmol), and $Pd(PPh_3)_4$ (0.008 g, 0.007 mmol) in EtOH (1.0 mL) and benzene (3.0 mL). The reaction mixture was then heated under microwave at 130° C. for 1 h, quenched with H_2O and extracted with EtOAc (2×). The combined organics layers were dried over $MgSO_4$, filtered and concentrated to give a mixture of regioisomers, the title compounds as a yellow oil without further purification. LCMS m/z =521.7 $[M+H]^+$.

Step F: Preparation of 2-(((1s,4s)-4-((5-(4-Fluorophenyl)-4-phenyl-3-propyl-1H-pyrazol-1-yl)methyl)cyclohexyl)methoxy)acetic Acid

[0742] To a mixture of regioisomers, tert-Butyl 2-(((1s,4s)-4-((5-(4-Fluorophenyl)-4-phenyl-3-propyl-1H-pyrazol-1-yl)methyl)cyclohexyl)methoxy)acetate and tert-Butyl 2-(((1s,4s)-4-((3-(4-Fluorophenyl)-4-phenyl-5-propyl-1H-pyrazol-1-yl)methyl)cyclohexyl)methoxy)acetate obtained was added 4 M HCl (1.16 mL, 4.63 mmol) in 1,4-dioxane. The resulting reaction mixture was stirred at 25°. After 4 h, the reaction mixture concentrated to give a yellow oil. This yellow

low oil was purified by HPLC to give the title compound (0.019 g) as a white solid. LCMS m/z =465.3 $[M+H]^+$.

Example 1.71

Preparation of 2-(((1s,4s)-4-(3-(4-Fluorophenyl)-4-phenyl-5-propyl-1H-pyrazol-1-yl)methyl)cyclohexyl)methoxy)acetic Acid (Compound 224)

[0743] From a mixture of regioisomers, tert-butyl 2-(((1s,4s)-4-(5-(4-fluorophenyl)-4-phenyl-3-propyl-1H-pyrazol-1-yl)methyl)cyclohexyl)methoxy)acetate and tert-butyl 2-(((1s,4s)-4-(3-(4-fluorophenyl)-4-phenyl-5-propyl-1H-pyrazol-1-yl)methyl)cyclohexyl)methoxy)acetate, using a similar method to the one described in Example 1.70, Step F, the title compound was obtained as a second isomer. LCMS m/z =465.3 $[M+H]^+$; 1H NMR (400 MHz, $CDCl_3$) δ ppm 0.87 (t, J =7.26 Hz, 3H), 1.16-1.30 (m, 1H), 1.33-1.68 (m, 8H), 1.94 (s, 2H), 2.21 (s, 1H), 2.52-2.64 (m, 2H), 3.53 (d, J =6.95 Hz, 2H), 3.97-4.19 (m, 4H), 6.91 (t, J =8.72 Hz, 2H), 7.13-7.19 (m, 2H), 7.28-7.39 (m, 5H).

Example 1.72

Preparation of 2-(((1s,4s)-4-(5-(4-Chloro-3-fluorophenyl)-4-phenyl-3-propyl-1H-pyrazol-1-yl)methyl)cyclohexyl)methoxy)acetic Acid (Compound 225)

[0744] From 4-chloro-3-fluorophenylboronic acid and a mixture of regioisomers, tert-butyl 2-(((1s,4s)-4-(3-bromo-4-phenyl-5-propyl-1H-pyrazol-1-yl)methyl)cyclohexyl)methoxy)acetate and tert-butyl 2-(((1s,4s)-4-(5-bromo-4-phenyl-3-propyl-1H-pyrazol-1-yl)methyl)cyclohexyl)methoxy)acetate, using a similar method to the one described in Example 1.70, Step E & F, the title compound was obtained as a white solid. LCMS m/z =499.6 $[M+H]^+$.

Example 1.73

Preparation of 2-(((1s,4s)-4-(3-(4-Chloro-3-fluorophenyl)-4-phenyl-5-propyl-1H-pyrazol-1-yl)methyl)cyclohexyl)methoxy)acetic Acid (Compound 226)

[0745] From 4-chloro-3-fluorophenylboronic acid and a mixture of regioisomers, tert-butyl 2-(((1s,4s)-4-(3-bromo-4-phenyl-5-propyl-1H-pyrazol-1-yl)methyl)cyclohexyl)methoxy)acetate and tert-butyl 2-(((1s,4s)-4-(5-bromo-4-phenyl-3-propyl-1H-pyrazol-1-yl)methyl)cyclohexyl)methoxy)acetate, using a similar method to the one described in Example 1.72, the title compound was obtained as an isomer. LCMS m/z =499.7 $[M+H]^+$.

Example 1.74

Preparation of 2-(((1s,4s)-4-(5-(4-Chlorophenyl)-4-phenyl-3-propyl-1H-pyrazol-1-yl)methyl)cyclohexyl)methoxy)acetic Acid (Compound 227)

[0746] From 4-chlorophenylboronic acid and a mixture of regioisomers, tert-butyl 2-(((1s,4s)-4-(3-bromo-4-phenyl-5-propyl-1H-pyrazol-1-yl)methyl)cyclohexyl)methoxy)acetate and tert-butyl 2-(((1s,4s)-4-(5-bromo-4-phenyl-3-propyl-1H-pyrazol-1-yl)methyl)cyclohexyl)methoxy)acetate,

using a similar method to the one described in Example 1.72, the title compound was obtained as a white solid. LCMS m/z =481.2 $[M+H]^+$.

Example 1.75

Preparation of 2-(((1s,4s)-4-(3-(4-Chlorophenyl)-4-phenyl-5-propyl-1H-pyrazol-1-yl)methyl)cyclohexyl)methoxy)acetic Acid (Compound 228)

[0747] From 4-chlorophenylboronic acid and a mixture of regioisomers, tert-butyl 2-(((1s,4s)-4-(3-bromo-4-phenyl-5-propyl-1H-pyrazol-1-yl)methyl)cyclohexyl)methoxy)acetate and tert-butyl 2-(((1s,4s)-4-(5-bromo-4-phenyl-3-propyl-1H-pyrazol-1-yl)methyl)cyclohexyl)methoxy)acetate, using a similar method to the one described in Example 1.72, the title compound was obtained as a white solid. LCMS m/z =481.4 $[M+H]^+$.

Example 1.76

Preparation of 2-(((1s,4s)-4-(5-(3,4-Difluorophenyl)-4-phenyl-3-propyl-1H-pyrazol-1-yl)methyl)cyclohexyl)methoxy)acetic Acid (Compound 229)

[0748] From 3,4-difluorophenylboronic acid and a mixture of regioisomers, tert-butyl 2-(((1s,4s)-4-(3-bromo-4-phenyl-5-propyl-1H-pyrazol-1-yl)methyl)cyclohexyl)methoxy)acetate and tert-butyl 2-(((1s,4s)-4-(5-bromo-4-phenyl-3-propyl-1H-pyrazol-1-yl)methyl)cyclohexyl)methoxy)acetate, using a similar method to the one described in Example 1.72, the title compound was obtained as a white solid. LCMS m/z =483.4 $[M+H]^+$.

Example 1.77

Preparation of 2-(((1s,4s)-4-(3-(3,4-Difluorophenyl)-4-phenyl-5-propyl-1H-pyrazol-1-yl)methyl)cyclohexyl)methoxy)acetic Acid (Compound 230)

[0749] From 3,4-difluorophenylboronic acid and a mixture of regioisomers, tert-butyl 2-(((1s,4s)-4-(3-bromo-4-phenyl-5-propyl-1H-pyrazol-1-yl)methyl)cyclohexyl)methoxy)acetate and tert-butyl 2-(((1s,4s)-4-(5-bromo-4-phenyl-3-propyl-1H-pyrazol-1-yl)methyl)cyclohexyl)methoxy)acetate, using a similar method to the one described in Example 1.72, the title compound was obtained as a white solid. LCMS m/z =483.4 $[M+H]^+$.

Example 1.78

Preparation of 2-(((1s,4s)-4-(5-(2-Fluoro-4-methoxyphenyl)-4-phenyl-3-propyl-1H-pyrazol-1-yl)methyl)cyclohexyl)methoxy)acetic Acid (Compound 231)

[0750] From 2-fluoro-4-methoxyphenylboronic acid and a mixture of regioisomers, tert-butyl 2-(((1s,4s)-4-(3-bromo-4-phenyl-5-propyl-1H-pyrazol-1-yl)methyl)cyclohexyl)methoxy)acetate and tert-butyl 2-(((1s,4s)-4-(5-bromo-4-phenyl-3-propyl-1H-pyrazol-1-yl)methyl)cyclohexyl)methoxy)acetate, using a similar method to the one described

in Example 1.72, the title compound was obtained as a white solid. LCMS m/z =495.6 $[M+H]^+$.

Example 1.79

Preparation of 2-(((1s,4s)-4-(3-(2-Fluoro-4-methoxyphenyl)-4-phenyl-5-propyl-1H-pyrazol-1-yl)methyl)cyclohexyl)methoxy)acetic Acid (Compound 232)

[0751] From 2-fluoro-4-methoxyphenylboronic acid and a mixture of regioisomers, tert-butyl 2-(((1s,4s)-4-(3-bromo-4-phenyl-5-propyl-1H-pyrazol-1-yl)methyl)cyclohexyl)methoxy)acetate and tert-butyl 2-(((1s,4s)-4-((5-bromo-4-phenyl-3-propyl-1H-pyrazol-1-yl)methyl)cyclohexyl)methoxy)acetate, using a similar method to the one described in Example 1.72, the title compound was obtained as a white solid. LCMS m/z =495.5 $[M+H]^+$.

Example 1.80

Preparation of 2-(((1s,4s)-4-((5-(4-Methoxyphenyl)-4-phenyl-3-propyl-1H-pyrazol-1-yl)methyl)cyclohexyl)methoxy)acetic Acid (Compound 233)

[0752] From 4-methoxyphenylboronic acid and a mixture of regioisomers, tert-butyl 2-(((1s,4s)-4-((3-bromo-4-phenyl-5-propyl-1H-pyrazol-1-yl)methyl)cyclohexyl)methoxy)acetate and tert-butyl 2-(((1s,4s)-4-((5-bromo-4-phenyl-3-propyl-1H-pyrazol-1-yl)methyl)cyclohexyl)methoxy)acetate, using a similar method to the one described in Example 1.72, the title compound was obtained as a white solid. LCMS m/z =477.4 $[M+H]^+$.

Example 1.81

Preparation of 2-4(1s,4s)-4-((3-(4-Methoxyphenyl)-4-phenyl-5-propyl-1H-pyrazol-1-yl)methyl)cyclohexyl)methoxy)acetic Acid (Compound 234)

[0753] From 4-methoxyphenylboronic acid and a mixture of regioisomers, tert-butyl 2-(((1s,4s)-4-((3-bromo-4-phenyl-5-propyl-1H-pyrazol-1-yl)methyl)cyclohexyl)methoxy)acetate and tert-butyl 2-(((1s,4s)-4-((5-bromo-4-phenyl-3-propyl-1H-pyrazol-1-yl)methyl)cyclohexyl)methoxy)acetate, using a similar method to the one described in Example 1.72, the title compound was obtained as a white solid. LCMS m/z =477.5 $[M+H]^+$.

Example 1.82

Preparation of 2-(((1s,4s)-4-((5-(2-Fluoro-4-methylphenyl)-4-phenyl-3-propyl-1H-pyrazol-1-yl)methyl)cyclohexyl)methoxy)acetic Acid (Compound 235)

[0754] From 2-fluoro-4-methylphenylboronic acid and a mixture of regioisomers, tert-butyl 2-(((1s,4s)-4-((3-bromo-4-phenyl-5-propyl-1H-pyrazol-1-yl)methyl)cyclohexyl)methoxy)acetate and tert-butyl 2-(((1s,4s)-4-((5-bromo-4-phenyl-3-propyl-1H-pyrazol-1-yl)methyl)cyclohexyl)methoxy)acetate, using a similar method to the one described

in Example 1.72, the title compound was obtained as a white solid. LCMS m/z =479.5 $[M+H]^+$.

Example 1.83

Preparation of 2-4(1s,4s)-4-((3-(2-Fluoro-4-methylphenyl)-4-phenyl-5-propyl-1H-pyrazol-1-yl)methyl)cyclohexyl)methoxy)acetic Acid (Compound 236)

[0755] From 2-fluoro-4-methylphenylboronic acid and a mixture of regioisomers, tert-butyl 2-(((1s,4s)-4-((3-bromo-4-phenyl-5-propyl-1H-pyrazol-1-yl)methyl)cyclohexyl)methoxy)acetate and tert-butyl 2-(((1s,4s)-4-((5-bromo-4-phenyl-3-propyl-1H-pyrazol-1-yl)methyl)cyclohexyl)methoxy)acetate, using a similar method to the one described in Example 1.72, the title compound was obtained as a white solid. LCMS m/z =479.4 $[M+H]^+$.

Example 1.84

Preparation of 2-(((1s,4s)-4-((5-(Cyanomethylthio)-4-phenyl-3-p-tolyl-1H-pyrazol-1-yl)methyl)cyclohexyl)methoxy)acetic Acid (Compound 257)

Step A: Preparation of 2-(1,3-Dithietan-2-ylidene)-2-phenyl-1-p-tolyloethanone

[0756] To a solution of 2-phenyl-1-p-tolyloethanone (3.00 g, 14.27 mmol) in THF (50.0 mL) was added KOtBu (30.0 mL, 30.0 mmol), CS₂ (0.862 mL, 14.27 mmol) and dibromomethane (0.994 mL, 14.27 mmol). The reaction was stirred at 25° C. for 12 h, quenched with water (40.0 mL) and extracted with EtOAc (3×50.0 mL). The combined organics were dried over MgSO₄, filtered, and concentrated to give the title compound as a brown oil without further purification. LCMS m/z =299.2 $[M+H]^+$.

Step B: Preparation of A Mixture of 4-Phenyl-3-p-tolyl-1H-pyrazole-5(4H)-thione and 1,2-Bis(4-phenyl-3-p-tolyl-1H-pyrazol-5-yl)disulfane

[0757] To a solution of 2-(1,3-dithietan-2-ylidene)-2-phenyl-1-p-tolyloethanone dissolved in iso-propanol (25.0 mL) was added hydrazine (7.00 mL, 143.0 mmol). The reaction was stirred at 100° C. for 16 h. After cooling to room temperature, a precipitate was formed. The precipitate was filtered and washed with isopropanol and dried under reduced pressure to give the title compounds as a mixture of 4-phenyl-3-p-tolyl-1H-pyrazole-5(4H)-thione and 1,2-bis(4-phenyl-3-p-tolyl-1H-pyrazol-5-yl)disulfane as a white solid (2.24 g). LCMS m/z =267.2 $[M+H]^+$; 531.3 $[M+H]^+$; ¹H NMR (400 MHz, CD₃OD) δ ppm 2.31 (s, 3H), 7.04 (d, J=7.58 Hz, 2H), 7.10-7.16 (m, 1H), 7.17-7.27 (m, 5H), 7.39 (d, J=7.33 Hz, 2H).

Step C: Preparation of 2-(4-Phenyl-3-p-tolyl-1H-pyrazol-5-ylthio)acetonitrile

[0758] To a mixture of 4-phenyl-3-p-tolyl-1H-pyrazole-5(4H)-thione and 1,2-bis(4-phenyl-3-p-tolyl-1H-pyrazol-5-yl)disulfane (0.500 g, 1.88 mmol) in DMF (12.5 mL) was added 2-bromoacetonitrile (0.125 mL, 1.88 mmol) and K₂CO₃ (0.259 g, 1.88 mmol). The reaction was stirred at 25° C. for 72 h, quenched with water (40.0 mL) and extracted with EtOAc (4×50.0 mL) and washed with brine. The combined

organics were dried over MgSO_4 , filtered, and concentrated to give the title compound as a yellow oil (0.547 g). LCMS $m/z=306.2$ $[\text{M}+\text{H}]^+$.

Step C: Preparation of tert-Butyl 2-4-(1s,4s)-4-((5-(Cyanomethylthio)-4-phenyl-3-p-tolyl-1H-pyrazol-1-yl)methyl)cyclohexyl)methoxyacetate

[0759] To a solution of 2-(4-phenyl-3-p-tolyl-1H-pyrazol-5-ylthio)acetonitrile (0.250 g, 0.819 mmol) in anhydrous DMF (4.0 mL) was added cesium carbonate (0.533 g, 1.64 mmol) and tert-butyl 2-(((1s,4s)-4-(tosyloxymethyl)cyclohexyl)methoxy)acetate (0.338 g, 0.819 mmol) in DMF (1.0 mL). The reaction was heated at 80°C . for 1 h, quenched with water and extracted with EtOAc (2 \times). The combined organics were dried over MgSO_4 , filtered, and concentrated to give the title compound as a yellow oil without further purification. LCMS $m/z=546.4$ $[\text{M}+\text{H}]^+$.

Step D: Preparation of 2-(((1s,4s)-4-((5-(Cyanomethylthio)-4-phenyl-3-p-tolyl-1H-pyrazol-1-yl)methyl)cyclohexyl)methoxy)acetic Acid

[0760] To Tert-butyl 2-(((1s,4s)-4-((5-(cyanomethylthio)-4-phenyl-3-p-tolyl-1H-pyrazol-1-yl)methyl)cyclohexyl)methoxy)acetate obtained above was added 4 M HCl (4.09 mL, 16.37 mmol) in 1,4-dioxane. The reaction was stirred at 25°C . for 16 h and concentrated to give a yellow oil. This yellow oil was purified by HPLC to give the title compound as a white solid (0.013 g). LCMS $m/z=490.5$ $[\text{M}+\text{H}]^+$.

Example 1.85

Preparation of 2-(((1r,4r)-4-(3-(Cyanomethylthio)-4-(3-methoxyphenyl)-5-phenyl-1H-pyrazol-1-yl)methyl)cyclohexyl)methoxy)acetic Acid (Compound 245)

Step A: Preparation of 2-(4-(3-Methoxyphenyl)-3-phenyl-1H-pyrazol-5-ylthio)acetonitrile

[0761] To a solution of 4-(3-methoxyphenyl)-3-phenyl-1H-pyrazole-5(4H)-thione (0.200 g, 0.708 mmol) in DMF (5.0 mL) was added 2-bromoacetonitrile (0.047 mL, 0.708 mmol) and K_2CO_3 (0.098 g, 0.708 mmol). The mixture was stirred at 25°C . for 72 h, quenched with water (40.0 mL), extracted with EtOAc (4 \times 50.0 mL) and washed with brine. The combined organics were dried over MgSO_4 , filtered, and concentrated to give a brown oil. This brown oil was purified by silica gel flash chromatography to give the title compound as a white solid (0.158 g). LCMS $m/z=332.3$ $[\text{M}+\text{H}]^+$; ^1H NMR (400 MHz, CDCl_3) δ ppm 3.67 (s, 2H), 3.74 (s, 3H), 6.82-6.89 (m, 3H), 7.23-7.29 (m, 1H), 7.34 (s, 5H).

Step B: Preparation of tert-Butyl 2-(((1r,4r)-4-(3-(Cyanomethylthio)-4-(3-methoxyphenyl)-5-phenyl-1H-pyrazol-1-yl)methyl)cyclohexyl)methoxy)acetate and tert-Butyl 2-(((1s,4s)-4-((5-(Cyanomethylthio)-4-(3-methoxyphenyl)-3-phenyl-1H-pyrazol-1-yl)methyl)cyclohexyl)methoxy)acetate

[0762] To a solution of 2-(4-(3-methoxyphenyl)-3-phenyl-1H-pyrazol-5-ylthio)acetonitrile (0.158 g, 0.492 mmol) in DMF (2.0 mL) at 0°C . was slowly added 60% sodium hydride (0.022 g, 0.541 mmol). The solution was allowed to stir for a total of 20 min, before a mixture of tert-butyl 2-(((1s,4s)-4-(tosyloxymethyl)cyclohexyl)methoxy)acetate (0.203 g, 0.492 mmol) in DMF (1.0 mL) was added. The reaction

mixture was then stirred at 40°C . for 16 h, quenched with water and extracted with EtOAc (2 \times). The combined organics were dried over MgSO_4 , filtered, and concentrated to give a mixture of tert-butyl 2-(((1r,4r)-4-((3-(cyanomethylthio)-4-(3-methoxyphenyl)-5-phenyl-1H-pyrazol-1-yl)methyl)cyclohexyl)methoxy)acetate and tert-butyl 2-(((1s,4s)-4-((5-(cyanomethylthio)-4-(3-methoxyphenyl)-3-phenyl-1H-pyrazol-1-yl)methyl)cyclohexyl)methoxy)acetate without further purification. LCMS $m/z=562.4$ $[\text{M}+\text{H}]^+$.

Step C: Preparation of 2-(((1r,4r)-4-((3-(Cyanomethylthio)-4-(3-methoxyphenyl)-5-phenyl-1H-pyrazol-1-yl)methyl)cyclohexyl)methoxy)acetic Acid

[0763] To the mixture of tert-butyl 2-(((1r,4r)-4-((3-(cyanomethylthio)-4-(3-methoxyphenyl)-5-phenyl-1H-pyrazol-1-yl)methyl)cyclohexyl)methoxy)acetate and tert-butyl 2-(((1s,4s)-4-((5-(cyanomethylthio)-4-(3-methoxyphenyl)-3-phenyl-1H-pyrazol-1-yl)methyl)cyclohexyl)methoxy)acetate obtained above was added 4 M HCl (2.46 mL, 9.83 mmol) in 1,4-dioxane. The reaction was stirred at 25°C . for 16 h and concentrated to give a yellow oil. This yellow oil was purified by HPLC to give the title compound (0.042 g) as a white solid. LCMS $m/z=506.5$ $[\text{M}+\text{H}]^+$.

Example 1.86

Preparation of 2-(((1s,4s)-4-((5-(Cyanomethylthio)-4-(3-methoxyphenyl)-3-phenyl-1H-pyrazol-1-yl)methyl)cyclohexyl)methoxy)acetic Acid (Compound 246)

[0764] From a mixture of regioisomers tert-butyl 2-(((1r,4r)-4-((3-(cyanomethylthio)-4-(3-methoxyphenyl)-5-phenyl-1H-pyrazol-1-yl)methyl)cyclohexyl)methoxy)acetate and tert-butyl 2-(((1s,4s)-4-((5-(cyanomethylthio)-4-(3-methoxyphenyl)-3-phenyl-1H-pyrazol-1-yl)methyl)cyclohexyl)methoxy)acetate, using a similar method to the one described in Example 1.85, Step C, the title compound was also isolated as a white solid. LCMS $m/z=506.4$ $[\text{M}+\text{H}]^+$.

Example 1.87

Preparation of 2-(((1s,4s)-4-((5-(Cyanomethylthio)-3-(4-fluorophenyl)-4-phenyl-1H-pyrazol-1-yl)methyl)cyclohexyl)methoxy)acetic Acid (Compound 258)

[0765] From 1-(4-fluorophenyl)-2-phenylethanone, using a similar method to the one described in Example 1.85, the title compound was obtained as a white solid. LCMS $m/z=494.5$ $[\text{M}+\text{H}]^+$.

Example 1.88

Preparation of 2-(((1s,4s)-4-((4-(3-Chlorophenyl)-5-(cyanomethylthio)-3-phenyl-1H-pyrazol-1-yl)methyl)cyclohexyl)methoxy)acetic Acid (Compound 275)

[0766] From 2-(3-chlorophenyl)-1-phenylethanone, using a similar method to the one described in Example 1.85, the title compound was obtained as a white solid. LCMS $m/z=510.3$ $[\text{M}+\text{H}]^+$.

Example 1.89

Preparation of 2-(((1r,4r)-4-((3-(2-Amino-2-oxoethoxy)-4-(3-methoxyphenyl)-5-phenyl-1H-pyrazol-1-yl)methyl)cyclohexyl)methoxy)acetic Acid (Compound 277)

Step A: Preparation of 2-(3-Phenyl-1H-pyrazol-5-ylthio)acetonitrile

[0767] To a solution of 3-phenyl-1H-pyrazol-5(4H)-one (1.00 g, 6.24 mmol) in DMF (5.0 mL) was added 2-bromoac-

etonitrile (0.520 mL, 7.80 mmol) and K_2CO_3 (0.863 g, 6.24 mmol). The reaction was stirred at 25° C. for 12 h, quenched with water (40.0 mL), extracted with EtOAc (3×50.0 mL) and washed with brine. The combined organics were dried over $MgSO_4$, filtered, and concentrated to give the title compound as a yellow oil. This yellow oil was purified by silica gel flash chromatography to give the title compound as a clear oil (0.990 g). LCMS m/z =200.3 $[M+H]^+$.

Step B: Preparation of 2-(4-Bromo-3-phenyl-1H-pyrazol-5-yloxy)acetonitrile

[0768] To a solution of 2-(3-phenyl-1H-pyrazol-5-yloxy) acetonitrile (0.500 g, 2.51 mmol) in dichloromethane (15.0 mL), was added bromine (0.129 mL, 2.51 mmol) at 25° C. The reaction was stirred at room temperature for 1 h and quenched with 2 M Na_2CO_3 (aq.) to pH 12. The organics were separated. The aqueous layer was extracted with DCM (3×). The combined organics were washed with brine, dried ($MgSO_4$), filtered and concentrated to give a red oil. This oil was purified by silica gel flash chromatography to give the title compound as a yellow solid (0.360 g). LCMS m/z =278.1, 280.2 $[M+H]^+$; 1H NMR (400 MHz, $DMSO-d_6$) δ ppm 5.21 (s, 2H), 7.39-7.61 (m, 3H), 7.70-7.77 (m, 2H), 13.04 (s, 1H).

Step C: Preparation of tert-Butyl 2-(((1s,4s)-4-(4-Bromo-5-(cyanomethoxy)-3-phenyl-1H-pyrazol-1-yl)methyl)cyclohexyl)methoxy)acetate and tert-Butyl 2-(((1s,4s)-4-(4-Bromo-3-(cyanomethoxy)-5-phenyl-1H-pyrazol-1-yl)methyl)cyclohexyl)methoxy)acetate

[0769] To a solution of 2-(4-bromo-3-phenyl-1H-pyrazol-5-yloxy)acetonitrile (0.570 g, 2.50 mmol) in anhydrous DMF (18.0 mL) was added cesium carbonate (1.34 g, 4.10 mmol) and a mixture of tert-butyl 2-(((1s,4s)-4-(tosyloxymethyl)cyclohexyl)methoxy)acetate (0.846 g, 2.50 mmol) in DMF (2.0 mL). The reaction was heated at 80° C. for 1 h, quenched with water and extracted with EtOAc (3×). The combined organics were dried over $MgSO_4$, filtered, and concentrated to give a yellow oil. This oil was purified by silica gel flash chromatography to give the title compound as a clear oil (0.386 g). LCMS m/z =518.4, 520.5 $[M+H]^+$; 1H NMR (400 MHz, $CDCl_3$) δ ppm 1.09-1.22 (m, 1H), 1.28-1.57 (m, 13H), 1.61 (s, 1H), 1.69-1.91 (m, 2H), 1.95-2.08 (m, 1H), 2.45 (s, 2H), 3.26 (d, J =6.82 Hz, 1H), 3.36 (d, J =6.82 Hz, 1H), 3.83-3.97 (m, 3H), 4.97 (d, 2H), 7.31-7.38 (m, 2H), 7.45-7.51 (m, 1H), 7.78 (d, J =8.34 Hz, 2H).

Step D: Preparation of tert-Butyl 2-(((1s,4s)-4-(3-(Cyanomethoxy)-4-(3-methoxyphenyl)-5-phenyl-1H-pyrazol-1-yl)methyl)cyclohexyl)methoxy)acetate and tert-Butyl 2-(((1s,4s)-4-(5-(Cyanomethoxy)-4-(3-methoxyphenyl)-3-phenyl-1H-pyrazol-1-yl)methyl)cyclohexyl)methoxy)acetate.

[0770] To a solution of 3-methoxyphenylboronic acid (0.019 g, 0.123 mmol), tert-butyl 2-(((1s,4s)-4-(4-bromo-5-(cyanomethoxy)-3-phenyl-1H-pyrazol-1-yl)methyl)cyclohexyl)methoxy)acetate (0.064 g, 0.123 mmol), aq. Na_2CO_3 (2 M solution, 0.123 mL, 0.247 mmol), and $Pd(PPh_3)_4$ (0.004 g, 0.004 mmol) in EtOH (1.0 mL) and benzene (3.0 mL). The reaction mixture was then heated in a microwave at 130° C. for 1 h, quenched with H_2O and extracted with EtOAc (2×). The combined organics layers were dried over $MgSO_4$, fil-

tered and concentrated to give the title compounds as a dark solid mixture without further purification. LCMS m/z =546.5 $[M+H]^+$.

Step E: Preparation of 2-(((1s,4s)-4-(3-(2-Amino-2-oxoethoxy)-4-(3-methoxyphenyl)-5-phenyl-1H-pyrazol-1-yl)methyl)cyclohexyl)methoxy)acetic Acid

[0771] To tert-butyl 2-(((1r,4r)-4-(3-(2-Amino-2-oxoethoxy)-4-(3-methoxyphenyl)-5-phenyl-1H-pyrazol-1-yl)methyl)cyclohexyl)methoxy)acetate and tert-butyl 2-(((1s,4s)-4-(5-(2-Amino-2-oxoethoxy)-4-(3-methoxyphenyl)-3-phenyl-1H-pyrazol-1-yl)methyl)cyclohexyl)methoxy)acetate obtained was added 4 M HCl (0.309 mL, 1.23 mmol) in 1,4-dioxane. The reaction was stirred at 25° C. for 16 h, and concentrated to give a yellow oil. This yellow oil was purified by HPLC to give the title compound (0.004 g) as a white solid. LCMS m/z =508.3 $[M+H]^+$.

Example 1.90

Preparation of 2-(((1s,4s)-4-(5-(2-Amino-2-oxoethoxy)-4-(3-methoxyphenyl)-3-phenyl-1H-pyrazol-1-yl)methyl)cyclohexyl)methoxy)acetic Acid (Compound 278)

[0772] From the same mixture of tert-butyl 2-(((1s,4s)-4-(3-(cyanomethoxy)-4-(3-methoxyphenyl)-5-phenyl-1H-pyrazol-1-yl)methyl)cyclohexyl)methoxy)acetate and tert-butyl 2-(((1s,4s)-4-(5-(cyanomethoxy)-4-(3-methoxyphenyl)-3-phenyl-1H-pyrazol-1-yl)methyl)cyclohexyl)methoxy)acetate obtained, using a similar method to the one described in Example 1.89, Step E, the title compound was also isolated as a white solid. LCMS m/z =509.4 $[M+H]^+$.

Example 1.91

Preparation of 2-(((1r,4r)-4-(3-(2-Amino-2-oxoethoxy)-4-(2-fluoro-3-methoxyphenyl)-5-phenyl-1H-pyrazol-1-yl)methyl)cyclohexyl)methoxy)acetic Acid (Compound 279)

[0773] From 2-fluoro-3-methoxyphenylboronic acid and a mixture of tert-butyl 2-(((1s,4s)-4-(4-Bromo-5-(cyanomethoxy)-3-phenyl-1H-pyrazol-1-yl)methyl)cyclohexyl)methoxy)acetate and tert-butyl 2-(((1s,4s)-4-(4-Bromo-3-(cyanomethoxy)-5-phenyl-1H-pyrazol-1-yl)methyl)cyclohexyl)methoxy)acetate, using a similar method to the one described in Example 1.89, Step D&E, the title compound was obtained as a white solid. LCMS m/z =526.8 $[M+H]^+$.

Example 1.92

Preparation of 2-(((1s,4s)-4-(5-(2-Amino-2-oxoethoxy)-4-(2-fluoro-3-methoxyphenyl)-3-phenyl-1H-pyrazol-1-yl)methyl)cyclohexyl)methoxy)acetic Acid (Compound 280)

[0774] From 2-fluoro-3-methoxyphenylboronic acid and a mixture of tert-butyl 2-(((1s,4s)-4-(4-Bromo-5-(cyanomethoxy)-3-phenyl-1H-pyrazol-1-yl)methyl)cyclohexyl)methoxy)acetate and tert-butyl 2-(((1s,4s)-4-(4-Bromo-3-(cyanomethoxy)-5-phenyl-1H-pyrazol-1-yl)methyl)cyclohexyl)methoxy)acetate, using a similar method to the

one described in Example 1.89, Step D&E, the title compound was obtained as a white solid. LCMS m/z =527.6 $[M+H]^+$.

Example 1.93

Preparation of 2-4-(1s,4s)-4-((5-(Cyanomethoxy)-4-(3-methoxyphenyl)-3-phenyl-1H-pyrazol-1-yl)methyl)cyclohexyl)methoxy)acetic Acid (Compound 283)

[0775] From 3-methoxyphenylboronic acid, using a similar method to the one described in Example 1.89, Step D&E, the title compound was obtained as a white solid. LCMS m/z =490.5 $[M+H]^+$.

Example 1.94

Preparation of 2-(((1s,4s)-4-((4-Benzhydryl-1H-pyrazol-1-yl)methyl)cyclohexyl)methoxy)acetic Acid (Compound 17)

[0776] A mixture of 4-benzhydryl-1H-pyrazole (30 mg, 0.128 mmol), tert-butyl 2-(((1s,4s)-4-((methylsulfonyloxy)methyl)cyclohexyl)methoxy)acetate (43.1 mg, 0.128 mmol), potassium tert-butoxide (28.7 mg, 0.256 mmol) and 18-Crown-6 (6.77 mg, 0.026 mmol) was stirred at room temperature overnight. The mixture was purified by preparative LCMS to give the title compound (one of the two regioisomers separated). LCMS m/z =419.3 $[M+H]^+$; 1H NMR (400 MHz, $CDCl_3$) δ ppm 7.36-7.27 (m, 5H), 7.23 (m, 2H), 7.17 (m, 4H), 7.03 (s, 1H), 5.34 (s, 1H), 4.07 (m, 4H), 3.46 (d, 2H, J =5.6 Hz), 2.06 (m, 1H), 1.85 (m, 1H), 1.58-1.44 (m, 6H), 1.28 (m, 2H).

Example 1.95

Preparation of 2-(((1r,4r)-4-((4-Benzhydryl-1H-pyrazol-1-yl)methyl)cyclohexyl)methoxy)acetic Acid (Compound 18)

[0777] A mixture of 4-benzhydryl-1H-pyrazole (30 mg, 0.128 mmol), tert-butyl 2-(((1s,4s)-4-((methylsulfonyloxy)methyl)cyclohexyl)methoxy)acetate (43.1 mg, 0.128 mmol), potassium tert-butoxide (28.7 mg, 0.256 mmol) and 18-Crown-6 (6.77 mg, 0.026 mmol) was stirred at room temperature overnight. The mixture was purified by preparative LCMS to give the title compound (one of the two regioisomers separated). LCMS m/z =419.3 $[M+H]^+$; 1H NMR (400 MHz, $CDCl_3$) δ ppm 7.31-7.27 (m, 5H), 7.23 (d, 2H, J =7 Hz), 7.17 (m, 4H), 6.97 (s, 1H), 5.34 (s, 1H), 4.08 (s, 2H), 3.93 (d, 2H, J =6.8 Hz), 3.36 (d, 2H, J =6.3 Hz), 1.83 (m, 3H), 1.63 (m, 3H), 0.99 (m, 4H).

Example 1.96

Preparation of 2-(((1s,4s)-4-((3,4-Diphenyl-1H-pyrazol-1-yl)methyl)cyclohexyl)methoxy)acetic Acid (Compound 3)

[0778] A mixture of 3,4-diphenyl-1H-pyrazole (50 mg, 0.227 mmol), tert-butyl 2-(((1s,4s)-4-((methylsulfonyloxy)methyl)cyclohexyl)methoxy)acetate (76 mg, 0.227 mmol), potassium tert-butoxide (76 mg, 0.681 mmol) and 18-Crown-6 (12.00 mg, 0.045 mmol) in DMF (2 mL) was stirred at 25° C. for 18 h. The mixture was purified by HPLC to give the title compound. LCMS m/z =405.3 $[M+H]^+$; 1H NMR (400 MHz, $CDCl_3$) δ ppm 7.47 (m, 3H), 7.30 (m, 4H),

7.26 (m, 4H), 4.16 (d, 2H, J =7.6 Hz), 4.11 (s, 2H), 3.50 (d, 2H, J =6.8 Hz), 2.22 (m, 1H), 1.90 (m, 1H), 1.58 (m, 6H), 1.40 (m, 2H).

Example 1.97

Preparation of 2-(((1s,4s)-4-((3-Methyl-5-phenyl-4-m-tolyl-1H-pyrazol-1-yl)methyl)cyclohexyl)methoxy)acetic Acid (Compound 19)

Step A: Preparation of (1s,4s)-Diethyl Cyclohexane-1,4-dicarboxylate

[0779] To a solution of (1s,4s)-cyclohexane-1,4-dicarboxylic acid (25 g, 145 mmol) in ethanol (150 mL) was added concentrated H_2SO_4 (1 mL). The reaction was refluxed for 16 h, cooled to room temperature and concentrated. The residue was extracted with EtOAc and saturated $NaHCO_3$, washed with brine, dried over $MgSO_4$, and filtered. The filtrate was concentrated to provide the title compound as a colorless oil (30.5 g). 1H NMR (400 MHz, $CDCl_3$) δ ppm 1.25 (t, J =7.14 Hz, 6H), 1.64-1.70 (m, 4H), 1.87-1.92 (m, 4H), 2.44-2.46 (m, 2H), 4.11-1.46 (quartet, J =7.12 Hz, 4H).

Step B: Preparation of (1s,4s)-Cyclohexane-1,4-diylldimethanol

[0780] To a solution of (((1s,4s)-diethyl cyclohexane-1,4-dicarboxylate (13.0 g, 56.9 mmol) in THF (500 mL) was added lithium aluminum hydride (4.54 g, 120 mmol) in portions at 0° C. The mixture was stirred at that temperature for 2 h and quenched with cold water, filtered and concentrated to give the title compound as colorless oil (8.2 g). 1H NMR (400 MHz, $DMSO-d_6$) δ ppm 1.27-1.42 (m, 8H), 1.46-1.54 (m, 2H), 3.26-3.31 (m, 4H), 4.27-4.30 (t, J =5.31 Hz, 2H).

Step C: Preparation of tert-Butyl 2-(((1s,4s)-4-(Hydroxymethyl)cyclohexyl)methoxy)acetate

[0781] To a solution of (1s,4s)-cyclohexane-1,4-diylldimethanol (18.2 g, 126 mmol) in toluene (200 mL) was added NaOH (50% aq., 60 mL) and tetrabutylammonium iodide (2.331 g, 6.31 mmol), followed by tert-butyl-2-bromoacetate (20.50 mL, 139 mmol) at room temperature. The reaction mixture was stirred violently at room temperature for 2 h and diluted with ethyl acetate and water. After separation, the aqueous layer was extracted with EtOAc (3×30 mL). The combined organic layers were dried over $MgSO_4$, concentrated, and purified by silica gel column chromatography to give the title compound as colorless oil (13.5 g). 1H NMR (400 MHz, $CDCl_3$) δ ppm 1.35-1.47 (m, 4H), 1.48 (s, 9H), 1.50-1.60 (m, 4H), 1.63-1.74 (m, 1H), 1.79-1.92 (m, 1H), 3.42 (d, J =6.95 Hz, 2H), 3.55 (d, J =6.82 Hz, 2H), 3.93 (s, 1H), 3.94 (s, 2H).

Step D: Preparation of tert-Butyl 2-(((1s,4s)-4-(Tosyloxymethyl)cyclohexyl)methoxy)acetate

[0782] To a solution of tert-butyl 2-(((1s,4s)-4-(hydroxymethyl)cyclohexyl)methoxy)acetate (12.0 g, 46.4 mmol) in dichloromethane (150 mL) were added triethylamine (4.70 g, 46.4 mmol) and 4-(dimethylamino)pyridine (0.567 g, 4.64 mmol), followed by 4-methylbenzene-1-sulfonyl chloride (8.86 g, 46.4 mmol). The reaction was stirred at room temperature for 16 h. The solvent was removed and the residue was extracted with EtOAc/ H_2O . The organic extracts were dried over $MgSO_4$, and concentrated. The residue was purified by silica gel column chromatography to give the title

compound as pale liquid (9.5 g). LCMS m/z =413.1 $[M+H]^+$; 1H NMR (400 MHz, $CDCl_3$) δ ppm 1.28-1.43 (m, 4H), 1.46-1.48 (m, 9H), 1.49-1.56 (m, 4H), 1.76-1.91 (m, 2H), 2.45 (s, 3H), 3.36 (d, J =6.95 Hz, 2H), 3.92 (d, J =7.05 Hz, 2H), 3.92 (s, 2H), 7.35 (d, J =8.46 Hz, 2H), 7.78 (d, J =8.34 Hz, 2H).

Step E: Preparation of
5-Methyl-3-phenyl-1H-pyrazole

[0783] To a solution of acetophenone (10 g, 83 mmol) in anhydrous toluene (10 mL) was added LiHMDS (1.0 M in THF, 83 mL, 83 mmol) via syringe at 0° C. under argon. After 5 min, acetyl chloride (6.53 g, 83 mmol) was added in one portion via syringe. The ice bath was removed and glacial AcOH (5 mL), EtOH (50 mL), and hydrazine hydrate (12.50 g, 250 mmol) were added. The mixture was refluxed for 2 h. After cooled to room temperature, the reaction was neutralized to pH 7 by adding 1.0 M NaOH solution. The mixture was extracted with EtOAc, washed with brine, dried over $MgSO_4$, and concentrated. The residue was purified by silica gel column chromatography to give the title compound as pale yellow oil (12.05 g). LCMS m/z =159.0 $[M+H]^+$; 1H NMR (400 MHz, $DMSO-d_6$) δ ppm 2.25 (s, 3H), 6.42 (s, 1H), 7.20-7.44 (m, 3H), 7.67-7.82 (m, 2H), 12.53 (bs, 1H).

Step F: Preparation of
4-Bromo-5-methyl-3-phenyl-1H-pyrazole

[0784] To a solution of 5-methyl-3-phenyl-1H-pyrazole (8.0 g, 50.6 mmol) in dichloromethane (150 mL) was added bromine (8.08 g, 50.6 mmol) dropwise at 0° C. The reaction was stirred at that temperature for 30 min and continued at room temperature for 2 h. After quenched with aqueous solution of Na_2SO_3 (10% wt aq., 10 mL), the organic solvent was removed and the aqueous mixture was extracted with EtOAc, washed with brine, dried over $MgSO_4$, and concentrated. The residue was purified by silica gel column chromatography to give the title compound as yellow oil (9.5 g). LCMS m/z =236.9 $[M+H]^+$; 1H NMR (400 MHz, $DMSO-d_6$) δ ppm 2.26 (s, 3H), 7.30-7.57 (m, 5H), 13.12 (s, 1H).

Step G: Preparation of tert-Butyl 2-(((1s,4s)-4-((4-Bromo-3-methyl-5-phenyl-1H-pyrazol-1-yl)methyl)cyclohexyl)methoxy)acetate and tert-Butyl 2-(((1s,4s)-4-((4-Bromo-5-methyl-3-phenyl-1H-pyrazol-1-yl)methyl)cyclohexyl)methoxy)acetate as a Mixture of Regioisomers

[0785] To a solution of 4-bromo-5-methyl-3-phenyl-1H-pyrazole (2.0 g, 8.44 mmol) in DMF (5 mL) were added sodium hydride (0.202 g, 8.44 mmol) in portions at 0° C. The reaction was stirred at that temperature for 1 h and tert-butyl 2-(((1s,4s)-4-(tosyloxymethyl)cyclohexyl)methoxy)acetate (3.48 g, 8.44 mmol) was added. The reaction was heated to 42° C., stirred for 16 h, and quenched with H_2O (2 mL). The mixture was extracted with ethyl acetate, dried over $MgSO_4$ and concentrated under reduced pressure. The residue was purified by silica gel column chromatography to give the title compound as a colorless liquid (3.05 g) (mixture of two isomers). LCMS m/z =477.3 $[M+H]^+$.

Step H: Preparation of 2-(((1s,4s)-4-((3-Methyl-5-phenyl-4-m-tolyl-1H-pyrazol-1-yl)methyl)cyclohexyl)methoxy)acetic Acid

[0786] To a solution of tert-butyl 2-(((1s,4s)-4-(4-bromo-3-methyl-5-phenyl-1H-pyrazol-1-yl)methyl)cyclohexyl)

methoxy)acetate and tert-butyl 2-(((1s,4s)-4-((4-bromo-5-methyl-3-phenyl-1H-pyrazol-1-yl)methyl)cyclohexyl)methoxy)acetate as a mixture of regioisomers (100 mg, 0.19 mmol) in dioxane (3 mL) were added m-tolylboronic acid (25.8 mg, 0.19 mmol), tetrakis(triphenylphosphine)palladium (22 mg, 0.019 mmol), and K_2CO_3 (2 M aq., 0.2 mL). The reaction was heated to 150° C. under microwave irradiation for 4 h. The reaction mixture was filtered and concentrated. The residue was treated with HCl (4 M in dioxane, 5 mL) at room temperature for 10 h. The mixture was concentrated and purified by HPLC to give the title compound (13.5 mg) as a white solid. LCMS m/z =433.2 $[M+H]^+$; 1H NMR (400 MHz, $DMSO-d_6$) δ ppm 1.01-1.19 (m, 4H), 1.21-1.36 (m, 4H), 1.54-1.66 (m, 1H), 1.86-1.98 (m, 1H), 2.22 (s, 3H), 3.19 (d, J =6.95 Hz, 2H), 3.89 (d, J =7.45 Hz, 2H), 3.91 (s, 2H), 7.04-7.11 (m, 2H), 7.21-7.31 (m, 5H), 7.39-7.47 (m, 2H).

Example 1.98

Preparation of 2-(((1s,4s)-4-((4-(2,5-Difluorophenyl)-5-methyl-3-phenyl-1H-pyrazol-1-yl)methyl)cyclohexyl)methoxy)acetic Acid (Compound 20)

[0787] From tert-butyl 2-(((1s,4s)-4-((4-bromo-3-methyl-5-phenyl-1H-pyrazol-1-yl)methyl)cyclohexyl)methoxy)acetate and tert-butyl 2-(((1s,4s)-4-((4-bromo-5-methyl-3-phenyl-1H-pyrazol-1-yl)methyl)cyclohexyl)methoxy)acetate as a mixture of regioisomers, and 2,5-difluorophenylboronic acid, the title compound was obtained using a similar method to the one described in Example 1.97. LCMS m/z =455.2 $[M+H]^+$; 1H NMR (400 MHz, $DMSO-d_6$) δ ppm 0.99-1.21 (m, 4H), 1.21-1.38 (m, 4H), 1.54-1.66 (m, 1H), 1.88-2.02 (m, 1H), 2.13 (s, 3H), 3.20 (d, J =7.07 Hz, 2H), 3.91 (s, 2H), 3.93 (d, J =7.07 Hz, 2H), 6.93-7.00 (m, 1H), 7.05-7.27 (m, 5H), 7.38-7.43 (m, 2H).

Example 1.99

Preparation of 2-(((1s,4s)-4-((4-(4-Fluorophenyl)-5-methyl-3-phenyl-1H-pyrazol-1-yl)methyl)cyclohexyl)methoxy)acetic Acid (Compound 22)

[0788] From tert-butyl 2-(((1s,4s)-4-((4-bromo-3-methyl-5-phenyl-1H-pyrazol-1-yl)methyl)cyclohexyl)methoxy)acetate and tert-butyl 2-(((1s,4s)-4-((4-bromo-5-methyl-3-phenyl-1H-pyrazol-1-yl)methyl)cyclohexyl)methoxy)acetate as a mixture of regioisomers and 4-fluorophenylboronic acid, the title compound was obtained using a similar method to the one described in Example 1.97. LCMS m/z =437.2 $[M+H]^+$; 1H NMR (400 MHz, $DMSO-d_6$) δ ppm 1.33-1.54 (m, 8H), 1.71-1.82 (m, 1H), 2.05-2.15 (m, 1H), 2.20 (s, 3H), 3.43 (d, J =7.07 Hz, 2H), 4.00 (s, 2H), 4.05 (d, J =7.58 Hz, 2H), 7.17-7.21 (m, 3H), 7.21-7.28 (m, 3H), 7.29-7.34 (m, 3H).

Example 1.100

Preparation of 2-(((1s,4s)-4-((4-(3-Chlorophenyl)-5-methyl-3-phenyl-1H-pyrazol-1-yl)methyl)cyclohexyl)methoxy)acetic Acid (Compound 23)

[0789] From tert-butyl 2-(((1s,4s)-4-((4-bromo-3-methyl-5-phenyl-1H-pyrazol-1-yl)methyl)cyclohexyl)methoxy)acetate and tert-butyl 2-(((1s,4s)-4-((4-bromo-5-methyl-3-phenyl-1H-pyrazol-1-yl)methyl)cyclohexyl)methoxy)acetate as a mixture of regioisomers and 3-chlorophenylboronic acid, the title compound was obtained using a similar method to the one described in Example 1.97. LCMS m/z =453.3 $[M+H]^+$;

¹H NMR (400 MHz, DMSO-d₆) δ ppm 1.34-1.55 (m, 8H), 1.73-1.82 (m, 1H), 2.04-2.16 (m, 1H), 2.23 (s, 3H), 3.43 (d, J=7.07 Hz, 2H), 4.01 (s, 2H), 4.06 (d, J=7.58 Hz, 2H), 7.09-7.14 (m, 1H), 7.18-7.41 (m, 8H).

Example 1.101

Preparation of 2-(((1s,4s)-4-((5-Methyl-3-phenyl-4-m-tolyl-1H-pyrazol-1-yl)methyl)cyclohexyl)methoxy)acetic Acid (Compound 24)

[0790] From tert-butyl 2-(((1s,4s)-4-((4-bromo-3-methyl-5-phenyl-1H-pyrazol-1-yl)methyl)cyclohexyl)methoxy)acetate and tert-butyl 2-(((1s,4s)-4-((4-bromo-5-methyl-3-phenyl-1H-pyrazol-1-yl)methyl)cyclohexyl)methoxy)acetate as a mixture of regioisomers and m-tolylboronic acid, the title compound was obtained using a similar method to the one described in Example 1.97. LCMS m/z=433.2 [M+H]⁺; ¹H NMR (400 MHz, DMSO-d₆) δ ppm 1.33-1.55 (m, 8H), 1.72-1.82 (m, 1H), 2.07-2.15 (m, 1H), 2.19 (s, 3H), 2.28 (s, 3H), 3.43 (d, J=6.82 Hz, 2H), 4.00 (s, 2H), 4.05 (d, J=7.58 Hz, 2H), 6.88-7.14 (m, 3H), 7.15-7.29 (m, 3H), 7.29-7.39 (m, 3H).

Example 1.102

Preparation of 2-(((1s,4s)-4-((4-(4-Fluorophenyl)-3-methyl-5-phenyl-1H-pyrazol-1-yl)methyl)cyclohexyl)methoxy)acetic Acid (Compound 25)

[0791] From tert-butyl 2-(((1s,4s)-4-((4-bromo-3-methyl-5-phenyl-1H-pyrazol-1-yl)methyl)cyclohexyl)methoxy)acetate and tert-butyl 2-(((1s,4s)-4-((4-bromo-5-methyl-3-phenyl-1H-pyrazol-1-yl)methyl)cyclohexyl)methoxy)acetate as a mixture of regioisomers and 4-fluorophenylboronic acid, the title compound was obtained using a similar method to the one described in Example 1.97. LCMS m/z=437.2 [M+H]⁺; ¹H NMR (400 MHz, DMSO-d₆) δ ppm 1.01-1.20 (m, 4H), 1.21-1.36 (m, 4H), 1.52-1.67 (m, 1H), 1.86-2.00 (m, 1H), 2.20 (s, 3H), 3.19 (d, J=6.82 Hz, 2H), 3.88 (d, J=7.58 Hz, 2H), 3.91 (s, 2H), 6.96-7.17 (m, 4H), 7.18-7.31 (m, 2H), 7.34-7.48 (m, 3H).

Example 1.103

Preparation of 2-(((1s,4s)-4-((4-(2,3-Difluorophenyl)-3-methyl-5-phenyl-1H-pyrazol-1-yl)methyl)cyclohexyl)methoxy)acetic Acid (Compound 26)

[0792] From tert-butyl 2-(((1s,4s)-4-((4-bromo-3-methyl-5-phenyl-1H-pyrazol-1-yl)methyl)cyclohexyl)methoxy)acetate and tert-butyl 2-(((1s,4s)-4-((4-bromo-5-methyl-3-phenyl-1H-pyrazol-1-yl)methyl)cyclohexyl)methoxy)acetate as a mixture of regioisomers and 2,3-difluorophenylboronic acid, the title compound was obtained using a similar method to the one described in Example 1.97. LCMS m/z=455.2 [M+H]⁺; ¹H NMR (400 MHz, DMSO-d₆) δ ppm 0.98-1.20 (m, 4H), 1.21-1.38 (m, 4H), 1.53-1.69 (m, 1H), 1.88-2.02 (m, 1H), 2.13 (s, 3H), 3.19 (d, J=7.07 Hz, 2H), 3.91 (s, 2H), 3.94 (d, J=7.33 Hz, 2H), 6.91-6.97 (m, 1H), 7.05-7.12 (m, 1H), 7.20-7.25 (m, 3H), 7.37-7.42 (m, 3H).

Example 1.104

Preparation of 2-(((1s,4s)-4-((4-(2,3-Difluorophenyl)-5-methyl-3-phenyl-1H-pyrazol-1-yl)methyl)cyclohexyl)methoxy)acetic Acid (Compound 27)

[0793] From tert-butyl 2-(((1s,4s)-4-((4-bromo-3-methyl-5-phenyl-1H-pyrazol-1-yl)methyl)cyclohexyl)methoxy)ac-

etate and tert-butyl 2-(((1s,4s)-4-((4-bromo-5-methyl-3-phenyl-1H-pyrazol-1-yl)methyl)cyclohexyl)methoxy)acetate as a mixture of regioisomers and 2,3-difluorophenylboronic acid, the title compound was obtained using a similar method to the one described in Example 1.97. LCMS m/z=455.2 [M+H]⁺; ¹H NMR (400 MHz, DMSO-d₆) δ ppm 1.31-1.54 (m, 8H), 1.71-1.81 (m, 1H), 2.05-2.15 (m, 1H), 2.17 (s, 3H), 3.42 (d, J=7.07 Hz, 2H), 3.99 (s, 2H), 4.07 (d, J=7.58 Hz, 2H), 7.02-7.09 (m, 2H), 7.19-7.32 (m, 4H), 7.34-7.46 (m, 2H).

Example 1.105

Preparation of 2-(((1s,4s)-4-((4-(4-Chlorophenyl)-5-methyl-3-phenyl-1H-pyrazol-1-yl)methyl)cyclohexyl)methoxy)acetic Acid (Compound 28)

[0794] From tert-butyl 2-(((1s,4s)-4-((4-bromo-3-methyl-5-phenyl-1H-pyrazol-1-yl)methyl)cyclohexyl)methoxy)acetate and tert-butyl 2-(((1s,4s)-4-((4-bromo-5-methyl-3-phenyl-1H-pyrazol-1-yl)methyl)cyclohexyl)methoxy)acetate as a mixture of regioisomers and 4-chlorophenylboronic acid, the title compound was obtained using a similar method to the one described in Example 1.97. LCMS m/z=453.2 [M+H]⁺; ¹H NMR (400 MHz, DMSO-d₆) δ ppm 1.31-1.57 (m, 8H), 1.70-1.83 (m, 1H), 2.03-2.14 (m, 1H), 2.21 (s, 3H), 3.42 (d, J=6.95 Hz, 2H), 4.00 (s, 2H), 4.05 (d, J=7.58 Hz, 2H), 7.14-7.20 (m, 2H), 7.22-7.34 (m, 5H), 7.38-7.44 (m, 2H).

Example 1.106

Preparation of 2-(((1s,4s)-4-((4-(2,5-Difluorophenyl)-3-methyl-5-phenyl-1H-pyrazol-1-yl)methyl)cyclohexyl)methoxy)acetic Acid (Compound 29)

[0795] From tert-butyl 2-(((1s,4s)-4-((4-bromo-3-methyl-5-phenyl-1H-pyrazol-1-yl)methyl)cyclohexyl)methoxy)acetate and tert-butyl 2-(((1s,4s)-4-((4-bromo-5-methyl-3-phenyl-1H-pyrazol-1-yl)methyl)cyclohexyl)methoxy)acetate as a mixture of regioisomers and 2,5-difluorophenylboronic acid, the title compound was obtained using a similar method to the one described in Example 1.97. LCMS m/z=455.2 [M+H]⁺; ¹H NMR (400 MHz, DMSO-d₆) δ ppm 0.99-1.21 (m, 4H), 1.21-1.38 (m, 4H), 1.54-1.66 (m, 1H), 1.88-2.02 (m, 1H), 2.13 (s, 3H), 3.20 (d, J=7.07 Hz, 2H), 3.91 (s, 2H), 3.93 (d, J=7.07 Hz, 2H), 6.93-7.00 (m, 1H), 7.05-7.27 (m, 5H), 7.38-7.43 (m, 2H).

Example 1.107

Preparation of 2-(((1s,4s)-4-((5-(3-Methoxyphenyl)-3-methyl-4-phenyl-1H-pyrazol-1-yl)methyl)cyclohexyl)methoxy)acetic Acid (Compound 32)

Step A: Preparation of 3-Bromo-5-methyl-4-phenyl-1H-pyrazole

[0796] To a solution of 5-methyl-4-phenyl-1H-pyrazole (3.0 g, 18.96 mmol) in acetic acid (glacial, 100 mL) was added bromine (1.457 mL, 28.4 mmol) at room temperature. The reaction was stirred at room temperature for 2 h. After quenched with aqueous solution of Na₂SO₃ (10% wt aq., 10 mL), the reaction was concentrated and extracted with EtOAc, washed with brine, dried over MgSO₄, and purified by silica gel column chromatography to give the title com-

pound as yellow oil (2.8 g). LCMS m/z =236.9 $[M+H]^+$; 1H NMR (400 MHz, DMSO- d_6) δ ppm 2.26 (s, 3H), 7.24-7.54 (m, 5H), 13.13 (s, 1H).

Step B: Preparation of tert-Butyl 2-(((1s,4s)-4-(5-Bromo-3-methyl-4-phenyl-1H-pyrazol-1-yl)methyl)cyclohexyl)methoxy)acetate and tert-Butyl 2-(((1s,4s)-4-((3-Bromo-5-methyl-4-phenyl-1H-pyrazol-1-yl)methyl)cyclohexyl)methoxy)acetate as a Mixture of Regioisomers.

[0797] A solution of 3-bromo-5-methyl-4-phenyl-1H-pyrazole (2.0 g, 7.04 mmol) in DMF (10 mL) was treated with sodium hydride (0.169 g, 7.04 mmol) at 0° C. for 1 h, then a solution of tert-butyl 2-(((1s,4s)-4-(tosyloxymethyl)cyclohexyl)methoxy)acetate (2.90 g, 7.04 mmol) in DMF (5 mL) was added. The reaction mixture was gently warmed to 60° C. for 16 h and quenched by water (2 mL). The mixture was extracted by EtOAc, dried over $MgSO_4$, and purified by silica gel column chromatography to give the title compound (2.25 g) (mixture of two regioisomers). LCMS m/z =477.3 $[M+H]^+$.

Step C: Preparation of 2-(((1s,4s)-4-((5-(3-Methoxyphenyl)-3-methyl-4-phenyl-1H-pyrazol-1-yl)methyl)cyclohexyl)methoxy)acetic Acid

[0798] To a solution of tert-butyl 2-(((1s,4s)-4-((5-bromo-3-methyl-4-phenyl-1H-pyrazol-1-yl)methyl)cyclohexyl)methoxy)acetate and tert-butyl 2-(((1s,4s)-4-((3-bromo-5-methyl-4-phenyl-1H-pyrazol-1-yl)methyl)cyclohexyl)methoxy)acetate as a mixture of regioisomers (100 mg, 0.19 mmol) in dioxane (3 mL) were added 3-methoxyphenylboronic acid (28.9 mg, 0.19 mmol), tetrakis(triphenylphosphine)palladium (22 mg, 0.019 mmol), and K_2CO_3 (2 M aq., 0.2 mL). The reaction was heated to 150° C. under microwave irradiation for 4 h. The reaction mixture was filtered and concentrated. The residue was treated with HCl (4.0 M in dioxane, 5 mL) at room temperature for 10 h. The mixture was concentrated and purified by HPLC to give the title compound (one of the two regioisomers separated) as a white solid. LCMS m/z =449.2 $[M+H]^+$; 1H NMR (400 MHz, DMSO- d_6) δ ppm 1.09-1.20 (m, 4H), 1.22-1.38 (m, 4H), 1.57-1.69 (m, 1H), 1.89-1.99 (m, 1H), 2.21 (s, 3H), 3.23 (d, J =6.82 Hz, 2H), 3.77 (s, 3H), 3.86 (d, J =7.33 Hz, 2H), 3.92 (s, 2H), 6.94-6.99 (m, 2H), 7.04-7.10 (m, 2H), 7.11-7.19 (m, 3H), 7.20-7.26 (m, 2H).

Example 1.108

Preparation of 2-(((1s,4s)-4-((3-(3-Methoxyphenyl)-5-methyl-4-phenyl-1H-pyrazol-1-yl)methyl)cyclohexyl)methoxy)acetic Acid (Compound 33)

[0799] From tert-butyl 2-(((1s,4s)-4-((5-bromo-3-methyl-4-phenyl-1H-pyrazol-1-yl)methyl)cyclohexyl)methoxy)acetate and tert-butyl 2-(((1s,4s)-4-((3-bromo-5-methyl-4-phenyl-1H-pyrazol-1-yl)methyl)cyclohexyl)methoxy)acetate as a mixture of regioisomers and 3-methoxyphenylboronic acid, the title compound (one of the two regioisomers separated) was obtained using a similar method to the one described in Example 1.107. LCMS m/z =449.2 $[M+H]^+$; 1H NMR (400 MHz, DMSO- d_6) δ ppm 1.32-1.54 (m, 8H), 1.71-1.80 (m, 1H), 2.04-2.14 (m, 1H), 2.19 (s, 3H), 3.42 (d, J =6.82 Hz, 2H),

3.71 (s, 3H), 3.99 (s, 2H), 4.03 (d, J =7.58 Hz, 2H), 6.77-6.84 (m, 2H), 7.12-7.19 (m, 2H), 7.20-7.31 (m, 3H), 7.32-7.39 (m, 2H).

Example 1.109

Preparation of 2-(((1s,4s)-4-((5-(3-Fluoro-5-methoxyphenyl)-3-methyl-4-phenyl-1H-pyrazol-1-yl)methyl)cyclohexyl)methoxy)acetic Acid (Compound 34)

[0800] From tert-butyl 2-(((1s,4s)-4-((5-bromo-3-methyl-4-phenyl-1H-pyrazol-1-yl)methyl)cyclohexyl)methoxy)acetate and tert-butyl 2-(((1s,4s)-4-((3-bromo-5-methyl-4-phenyl-1H-pyrazol-1-yl)methyl)cyclohexyl)methoxy)acetate as a mixture of regioisomers and 3-fluoro-5-methoxyphenylboronic acid, the title compound (one of the two regioisomers separated) was obtained using a similar method to the one described in Example 1.107. LCMS m/z =467.3 $[M+H]^+$; 1H NMR (400 MHz, DMSO- d_6) δ ppm 1.09-1.22 (m, 4H), 1.23-1.39 (m, 4H), 1.56-1.69 (m, 1H), 1.88-2.00 (m, 1H), 2.20 (s, 3H), 3.24 (d, J =6.32 Hz, 2H), 3.72 (s, 3H), 3.79 (d, J =7.57 Hz, 2H), 3.93 (s, 2H), 6.60-6.92 (m, 3H), 7.05-7.35 (m, 5H).

Example 1.110

Preparation of 2-(((1s,4s)-4-((3-(3-Fluoro-5-methoxyphenyl)-5-methyl-4-phenyl-1H-pyrazol-1-yl)methyl)cyclohexyl)methoxy)acetic Acid (Compound 35)

[0801] From tert-butyl 2-(((1s,4s)-4-((5-bromo-3-methyl-4-phenyl-1H-pyrazol-1-yl)methyl)cyclohexyl)methoxy)acetate and tert-butyl 2-(((1s,4s)-4-((3-bromo-5-methyl-4-phenyl-1H-pyrazol-1-yl)methyl)cyclohexyl)methoxy)acetate as a mixture of regioisomers and 3-fluoro-5-methoxyphenylboronic acid, the title compound (one of the two regioisomers separated) was obtained using a similar method to the one described in Example 1.107. LCMS m/z =467.3 $[M+H]^+$; 1H NMR (400 MHz, DMSO- d_6) δ ppm 1.33-1.54 (m, 8H), 1.71-1.81 (m, 1H), 2.05-2.14 (m, 1H), 2.18 (s, 3H), 3.42 (d, J =6.82 Hz, 2H), 3.59 (s, 3H), 3.99 (s, 2H), 4.05 (d, J =7.58 Hz, 2H), 6.62-6.71 (m, 4H), 7.17-7.23 (m, 1H), 7.29-7.44 (m, 3H).

Example 1.111

Preparation of 2-(((1s,4s)-4-((4-(4-Methoxyphenyl)-5-methyl-3-phenyl-1H-pyrazol-1-yl)methyl)cyclohexyl)methoxy)acetic Acid (Compound 38).

[0802] From tert-butyl 2-(((1s,4s)-4-((4-bromo-3-methyl-5-phenyl-1H-pyrazol-1-yl)methyl)cyclohexyl)methoxy)acetate and tert-butyl 2-(((1s,4s)-4-((4-bromo-5-methyl-3-phenyl-1H-pyrazol-1-yl)methyl)cyclohexyl)methoxy)acetate as a mixture of regioisomers and 4-methoxyphenylboronic acid (26.6 mg, 0.19 mmol), the title compound (one of the two regioisomers separated) was obtained using a similar method to the one described in Example 1.97. LCMS m/z =449.2 $[M+H]^+$; 1H NMR (400 MHz, DMSO- d_6) δ ppm 1.31-1.54 (m, 8H), 1.71-1.81 (m, 1H), 2.04-2.14 (m, 1H), 2.17 (s, 3H), 3.42 (d, J =6.82 Hz, 2H), 3.77 (s, 3H), 4.00 (s, 2H), 4.04 (d,

J=7.58 Hz, 2H), 6.90-6.96 (m, 2H), 7.04-7.11 (m, 2H), 7.16-7.27 (m, 3H), 7.30-7.37 (m, 2H).

Example 1.112

Preparation of 2-(((1s,4s)-4-((4-(3-Fluoro-5-methoxyphenyl)-5-methyl-3-phenyl-1H-pyrazol-1-yl)methyl)cyclohexyl)methoxy)acetic Acid (Compound 39)

[0803] From tert-butyl 2-(((1s,4s)-4-((4-bromo-3-methyl-5-phenyl-1H-pyrazol-1-yl)methyl)cyclohexyl)methoxy)acetate and tert-butyl 2-(((1s,4s)-4-((4-bromo-5-methyl-3-phenyl-1H-pyrazol-1-yl)methyl)cyclohexyl)methoxy)acetate as a mixture of regioisomers and 3-fluoro-5-methoxyphenylboronic acid, the title compound (one of the two regioisomers separated) was obtained using a similar method to the one described in Example 1.97. LCMS $m/z=467.2$ $[M+H]^+$; 1H NMR (400 MHz, DMSO- d_6) δ ppm 1.31-1.55 (m, 8H), 1.70-1.82 (m, 1H), 2.03-2.14 (m, 1H), 2.23 (s, 3H), 3.42 (d, J=7.07 Hz, 2H), 3.70 (s, 3H), 3.99 (s, 2H), 4.04 (d, J=7.58 Hz, 2H), 6.39-6.81 (m, 3H), 7.19-7.36 (m, 5H).

Example 1.113

Preparation of 2-(((1s,4s)-4-((4-(3-Fluorophenyl)-5-methyl-3-phenyl-1H-pyrazol-1-yl)methyl)cyclohexyl)methoxy)acetic Acid (Compound 40)

[0804] From tert-butyl 2-(((1s,4s)-4-((4-bromo-3-methyl-5-phenyl-1H-pyrazol-1-yl)methyl)cyclohexyl)methoxy)acetate and tert-butyl 2-(((1s,4s)-4-((4-bromo-5-methyl-3-phenyl-1H-pyrazol-1-yl)methyl)cyclohexyl)methoxy)acetate as a mixture of regioisomers and 3-fluorophenylboronic acid, the title compound (one of the two regioisomers separated) was obtained using a similar method to the one described in Example 1.97. LCMS $m/z=437.2$ $[M+H]^+$; 1H NMR (400 MHz, DMSO- d_6) δ ppm 1.34-1.53 (m, 8H), 1.72-1.81 (m, 1H), 2.04-2.15 (m, 1H), 2.23 (s, 3H), 3.43 (d, J=7.07 Hz, 2H), 4.00 (s, 2H), 4.06 (d, J=7.58 Hz, 2H), 6.93-7.01 (m, 2H), 7.08-7.15 (m, 1H), 7.20-7.35 (m, 5H), 7.35-7.44 (m, 1H).

Example 1.114

Preparation of 2-(((1s,4s)-4-((4-(3-Chlorophenyl)-3-methyl-5-phenyl-1H-pyrazol-1-yl)methyl)cyclohexyl)methoxy)acetic Acid (Compound 41)

[0805] From tert-butyl 2-(((1s,4s)-4-((4-bromo-3-methyl-5-phenyl-1H-pyrazol-1-yl)methyl)cyclohexyl)methoxy)acetate and tert-butyl 2-(((1s,4s)-4-((4-bromo-5-methyl-3-phenyl-1H-pyrazol-1-yl)methyl)cyclohexyl)methoxy)acetate as a mixture of regioisomers and 3-chlorophenylboronic acid, the title compound (one of the two regioisomers separated) was obtained using a similar method to the one described in Example 1.97. LCMS $m/z=453.3$ $[M+H]^+$; 1H NMR (400 MHz, DMSO- d_6) δ ppm 1.02-1.20 (m, 4H), 1.21-1.35 (m, 4H), 1.54-1.65 (m, 1H), 1.88-1.98 (m, 1H), 2.24 (s, 3H), 3.20 (d, J=6.82 Hz, 2H), 3.89 (d, J=7.58 Hz, 2H), 3.91 (s, 2H), 7.00-7.08 (m, 2H), 7.17-7.30 (m, 5H), 7.40-7.48 (m, 2H).

Example 1.115

Preparation of 2-(((1s,4s)-4-((4-(4-Methoxyphenyl)-3-methyl-5-phenyl-1H-pyrazol-1-yl)methyl)cyclohexyl)methoxy)acetic Acid (Compound 42)

[0806] From tert-butyl 2-(((1s,4s)-4-((4-bromo-3-methyl-5-phenyl-1H-pyrazol-1-yl)methyl)cyclohexyl)methoxy)ac-

etate and tert-butyl 2-(((1s,4s)-4-((4-bromo-5-methyl-3-phenyl-1H-pyrazol-1-yl)methyl)cyclohexyl)methoxy)acetate as a mixture of regioisomers and 4-methoxyphenylboronic acid, the title compound (one of the two regioisomers separated) was obtained using a similar method to the one described in Example 1.97. LCMS $m/z=449.2$ $[M+H]^+$; 1H NMR (400 MHz, DMSO- d_6) δ ppm 1.01-1.19 (m, 4H), 1.20-1.35 (m, 4H), 1.54-1.64 (m, 1H), 1.86-1.97 (m, 1H), 2.19 (s, 3H), 3.19 (d, J=6.82 Hz, 2H), 3.69 (s, 3H), 3.87 (d, J=7.33 Hz, 2H), 3.91 (s, 2H), 6.76-6.82 (m, 2H), 6.95-7.02 (m, 2H), 7.19-7.26 (m, 2H), 7.35-7.45 (m, 3H).

Example 1.116

Preparation of 2-(((1s,4s)-4-((4-(3-Fluoro-5-methoxyphenyl)-3-methyl-5-phenyl-1H-pyrazol-1-yl)methyl)cyclohexyl)methoxy)acetic Acid (Compound 43)

[0807] From tert-butyl 2-(((1s,4s)-4-((4-bromo-3-methyl-5-phenyl-1H-pyrazol-1-yl)methyl)cyclohexyl)methoxy)acetate and tert-butyl 2-(((1s,4s)-4-((4-bromo-5-methyl-3-phenyl-1H-pyrazol-1-yl)methyl)cyclohexyl)methoxy)acetate as a mixture of regioisomers and 3-fluoro-5-methoxyphenylboronic acid, the title compound (one of the two regioisomers separated) was obtained using a similar method to the one described in Example 1.97. LCMS $m/z=467.2$ $[M+H]^+$; 1H NMR (400 MHz, DMSO- d_6) δ ppm 1.01-1.20 (m, 4H), 1.21-1.36 (m, 4H), 1.56-1.64 (m, 1H), 1.88-1.97 (m, 1H), 2.25 (s, 3H), 3.20 (d, J=7.07 Hz, 2H), 3.60 (s, 3H), 3.87 (d, J=7.33 Hz, 2H), 3.91 (s, 2H), 6.36-6.65 (m, 4H), 7.20-7.52 (m, 4H).

Example 1.117

Preparation of 2-(((1s,4s)-4-((4-(2-Chlorophenyl)-5-methyl-3-phenyl-1H-pyrazol-1-yl)methyl)cyclohexyl)methoxy)acetic Acid (Compound 44)

[0808] From tert-butyl 2-(((1s,4s)-4-((4-bromo-3-methyl-5-phenyl-1H-pyrazol-1-yl)methyl)cyclohexyl)methoxy)acetate and tert-butyl 2-(((1s,4s)-4-((4-bromo-5-methyl-3-phenyl-1H-pyrazol-1-yl)methyl)cyclohexyl)methoxy)acetate as a mixture of regioisomers and 2-chlorophenylboronic acid, the title compound (one of the two regioisomers separated) was obtained using a similar method to the one described in Example 1.97. LCMS $m/z=453.2$ $[M+H]^+$; 1H NMR (400 MHz, DMSO- d_6) δ ppm 1.32-1.53 (m, 8H), 1.71-1.82 (m, 1H), 2.08 (s, 3H), 2.08-2.17 (m, 1H), 3.42 (d, J=6.82 Hz, 2H), 3.99 (s, 2H), 4.06 (d, J=7.58 Hz, 2H), 7.16-7.30 (m, 4H), 7.33-7.44 (m, 3H), 7.52-7.59 (m, 2H).

Example 1.118

Preparation of 2-(((1s,4s)-4-((4-(2-Chlorophenyl)-3-methyl-5-phenyl-1H-pyrazol-1-yl)methyl)cyclohexyl)methoxy)acetic Acid (Compound 45)

[0809] From tert-butyl 2-(((1s,4s)-4-((4-bromo-3-methyl-5-phenyl-1H-pyrazol-1-yl)methyl)cyclohexyl)methoxy)acetate and tert-butyl 2-(((1s,4s)-4-((4-bromo-5-methyl-3-phenyl-1H-pyrazol-1-yl)methyl)cyclohexyl)methoxy)acetate as a mixture of regioisomers and 2-chlorophenylboronic acid, the title compound (one of the two regioisomers separated) was obtained using a similar method to the one described in Example 1.97. LCMS $m/z=453.2$ $[M+H]^+$; 1H NMR (400 MHz, DMSO- d_6) δ ppm 1.00-1.20 (m, 4H), 1.20-1.37 (m, 4H), 1.55-1.64 (m, 1H), 1.91-2.00 (m, 1H), 2.03 (s, 3H), 3.18

(d, J=6.82 Hz, 2H), 3.90 (s, 2H), 3.95 (d, J=7.58 Hz, 2H), 7.14-7.29 (m, 4H), 7.31-7.39 (m, 3H), 7.41-7.45 (m, 2H).

Example 1.119

Preparation of 2-(((1s,4s)-4-((4-(3-Fluorophenyl)-3-methyl-5-phenyl-1H-pyrazol-1-yl)methyl)cyclohexyl)methoxy)acetic Acid (Compound 46)

[0810] From tert-butyl 2-(((1s,4s)-4-((4-bromo-3-methyl-5-phenyl-1H-pyrazol-1-yl)methyl)cyclohexyl)methoxy)acetate and tert-butyl 2-(((1s,4s)-4-((4-bromo-5-methyl-3-phenyl-1H-pyrazol-1-yl)methyl)cyclohexyl)methoxy)acetate as a mixture of regioisomers and 3-fluorophenylboronic acid, the title compound (one of the two regioisomers separated) was obtained using a similar method to the one described in Example 1.97. LCMS m/z =437.2 $[M+H]^+$; 1H NMR (400 MHz, DMSO- d_6) δ ppm 1.02-1.19 (m, 4H), 1.21-1.36 (m, 4H), 1.55-1.66 (m, 1H), 1.87-1.98 (m, 1H), 2.24 (s, 3H), 3.20 (d, J=7.07 Hz, 2H), 3.88 (d, J=7.33 Hz, 2H), 3.91 (s, 2H), 6.79-7.01 (m, 3H), 7.22-7.30 (m, 3H), 7.40-7.47 (m, 3H).

Example 1.120

Preparation of 2-(((1s,4s)-4-((5-Methyl-3-phenyl-4-p-tolyl-1H-pyrazol-1-yl)methyl)cyclohexyl)methoxy)acetic Acid (Compound 47)

[0811] From tert-butyl 2-(((1s,4s)-4-((4-bromo-3-methyl-5-phenyl-1H-pyrazol-1-yl)methyl)cyclohexyl)methoxy)acetate and tert-butyl 2-(((1s,4s)-4-((4-bromo-5-methyl-3-phenyl-1H-pyrazol-1-yl)methyl)cyclohexyl)methoxy)acetate as a mixture of regioisomers and p-tolylboronic acid, the title compound (one of the two regioisomers separated) was obtained using a similar method to the one described in Example 1.97. LCMS m/z =433.2 $[M+H]^+$; 1H NMR (400 MHz, DMSO- d_6) δ ppm 1.34-1.53 (m, 8H), 1.71-1.80 (m, 1H), 2.04-2.14 (m, 1H), 2.18 (s, 3H), 2.32 (s, 3H), 3.42 (d, J=7.07 Hz, 2H), 3.99 (s, 2H), 4.04 (d, J=7.58 Hz, 2H), 7.02-7.07 (m, 2H), 7.14-7.27 (m, 5H), 7.30-7.35 (m, 2H).

Example 1.121

Preparation of 2-(((1s,4s)-4-((4-(2,4-Difluorophenyl)-5-methyl-3-phenyl-1H-pyrazol-1-yl)methyl)cyclohexyl)methoxy)acetic Acid (Compound 48)

[0812] From tert-butyl 2-(((1s,4s)-4-((4-bromo-3-methyl-5-phenyl-1H-pyrazol-1-yl)methyl)cyclohexyl)methoxy)acetate and tert-butyl 2-(((1s,4s)-4-((4-bromo-5-methyl-3-phenyl-1H-pyrazol-1-yl)methyl)cyclohexyl)methoxy)acetate as a mixture of regioisomers and 2,4-difluorophenylboronic acid, the title compound (one of the two regioisomers separated) was obtained using a similar method to the one described in Example 1.97. LCMS m/z =455.2 $[M+H]^+$; 1H NMR (400 MHz, DMSO- d_6) δ ppm 1.33-1.53 (m, 8H), 1.72-1.81 (m, 1H), 2.06-2.13 (m, 1H), 2.14 (s, 3H), 3.43 (d, J=7.07 Hz, 2H), 4.00 (s, 2H), 4.07 (d, J=7.58 Hz, 2H), 7.07-7.15 (m, 2H), 7.19-7.34 (m, 6H).

Example 1.122

Preparation of 2-(((1s,4s)-4-((4-(4-Chlorophenyl)-3-phenyl-1H-pyrazol-1-yl)methyl)cyclohexyl)methoxy)acetic Acid (Compound 49)

Step A: Preparation of 4-Bromo-3-phenyl-1H-pyrazole

[0813] To a solution of 3-phenyl-1H-pyrazole-4-carbaldehyde (10.0 g, 58.1 mmol) in acetic acid (100 mL, 58.1 mmol)

was added bromine (10 mL, 195 mmol) dropwise at room temperature. The reaction was stirred at room temperature for 2 h. After quenched with aqueous solution of Na_2SO_3 (10% wt aq., 10 mL), the reaction was concentrated and extracted with EtOAc, washed with brine, dried over $MgSO_4$, and purified by silica gel column chromatography to give the title compound as yellow oil (10.2 g). LCMS m/z =223.0 $[M+H]^+$; 1H NMR (400 MHz, DMSO- d_6) δ ppm 7.37-7.53 (m, 3H), 7.76-7.84 (m, 2H), 7.91 (s, 1H).

Step B: Preparation of tert-Butyl 2-(((1s,4s)-4-((4-Bromo-3-phenyl-1H-pyrazol-1-yl)methyl)cyclohexyl)methoxy)acetate and tert-Butyl 2-(((1s,4s)-4-((4-Bromo-5-phenyl-1H-pyrazol-1-yl)methyl)cyclohexyl)methoxy)acetate as a Mixture of Regioisomers

[0814] A solution of 3-bromo-5-methyl-4-phenyl-1H-pyrazole (2.0 g, 7.04 mmol) in DMF (10 mL) was treated with sodium hydride (0.169 g, 7.04 mmol) at 0° C. for 1 h, then a solution of tert-butyl 2-(((1s,4s)-4-(tosyloxymethyl)cyclohexyl)methoxy)acetate (2.90 g, 7.04 mmol) in DMF (5 mL) was added. The reaction mixture was gently warmed to 60° C. for 16 h and quenched by water (2 mL). The mixture was extracted by EtOAc, dried over $MgSO_4$, and concentrated. The residue was purified by column chromatography to give the title compound as a mixture of regioisomers (2.25 g). LCMS m/z =462.2 $[M+H]^+$; 1H NMR (400 MHz, DMSO- d_6) δ ppm 1.22-1.33 (m, 4H), 1.35-1.48 (m, 4H), 1.43 (s, 9H), 1.65-1.79 (m, 1H), 2.02-2.15 (m, 1H), 3.37 (d, J=6.82 Hz, 2H), 3.95 (s, 2H), 4.09 (d, J=7.58 Hz, 2H), 7.34-7.51 (m, 3H), 7.76-7.84 (m, 2H), 8.08 (s, 1H).

Step C: Preparation of 2-(((1s,4s)-4-((4-(4-Chlorophenyl)-3-phenyl-1H-pyrazol-1-yl)methyl)cyclohexyl)methoxy)acetic Acid

[0815] To a solution of tert-butyl 2-(((1s,4s)-4-((4-bromo-3-phenyl-1H-pyrazol-1-yl)methyl)cyclohexyl)methoxy)acetate and tert-butyl 2-(((1s,4s)-4-((4-bromo-5-phenyl-1H-pyrazol-1-yl)methyl)cyclohexyl)methoxy)acetate as a mixture of regioisomers (100 mg, 0.22 mmol) in dioxane (3 mL) were added 4-chlorophenylboronic acid (34.4 mg, 0.22 mmol), tetrakis(triphenylphosphine)palladium (25 mg, 0.022 mmol), and K_2CO_3 (2 M aq., 0.2 mL). The reaction was heated to 150° C. under microwave irradiation for 4 h. The reaction mixture was filtered and concentrated. The residue was treated with HCl (4.0 M in dioxane, 5 mL) at room temperature for 10 h. The mixture was concentrated and purified by HPLC to give the title compound (one of the two regioisomers separated) as a white solid. LCMS m/z =438.2 $[M+H]^+$; 1H NMR (400 MHz, DMSO- d_6) δ ppm 1.29-1.52 (m, 8H), 1.71-1.79 (m, 1H), 2.07-2.19 (m, 1H), 3.40 (d, J=6.82 Hz, 2H), 3.99 (s, 2H), 4.09 (d, J=7.83 Hz, 2H), 7.21-7.27 (m, 2H), 7.29-7.42 (m, 7H), 7.98 (s, 1H).

Example 1.123

Preparation of 2-(((1s,4s)-4-((4-(3-Fluorophenyl)-3-phenyl-1H-pyrazol-1-yl)methyl)cyclohexyl)methoxy)acetic Acid (Compound 50)

[0816] From tert-butyl 2-(((1s,4s)-4-((4-bromo-3-phenyl-1H-pyrazol-1-yl)methyl)cyclohexyl)methoxy)acetate and tert-butyl 2-(((1s,4s)-4-((4-bromo-5-phenyl-1H-pyrazol-1-yl)methyl)cyclohexyl)methoxy)acetate as a mixture of

regioisomers and 3-fluorophenylboronic acid, the title compound (one of the two regioisomers separated) was obtained using a similar method to the one described in Example 1.122. LCMS $m/z=423.2$ $[M+H]^+$; 1H NMR (400 MHz, DMSO- d_6) δ ppm 1.27-1.55 (m, 8H), 1.67-1.84 (m, 1H), 2.07-2.22 (m, 1H), 3.41 (d, $J=6.82$ Hz, 2H), 4.00 (s, 2H), 4.10 (d, $J=7.58$ Hz, 2H), 6.99-7.10 (m, 3H), 7.29-7.43 (m, 6H), 8.04 (s, 1H).

Example 1.124

Preparation of 2-(((1s,4s)-4-((4-Fluorophenyl)-3-phenyl-1H-pyrazol-1-yl)methyl)cyclohexyl)methoxy)acetic Acid (Compound 51)

[0817] From tert-butyl 2-(((1s,4s)-4-((4-bromo-3-phenyl-1H-pyrazol-1-yl)methyl)cyclohexyl)methoxy)acetate and tert-butyl 2-(((1s,4s)-4-((4-bromo-5-phenyl-1H-pyrazol-1-yl)methyl)cyclohexyl)methoxy)acetate as a mixture of regioisomers and 4-fluorophenylboronic acid, the title compound (one of the two regioisomers separated) was obtained using a similar method to the one described in Example 1.122. LCMS $m/z=423.2$ $[M+H]^+$; 1H NMR (400 MHz, DMSO- d_6) δ ppm 1.28-1.53 (m, 8H), 1.70-1.80 (m, 1H), 2.08-2.18 (m, 1H), 3.40 (d, $J=6.82$ Hz, 2H), 3.99 (s, 2H), 4.09 (d, $J=7.58$ Hz, 2H), 7.10-7.17 (m, 2H), 7.22-7.36 (m, 5H), 7.36-7.41 (m, 2H), 7.93 (s, 1H).

Example 1.125

Preparation of 2-(((1s,4s)-4-((4-(3-Chloro-2-fluorophenyl)-5-methyl-3-phenyl-1H-pyrazol-1-yl)methyl)cyclohexyl)methoxy)acetic Acid (Compound 52)

[0818] From tert-butyl 2-(((1s,4s)-4-((4-bromo-5-methyl-3-phenyl-1H-pyrazol-1-yl)methyl)cyclohexyl)methoxy)acetate and tert-butyl 2-(((1s,4s)-4-((4-bromo-3-methyl-5-phenyl-1H-pyrazol-1-yl)methyl)cyclohexyl)methoxy)acetate as a mixture of regioisomers and 3-chloro-2-fluorophenylboronic acid, the title compound (one of the two regioisomers separated) was obtained using a similar method to the one described in Example 1.97. LCMS $m/z=470.1$ $[M+H]^+$; 1H NMR (400 MHz, DMSO- d_6) δ ppm 1.30-1.54 (m, 8H), 1.71-1.82 (m, 1H), 2.05-2.14 (m, 1H), 2.16 (s, 3H), 3.43 (d, $J=7.07$ Hz, 2H), 4.00 (s, 2H), 4.07 (d, $J=7.58$ Hz, 2H), 7.16-7.36 (m, 6H), 7.50-7.63 (m, 2H).

Example 1.126

Preparation of 2-(((1s,4s)-4-((4-(2,4-Difluorophenyl)-3-methyl-5-phenyl-1H-pyrazol-1-yl)methyl)cyclohexyl)methoxy)acetic Acid (Compound 53)

[0819] From tert-butyl 2-(((1s,4s)-4-((4-bromo-5-methyl-3-phenyl-1H-pyrazol-1-yl)methyl)cyclohexyl)methoxy)acetate and tert-butyl 2-(((1s,4s)-4-((4-bromo-3-methyl-5-phenyl-1H-pyrazol-1-yl)methyl)cyclohexyl)methoxy)acetate as a mixture of regioisomers and 2,4-difluorophenylboronic acid, the title compound was obtained using a similar method to the one described in Example 1.97. LCMS $m/z=455.2$ $[M+H]^+$; 1H NMR (400 MHz, DMSO- d_6) δ ppm 1.02-1.18 (m, 4H), 1.21-1.35 (m, 4H), 1.55-1.64 (m, 1H), 1.89-1.99 (m,

1H), 2.10 (s, 3H), 3.19 (d, $J=7.07$ Hz, 2H), 3.91 (s, 2H), 3.93 (d, $J=7.33$ Hz, 2H), 6.94-7.02 (m, 2H), 7.11-7.24 (m, 3H), 7.34-7.43 (m, 3H).

Example 1.127

Preparation of 2-(((1s,4s)-4-((4-(3-Chloro-2-fluorophenyl)-3-methyl-5-phenyl-1H-pyrazol-1-yl)methyl)cyclohexyl)methoxy)acetic Acid (Compound 54)

[0820] From tert-butyl 2-(((1s,4s)-4-((4-bromo-5-methyl-3-phenyl-1H-pyrazol-1-yl)methyl)cyclohexyl)methoxy)acetate and tert-butyl 2-(((1s,4s)-4-((4-bromo-3-methyl-5-phenyl-1H-pyrazol-1-yl)methyl)cyclohexyl)methoxy)acetate as a mixture of regioisomers and 3-chloro-2-fluorophenylboronic acid, the title compound (one of the two regioisomers separated) was obtained using a similar method to the one described in Example 1.97. LCMS $m/z=470.1$ $[M+H]^+$; 1H NMR (400 MHz, DMSO- d_6) δ ppm 1.01-1.20 (m, 4H), 1.21-1.39 (m, 4H), 1.54-1.66 (m, 1H), 1.90-2.00 (m, 1H), 2.12 (s, 3H), 3.20 (d, $J=6.82$ Hz, 2H), 3.91 (s, 2H), 3.94 (d, $J=7.58$ Hz, 2H), 7.05-7.30 (m, 4H), 7.34-7.53 (m, 4H).

Example 1.128

Preparation of 2-(((1s,4s)-4-((3-Methyl-5-phenyl-4-p-tolyl-1H-pyrazol-1-yl)methyl)cyclohexyl)methoxy)acetic Acid (Compound 55)

[0821] From tert-butyl 2-(((1s,4s)-4-((4-bromo-5-methyl-3-phenyl-1H-pyrazol-1-yl)methyl)cyclohexyl)methoxy)acetate and tert-butyl 2-(((1s,4s)-4-((4-bromo-3-methyl-5-phenyl-1H-pyrazol-1-yl)methyl)cyclohexyl)methoxy)acetate as a mixture of regioisomers and p-tolylboronic acid, the title compound (one of the two regioisomers separated) was obtained using a similar method to the one described in Example 1.97. LCMS $m/z=433.2$ $[M+H]^+$; 1H NMR (400 MHz, DMSO- d_6) δ ppm 1.25-1.50 (m, 8H), 1.68-1.79 (m, 1H), 1.98-2.08 (m, 1H), 2.07 (s, 3H), 2.31 (s, 3H), 3.40 (d, $J=7.07$ Hz, 2H), 3.98 (s, 2H), 4.06 (d, $J=7.58$ Hz, 2H), 7.33-7.39 (m, 2H), 7.40-7.47 (m, 4H), 7.77-7.82 (m, 3H).

Example 1.129

Preparation of 2-(((1s,4s)-4-((4-(3-Chloro-4-fluorophenyl)-3-methyl-5-phenyl-1H-pyrazol-1-yl)methyl)cyclohexyl)methoxy)acetic Acid (Compound 56)

[0822] From tert-butyl 2-(((1s,4s)-4-((4-bromo-5-methyl-3-phenyl-1H-pyrazol-1-yl)methyl)cyclohexyl)methoxy)acetate and tert-butyl 2-(((1s,4s)-4-((4-bromo-3-methyl-5-phenyl-1H-pyrazol-1-yl)methyl)cyclohexyl)methoxy)acetate as a mixture of regioisomers and 3-chloro-4-fluorophenylboronic acid, the title compound (one of the two regioisomers separated) was obtained using a similar method to the one described in Example 1.97. LCMS $m/z=471.1$ $[M+H]^+$; 1H NMR (400 MHz, DMSO- d_6) δ ppm 1.02-1.18 (m, 4H), 1.21-1.36 (m, 4H), 1.55-1.65 (m, 1H), 1.87-1.98 (m, 1H), 2.23 (s, 3H), 3.20 (d, $J=6.82$ Hz, 2H), 3.89 (d, $J=7.58$ Hz, 2H), 3.91 (s, 2H), 7.01-7.08 (m, 1H), 7.18-7.29 (m, 4H), 7.41-7.48 (m, 3H).

Example 1.130

Preparation of 2-(((1s,4s)-4-((4-(3-Chloro-4-fluorophenyl)-5-methyl-3-phenyl-1H-pyrazol-1-yl)methyl)cyclohexyl)methoxy)acetic Acid (Compound 57)

[0823] From tert-butyl 2-(((1s,4s)-4-((4-bromo-5-methyl-3-phenyl-1H-pyrazol-1-yl)methyl)cyclohexyl)methoxy)ac-

etate and tert-butyl 2-(((1s,4s)-4-((4-bromo-3-methyl-5-phenyl-1H-pyrazol-1-yl)methyl)cyclohexyl)methoxy)acetate as a mixture of regioisomers and 3-chloro-4-fluorophenylboronic acid, the title compound was obtained using a similar method to the one described in Example 1.97. LCMS $m/z=471.1$ $[M+H]^+$; 1H NMR (400 MHz, DMSO- d_6) δ ppm 1.33-1.55 (m, 8H), 1.72-1.83 (m, 1H), 2.05-2.15 (m, 1H), 2.22 (s, 3H), 3.44 (d, $J=7.07$ Hz, 2H), 4.01 (s, 2H), 4.06 (d, $J=7.58$ Hz, 2H), 7.10-7.17 (m, 1H), 7.21-7.42 (m, 7H).

Example 1.131

Preparation of 2-(((1s,4s)-4-((4-(4-Methoxyphenyl)-3-phenyl-1H-pyrazol-1-yl)methyl)cyclohexyl)methoxy)acetic Acid (Compound 58)

[0824] From tert-butyl 2-(((1s,4s)-4-(4-bromo-3-phenyl-1H-pyrazol-1-yl)methyl)cyclohexyl)methoxy)acetate and tert-butyl 2-(((1s,4s)-4-((4-bromo-5-phenyl-1H-pyrazol-1-yl)methyl)cyclohexyl)methoxy)acetate as a mixture of regioisomers (100 mg, 0.22 mmol) and 4-methoxyphenylboronic acid, the title compound (one of the two regioisomers separated) was obtained using a similar method to the one described in Example 1.122. LCMS $m/z=435.3$ $[M+H]^+$; 1H NMR (400 MHz, DMSO- d_6) δ ppm 1.26-1.54 (m, 8H), 1.65-1.81 (m, 1H), 2.03-2.19 (m, 1H), 3.40 (d, $J=6.82$ Hz, 2H), 3.75 (s, 3H), 3.99 (s, 2H), 4.07 (d, $J=7.58$ Hz, 2H), 6.85-6.92 (m, 2H), 7.11-7.18 (m, 2H), 7.23-7.34 (m, 3H), 7.37-7.43 (m, 2H), 7.84 (s, 1H).

Example 1.132

Preparation of 2-(((1s,4s)-4-((4-(2-Methoxyphenyl)-3-phenyl-1H-pyrazol-1-yl)methyl)cyclohexyl)methoxy)acetic Acid (Compound 59)

[0825] From tert-butyl 2-(((1s,4s)-4-(4-bromo-3-phenyl-1H-pyrazol-1-yl)methyl)cyclohexyl)methoxy)acetate and tert-butyl 2-(((1s,4s)-4-((4-bromo-5-phenyl-1H-pyrazol-1-yl)methyl)cyclohexyl)methoxy)acetate as a mixture of regioisomers and 2-methoxyphenylboronic acid, the title compound (one of the two regioisomers separated) was obtained using a similar method to the one described in Example 1.122. LCMS $m/z=435.3$ $[M+H]^+$; 1H NMR (400 MHz, DMSO- d_6) δ ppm 1.29-1.52 (m, 8H), 1.69-1.80 (m, 1H), 2.13 (dd, $J=6.57$, 3.79 Hz, 1H), 3.40 (d, $J=6.82$ Hz, 2H), 3.52 (s, 3H), 3.99 (s, 2H), 4.09 (d, $J=7.58$ Hz, 2H), 6.85-6.93 (m, 2H), 7.08-7.13 (m, 2H), 7.18-7.31 (m, 3H), 7.32-7.38 (m, 2H), 7.77 (s, 1H).

Example 1.133

Preparation of 2-(((1s,4s)-4-((3-Phenyl-4-m-tolyl-1H-pyrazol-1-yl)methyl)cyclohexyl)methoxy)acetic Acid (Compound 60)

[0826] From tert-butyl 2-(((1s,4s)-4-(4-bromo-3-phenyl-1H-pyrazol-1-yl)methyl)cyclohexyl)methoxy)acetate and tert-butyl 2-(((1s,4s)-4-(4-bromo-5-phenyl-1H-pyrazol-1-yl)methyl)cyclohexyl)methoxy)acetate as a mixture of regioisomers and m-tolylboronic acid, the title compound (one of the two regioisomers separated) was obtained using a similar method to the one described in Example 1.122. LCMS $m/z=419.3$ $[M+H]^+$; 1H NMR (400 MHz, DMSO- d_6) δ ppm 1.29-1.53 (m, 8H), 1.70-1.81 (m, 1H), 2.07-2.18 (m, 1H), 2.25 (s, 3H), 3.40 (d, $J=7.07$ Hz, 2H), 3.99 (s, 2H), 4.09 (d,

$J=7.58$ Hz, 2H), 6.96-7.08 (m, 2H), 7.09-7.21 (m, 2H), 7.25-7.35 (m, 3H), 7.38-7.44 (m, 2H), 7.90 (s, 1H).

Example 1.134

Preparation of 2-(((1s,4s)-4-(3-Phenyl-4-p-tolyl-1H-pyrazol-1-yl)methyl)cyclohexyl)methoxy)acetic Acid (Compound 61)

[0827] From tert-butyl 2-(((1s,4s)-4-(4-bromo-3-phenyl-1H-pyrazol-1-yl)methyl)cyclohexyl)methoxy)acetate and tert-butyl 2-(((1s,4s)-4-(4-bromo-5-phenyl-1H-pyrazol-1-yl)methyl)cyclohexyl)methoxy)acetate as a mixture of regioisomers and p-tolylboronic acid, the title compound (one of the two regioisomers separated) was obtained using a similar method to the one described in Example 1.122. LCMS $m/z=419.3$ $[M+H]^+$; 1H NMR (400 MHz, DMSO- d_6) δ ppm 1.28-1.51 (m, 8H), 1.70-1.80 (m, 1H), 2.08-2.18 (m, 1H), 2.29 (s, 3H), 3.40 (d, $J=7.07$ Hz, 2H), 3.99 (s, 2H), 4.08 (d, $J=7.58$ Hz, 2H), 7.10-7.16 (m, 3H), 7.26-7.36 (m, 3H), 7.37-7.44 (m, 3H), 7.88 (s, 1H).

Example 1.135

Preparation of 2-(((1s,4s)-4-((4-(3-Chlorophenyl)-3-phenyl-1H-pyrazol-1-yl)methyl)cyclohexyl)methoxy)acetic Acid (Compound 62)

[0828] From tert-butyl 2-(((1s,4s)-4-(4-bromo-3-phenyl-1H-pyrazol-1-yl)methyl)cyclohexyl)methoxy)acetate and tert-butyl 2-(((1s,4s)-4-((4-bromo-5-phenyl-1H-pyrazol-1-yl)methyl)cyclohexyl)methoxy)acetate as a mixture of regioisomers and 3-chlorophenylboronic acid, the title compound (one of the two regioisomers separated) was obtained using a similar method to the one described in Example 1.122. LCMS $m/z=439.2$ $[M+H]^+$; 1H NMR (400 MHz, DMSO- d_6) δ ppm 1.29-1.53 (m, 8H), 1.70-1.79 (m, 1H), 2.08-2.19 (m, 1H), 3.40 (d, $J=7.07$ Hz, 2H), 4.00 (s, 2H), 4.10 (d, $J=7.58$ Hz, 2H), 7.15-7.19 (m, 1H), 7.25-7.42 (m, 8H), 8.05 (s, 1H).

Example 1.136

Preparation of 2-(((1s,4s)-4-((4-(2-Fluorophenyl)-3-phenyl-1H-pyrazol-1-yl)methyl)cyclohexyl)methoxy)acetic Acid (Compound 63)

[0829] From tert-butyl 2-(((1s,4s)-4-(4-bromo-3-phenyl-1H-pyrazol-1-yl)methyl)cyclohexyl)methoxy)acetate and tert-butyl 2-(((1s,4s)-4-((4-bromo-5-phenyl-1H-pyrazol-1-yl)methyl)cyclohexyl)methoxy)acetate as a mixture of regioisomers and 2-fluorophenylboronic acid, the title compound (one of the two regioisomers separated) was obtained using a similar method to the one described in Example 1.122. LCMS $m/z=423.2$ $[M+H]^+$; 1H NMR (400 MHz, DMSO- d_6) δ ppm 1.29-1.53 (m, 8H), 1.71-1.81 (m, 1H), 2.09-2.20 (m, 1H), 3.41 (d, $J=7.07$ Hz, 2H), 4.00 (s, 2H), 4.12 (d, $J=7.83$ Hz, 2H), 7.13-7.40 (m, 9H), 7.92 (s, 1H).

Example 1.137

Preparation of 2-(((1s,4s)-4-((3-Methyl-4-phenyl-5-m-tolyl-1H-pyrazol-1-yl)methyl)cyclohexyl)methoxy)acetic Acid (Compound 64)

[0830] From tert-butyl 2-(((1s,4s)-4-(5-bromo-3-methyl-4-phenyl-1H-pyrazol-1-yl)methyl)cyclohexyl)methoxy)acetate and tert-butyl 2-(((1s,4s)-4-(3-bromo-5-methyl-4-phenyl-1H-pyrazol-1-yl)methyl)cyclohexyl)methoxy)acetate as a mixture of regioisomers and m-tolylboronic acid, the title

compound (one of the two regioisomers separated) was obtained using a similar method to the one described in Example 1.107. LCMS $m/z=433.2$ $[M+H]^+$; 1H NMR (400 MHz, $CDCl_3$) δ ppm 1.29-1.44 (m, 4H), 1.48 (s, 9H), 1.49-1.60 (m, 4H), 1.81-1.91 (m, 1H), 2.04 (s, 3H), 2.12-2.20 (m, 1H), 3.25 (d, $J=6.95$ Hz, 2H), 3.87 (s, 2H), 4.02 (d, $J=7.58$ Hz, 2H), 7.30-7.37 (m, 1H), 7.37-7.49 (m, 3H), 7.84-7.89 (m, 1H).

Example 1.138

Preparation of 2-(((1s,4s)-4-((5-Methyl-4-phenyl-3-m-tolyl-1H-pyrazol-1-yl)methyl)cyclohexyl)methoxy)acetic Acid (Compound 65)

[0831] From tert-butyl 2-(((1s,4s)-4-((5-bromo-3-methyl-4-phenyl-1H-pyrazol-1-yl)methyl)cyclohexyl)methoxy)acetate and tert-butyl 2-(((1s,4s)-4-(3-bromo-5-methyl-4-phenyl-1H-pyrazol-1-yl)methyl)cyclohexyl)methoxy)acetate as a mixture of regioisomers and m-tolylboronic acid, the title compound was obtained using a similar method to the one described in Example 1.107. LCMS $m/z=433.3$ $[M+H]^+$; 1H NMR (400 MHz, $DMSO-d_6$) δ ppm 1.26-1.50 (m, 8H), 1.43 (s, 9H), 1.66-1.78 (m, 1H), 1.97-2.09 (m, 1H), 2.30 (s, 3H), 3.39 (d, $J=6.82$ Hz, 2H), 3.94 (s, 2H), 4.06 (d, $J=7.58$ Hz, 2H), 7.30-7.50 (m, 3H), 7.74-7.85 (m, 2H).

Example 1.139

Preparation of 2-(((1s,4s)-4-((3-(3-Chlorophenyl)-5-methyl-4-phenyl-1H-pyrazol-1-yl)methyl)cyclohexyl)methoxy)acetic Acid (Compound 66)

[0832] From tert-butyl 2-(((1s,4s)-4-((5-bromo-3-methyl-4-phenyl-1H-pyrazol-1-yl)methyl)cyclohexyl)methoxy)acetate and tert-butyl 2-(((1s,4s)-4-((3-bromo-5-methyl-4-phenyl-1H-pyrazol-1-yl)methyl)cyclohexyl)methoxy)acetate as a mixture of regioisomers and 3-chlorophenylboronic acid, the title compound (one of the two regioisomers separated) was obtained using a similar method to the one described in Example 1.107. LCMS $m/z=453.3$ $[M+H]^+$; NMR (400 MHz, $DMSO-d_6$) δ ppm 1.33-1.54 (m, 8H), 1.73-1.81 (m, 1H), 2.06-2.15 (m, 1H), 2.20 (s, 3H), 3.43 (d, $J=6.82$ Hz, 2H), 4.00 (s, 2H), 4.06 (d, $J=7.58$ Hz, 2H), 7.16-7.29 (m, 5H), 7.31-7.43 (m, 4H).

Example 1.140

Preparation of 2-(((1s,4s)-4-((5-(3-Fluorophenyl)-3-methyl-4-phenyl-1H-pyrazol-1-yl)methyl)cyclohexyl)methoxy)acetic Acid (Compound 67)

[0833] From tert-butyl 2-(((1s,4s)-4-((5-bromo-3-methyl-4-phenyl-1H-pyrazol-1-yl)methyl)cyclohexyl)methoxy)acetate and tert-butyl 2-(((1s,4s)-4-((3-bromo-5-methyl-4-phenyl-1H-pyrazol-1-yl)methyl)cyclohexyl)methoxy)acetate as a mixture of regioisomers and 3-fluorophenylboronic acid, the title compound (one of the two regioisomers separated) was obtained using a similar method to the one described in Example 1.107. LCMS $m/z=437.2$ $[M+H]^+$; 1H NMR (400 MHz, $DMSO-d_6$) δ ppm 1.04-1.20 (m, 4H), 1.22-1.37 (m, 4H), 1.56-1.64 (m, 1H), 1.86-1.96 (m, 1H), 2.21 (s, 3H), 3.22

(d, $J=6.82$ Hz, 2H), 3.91 (d, $J=7.53$ Hz, 2H), 3.91 (s, 2H), 7.04-7.29 (m, 7H), 7.41-7.50 (m, 2H).

Example 1.141

Preparation of 2-(((1s,4s)-4-((3-(3-Fluorophenyl)-5-methyl-4-phenyl-1H-pyrazol-1-yl)methyl)cyclohexyl)methoxy)acetic Acid (Compound 68)

[0834] From tert-butyl 2-(((1s,4s)-4-((5-bromo-3-methyl-4-phenyl-1H-pyrazol-1-yl)methyl)cyclohexyl)methoxy)acetate and tert-butyl 2-(((1s,4s)-4-((3-bromo-5-methyl-4-phenyl-1H-pyrazol-1-yl)methyl)cyclohexyl)methoxy)acetate as a mixture of regioisomers and 3-fluorophenylboronic acid, the title compound (one of the two regioisomers separated) was obtained using a similar method to the one described in Example 1.107. LCMS $m/z=437.2$ $[M+H]^+$; 1H NMR (400 MHz, $DMSO-d_6$) δ ppm 1.33-1.54 (m, 8H), 1.71-1.81 (m, 1H), 2.05-2.15 (m, 1H), 2.19 (s, 3H), 3.42 (d, $J=7.07$ Hz, 2H), 4.00 (s, 2H), 4.06 (d, $J=7.58$ Hz, 2H), 6.99-7.08 (m, 2H), 7.12-7.21 (m, 3H), 7.23-7.44 (m, 4H).

Example 1.142

Preparation of 2-(((1s,4s)-4-((5-(3-Chloro-2-fluorophenyl)-3-methyl-4-phenyl-1H-pyrazol-1-yl)methyl)cyclohexyl)methoxy)acetic Acid (Compound 69)

[0835] From tert-butyl 2-(((1s,4s)-4-((5-bromo-3-methyl-4-phenyl-1H-pyrazol-1-yl)methyl)cyclohexyl)methoxy)acetate and tert-butyl 2-(((1s,4s)-4-((3-bromo-5-methyl-4-phenyl-1H-pyrazol-1-yl)methyl)cyclohexyl)methoxy)acetate as a mixture of regioisomers and 3-chloro-2-fluorophenylboronic acid, the title compound (one of the two regioisomers separated) was obtained using a similar method to the one described in Example 1.107. LCMS $m/z=470.1$ $[M+H]^+$; 1H NMR (400 MHz, $DMSO-d_6$) δ ppm 1.00-1.21 (m, 4H), 1.22-1.37 (m, 4H), 1.55-1.72 (m, 1H), 1.89-2.00 (m, 1H), 2.24 (s, 3H), 3.21 (d, $J=6.82$ Hz, 2H), 3.67 (d, $J=7.58$ Hz, 2H), 3.91 (s, 2H), 7.03-7.11 (m, 2H), 7.14-7.39 (m, 6H).

Example 1.143

Preparation of 2-(((1s,4s)-4-((3-(3-Chloro-2-fluorophenyl)-5-methyl-4-phenyl-1H-pyrazol-1-yl)methyl)cyclohexyl)methoxy)acetic Acid (Compound 70)

[0836] From tert-butyl 2-(((1s,4s)-4-((5-bromo-3-methyl-4-phenyl-1H-pyrazol-1-yl)methyl)cyclohexyl)methoxy)acetate and tert-butyl 2-(((1s,4s)-4-((3-bromo-5-methyl-4-phenyl-1H-pyrazol-1-yl)methyl)cyclohexyl)methoxy)acetate as a mixture of regioisomers and 3-chloro-2-fluorophenylboronic acid, the title compound (one of the two regioisomers separated) was obtained using a similar method to the one described in Example 1.107. LCMS $m/z=470.1$ $[M+H]^+$; 1H NMR (400 MHz, $DMSO-d_6$) δ ppm 1.32-1.54 (m, 8H), 1.70-1.81 (m, 1H), 2.04-2.14 (m, 1H), 2.30 (s, 3H), 3.42 (d, $J=6.82$ Hz, 2H), 3.99 (s, 2H), 4.08 (d, $J=7.58$ Hz, 2H), 7.05-7.11 (m, 2H), 7.16-7.34 (m, 4H), 7.48-7.56 (m, 2H).

Example 1.144

Preparation of 2-(((1s,4s)-4-((5-(2-Fluorophenyl)-3-methyl-4-phenyl-1H-pyrazol-1-yl)methyl)cyclohexyl)methoxy)acetic Acid (Compound 71)

[0837] From tert-butyl 2-(((1s,4s)-4-((5-bromo-3-methyl-4-phenyl-1H-pyrazol-1-yl)methyl)cyclohexyl)methoxy)ac-

etate and tert-butyl 2-(((1s,4s)-4-((3-bromo-5-methyl-4-phenyl-1H-pyrazol-1-yl)methyl)cyclohexyl)methoxy)acetate as a mixture of regioisomers and 2-fluorophenylboronic acid, the title compound (one of the two regioisomers separated) was obtained using a similar method to the one described in Example 1.107. LCMS $m/z=437.3$ $[M+H]^+$; 1H NMR (400 MHz, DMSO- d_6) δ ppm 1.02-1.19 (m, 4H), 1.22-1.35 (m, 4H), 1.88-1.98 (m, 1H), 2.05-2.14 (m, 1H), 2.24 (s, 3H), 3.42 (d, $J=7.07$ Hz, 2H), 3.99 (s, 2H), 4.07 (d, $J=7.58$ Hz, 2H), 7.03-7.10 (m, 2H), 7.12-7.39 (m, 6H), 7.43-7.54 (m, 1H).

Example 1.145

Preparation of 2-(((1s,4s)-4-((3-(2-Fluorophenyl)-5-methyl-4-phenyl-1H-pyrazol-1-yl)methyl)cyclohexyl)methoxy)acetic Acid (Compound 72)

[0838] From tert-butyl 2-(((1s,4s)-4-((5-bromo-3-methyl-4-phenyl-1H-pyrazol-1-yl)methyl)cyclohexyl)methoxy)acetate and tert-butyl 2-(((1s,4s)-4-((3-bromo-5-methyl-4-phenyl-1H-pyrazol-1-yl)methyl)cyclohexyl)methoxy)acetate as a mixture of regioisomers and 2-fluorophenylboronic acid, the title compound (one of the two regioisomers separated) was obtained using a similar method to the one described in Example 1.107. LCMS $m/z=437.3$ $[M+H]^+$; 1H NMR (400 MHz, DMSO- d_6) δ ppm 1.35-1.53 (m, 8H), 1.72-1.80 (m, 1H), 2.04-2.14 (m, 1H), 2.30 (s, 3H), 3.41 (d, $J=7.07$ Hz, 2H), 3.99 (s, 2H), 4.07 (d, $J=7.58$ Hz, 2H), 7.03-7.10 (m, 3H), 7.12-7.38 (m, 6H).

Example 1.146

Preparation of 2-(((1s,4s)-4-((5-(2,3-Difluorophenyl)-3-methyl-4-phenyl-1H-pyrazol-1-yl)methyl)cyclohexyl)methoxy)acetic Acid (Compound 73)

[0839] From tert-butyl 2-(((1s,4s)-4-((5-bromo-3-methyl-4-phenyl-1H-pyrazol-1-yl)methyl)cyclohexyl)methoxy)acetate and tert-butyl 2-(((1s,4s)-4-((3-bromo-5-methyl-4-phenyl-1H-pyrazol-1-yl)methyl)cyclohexyl)methoxy)acetate as a mixture of regioisomers and 2,3-difluorophenylboronic acid, the title compound (one of the two regioisomers separated) was obtained using a similar method to the one described in Example 1.107. LCMS $m/z=455.2$ $[M+H]^+$; 1H NMR (400 MHz, DMSO- d_6) δ ppm 1.04-1.22 (m, 4H), 1.24-1.38 (m, 4H), 1.58-1.70 (m, 1H), 1.88-1.98 (m, 1H), 2.24 (s, 3H), 3.23 (d, $J=6.82$ Hz, 2H), 3.92 (s, 2H), 3.98 (d, $J=7.58$ Hz, 2H), 7.05-7.39 (m, 8H).

Example 1.147

Preparation of 2-(((1s,4s)-4-((3-(2,3-Difluorophenyl)-5-methyl-4-phenyl-1H-pyrazol-1-yl)methyl)cyclohexyl)methoxy)acetic Acid (Compound 74)

[0840] From tert-butyl 2-(((1s,4s)-4-((5-bromo-3-methyl-4-phenyl-1H-pyrazol-1-yl)methyl)cyclohexyl)methoxy)acetate and tert-butyl 2-(((1s,4s)-4-((3-bromo-5-methyl-4-phenyl-1H-pyrazol-1-yl)methyl)cyclohexyl)methoxy)acetate as a mixture of regioisomers and 2,3-difluorophenylboronic acid, the title compound (one of the two regioisomers separated) was obtained using a similar method to the one described in Example 1.107. LCMS $m/z=455.2$ $[M+H]^+$; 1H NMR (400 MHz, DMSO- d_6) δ ppm 1.33-1.53 (m, 8H), 1.72-

1.81 (m, 1H), 2.04-2.14 (m, 1H), 2.29 (s, 3H), 3.42 (d, $J=6.82$ Hz, 2H), 3.99 (s, 2H), 4.08 (d, $J=7.58$ Hz, 2H), 7.01-7.35 (m, 8H).

Example 1.148

Preparation of 2-(((1s,4s)-4-((5-Ethoxy-3,4-diphenyl-1H-pyrazol-1-yl)methyl)cyclohexyl)methoxy)acetic Acid (Compound 81)

[0841] To a solution of tert-butyl 2-(((1s,4s)-4-((5-ethoxy-3,4-diphenyl-1H-pyrazol-1-yl)methyl)cyclohexyl)methoxy)acetate (100 mg, 0.20 mmol) in dioxane (4 mL) were added phenylboronic acid (24.0 mg, 0.20 mmol), tetrakis(triphenylphosphine)palladium (22.8 mg, 0.20 mmol), and K_2CO_3 (2 M aq., 0.2 mL). The reaction mixture was heated to 150° C. under microwave for 4 h. The reaction mixture was filtered and concentrated. The residue was treated with HCl (4 M in dioxane, 5 mL) at room temperature for 16 h. The mixture was concentrated and purified by HPLC to give the title compound (one of the two regioisomers separated) as a white solid. LCMS $m/z=449.3$ $[M+H]^+$; 1H NMR (400 MHz, DMSO- d_6) δ ppm 1.15-1.42 (m, 8H), 1.35 (t, $J=7.35$ Hz, 3H), 1.66-1.75 (m, 1H), 1.87-1.95 (m, 1H), 3.02 (q, $J=7.35$ Hz, 2H), 3.35 (d, $J=6.82$ Hz, 2H), 3.99 (s, 2H), 4.08 (d, $J=7.58$ Hz, 2H), 7.08-7.32 (m, 8H), 7.40-7.48 (m, 2H).

Example 1.149

Preparation of 2-(((1s,4s)-4-((5-(Ethylthio)-3,4-diphenyl-1H-pyrazol-1-yl)methyl)cyclohexyl)methoxy)acetic Acid (Compound 88)

[0842] To a solution of tert-butyl 2-(((1s,4s)-4-((5-(ethylthio)-4-iodo-3-phenyl-1H-pyrazol-1-yl)methyl)cyclohexyl)methoxy)acetate and tert-butyl 2-(((1s,4s)-4-((3-(ethylthio)-4-iodo-5-phenyl-1H-pyrazol-1-yl)methyl)cyclohexyl)methoxy)acetate as a mixture of regioisomers (100 mg, 0.18 mmol) in dioxane (4 mL) were added phenylboronic acid (21.9 mg, 0.18 mmol), tetrakis(triphenylphosphine)palladium (22.8 mg, 0.20 mmol), and K_2CO_3 (2 M aq., 0.2 mL). The reaction mixture was heated to 150° C. under microwave for 4 h. The reaction mixture was filtered and concentrated. The residue was treated with HCl (4 M in dioxane, 5 mL) at room temperature for 16 h. The mixture was concentrated and purified by HPLC to give the title compound (one of the two regioisomers separated) as white solid. LCMS $m/z=465.2$ $[M+H]^+$; 1H NMR (400 MHz, DMSO- d_6) δ ppm 1.05-1.36 (m, 8H), 1.24 (t, $J=7.33$ Hz, 3H), 1.56-1.65 (m, 1H), 1.87-1.99 (m, 1H), 2.92 (q, $J=7.33$ Hz, 2H), 3.20 (d, $J=6.82$ Hz, 2H), 3.91 (s, 2H), 3.94 (d, $J=7.58$ Hz, 2H), 7.07-7.31 (m, 8H), 7.38-7.45 (m, 2H).

Example 1.150

Preparation of 2-(((1s,4s)-4-((5-(Ethylthio)-4-(3-methoxyphenyl)-3-phenyl-1H-pyrazol-1-yl)methyl)cyclohexyl)methoxy)acetic Acid (Compound 89)

[0843] From tert-butyl 2-(((1s,4s)-4-((5-(ethylthio)-4-iodo-3-phenyl-1H-pyrazol-1-yl)methyl)cyclohexyl)methoxy)acetate and tert-butyl 2-(((1s,4s)-4-((3-(ethylthio)-4-iodo-5-phenyl-1H-pyrazol-1-yl)methyl)cyclohexyl)methoxy)acetate as a mixture of regioisomers and 3-methoxyphenylboronic acid, the title compound (one of the two regioisomers separated) was obtained using a similar method to the one described in Example 1.149. LCMS

$m/z=495.3$ $[M+H]^+$; 1H NMR (400 MHz, DMSO- d_6) δ ppm 0.96 (t, $J=7.33$ Hz, 3H), 1.32-1.55 (m, 8H), 1.70-1.81 (m, 1H), 2.15-2.25 (m, 1H), 2.53 (q, $J=7.58$ Hz, 2H), 3.42 (d, $J=7.07$ Hz, 2H), 3.70 (s, 3H), 4.00 (s, 2H), 4.28 (d, $J=7.58$ Hz, 2H), 6.79-6.95 (m, 4H), 7.21-7.32 (m, 3H), 7.33-7.40 (m, 2H).

Example 1.151

Preparation of 2-(((1s,4s)-4-((4-(3-Fluoro-5-methoxyphenyl)-5-(methylthio)-3-phenyl-1H-pyrazol-1-yl)methyl)cyclohexyl)methoxy)acetic Acid (Compound 93)

[0844] To a solution of tert-butyl 2-(((1s,4s)-4-(4-iodo-5-(methylthio)-3-phenyl-1H-pyrazol-1-yl)methyl)cyclohexyl)methoxyacetate and tert-butyl 2-(((1s,4s)-4-((4-iodo-3-(methylthio)-5-phenyl-1H-pyrazol-1-yl)methyl)cyclohexyl)methoxy)acetate as a mixture of regioisomers (100 mg, 0.18 mmol) in dioxane (3 mL) were added 3-fluoro-5-methoxyphenylboronic acid (30.6 mg, 0.18 mmol), tetrakis(triphenylphosphine)palladium (20.8 mg, 0.20 mmol), and K_2CO_3 (2 M aq., 0.2 mL). The reaction mixture was heated to 150° C. under microwave for 4 h. The reaction mixture was filtered and concentrated. The residue was treated with HCl (4 M in dioxane, 5 mL) at room temperature for 16 h. The mixture was concentrated and purified by HPLC to give the title compound (one of the two regioisomers separated) as a white solid. LCMS $m/z=499.2$ $[M+H]^+$; 1H NMR (400 MHz, DMSO- d_6) δ ppm 1.31-1.56 (m, 8H), 1.62-1.82 (m, 1H), 2.12-2.24 (m, 1H), 2.17 (s, 3H), 3.35 (d, $J=6.95$ Hz, 2H), 3.54 (s, 2H), 3.72 (s, 3H), 4.27 (d, $J=7.58$ Hz, 2H), 6.60-6.70 (m, 2H), 6.75-6.87 (m, 2H), 7.19-7.41 (m, 4H).

Example 1.152

Preparation of 2-(((1s,4s)-4-(3-Ethyl-4-(3-methoxyphenyl)-5-phenyl-1H-pyrazol-1-yl)methyl)cyclohexyl)methoxy)acetic Acid (Compound 98)

Step A: Preparation of 5-Ethyl-3-phenyl-1H-pyrazole

[0845] To a solution of acetophenone (10 g, 83 mmol) in anhydrous toluene (10 mL) was added LiHMDS (85.0 mL, 1.0 M in THF, 85.0 mmol) via syringe at 0° C. under argon. After 5 min, propionyl chloride (7.70 g, 83 mmol) was added in one portion via syringe. The ice bath was removed after 10 min and AcOH (2 mL), EtOH (50 mL), and hydrazine hydrate (8.35 g, 116 mmol) was added. The mixture was refluxed for 2 h. The resulting solution was added to 1.0 M NaOH solution, extracted with EtOAc, washed with brine, dried over $MgSO_4$, and concentrated. The residue was purified by silica gel column chromatography to give the title compound as a clear yellowish liquid (12.05 g). LCMS $m/z=173.3$ $[M+H]^+$; 1H NMR (400 MHz, DMSO- d_6) δ ppm 1.23 (t, $J=7.58$ Hz, 3H), 2.64 (q, $J=7.07$ Hz, 2H), 6.46 (s, 1H), 7.20-7.52 (m, 3H), 7.77 (d, $J=6.32$ Hz, 2H), 12.55 (s, 1H).

Step B: Preparation of
4-Bromo-5-ethyl-3-phenyl-1H-pyrazole

[0846] To a solution of 5-ethyl-3-phenyl-1H-pyrazole (10.0 g, 58.1 mmol) in DCM (150 mL) was added dropwise bromine (9.28 g, 58.1 mmol) at 0° C. The reaction was stirred at that temperature for 30 min and continued for 2 h at room temperature before quenched with aqueous Na_2SO_3 solution

(10% wt, 10 mL). DCM was removed and the residue was extracted with EtOAc, washed with brine, dried over $MgSO_4$, and concentrated. The residue was purified by silica gel column chromatography to give the title compound as a yellow liquid (9.5 g). LCMS $m/z=250.9$ $[M+H]^+$; 1H NMR (400 MHz, DMSO- d_6) δ ppm 1.22 (t, $J=7.58$ Hz, 3H), 2.66 (q, $J=7.58$ Hz, 2H), 7.40-7.56 (m, 3H), 7.82 (d, $J=7.58$ Hz, 2H), 13.15 (s, 1H).

Step C: Preparation of tert-Butyl 2-(((1s,4s)-4-((4-Bromo-3-ethyl-5-phenyl-1H-pyrazol-1-yl)methyl)cyclohexyl)methoxy)acetate and tert-Butyl 2-(((1s,4s)-4-((4-Bromo-5-ethyl-3-phenyl-1H-pyrazol-1-yl)methyl)cyclohexyl)methoxy)acetate as a Mixture of Regioisomers

[0847] To a solution of 4-bromo-5-ethyl-3-phenyl-1H-pyrazole (3.0 g, 11.95 mmol) in DMF (5 mL) was added sodium hydride (0.287 g, 11.95 mmol) followed by tert-butyl 2-(((1s,4s)-4-(tosyloxymethyl)cyclohexyl)methoxy)acetate (4.93 g, 11.95 mmol). The reaction was heated at 45° C. overnight. After quenched with water (2 mL), the mixture was extracted with EtOAc, washed with brine, dried over $MgSO_4$, and concentrated. The residue was purified by silica gel column chromatography to give the title compound (a mixture of regioisomers) as a clear liquid (4.5 g). LCMS $m/z=491.2$ $[M+H]^+$; 1H NMR (400 MHz, $CDCl_3$) δ ppm 1.25 (t, $J=7.20$ Hz, 3H), 1.31-1.43 (m, 4H), 1.49 (s, 9H), 1.51-1.60 (m, 4H), 1.76-1.90 (m, 1H), 2.12-2.24 (m, 1H), 2.72 (q, $J=7.75$ Hz, 2H), 3.46 (d, $J=6.82$ Hz, 2H), 3.92 (s, 2H), 4.01 (d, $J=7.58$ Hz, 2H), 7.31-7.43 (m, 3H), 7.86 (d, $J=7.33$ Hz, 2H).

Step D: Preparation of 2-(((1s,4s)-4-(3-Ethyl-4-(3-methoxyphenyl)-5-phenyl-1H-pyrazol-1-yl)methyl)cyclohexyl)methoxy)acetic Acid

[0848] To a solution of tert-butyl 2-(((1s,4s)-4-((4-bromo-3-ethyl-5-phenyl-1H-pyrazol-1-yl)methyl)cyclohexyl)methoxy)acetate and tert-butyl 2-(((1s,4s)-4-((4-bromo-5-ethyl-3-phenyl-1H-pyrazol-1-yl)methyl)cyclohexyl)methoxy)acetate as a mixture of regioisomers (100 mg, 0.20 mmol) were added 3-methoxyphenylboronic acid (30.2 mg, 0.20 mmol), tetrakis(triphenylphosphine)palladium (23.1 mg, 0.20 mmol), K_2CO_3 (2 M aq., 0.5 mL) and dioxane (3 mL) was heated to 150° C. under microwave for 4 h. The reaction mixture was filtered and concentrated. The residue was treated with HCl (4 M in dioxane, 5 mL) at room temperature for 10 h. The mixture was concentrated and purified by HPLC to give the title compound (one of the two regioisomers separated) as a white solid (13.5 mg). LCMS $m/z=463.3$ $[M+H]^+$; 1H NMR (400 MHz, DMSO- d_6) δ ppm 1.01-1.18 (m, 4H), 1.12 (t, $J=7.58$ Hz, 3H), 1.22-1.35 (m, 4H), 1.54-1.68 (m, 1H), 1.87-1.98 (m, 1H), 2.63 (q, $J=7.58$ Hz, 2H), 3.20 (d, $J=6.82$ Hz, 2H), 3.58 (s, 3H), 3.90 (d, $J=7.32$ Hz, 2H), 3.91 (s, 2H), 6.55-6.74 (m, 3H), 7.10-7.17 (m, 2H), 7.22-7.28 (m, 2H), 7.36-7.44 (m, 2H).

Example 1.153

Preparation of 2-(((1s,4s)-4-((3-Ethyl-4,5-diphenyl-1H-pyrazol-1-yl)methyl)cyclohexyl)methoxy)acetic Acid (Compound 100)

[0849] From tert-butyl 2-(((1s,4s)-4-((4-bromo-3-ethyl-5-phenyl-1H-pyrazol-1-yl)methyl)cyclohexyl)methoxy)acetate and tert-butyl 2-(((1s,4s)-4-((4-bromo-5-ethyl-3-phenyl-

1H-pyrazol-1-yl)methyl)cyclohexyl)methoxy)acetate as a mixture of regioisomers and phenylboronic acid, the title compound (one of the two regioisomers separated) was obtained using a similar method to the one described in Example 1.152. LCMS $m/z=433.3$ $[M+H]^+$; 1H NMR (400 MHz, DMSO- d_6) δ ppm 1.01-1.16 (m, 4H), 1.11 (t, $J=7.58$ Hz, 3H), 1.22-1.34 (m, 4H), 1.55-1.66 (m, 1H), 1.83-1.96 (m, 1H), 2.60 (q, $J=7.83$ Hz, 2H), 3.20 (d, $J=6.82$ Hz, 2H), 3.90 (s, 2H), 3.94 (d, $J=7.33$ Hz, 2H), 7.04-7.26 (m, 5H), 7.35-7.57 (m, 5H).

Example 1.154

Preparation of 2-(((1s,4s)-4-(5-Ethyl-3,4-diphenyl-1H-pyrazol-1-yl)methyl)cyclohexyl)methoxy)acetic Acid (Compound 101)

[0850] From tert-butyl 2-(((1s,4s)-4-((4-bromo-3-ethyl-5-phenyl-1H-pyrazol-1-yl)methyl)cyclohexyl)methoxy)acetate and tert-butyl 2-(((1s,4s)-4-((4-bromo-5-ethyl-3-phenyl-1H-pyrazol-1-yl)methyl)cyclohexyl)methoxy)acetate as a mixture of regioisomers and phenylboronic acid, the title compound was obtained using a similar method to the one described in Example 1.152. LCMS $m/z=433.3$ $[M+H]^+$; 1H NMR (400 MHz, DMSO- d_6) δ ppm 1.02 (t, $J=7.58$ Hz, 3H), 1.30-1.57 (m, 8H), 1.72-1.83 (m, 1H), 2.08-2.18 (m, 1H), 2.59 (q, $J=7.49$ Hz, 2H), 3.44 (d, $J=7.07$ Hz, 2H), 4.00 (s, 2H), 4.03 (d, $J=7.33$ Hz, 2H), 7.15-7.25 (m, 4H), 7.28-7.47 (m, 6H).

Example 1.155

Preparation of 2-(((1s,4s)-4-((3-Ethyl-4-(3-fluorophenyl)-5-phenyl-1H-pyrazol-1-yl)methyl)cyclohexyl)methoxy)acetic Acid (Compound 102)

[0851] From tert-butyl 2-(((1s,4s)-4-((4-bromo-3-ethyl-5-phenyl-1H-pyrazol-1-yl)methyl)cyclohexyl)methoxy)acetate and tert-butyl 2-(((1s,4s)-4-((4-bromo-5-ethyl-3-phenyl-1H-pyrazol-1-yl)methyl)cyclohexyl)methoxy)acetate as a mixture of regioisomers and 3-fluorophenylboronic acid, the title compound (one of the two regioisomers separated) was obtained using a similar method to the one described in Example 1.152. LCMS $m/z=451.3$ $[M+H]^+$; 1H NMR (400 MHz, DMSO- d_6) δ ppm 1.00-1.19 (m, 4H), 1.12 (t, $J=7.45$ Hz, 3H), 1.21-1.35 (m, 4H), 1.53-1.64 (m, 1H), 1.88-1.98 (m, 1H), 2.64 (q, $J=7.58$ Hz, 2H), 3.20 (d, $J=7.07$ Hz, 2H), 3.91 (d, $J=7.33$ Hz, 2H), 3.91 (s, 2H), 6.80-7.02 (m, 3H), 7.22-7.46 (m, 6H).

Example 1.156

Preparation of 2-(((1s,4s)-4-((5-Ethyl-4-(3-fluorophenyl)-3-phenyl-1H-pyrazol-1-yl)methyl)cyclohexyl)methoxy)acetic Acid (Compound 103)

[0852] From tert-butyl 2-(((1s,4s)-4-((4-bromo-3-ethyl-5-phenyl-1H-pyrazol-1-yl)methyl)cyclohexyl)methoxy)acetate and tert-butyl 2-(((1s,4s)-4-((4-bromo-5-ethyl-3-phenyl-1H-pyrazol-1-yl)methyl)cyclohexyl)methoxy)acetate as a mixture of regioisomers and 3-fluorophenylboronic acid, the title compound (one of the two regioisomers separated) was obtained using a similar method to the one described in Example 1.152. LCMS $m/z=451.3$ $[M+H]^+$; 1H NMR (400 MHz, DMSO- d_6) δ ppm 1.03 (t, $J=7.58$ Hz, 3H), 1.34-1.56 (m, 8H), 1.74-1.82 (m, 1H), 2.09-2.18 (m, 1H), 2.63 (q, $J=7.58$ Hz, 2H), 3.44 (d, $J=7.07$ Hz, 2H), 4.00 (s, 2H), 4.04 (d,

$J=7.33$ Hz, 2H), 6.95-7.04 (m, 2H), 7.10-7.18 (m, 1H), 7.18-7.33 (m, 5H), 7.37-7.45 (m, 1H).

Example 1.157

Preparation of 2-(((1s,4s)-4-((3-Ethyl-4-(2-fluoro-3-methoxyphenyl)-5-phenyl-1H-pyrazol-1-yl)methyl)cyclohexyl)methoxy)acetic Acid (Compound 104)

[0853] From tert-butyl 2-(((1s,4s)-4-((4-bromo-3-ethyl-5-phenyl-1H-pyrazol-1-yl)methyl)cyclohexyl)methoxy)acetate and tert-butyl 2-(((1s,4s)-4-((4-bromo-5-ethyl-3-phenyl-1H-pyrazol-1-yl)methyl)cyclohexyl)methoxy)acetate as a mixture of regioisomers and 2-fluoro-3-methoxyphenylboronic acid, the title compound (one of the two regioisomers separated) was obtained using a similar method to the one described in Example 1.152. LCMS $m/z=481.3$ $[M+H]^+$; 1H NMR (400 MHz, DMSO- d_6) δ ppm 1.06 (t, $J=7.58$ Hz, 3H), 1.06-1.19 (m, 4H), 1.26-1.39 (m, 4H), 1.54-1.63 (m, 1H), 1.88-1.98 (m, 1H), 2.64 (q, $J=7.41$ Hz, 2H), 3.19 (d, $J=6.82$ Hz, 2H), 3.77 (s, 3H), 3.96 (d, $J=7.58$ Hz, 2H), 3.99 (s, 2H), 6.95-7.04 (m, 2H), 7.18-7.29 (m, 3H), 7.32-7.42 (m, 3H).

Example 1.158

Preparation of 2-(((1s,4s)-4-((5-Ethyl-4-(2-fluoro-3-methoxyphenyl)-3-phenyl-1H-pyrazol-1-yl)methyl)cyclohexyl)methoxy)acetic Acid (Compound 105)

[0854] From tert-butyl 2-(((1s,4s)-4-((4-bromo-3-ethyl-5-phenyl-1H-pyrazol-1-yl)methyl)cyclohexyl)methoxy)acetate and tert-butyl 2-(((1s,4s)-4-((4-bromo-5-ethyl-3-phenyl-1H-pyrazol-1-yl)methyl)cyclohexyl)methoxy)acetate as a mixture of regioisomers and 2-fluoro-3-methoxyphenylboronic acid, the title compound (one of the two regioisomers separated) was obtained using a similar method to the one described in Example 1.152. LCMS $m/z=481.3$ $[M+H]^+$; 1H NMR (400 MHz, CD_3OD) δ ppm 1.24 (t, $J=7.58$ Hz, 3H), 1.32-1.70 (m, 8H), 1.85-1.99 (m, 1H), 2.15-2.27 (m, 1H), 2.65 (q, $J=7.45$ Hz, 2H), 3.53 (d, $J=7.07$ Hz, 2H), 3.87 (s, 3H), 4.07 (s, 2H), 4.10 (d, $J=7.71$ Hz, 2H), 6.68-6.74 (m, 1H), 7.04-7.10 (m, 1H), 7.18-7.24 (m, 2H), 7.29-7.38 (m, 2H), 7.45-7.55 (m, 2H).

Example 1.159

Preparation of 2-(((1s,4s)-4-((4-(2,3-Difluorophenyl)-3-ethyl-5-phenyl-1H-pyrazol-1-yl)methyl)cyclohexyl)methoxy)acetic Acid (Compound 106)

[0855] From tert-butyl 2-(((1s,4s)-4-((4-bromo-3-ethyl-5-phenyl-1H-pyrazol-1-yl)methyl)cyclohexyl)methoxy)acetate and tert-butyl 2-(((1s,4s)-4-((4-bromo-5-ethyl-3-phenyl-1H-pyrazol-1-yl)methyl)cyclohexyl)methoxy)acetate as a mixture of regioisomers and 2,3-difluorophenylboronic acid, the title compound (one of the two regioisomers separated) was obtained using a similar method to the one described in Example 1.152. LCMS $m/z=469.3$ $[M+H]^+$; 1H NMR (400 MHz, DMSO- d_6) δ ppm 1.00 (t, $J=7.45$ Hz, 3H), 1.03-1.13 (m, 4H), 1.22-1.32 (m, 4H), 1.54-1.65 (m, 1H), 1.81-1.90 (m, 1H), 2.58 (q, $J=7.58$ Hz, 2H), 3.18 (d, $J=6.82$

Hz, 2H), 3.90 (s, 2H), 3.95 (d, J=7.83 Hz, 2H), 7.07-7.14 (m, 1H), 7.19-7.32 (m, 3H), 7.36-7.58 (m, 4H).

Example 1.160

Preparation of 2-(((1s,4s)-4-((4-(2,3-Difluorophenyl)-5-ethyl-3-phenyl-1H-pyrazol-1-yl)methyl)cyclohexyl)methoxy)acetic Acid (Compound 107)

[0856] From tert-butyl 2-(((1s,4s)-4-((4-bromo-3-ethyl-5-phenyl-1H-pyrazol-1-yl)methyl)cyclohexyl)methoxy)acetate and tert-butyl 2-(((1s,4s)-4-((4-bromo-5-ethyl-3-phenyl-1H-pyrazol-1-yl)methyl)cyclohexyl)methoxy)acetate as a mixture of regioisomers and 2,3-difluorophenylboronic acid, the title compound (one of the two regioisomers separated) was obtained using a similar method to the one described in Example 1.152. LCMS m/z =469.3 [M+H]⁺; ¹H NMR (400 MHz, CD₃OD) δ ppm 1.08 (t, J=7.58 Hz, 3H), 1.38-1.68 (m, 8H), 1.85-1.95 (m, 1H), 2.17-2.27 (m, 1H), 2.66 (q, J=7.58 Hz, 2H), 3.53 (d, J=7.07 Hz, 2H), 4.08 (s, 2H), 4.12 (d, J=7.58 Hz, 2H), 6.96-7.02 (m, 1H), 7.11-7.18 (m, 1H), 7.20-7.26 (m, 3H), 7.28-7.33 (m, 3H).

Example 1.161

Preparation of 2-(((1s,4s)-4-((3-Isopropyl-4,5-diphenyl-1H-pyrazol-1-yl)methyl)cyclohexyl)methoxy)acetic Acid (Compound 112)

Step A: Preparation of 5-Isopropyl-3-phenyl-1H-pyrazole (15)

[0857] To a solution of acetophenone (1.21 g, 10.07 mmol) in dry toluene (5 mL) was added LiHMDS (11.0 mL, 1.0 M in THF, 11.0 mmol) via syringe at 0° C. under argon. After 5 min, isobutryl chloride (1.073 g, 10.07 mmol) was added in one portion via syringe. The ice bath was removed and AcOH (2 mL), EtOH (50 mL) and THF (5 mL) were added to form a homogeneous mixture. Hydrazine hydrate (2 mL, 10.07 mmol) was added and the reaction was refluxed for 2 h. After cooled to room temperature, the reaction was concentrated and extracted with EtOAc, washed with brine, dried over MgSO₄, and concentrated. The residue was purified by silica gel column chromatography to give the title compound as colorless oil (0.70 g). LCMS m/z =187.3 [M+H]⁺; ¹H NMR (400 MHz, CDCl₃) δ ppm 1.33 (d, J=6.82 Hz, 6H), 2.94-3.13 (m, 1H), 6.38 (s, 1H), 7.17-7.45 (m, 5H), 10.14 (bs, 1H).

Step B: Preparation of 4-Iodo-5-isopropyl-3-phenyl-1H-pyrazole

[0858] To a solution of 5-isopropyl-3-phenyl-1H-pyrazole (0.64 g, 3.44 mmol) in THF (20 mL) and water (20.00 mL) were added sodium iodide (0.515 g, 3.44 mmol), iodine (1.308 g, 5.15 mmol), and potassium carbonate (0.712 g, 5.15 mmol) at room temperature. The reaction was refluxed for 2 h, cooled to room temperature and quenched with 10% aq. Na₂SO₃. The organic solvent was removed under reduced pressure and the aqueous residue was extracted with EtOAc. The organic extract was washed with NaHCO₃ solution, brine, dried over MgSO₄, and concentrated. The residue was purified by silica gel column chromatography to give the title compound as a clear liquid (0.42 g). LCMS m/z =313.2 [M+H]⁺; ¹H NMR (400 MHz, CDCl₃) δ ppm 1.17 (d, J=7.07

Hz, 6H), 3.02 (septet, J=7.07 Hz, 1H), 7.23-7.32 (m, 3H), 7.60-7.67 (m, 2H), 11.81 (bs, 1H).

Step C: Preparation of tert-Butyl 2-(((1s,4s)-4-((4-Iodo-5-isopropyl-3-phenyl-1H-pyrazol-1-yl)methyl)cyclohexyl)methoxy)acetate and tert-Butyl 2-(((1s,4s)-4-((4-Iodo-3-isopropyl-5-phenyl-1H-pyrazol-1-yl)methyl)cyclohexyl)methoxy)acetate as a Mixture of Regioisomers

[0859] To a solution of 4-iodo-5-isopropyl-3-phenyl-1H-pyrazole (0.35 g, 1.121 mmol) in DMF (5 mL) was added sodium hydride (0.027 g, 1.121 mmol) at room temperature. The reaction was stirred at room temperature for 1 h and tert-butyl 2-(((1s,4s)-4-(tosyloxymethyl)cyclohexyl)methoxy)acetate (0.463 g, 1.121 mmol) was added. The reaction was heated at 50° C. for 16 h, cooled to room temperature, and quenched with water (2 mL). The mixture was extracted with EtOAc. The organic extract was dried over MgSO₄ and concentrated. The residue was purified by silica gel column chromatography to give the title compound (a mixture of two regioisomers) as a clear liquid (0.52 g). LCMS m/z =553.2 [M+H]⁺; ¹H NMR (400 MHz, CDCl₃) δ ppm 0.99-1.20 (m, 4H), 1.25-1.42 (m, 4H), 1.46 (d, J=7.20 Hz, 6H), 1.48 (s, 9H), 1.82-1.94 (m, 1H), 2.07-2.19 (m, 1H), 3.16-3.28 (m, 1H), 3.45 (d, J=7.07 Hz, 2H), 3.95 (s, 2H), 4.07 (d, J=7.71 Hz, 2H), 7.30-7.46 (m, 3H), 7.63-7.79 (m, 2H).

Step D: Preparation of 2-(((1s,4s)-4-(3-Isopropyl-4,5-diphenyl-1H-pyrazol-1-yl)methyl)cyclohexyl)methoxy)acetic Acid

[0860] A mixture of phenylboronic acid (21.9 mg, 0.18 mmol), tert-butyl 2-(((1s,4s)-4-(4-iodo-5-isopropyl-3-phenyl-1H-pyrazol-1-yl)methyl)cyclohexyl)methoxy)acetate and tert-butyl 2-(((1s,4s)-4-((4-iodo-3-isopropyl-5-phenyl-1H-pyrazol-1-yl)methyl)cyclohexyl)methoxy)acetate as a mixture of regioisomers (100 mg, 0.18 mmol), tetrakis(triphenylphosphine)palladium (10.0 mg, 0.009 mmol), K₂CO₃ (2 M aq., 0.2 mL) and dioxane (4 mL) was heated to 150° C. under microwave irradiation for 4 h. The mixture was filtered and concentrated. The residue was treated with HCl (4 M in dioxane, 5 mL) at room temperature for 10 h. The mixture was concentrated and purified by HPLC to give the title compound (one of the two regioisomers separated) as a white solid (15.5 mg). LCMS m/z =447.3 [M+H]⁺; ¹H NMR (400 MHz, DMSO-d₆) δ ppm 1.05-1.15 (m, 4H), 1.17 (d, J=6.82 Hz, 6H), 1.21-1.35 (m, 4H), 1.55-1.63 (m, 1H), 1.84-1.95 (m, 1H), 2.96-3.04 (m, 1H), 3.20 (d, J=6.82 Hz, 2H), 3.91 (s, 2H), 3.93 (d, J=7.58 Hz, 2H), 7.05-7.10 (m, 2H), 7.12-7.19 (m, 2H), 7.19-7.27 (m, 3H), 7.32-7.40 (m, 3H).

Example 1.162

Preparation of 2-(((1s,4s)-4-((4-(3-Chlorophenyl)-3-ethyl-5-phenyl-1H-pyrazol-1-yl)methyl)cyclohexyl)methoxy)acetic Acid (Compound 115)

[0861] From tert-butyl 2-(((1s,4s)-4-((4-bromo-3-ethyl-5-phenyl-1H-pyrazol-1-yl)methyl)cyclohexyl)methoxy)acetate and tert-butyl 2-(((1s,4s)-4-((4-bromo-5-ethyl-3-phenyl-1H-pyrazol-1-yl)methyl)cyclohexyl)methoxy)acetate as a mixture of regioisomers and 3-chlorophenylboronic acid, the title compound (one of the two regioisomers separated) was obtained using a similar method to the one described in Example 1.152. LCMS m/z =467.2 [M+H]⁺; ¹H NMR (400

MHz, CDCl₃) δ ppm 1.08-1.23 (m, 4H), 1.21 (t, J=7.58 Hz, 3H), 1.27-1.45 (m, 4H), 1.68-1.79 (m, 1H), 1.94-2.04 (m, 1H), 2.77 (q, J=7.54 Hz, 2H), 3.31 (d, J=6.57 Hz, 2H), 4.02 (s, 2H), 4.12 (d, J=7.58 Hz, 2H), 6.88-6.95 (m, 2H), 7.06-7.23 (m, 5H), 7.35-7.44 (m, 2H).

Example 1.163

Preparation of 2-(((1s,4s)-4-((4-(3-Chlorophenyl)-5-ethyl-3-phenyl-1H-pyrazol-1-yl)methyl)cyclohexyl)methoxy)acetic Acid (Compound 116)

[0862] From tert-butyl 2-(((1s,4s)-4-((4-bromo-3-ethyl-5-phenyl-1H-pyrazol-1-yl)methyl)cyclohexyl)methoxy)acetate and tert-butyl 2-(((1s,4s)-4-((4-bromo-5-ethyl-3-phenyl-1H-pyrazol-1-yl)methyl)cyclohexyl)methoxy)acetate as a mixture of regioisomers and 3-chlorophenylboronic acid, the title compound (one of the two regioisomers separated) was obtained using a similar method to the one described in Example 1.152. LCMS m/z =467.2 [M+H]⁺; ¹H NMR (400 MHz, CDCl₃) δ ppm 1.13 (t, J=7.52 Hz, 3H), 1.32-1.46 (m, 4H), 1.48-1.66 (m, 4H), 1.87-1.99 (m, 1H), 2.13-2.26 (m, 1H), 2.66 (q, J=7.58 Hz, 2H), 3.52 (d, J=6.69 Hz, 2H), 4.10 (s, 2H), 4.17 (d, J=7.45 Hz, 2H), 7.02-7.08 (m, 2H), 7.18-7.38 (m, 7H).

Example 1.164

Preparation of 2-(((1s,4s)-4-((4-(2,3-Difluorophenyl)-5-isopropyl-3-phenyl-1H-pyrazol-1-yl)methyl)cyclohexyl)methoxy)acetic Acid (Compound 117)

[0863] From tert-butyl 2-(((1s,4s)-4-((4-iodo-5-isopropyl-3-phenyl-1H-pyrazol-1-yl)methyl)cyclohexyl)methoxy)acetate and tert-butyl 2-(((1s,4s)-4-((4-iodo-3-isopropyl-5-phenyl-1H-pyrazol-1-yl)methyl)cyclohexyl)methoxy)acetate as a mixture of regioisomers and 2,3-difluorophenylboronic acid, the title compound (one of the two regioisomers separated) was obtained using a similar method to the one described in Example 1.161. LCMS m/z =483.3 [M+H]⁺; ¹H NMR (400 MHz, DMSO-d₆) δ ppm 1.14 (d, J=7.07 Hz, 6H), 1.20-1.36 (m, 8H), 1.56-1.64 (m, 1H), 1.87-1.97 (m, 1H), 2.78-2.88 (m, 1H), 3.20 (d, J=7.07 Hz, 2H), 3.91 (s, 2H), 3.98 (d, J=7.58 Hz, 2H), 6.96-7.14 (m, 2H), 7.19-7.26 (m, 3H), 7.32-7.41 (m, 3H).

Example 1.165

Preparation of 2-(((1s,4s)-4-((5-(Ethylthio)-4-(2-fluorophenyl)-3-phenyl-1H-pyrazol-1-yl)methyl)cyclohexyl)methoxy)acetic Acid (Compound 118)

[0864] From tert-butyl 2-(((1s,4s)-4-((5-(ethylthio)-4-iodo-3-phenyl-1H-pyrazol-1-yl)methyl)cyclohexyl)methoxy)acetate and tert-butyl 2-(((1s,4s)-4-((3-(ethylthio)-4-iodo-5-phenyl-1H-pyrazol-1-yl)methyl)cyclohexyl)methoxy)acetate as a mixture of regioisomers and 3-fluorophenylboronic acid, the title compound (one of the two regioisomers separated) was obtained using a similar method to the one described in Example 1.149. LCMS m/z =483.2 [M+H]⁺; ¹H NMR (400 MHz, DMSO-d₆) δ ppm 0.95 (t, J=7.33 Hz, 3H), 1.32-1.56 (m, 8H), 1.72-1.82 (m, 1H), 2.17-2.28 (m, 1H), 2.53 (q, J=7.33 Hz, 2H), 3.42 (d,

J=6.82 Hz, 2H), 4.01 (s, 2H), 4.30 (d, J=7.58 Hz, 2H), 7.20-7.30 (m, 5H), 7.32-7.39 (m, 2H), 7.40-7.49 (m, 2H).

Example 1.166

Preparation of 2-(((1s,4s)-4-((5-(Ethylthio)-4-(3-fluoro-5-methoxyphenyl)-3-phenyl-1H-pyrazol-1-yl)methyl)cyclohexyl)methoxy)acetic Acid (Compound 119)

[0865] From tert-butyl 2-(((1s,4s)-4-((5-(ethylthio)-4-iodo-3-phenyl-1H-pyrazol-1-yl)methyl)cyclohexyl)methoxy)acetate and tert-butyl 2-(((1s,4s)-4-((3-(ethylthio)-4-iodo-5-phenyl-1H-pyrazol-1-yl)methyl)cyclohexyl)methoxy)acetate as a mixture of regioisomers and 3-fluoro-5-methoxyphenylboronic acid, the title compound (one of the two regioisomers separated) was obtained using a similar method to the one described in Example 1.149. LCMS m/z =513.3 [M+H]⁺; ¹H NMR (400 MHz, DMSO-d₆) δ ppm 0.99 (t, J=7.33 Hz, 3H), 1.33-1.56 (m, 8H), 1.72-1.82 (m, 1H), 2.17-2.27 (m, 1H), 2.57 (q, J=7.33 Hz, 2H), 3.42 (d, J=6.82 Hz, 2H), 3.73 (s, 3H), 4.01 (s, 2H), 4.28 (d, J=7.58 Hz, 2H), 6.62-6.70 (m, 2H), 6.76-6.83 (m, 1H), 7.23-7.41 (m, 5H).

Example 1.167

Preparation of 2-(((1s,4s)-4-((5-Cyclopropyl-4-(3-methoxyphenyl)-3-phenyl-1H-pyrazol-1-yl)methyl)cyclohexyl)methoxy)acetic Acid (Compound 120)

Step A: Preparation of 5-Cyclopropyl-3-phenyl-1H-pyrazole

[0866] To a solution of acetophenone (5.0 g, 41.6 mmol) in dry toluene (5 mL) was added LiHMDS (42.0 mL, 1.0 M in THF, 42.0 mmol) via syringe at 0° C. under argon. After 5 min, cyclopropanecarbonyl chloride (4.35 g, 41.6 mmol) was added in one portion via syringe. The ice bath was removed and AcOH (2 mL), EtOH (50 mL), and hydrazine hydrate (10 mL, 64% aq., 127.8 mmol) was added. The mixture was refluxed for 30 min, cooled to room temperature, and concentrated. The residue was extracted with EtOAc, washed with brine, dried over MgSO₄, and purified by silica gel column chromatography to give the title compound as colorless oil (4.5 g). LCMS m/z =184.7 [M+H]⁺; ¹H NMR (400 MHz, CDCl₃) δ ppm 0.71-0.80 (m, 2H), 0.89-1.00 (m, 2H), 1.81-1.98 (m, 1H), 6.22 (s, 1H), 7.11-7.56 (m, 5H), 10.50 (bs, 1H).

Step B: Preparation of
5-Cyclopropyl-4-iodo-3-phenyl-1H-pyrazole

[0867] To a solution of 5-cyclopropyl-3-phenyl-1H-pyrazole (3.0 g, 16.28 mmol) in THF (20 mL) and water (20 mL) were added sodium iodide (2.441 g, 16.28 mmol), iodine (6.20 g, 24.43 mmol), and potassium carbonate (3.38 g, 24.43 mmol) at room temperature. The reaction was brought to reflux for 2 h at 100° C. The reaction was cooled to room temperature and quenched with 10% aq. Na₂SO₃. The organic solvent was removed under reduced pressure and the aqueous was extracted with EtOAc, washed with NaHCO₃ solution, brine, dried over MgSO₄, and concentrated. The residue was purified by silica gel column chromatography to give the title compound (2.7 g). LCMS m/z =310.8 [M+H]⁺; ¹H NMR (400 MHz, DMSO-d₆) δ ppm 0.75-0.81 (m, 2H),

0.83-0.88 (m, 2H), 2.46-2.56 (m, 1H), 7.33-7.47 (m, 3H), 7.62-7.71 (m, 2H), 12.91 (s, 1H).

Step C: Preparation of tert-Butyl 2-(((1s,4s)-4-(3-cyclopropyl-4-iodo-5-phenyl-1H-pyrazol-1-yl)methyl)cyclohexyl)methoxy)acetate and tert-Butyl 2-(((1s,4s)-4-((5-cyclopropyl-4-iodo-3-phenyl-1H-pyrazol-1-yl)methyl)cyclohexyl)methoxy)acetate as a Mixture of Regioisomers

[0868] A solution of 5-cyclopropyl-4-iodo-3-phenyl-1H-pyrazole (3.5 g, 11.29 mmol) in DMF (5 mL) was treated with sodium hydride (0.271 g, 11.29 mmol) at room temperature for 1 h, then tert-butyl 2-(((1s,4s)-4-(tosyloxymethyl)cyclohexyl)methoxy)acetate (4.66 g, 11.29 mmol) was added. The reaction mixture was heated to 50° C. for 16 h and quenched by water (2 mL). The mixture was extracted by EtOAc, dried over MgSO₄, and concentrated. The residue was purified by silica gel column chromatography to give the title compound (a mixture of two regioisomers) as colorless oil (4.5 g). LCMS m/z=551.1 [M+H]⁺; ¹H NMR (400 MHz, CDCl₃) δ ppm 1.04-1.19 (m, 4H), 1.33-1.44 (m, 4H), 1.46 (s, 9H), 1.47 (d, J=8.08 Hz, 4H), 1.67-1.77 (m, 1H), 1.85-1.91 (m, 1H), 1.90-1.99 (m, 1H), 3.25 (d, J=7.07 Hz, 2H), 3.87 (s, 2H), 3.91 (d, J=7.58 Hz, 2H), 7.28-7.54 (m, 5H).

Step D: Preparation of 2-(((1s,4s)-4-((5-cyclopropyl-4-(3-methoxyphenyl)-3-phenyl-1H-pyrazol-1-yl)methyl)cyclohexyl)methoxy)acetic Acid

[0869] A mixture of 3-methoxyphenylboronic acid (27.4 mg, 0.18 mmol), tert-butyl 2-(((1s,4s)-4-((3-cyclopropyl-4-iodo-5-phenyl-1H-pyrazol-1-yl)methyl)cyclohexyl)methoxy)acetate and tert-butyl 2-(((1s,4s)-4-((5-cyclopropyl-4-iodo-3-phenyl-1H-pyrazol-1-yl)methyl)cyclohexyl)methoxy)acetate as a mixture of regioisomers (100 mg, 0.18 mmol), tetrakis(triphenylphosphine)palladium (10.0 mg, 0.009 mmol), K₂CO₃ (2 M aq., 0.2 mL) and dioxane (4 mL) was heated to 150° C. under microwave irradiation for 4 h. The mixture was filtered and concentrated. The residue was treated with HCl (4 M in dioxane, 5 mL) at room temperature for 10 h. The mixture was concentrated and purified by HPLC to give the title compound (one of the two regioisomers separated) as white solid (23.5 mg). LCMS m/z=475.3 [M+H]⁺; ¹H NMR (400 MHz, CD₃OD) δ ppm 0.35-0.48 (m, 2H), 0.86-0.99 (m, 2H), 1.44-1.80 (m, 8H), 1.83-2.01 (m, 1H), 2.29-2.41 (m, 1H), 2.67-2.76 (m, 1H), 3.57 (d, J=6.95 Hz, 2H), 3.74 (s, 3H), 4.13 (s, 2H), 4.30 (d, J=7.33 Hz, 2H), 6.70-7.00 (m, 4H), 7.17-7.55 (m, 5H).

Example 1.168

Preparation of 2-(((1s,4s)-4-((5-cyclopropyl-3,4-diphenyl-1H-pyrazol-1-yl)methyl)cyclohexyl)methoxy)acetic Acid (Compound 122)

[0870] From tert-butyl 2-(((1s,4s)-4-(3-cyclopropyl-4-iodo-5-phenyl-1H-pyrazol-1-yl)methyl)cyclohexyl)methoxy)acetate and tert-butyl 2-(((1s,4s)-4-((5-cyclopropyl-4-iodo-3-phenyl-1H-pyrazol-1-yl)methyl)cyclohexyl)methoxy)acetate as a mixture of regioisomers and phenylboronic acid, the title compound (one of the two regioisomers separated) was obtained using a similar method to the one described in Example 1.167. LCMS m/z=445.4 [M+H]⁺; ¹H NMR (400 MHz, DMSO-d₆) δ ppm 0.20-0.27 (m, 2H), 0.74-0.81 (m, 2H), 1.36-1.56 (m, 8H), 1.70-1.81 (m, 1H),

1.81-1.91 (m, 1H), 2.13-2.28 (m, 1H), 3.42 (d, J=6.95 Hz, 2H), 4.00 (s, 2H), 4.17 (d, J=7.45 Hz, 2H), 7.16-7.25 (m, 5H), 7.25-7.37 (m, 5H).

Example 1.169

Preparation of 2-(((1s,4s)-4-((3-isopropyl-4-(3-methoxyphenyl)-5-phenyl-1H-pyrazol-1-yl)methyl)cyclohexyl)methoxy)acetic Acid (Compound 123)

[0871] From tert-butyl 2-(((1s,4s)-4-((4-iodo-5-isopropyl-3-phenyl-1H-pyrazol-1-yl)methyl)cyclohexyl)methoxy)acetate and tert-butyl 2-(((1s,4s)-4-((4-iodo-3-isopropyl-5-phenyl-1H-pyrazol-1-yl)methyl)cyclohexyl)methoxy)acetate as a mixture of regioisomers, and 3-methoxyphenylboronic acid, the title compound (one of the two regioisomers separated) was obtained using a similar method to the one described in Example 1.161. LCMS m/z=477.3 [M+H]⁺; ¹H NMR (400 MHz, CD₃OD) δ ppm 1.10-1.26 (m, 4H), 1.29 (d, J=6.95 Hz, 6H), 1.30-1.45 (m, 4H), 1.66-1.76 (m, 1H), 1.95-2.06 (m, 1H), 3.10-3.22 (m, 1H), 3.29 (d, J=6.95 Hz, 2H), 3.66 (s, 3H), 4.00 (s, 2H), 4.10 (d, J=7.71 Hz, 2H), 6.60-6.81 (m, 3H), 7.13-7.31 (m, 3H), 7.33-7.46 (m, 3H).

Example 1.170

Preparation of 2-(((1s,4s)-4-((4-(3-chlorophenyl)-3-isopropyl-5-phenyl-1H-pyrazol-1-yl)methyl)cyclohexyl)methoxy)acetic Acid (Compound 124)

[0872] From tert-butyl 2-(((1s,4s)-4-((4-iodo-5-isopropyl-3-phenyl-1H-pyrazol-1-yl)methyl)cyclohexyl)methoxy)acetate and tert-butyl 2-(((1s,4s)-4-((4-iodo-3-isopropyl-5-phenyl-1H-pyrazol-1-yl)methyl)cyclohexyl)methoxy)acetate as a mixture of regioisomers and 3-chlorophenylboronic acid, the title compound (one of the two regioisomers separated) was obtained using a similar method to the one described in Example 1.161. LCMS m/z=481.3 [M+H]⁺; ¹H NMR (400 MHz, DMSO-d₆) δ ppm 1.18 (d, J=6.82 Hz, 6H), 1.21-1.35 (m, 4H), 1.37-1.56 (m, 4H), 1.83-1.95 (m, 1H), 2.06-2.17 (m, 1H), 2.96-3.06 (m, 1H), 3.20 (d, J=7.07 Hz, 2H), 3.91 (s, 2H), 3.93 (d, J=7.83 Hz, 2H), 7.01-7.09 (m, 1H), 7.15-7.31 (m, 5H), 7.35-7.44 (m, 3H).

Example 1.171

Preparation of 2-(((1s,4s)-4-((4-(2-fluoro-3-methoxyphenyl)-3-isopropyl-5-phenyl-1H-pyrazol-1-yl)methyl)cyclohexyl)methoxy)acetic Acid (Compound 125)

[0873] From tert-butyl 2-(((1s,4s)-4-((4-iodo-5-isopropyl-3-phenyl-1H-pyrazol-1-yl)methyl)cyclohexyl)methoxy)acetate and tert-butyl 2-(((1s,4s)-4-((4-iodo-3-isopropyl-5-phenyl-1H-pyrazol-1-yl)methyl)cyclohexyl)methoxy)acetate as a mixture of regioisomers and 2-fluoro-3-methoxyphenylboronic acid, the title compound (one of the two regioisomers separated) was obtained using a similar method to the one described in Example 1.161. LCMS m/z=495.3 [M+H]⁺; ¹H NMR (400 MHz, DMSO-d₆) δ ppm 1.24 (d, J=6.82 Hz, 6H), 1.25-1.33 (m, 4H), 1.34-1.43 (m, 4H), 1.72-1.82 (m, 1H), 2.07-2.15 (m, 1H), 2.98-3.08 (m, 1H), 3.42 (d, J=6.82 Hz,

2H), 3.77 (s, 3H), 3.99 (s, 2H), 4.01 (d, J=7.59 Hz, 2H), 6.81-6.88 (m, 1H), 6.96-7.04 (m, 2H), 7.22-7.30 (m, 2H), 7.32-7.40 (m, 3H).

Example 1.172

Preparation of 2-(((1s,4s)-4-((5-Cyclopropyl-4-(2-fluoro-3-methoxyphenyl)-3-phenyl-1H-pyrazol-1-yl)methyl)cyclohexyl)methoxy)acetic Acid (Compound 126)

[0874] From tert-butyl 2-(((1s,4s)-4-((3-cyclopropyl-4-iodo-5-phenyl-1H-pyrazol-1-yl)methyl)cyclohexyl)methoxy)acetate and tert-butyl 2-(((1s,4s)-4-((5-cyclopropyl-4-iodo-3-phenyl-1H-pyrazol-1-yl)methyl)cyclohexyl)methoxy)acetate as a mixture of regioisomers and 2-fluoro-3-methoxyphenylboronic acid, the title compound was obtained using a similar method to the one described in Example 1.167. LCMS m/z =493.3 [M+H]⁺; ¹H NMR (400 MHz, CD₃OD) δ ppm 0.38-0.45 (m, 2H), 0.82-0.90 (m, 2H), 1.49-1.71 (m, 8H), 1.82-1.90 (m, 1H), 1.90-2.00 (m, 1H), 2.29-2.40 (m, 1H), 3.57 (d, J=6.95 Hz, 2H), 3.93 (s, 3H), 4.13 (s, 2H), 4.31 (d, J=7.58 Hz, 2H), 6.66-6.77 (m, 2H), 7.01-7.15 (m, 3H), 7.22-7.39 (m, 3H).

Example 1.173

Preparation of 2-(((1s,4s)-4-((5-Cyclopropyl-4-(2,3-difluorophenyl)-3-phenyl-1H-pyrazol-1-yl)methyl)cyclohexyl)methoxy)acetic Acid (Compound 127)

[0875] From tert-butyl 2-(((1s,4s)-4-((3-cyclopropyl-4-iodo-5-phenyl-1H-pyrazol-1-yl)methyl)cyclohexyl)methoxy)acetate and tert-butyl 2-(((1s,4s)-4-((5-cyclopropyl-4-iodo-3-phenyl-1H-pyrazol-1-yl)methyl)cyclohexyl)methoxy)acetate as a mixture of regioisomers and 2,3-difluorophenylboronic acid, the title compound was obtained using a similar method to the one described in Example 1.167. LCMS m/z =481.2 [M+H]⁺; ¹H NMR (400 MHz, CD₃OD) δ ppm 0.36-0.42 (m, 2H), 0.85-0.94 (m, 2H), 1.48-1.72 (m, 8H), 1.84-1.91 (m, 1H), 1.89-1.97 (m, 1H), 2.29-2.40 (m, 1H), 3.56 (d, J=6.95 Hz, 2H), 4.12 (s, 2H), 4.31 (d, J=7.70 Hz, 2H), 6.92-7.04 (m, 2H), 7.09-7.19 (m, 2H), 7.19-7.40 (m, 4H).

Example 1.174

Preparation of 2-(((1s,4s)-4-((5-Isopropyl-4-(3-methoxyphenyl)-3-phenyl-1H-pyrazol-1-yl)methyl)cyclohexyl)methoxy)acetic Acid (Compound 128)

[0876] From tert-butyl 2-(((1s,4s)-4-((4-iodo-5-isopropyl-3-phenyl-1H-pyrazol-1-yl)methyl)cyclohexyl)methoxy)acetate and tert-butyl 2-(((1s,4s)-4-((4-iodo-3-isopropyl-5-phenyl-1H-pyrazol-1-yl)methyl)cyclohexyl)methoxy)acetate as a mixture of regioisomers and 3-methoxyphenylboronic acid, the title compound (one of the two regioisomers separated) was obtained using a similar method to the one described in Example 1.161. LCMS m/z =477.3 [M+H]⁺; ¹H NMR (400 MHz, CD₃OD) δ ppm 1.23 (d, J=7.07 Hz, 6H), 1.44-1.75 (m, 8H), 1.90-2.00 (m, 1H), 2.17-2.27 (m, 1H), 3.19-3.30 (m,

1H), 3.58 (d, J=7.07 Hz, 2H), 3.78 (s, 3H), 4.13 (s, 2H), 4.17 (d, J=7.58 Hz, 2H), 6.78-6.97 (m, 3H), 7.20-7.25 (m, 3H), 7.27-7.37 (m, 3H).

Example 1.175

Preparation of 2-(((1s,4s)-4-((4-(3-Chlorophenyl)-5-isopropyl-3-phenyl-1H-pyrazol-1-yl)methyl)cyclohexyl)methoxy)acetic Acid (Compound 129)

[0877] From tert-butyl 2-(((1s,4s)-4-((4-iodo-5-isopropyl-3-phenyl-1H-pyrazol-1-yl)methyl)cyclohexyl)methoxy)acetate and tert-butyl 2-(((1s,4s)-4-((4-iodo-3-isopropyl-5-phenyl-1H-pyrazol-1-yl)methyl)cyclohexyl)methoxy)acetate as a mixture of regioisomers and 3-chlorophenylboronic acid, the title compound (one of the two regioisomers separated) was obtained using a similar method to the one described in Example 1.161. LCMS m/z =481.3 [M+H]⁺; ¹H NMR (400 MHz, DMSO-d₆) δ ppm 1.09 (d, J=7.07 Hz, 6H), 1.34-1.57 (m, 8H), 1.74-1.83 (m, 1H), 2.06-2.17 (m, 1H), 2.95-3.05 (m, 1H), 3.43 (d, J=7.07 Hz, 2H), 3.99 (s, 2H), 4.07 (d, J=7.33 Hz, 2H), 7.01-7.08 (m, 1H), 7.12-7.27 (m, 4H), 7.32-7.54 (m, 4H).

Example 1.176

Preparation of 2-(((1s,4s)-4-((4-(2-Fluoro-3-methoxyphenyl)-5-isopropyl-3-phenyl-1H-pyrazol-1-yl)methyl)cyclohexyl)methoxy)acetic Acid (Compound 130)

[0878] From tert-butyl 2-(((1s,4s)-4-((4-iodo-5-isopropyl-3-phenyl-1H-pyrazol-1-yl)methyl)cyclohexyl)methoxy)acetate and tert-butyl 2-(((1s,4s)-4-((4-iodo-3-isopropyl-5-phenyl-1H-pyrazol-1-yl)methyl)cyclohexyl)methoxy)acetate as a mixture of regioisomers and 2-fluoro-3-methoxyphenylboronic acid, the title compound (one of the two regioisomers separated) was obtained using a similar method to the one described in Example 1.161. LCMS m/z =495.3 [M+H]⁺; ¹H NMR (400 MHz, DMSO-d₆) δ ppm 1.12 (d, J=7.07 Hz, 6H), 1.39-1.55 (m, 8H), 1.70-1.82 (m, 1H), 1.86-1.97 (m, 1H), 2.75-2.85 (m, 1H), 3.20 (d, J=7.07 Hz, 2H), 3.77 (s, 3H), 3.91 (s, 2H), 3.96 (d, J=7.83 Hz, 2H), 6.97-7.05 (m, 1H), 7.13-7.30 (m, 4H), 7.31-7.40 (m, 3H).

Example 1.177

Preparation of Methyl 2-4((1s,4s)-4-((5-(Methylthio)-3,4-diphenyl-1H-pyrazol-1-yl)methyl)cyclohexyl)methoxy)acetate (Compound 131)

[0879] From tert-butyl 2-(((1s,4s)-4-((4-iodo-5-(methylthio)-3-phenyl-1H-pyrazol-1-yl)methyl)cyclohexyl)methoxy)acetate and phenylboronic acid, the title compound (one of the two regioisomers separated) was obtained using a similar method to the one described in Example 1.151. LCMS m/z =451.2 [M+H]⁺; ¹H NMR (400 MHz, DMSO-d₆) δ ppm 1.32-1.53 (m, 8H), 1.70-1.80 (m, 1H), 2.12 (s, 3H), 2.15-2.25 (m, 1H), 3.39 (d, J=6.95 Hz, 2H), 3.80 (s, 2H), 4.28 (d, J=7.45 Hz, 2H), 7.22-7.29 (m, 5H), 7.30-7.43 (m, 5H).

Example 1.178

Preparation of 2-(((1s,4s)-4-((4-(3-Chlorophenyl)-3-cyclopropyl-5-phenyl-1H-pyrazol-1-yl)methyl)cyclohexyl)methoxy)acetic Acid (Compound 132)

[0880] From tert-butyl 2-(((1s,4s)-4-((3-cyclopropyl-4-iodo-5-phenyl-1H-pyrazol-1-yl)methyl)cyclohexyl)meth-

oxy)acetate and tert-butyl 2-(((1s,4s)-4-((5-cyclopropyl-4-iodo-3-phenyl-1H-pyrazol-1-yl)methyl)cyclohexyl)methoxy)acetate as a mixture of regioisomers and 3-chlorophenylboronic acid, the title compound (one of the two regioisomers separated) was obtained using a similar method to the one described in Example 1.167. LCMS m/z =479.3 [M+H]⁺; ¹H NMR (400 MHz, DMSO-d₆) δ ppm 0.54-0.62 (m, 4H), 0.76-0.92 (m, 4H), 0.95-1.10 (m, 4H), 1.30-1.41 (m, 1H), 1.53-1.60 (m, 1H), 1.60-1.69 (m, 1H), 2.95 (d, J=6.82 Hz, 2H), 3.61 (d, J=7.33 Hz, 2H), 3.67 (s, 2H), 6.85-6.93 (m, 2H), 6.95-7.07 (m, 4H), 7.08-7.23 (m, 3H).

Example 1.179

Preparation of 2-(((1s,4s)-4-((4-(3-Chlorophenyl)-5-cyclopropyl-3-phenyl-1H-pyrazol-1-yl)methyl)cyclohexyl)methoxy)acetic Acid (Compound 133).

[0881] From tert-butyl 2-(((1s,4s)-4-((3-cyclopropyl-4-iodo-5-phenyl-1H-pyrazol-1-yl)methyl)cyclohexyl)methoxy)acetate and tert-butyl 2-(((1s,4s)-4-(5-cyclopropyl-4-iodo-3-phenyl-1H-pyrazol-1-yl)methyl)cyclohexyl)methoxy)acetate as a mixture of regioisomers and 3-chlorophenylboronic acid, the title compound (one of the two regioisomers separated) was obtained using a similar method to the one described in Example 1.167. LCMS m/z =479.3 [M+H]⁺; ¹H NMR (400 MHz, CDCl₃) δ ppm 0.34-0.41 (m, 2H), 0.87-0.95 (m, 2H), 1.37-1.65 (m, 8H), 1.71-1.80 (m, 1H), 1.88-1.97 (m, 1H), 2.23-2.33 (m, 1H), 3.53 (d, J=6.95 Hz, 2H), 4.11 (s, 2H), 4.31 (d, J=7.58 Hz, 2H), 7.00-7.05 (m, 1H), 7.19-7.30 (m, 6H), 7.30-7.36 (m, 2H).

Example 1.180

Preparation of Methyl 2-(((1s,4s)-4-((4-(3-Methoxyphenyl)-5-methyl-3-phenyl-1H-pyrazol-1-yl)methyl)cyclohexyl)methoxy)acetate (Compound 136)

[0882] To a solution of tert-butyl 2-(((1s,4s)-4-(4-bromo-3-methyl-5-phenyl-1H-pyrazol-1-yl)methyl)cyclohexyl)methoxy)acetate and tert-butyl 2-(((1s,4s)-4-((4-bromo-5-methyl-3-phenyl-1H-pyrazol-1-yl)methyl)cyclohexyl)methoxy)acetate as a mixture of regioisomers (100 mg, 0.19 mmol) in dioxane (3 mL) were added 3-methoxyphenylboronic acid (28.9 mg, 0.19 mmol), tetrakis(triphenylphosphine)palladium (22 mg, 0.019 mmol), and K₂CO₃ (2 M aq., 0.2 mL). The reaction was heated to 150° C. under microwave irradiation for 4 h. The reaction mixture was filtered and concentrated. The residue was treated with HCl (4.0 M in dioxane, 5 mL) at room temperature for 10 h. The mixture was concentrated and purified by HPLC to give 2-(((1s,4s)-4-((4-(3-methoxyphenyl)-5-methyl-3-phenyl-1H-pyrazol-1-yl)methyl)cyclohexyl)methoxy)acetic acid. The title compound (15.4 mg) was obtained by treating the above acid with anhydrous methanol for 1 h. LCMS m/z =463.3 [M+H]⁺; ¹H NMR (400 MHz, DMSO-d₆) δ ppm 1.31-1.53 (m, 8H), 1.69-1.80 (m, 1H), 2.03-2.13 (m, 1H), 2.21 (s, 3H), 3.36 (d, J=7.07 Hz, 2H), 3.56 (s, 3H), 3.68 (s, 3H), 3.82 (s, 2H), 4.04 (d, J=7.45 Hz, 2H), 6.67-6.75 (m, 2H), 6.83-6.88 (m, 1H), 7.20-7.30 (m, 4H), 7.30-7.35 (m, 2H).

Example 1.181

Preparation of 2-(((1s,4s)-4-((3-(4-Fluorophenyl)-5-methyl-4-phenyl-1H-pyrazol-1-yl)methyl)cyclohexyl)methoxy)acetic Acid (Compound 137)

[0883] From tert-butyl 2-(((1s,4s)-4-((5-bromo-3-methyl-4-phenyl-1H-pyrazol-1-yl)methyl)cyclohexyl)methoxy)ac-

etate and tert-butyl 2-(((1s,4s)-4-(3-bromo-5-methyl-4-phenyl-1H-pyrazol-1-yl)methyl)cyclohexyl)methoxy)acetate as a mixture of regioisomers and 4-fluorophenylboronic acid, the title compound (one of the two regioisomers separated) was obtained using a similar method to the one described in Example 1.107. LCMS m/z =437.2 [M+H]⁺; ¹H NMR (400 MHz, DMSO-d₆) δ ppm 1.35-1.53 (m, 8H), 1.72-1.81 (m, 1H), 2.05-2.13 (m, 1H), 2.20 (s, 3H), 3.42 (d, J=6.95 Hz, 2H), 3.99 (s, 2H), 4.05 (d, J=7.58 Hz, 2H), 7.03-7.18 (m, 4H), 7.25-7.42 (m, 5H).

Example 1.182

Preparation of 2-(((1s,4s)-4-((3-(4-Chlorophenyl)-5-methyl-4-phenyl-1H-pyrazol-1-yl)methyl)cyclohexyl)methoxy)acetic Acid (Compound 138)

[0884] From tert-butyl 2-(((1s,4s)-4-((5-bromo-3-methyl-4-phenyl-1H-pyrazol-1-yl)methyl)cyclohexyl)methoxy)acetate and tert-butyl 2-(((1s,4s)-4-(3-bromo-5-methyl-4-phenyl-1H-pyrazol-1-yl)methyl)cyclohexyl)methoxy)acetate as a mixture of regioisomers and 4-chlorophenylboronic acid, the title compound (one of the two regioisomers separated) was obtained using a similar method to the one described in Example 1.107. LCMS m/z =453.2 [M+H]⁺; ¹H NMR (400 MHz, DMSO-d₆) δ ppm 1.33-1.53 (m, 8H), 1.71-1.82 (m, 1H), 2.03-2.14 (m, 1H), 2.20 (s, 3H), 3.42 (d, J=6.95 Hz, 2H), 3.99 (s, 2H), 4.05 (d, J=7.45 Hz, 2H), 7.13-7.19 (m, 3H), 7.28-7.34 (m, 3H), 7.35-7.41 (m, 3H).

Example 1.183

Preparation of 2-(((1s,4s)-4-((5-Methyl-4-phenyl-3-p-tolyl-1H-pyrazol-1-yl)methyl)cyclohexyl)methoxy)acetic Acid (Compound 139)

[0885] From tert-butyl 2-(((1s,4s)-4-(5-bromo-3-methyl-4-phenyl-1H-pyrazol-1-yl)methyl)cyclohexyl)methoxy)acetate and tert-butyl 2-(((1s,4s)-4-(3-bromo-5-methyl-4-phenyl-1H-pyrazol-1-yl)methyl)cyclohexyl)methoxy)acetate as a mixture of regioisomers and p-tolylboronic acid, the title compound (one of the two regioisomers separated) was obtained using a similar method to the one described in Example 1.107. LCMS m/z =433.3 [M+H]⁺; ¹H NMR (400 MHz, DMSO-d₆) δ ppm 1.35-1.53 (m, 8H), 1.72-1.80 (m, 1H), 2.04-2.13 (m, 1H), 2.19 (s, 3H), 2.25 (s, 3H), 3.42 (d, J=6.95 Hz, 2H), 3.99 (s, 2H), 4.03 (d, J=7.45 Hz, 2H), 7.00-7.07 (m, 2H), 7.11-7.22 (m, 4H), 7.24-7.40 (m, 3H).

Example 1.184

Preparation of 2-(((1s,4s)-4-((3-(4-Methoxyphenyl)-5-methyl-4-phenyl-1H-pyrazol-1-yl)methyl)cyclohexyl)methoxy)acetic Acid (Compound 140)

[0886] From tert-butyl 2-(((1s,4s)-4-((5-bromo-3-methyl-4-phenyl-1H-pyrazol-1-yl)methyl)cyclohexyl)methoxy)acetate and tert-butyl 2-(((1s,4s)-4-(3-bromo-5-methyl-4-phenyl-1H-pyrazol-1-yl)methyl)cyclohexyl)methoxy)acetate as a mixture of regioisomers and 4-methoxyphenylboronic acid, the title compound (one of the two regioisomers separated) was obtained using a similar method to the one described in Example 1.107. LCMS m/z =449.3 [M+H]⁺; ¹H NMR (400 MHz, DMSO-d₆) δ ppm 1.34-1.53 (m, 8H), 1.71-1.80 (m, 1H), 2.04-2.14 (m, 1H), 2.19 (s, 3H), 3.42 (d, J=7.07 Hz, 2H),

3.71 (s, 3H), 3.99 (s, 2H), 4.02 (d, J=7.45 Hz, 2H), 6.77-6.85 (m, 2H), 7.12-7.19 (m, 2H), 7.18-7.41 (m, 5H).

Example 1.185

Preparation of 2-(((1s,4s)-4-((3-(2,4-Difluorophenyl)-5-methyl-4-phenyl-1H-pyrazol-1-yl)methyl)cyclohexyl)methoxy)acetic Acid (Compound 141)

[0887] From tert-butyl 2-(((1s,4s)-4-((5-bromo-3-methyl-4-phenyl-1H-pyrazol-1-yl)methyl)cyclohexyl)methoxy)acetate and tert-butyl 2-(((1s,4s)-4-((3-bromo-5-methyl-4-phenyl-1H-pyrazol-1-yl)methyl)cyclohexyl)methoxy)acetate as a mixture of regioisomers and 2,4-difluorophenylboronic acid, the title compound (one of the two regioisomers separated) was obtained using a similar method to the one described in Example 1.107. LCMS m/z=454.2 [M+H]⁺; ¹H NMR (400 MHz, DMSO-d₆) δ ppm 1.31-1.53 (m, 8H), 1.70-1.81 (m, 1H), 2.03-2.14 (m, 1H), 2.29 (s, 3H), 3.41 (d, J=6.95 Hz, 2H), 3.99 (s, 2H), 4.07 (d, J=7.45 Hz, 2H), 7.04-7.08 (m, 2H), 7.08-7.24 (m, 3H), 7.25-7.43 (m, 3H).

Example 1.186

Preparation of 2-4(1s,4s)-4-((4-(2,3-Difluorophenyl)-5-(ethylthio)-3-phenyl-1H-pyrazol-1-yl)methyl)cyclohexyl)methoxy)acetic Acid (Compound 142).

[0888] From tert-butyl 2-(((1s,4s)-4-((5-(ethylthio)-4-iodo-3-phenyl-1H-pyrazol-1-yl)methyl)cyclohexyl)methoxy)acetate and 2,3-difluoro-methoxyphenylboronic acid, the title compound (one of the two regioisomers separated) was obtained using a similar method to the one described in Example 1.149. LCMS m/z=501.2 [M+H]⁺; ¹H NMR (400 MHz, DMSO-d₆) δ ppm 0.95 (t, J=7.33 Hz, 3H), 1.30-1.53 (m, 8H), 1.69-1.81 (m, 1H), 2.15-2.27 (m, 1H), 2.56 (q, J=7.33 Hz, 2H), 3.38 (d, J=6.95 Hz, 2H), 3.75 (s, 2H), 4.29 (d, J=7.45 Hz, 2H), 7.14-7.21 (m, 1H), 7.23-7.37 (m, 6H), 7.42-7.52 (m, 1H).

Example 1.187

Preparation of 2-(((1s,4s)-4-((3-(2-Fluoro-4-methoxyphenyl)-5-methyl-4-phenyl-1H-pyrazol-1-yl)methyl)cyclohexyl)methoxy)acetic Acid (Compound 145)

[0889] From tert-butyl 2-(((1s,4s)-4-((5-bromo-3-methyl-4-phenyl-1H-pyrazol-1-yl)methyl)cyclohexyl)methoxy)acetate and tert-butyl 2-(((1s,4s)-4-((3-bromo-5-methyl-4-phenyl-1H-pyrazol-1-yl)methyl)cyclohexyl)methoxy)acetate as a mixture of regioisomers and 2-fluoro-4-methoxyphenylboronic acid, the title compound (one of the two regioisomers separated) was obtained using a similar method to the one described in Example 1.107. LCMS m/z=467.2 [M+H]⁺; ¹H NMR (400 MHz, DMSO-d₆) δ ppm 1.34-1.53 (m, 8H), 1.70-1.80 (m, 1H), 2.05-2.14 (m, 1H), 2.29 (s, 3H), 3.42 (d, J=6.82 Hz, 2H), 3.66 (s, 3H), 3.99 (s, 2H), 4.07 (d, J=7.58 Hz, 2H), 6.79-6.91 (m, 2H), 6.97-7.12 (m, 3H), 7.15-7.33 (m, 3H).

Example 1.188

Preparation of 2-(((1s,4s)-4-((4-(5-Fluoropyridin-3-yl)-5-methyl-3-phenyl-1H-pyrazol-1-yl)methyl)cyclohexyl)methoxy)acetic Acid (Compound 147)

[0890] From tert-butyl 2-(((1s,4s)-4-((4-bromo-3-methyl-5-phenyl-1H-pyrazol-1-yl)methyl)cyclohexyl)methoxy)acetate and tert-butyl 2-(((1s,4s)-4-((4-bromo-5-methyl-3-phenyl-1H-pyrazol-1-yl)methyl)cyclohexyl)methoxy)acetate as a mixture of regioisomers and 5-fluoropyridin-3-ylboronic acid, the title compound (one of the two regioisomers separated) was obtained using a similar method to the one described in Example 1.107. LCMS m/z=438.2 [M+H]⁺; ¹H NMR (400 MHz, DMSO-d₆) δ ppm 1.30-1.54 (m, 8H), 1.70-1.81 (m, 1H), 2.02-2.14 (m, 1H), 2.27 (s, 3H), 3.42 (d, J=6.95 Hz, 2H), 3.99 (s, 2H), 4.08 (d, J=7.58 Hz, 2H), 7.22-7.32 (m, 3H), 7.33-7.40 (m, 1H), 7.54-7.61 (m, 1H), 7.69-7.74 (m, 1H), 8.18-8.23 (m, 1H), 8.50 (d, J=2.78 Hz, 1H).

nyl-1H-pyrazol-1-yl)methyl)cyclohexyl)methoxy)acetate as a mixture of regioisomers and 5-fluoropyridin-3-ylboronic acid, the title compound (one of the two regioisomers separated) was obtained using a similar method to the one described in Example 1.97. LCMS m/z=438.2 [M+H]⁺; ¹H NMR (400 MHz, DMSO-d₆) δ ppm 1.30-1.54 (m, 8H), 1.70-1.81 (m, 1H), 2.02-2.14 (m, 1H), 2.27 (s, 3H), 3.42 (d, J=6.95 Hz, 2H), 3.99 (s, 2H), 4.08 (d, J=7.58 Hz, 2H), 7.22-7.32 (m, 3H), 7.33-7.40 (m, 1H), 7.54-7.61 (m, 1H), 7.69-7.74 (m, 1H), 8.18-8.23 (m, 1H), 8.50 (d, J=2.78 Hz, 1H).

Example 1.189

Preparation of 2-(((1s,4s)-4-((5-(Ethylthio)-4-(5-fluoropyridin-3-yl)-3-phenyl-1H-pyrazol-1-yl)methyl)cyclohexyl)methoxy)acetic Acid (Compound 148)

[0891] From tert-butyl 2-(((1s,4s)-4-((5-(ethylthio)-4-iodo-3-phenyl-1H-pyrazol-1-yl)methyl)cyclohexyl)methoxy)acetate and 5-fluoropyridin-3-ylboronic acid, the title compound (one of the two regioisomers separated) was obtained using a similar method to the one described in Example 1.149. LCMS m/z=484.2 [M+H]⁺; ¹H NMR (400 MHz, DMSO-d₆) δ ppm 0.95 (t, J=7.33 Hz, 3H), 1.34-1.54 (m, 8H), 1.70-1.81 (m, 1H), 2.16-2.26 (m, 1H), 2.58 (q, J=7.33 Hz, 2H), 3.41 (d, J=6.95 Hz, 2H), 4.00 (s, 2H), 4.30 (d, J=7.58 Hz, 2H), 7.27-7.35 (m, 5H), 7.65-7.71 (m, 1H), 8.29 (t, J=1.64 Hz, 1H), 8.55 (d, J=2.78 Hz, 1H).

Example 1.190

Preparation of 2-(((1s,4s)-4-((5-Ethyl-4-(5-fluoropyridin-3-yl)-3-phenyl-1H-pyrazol-1-yl)methyl)cyclohexyl)methoxy)acetic Acid (Compound 149)

[0892] From tert-butyl 2-(((1s,4s)-4-((4-bromo-3-ethyl-5-phenyl-1H-pyrazol-1-yl)methyl)cyclohexyl)methoxy)acetate and tert-butyl 2-(((1s,4s)-4-((4-bromo-5-ethyl-3-phenyl-1H-pyrazol-1-yl)methyl)cyclohexyl)methoxy)acetate as a mixture of regioisomers and 5-fluoropyridin-3-ylboronic acid, the title compound (one of the two regioisomers separated) was obtained using a similar method to the one described in Example 1.152. LCMS m/z=452.2 [M+H]⁺; ¹H NMR (400 MHz, DMSO-d₆) δ ppm 1.00-1.07 (m, 3H), 1.35-1.57 (m, 8H), 1.73-1.83 (m, 1H), 2.07-2.19 (m, 1H), 2.66 (q, J=7.49 Hz, 2H), 3.44 (d, J=7.07 Hz, 2H), 4.00 (s, 2H), 4.06 (d, J=7.45 Hz, 2H), 7.23-7.31 (m, 5H), 7.57-7.62 (m, 1H), 8.23 (t, J=1.71 Hz, 1H), 8.53 (d, J=2.78 Hz, 1H).

Example 1.191

Preparation of 2-(((1s,4s)-4-((3,4-Diphenyl-5-(trifluoromethyl)-1H-pyrazol-1-yl)methyl)cyclohexyl)methoxy)acetic Acid (Compound 151)

Step A: Preparation of 3-Phenyl-5-(trifluoromethyl)-1H-pyrazole

[0893] To a stirred mixture of 4,4,4-trifluoro-1-phenylbutane-1,3-dione (5.0 g, 23.13 mmol) in dry ethanol (100 mL) was added hydrazine hydrate (1.737 g, 34.7 mmol) dropwise. The resulting solution was refluxed for 16 h. The reaction was cooled to room temperature and concentrated. The oil was diluted with saturated NaHCO₃ solution and extracted with EtOAc, washed with brine, dried over MgSO₄ and concentrated. The residue was purified by silica gel column chromatography to give the title compound as a clear liquid which

was crystallized in hexanes/ethyl acetate (3.25 g). LCMS $m/z=213.1$ $[M+H]^+$; 1H NMR (400 MHz, $CDCl_3$) δ ppm 6.77 (s, 1H), 7.36-7.51 (m, 3H), 7.53-7.64 (m, 2H), 11.59 (s, 1H).

Step B: Preparation of
4-Iodo-3-phenyl-5-(trifluoromethyl)-1H-pyrazole

[0894] To a mixture of 3-phenyl-5-(trifluoromethyl)-1H-pyrazole (4.0 g, 18.85 mmol) in THF (50 mL) and water (50 mL) were added sodium iodide (2.83 g, 18.85 mmol), iodine (7.18 g, 28.3 mmol), and K_2CO_3 (2.61 g, 18.85 mmol) at room temperature. The reaction was refluxed for 16 h, quenched with sodium thiosulfite (2.0 M aq. 10 mL) and concentrated under reduced pressure. The reaction was extracted with ethyl acetate and washed with $NaHCO_3$, brine, dried over $MgSO_4$ and concentrated under reduced pressure. The residue was purified by silica gel column chromatography to give the title compound as white solid (4.0 g). LCMS $m/z=338.8$ $[M+H]^+$; 1H NMR (400 MHz, $DMSO-d_6$) δ ppm 7.39-7.62 (m, 3H), 7.70-7.75 (m, 1H), 7.82-7.88 (m, 1H), 14.11 (s, 1H).

Step C: Preparation of tert-Butyl 2-(((1s,4s)-4-((4-Iodo-5-phenyl-3-(trifluoromethyl)-1H-pyrazol-1-yl)methyl)cyclohexyl)methoxy)acetate and tert-Butyl 2-(((1s,4s)-4-((4-Iodo-3-phenyl-5-(trifluoromethyl)-1H-pyrazol-1-yl)methyl)cyclohexyl)methoxy)acetate as a Mixture of Regioisomers

[0895] To a solution of 4-iodo-3-phenyl-5-(trifluoromethyl)-1H-pyrazole (2.0 g, 5.92 mmol) in DMF (6 mL) was added sodium hydride (0.14 g, 5.92 mmol) in portions at 0° C. The reaction was stirred at that temperature for 1 h and tert-butyl 2-(((1s,4s)-4-(tosyloxymethyl)cyclohexyl)methoxy)acetate (2.44 g, 5.92 mmol) was added. The reaction was gently heated to 60° C. for 16 h, quenched with water (2 mL), extracted with ethyl acetate, dried over $MgSO_4$, and concentrated. The residue was purified by silica gel column chromatography to give the title compound (a mixture of two regioisomers) as a colorless liquid (2.7 g). LCMS $m/z=579.1$ $[M+H]^+$.

Step D: Preparation of 2-(((1s,4s)-4-(3,4-Diphenyl-5-(trifluoromethyl)-1H-pyrazol-1-yl)methyl)cyclohexyl)methoxy)acetic Acid

[0896] In a solution of tert-butyl 2-(((1s,4s)-4-(4-iodo-5-phenyl-3-(trifluoromethyl)-1H-pyrazol-1-yl)methyl)cyclohexyl)methoxy)acetate and tert-butyl 2-(((1s,4s)-4-(4-iodo-3-phenyl-5-(trifluoromethyl)-1H-pyrazol-1-yl)methyl)cyclohexyl)methoxy)acetate as a mixture of regioisomers (100 mg, 0.17 mmol) in dioxane (3 mL) were added phenylboronic acid (21.0 mg, 0.17 mmol), tetrakis(triphenylphosphine)palladium (22 mg, 0.019 mmol), and K_2CO_3 (2 M aq., 0.2 mL). The reaction was heated to 150° C. under microwave irradiation for 4 h. The reaction mixture was filtered and concentrated. The residue was treated with HCl (4.0 M in dioxane, 4 mL) at room temperature for 10 h. The mixture was concentrated and purified by HPLC to give the title compound as a white solid (16.4 mg). LCMS $m/z=473.2$ $[M+H]^+$; 1H NMR (400 MHz, $DMSO-d_6$) δ ppm 1.35-1.54 (m, 8H), 1.73-1.82 (m, 1H), 2.13-2.21 (m, 1H), 3.42 (d, $J=7.07$ Hz,

2H), 3.99 (s, 2H), 4.27 (d, $J=7.45$ Hz, 2H), 7.23-7.29 (m, 5H), 7.37-7.43 (m, 5H), 12.30-12.76 (m, 1H).

Example 1.192

Preparation of 2-(((1s,4s)-4-(3-Phenyl-4-p-tolyl-5-(trifluoromethyl)-1H-pyrazol-1-yl)methyl)cyclohexyl)methoxy)acetic Acid (Compound 152)

[0897] From tert-butyl 2-(((1s,4s)-4-(4-iodo-5-phenyl-3-(trifluoromethyl)-1H-pyrazol-1-yl)methyl)cyclohexyl)methoxy)acetate and tert-butyl 2-(((1s,4s)-4-((4-iodo-3-phenyl-5-(trifluoromethyl)-1H-pyrazol-1-yl)methyl)cyclohexyl)methoxy)acetate as a mixture of regioisomers and p-tolylboronic acid, the title compound (one of the two regioisomers separated) was obtained using a similar method to the one described in Example 1.191. LCMS $m/z=487.2$ $[M+H]^+$; 1H NMR (400 MHz, $DMSO-d_6$) δ ppm 1.34-1.54 (m, 8H), 1.73-1.83 (m, 1H), 2.12-2.21 (m, 1H), 2.34 (s, 3H), 3.42 (d, $J=7.07$ Hz, 2H), 3.99 (s, 2H), 4.26 (d, $J=7.45$ Hz, 2H), 7.09-7.15 (m, 2H), 7.18-7.23 (m, 2H), 7.23-7.30 (m, 5H), 12.47 (s, 1H).

Example 1.193

Preparation of 2-(((1s,4s)-4-((4-(3-Methoxyphenyl)-5-phenyl-3-(trifluoromethyl)-1H-pyrazol-1-yl)methyl)cyclohexyl)methoxy)acetic Acid (Compound 154)

[0898] From tert-butyl 2-(((1s,4s)-4-((4-iodo-5-phenyl-3-(trifluoromethyl)-1H-pyrazol-1-yl)methyl)cyclohexyl)methoxy)acetate and tert-butyl 2-(((1s,4s)-4-(4-iodo-3-phenyl-5-(trifluoromethyl)-1H-pyrazol-1-yl)methyl)cyclohexyl)methoxy)acetate as a mixture of regioisomers and 3-methoxyphenylboronic acid, the title compound (one of the two regioisomers separated) was obtained using a similar method to the one described in Example 1.191. LCMS $m/z=503.2$ $[M+H]^+$; 1H NMR (400 MHz, $DMSO-d_6$) δ ppm 1.01-1.22 (m, 4H), 1.23-1.41 (m, 4H), 1.54-1.70 (m, 1H), 1.86-2.02 (m, 1H), 3.15 (d, $J=6.82$ Hz, 2H), 3.49 (s, 2H), 3.62 (s, 3H), 4.03 (d, $J=7.07$ Hz, 2H), 6.63-6.87 (m, 4H), 7.13-7.24 (m, 2H), 7.29-7.53 (m, 3H).

Example 1.194

Preparation of 2-(((1s,4s)-4-((4-(3-Methoxyphenyl)-3-phenyl-5-(trifluoromethyl)-1H-pyrazol-1-yl)methyl)cyclohexyl)methoxy)acetic Acid (Compound 155)

[0899] From tert-butyl 2-(((1s,4s)-4-(4-iodo-5-phenyl-3-(trifluoromethyl)-1H-pyrazol-1-yl)methyl)cyclohexyl)methoxy)acetate and tert-butyl 2-(((1s,4s)-4-((4-iodo-3-phenyl-5-(trifluoromethyl)-1H-pyrazol-1-yl)methyl)cyclohexyl)methoxy)acetate as a mixture of regioisomers and 3-methoxyphenylboronic acid, the title compound (one of the two regioisomers separated) was obtained using a similar method to the one described in Example 1.191. LCMS $m/z=503.2$ $[M+H]^+$; 1H NMR (400 MHz, $DMSO-d_6$) δ ppm 1.34-1.53 (m, 8H), 1.69-1.82 (m, 1H), 2.11-2.19 (m, 1H),

3.35 (d, J=7.58 Hz, 2H), 3.53 (s, 2H), 3.71 (s, 3H), 4.26 (d, J=7.96 Hz, 2H), 6.77-6.83 (m, 2H), 6.94-7.01 (m, 2H), 7.22-7.35 (m, 5H).

Example 1.195

Preparation of 2-(((1s,4s)-4-(5-Ethyl-4-(3-hydroxyphenyl)-3-phenyl-1H-pyrazol-1-yl)methyl)cyclohexyl)methoxy)acetic Acid (Compound 172)

[0900] From tert-butyl 2-(((1s,4s)-4-((4-bromo-3-ethyl-5-phenyl-1H-pyrazol-1-yl)methyl)cyclohexyl)methoxy)acetate and tert-butyl 2-(((1s,4s)-4-((4-bromo-5-ethyl-3-phenyl-1H-pyrazol-1-yl)methyl)cyclohexyl)methoxy)acetate as a mixture of regioisomers and 3-hydroxyphenylboronic acid, the title compound (one of the two regioisomers separated) was obtained using a similar method to the one described in Example 1.152. LCMS m/z =449.2 [M+H]⁺; ¹H NMR (400 MHz, DMSO-d₆) δ ppm 1.03 (t, J=7.45 Hz, 3H), 1.31-1.56 (m, 8H), 1.69-1.83 (m, 1H), 2.03-2.19 (m, 1H), 2.58 (q, J=7.41 Hz, 2H), 3.40 (d, J=7.07 Hz, 2H), 3.79 (s, 2H), 4.01 (d, J=7.58 Hz, 2H), 6.54-6.63 (m, 2H), 6.67-6.75 (m, 1H), 7.09-7.38 (m, 6H).

Example 1.196

Preparation of 2-(((1s,4s)-4-((4-(3-Hydroxyphenyl)-5-(methylthio)-3-phenyl-1H-pyrazol-1-yl)methyl)cyclohexyl)methoxy)acetic Acid (Compound 173)

[0901] From tert-butyl 2-(((1s,4s)-4-((4-iodo-5-(methylthio)-3-phenyl-1H-pyrazol-1-yl)methyl)cyclohexyl)methoxy)acetate and phenylboronic acid, the title compound (one of the two regioisomers separated) was obtained using a similar method to the one described in Example 1.151. LCMS m/z =467.2 [M+H]⁺; ¹H NMR (400 MHz, DMSO-d₆) δ ppm 1.31-1.53 (m, 8H), 1.70-1.80 (m, 1H), 2.13 (s, 3H), 2.15-2.25 (m, 1H), 3.38 (d, J=7.07 Hz, 2H), 3.80 (s, 2H), 4.26 (d, J=7.33 Hz, 2H), 6.63-6.78 (m, 3H), 7.13-7.20 (m, 1H), 7.21-7.30 (m, 3H), 7.33-7.38 (m, 2H).

Example 1.197

Preparation of 2-(((1s,4s)-4-((5-(Ethylthio)-4-(2-fluoro-3-hydroxyphenyl)-3-phenyl-1H-pyrazol-1-yl)methyl)cyclohexyl)methoxy)acetic Acid (Compound 174)

[0902] From tert-butyl 2-(((1s,4s)-4-((5-(ethylthio)-4-iodo-3-phenyl-1H-pyrazol-1-yl)methyl)cyclohexyl)methoxy)acetate and 2-fluoro-3-hydroxyphenylboronic acid, the title compound (one of the two regioisomers separated) was obtained using a similar method to the one described in Example 1.149. LCMS m/z =499.2 [M+H]⁺; ¹H NMR (400 MHz, DMSO-d₆) δ ppm 0.97 (t, J=7.33 Hz, 3H), 1.31-1.53 (m, 8H), 1.68-1.81 (m, 1H), 2.14-2.25 (m, 1H), 2.54 (q, J=7.33 Hz, 2H), 3.38 (d, J=6.82 Hz, 2H), 3.74 (s, 2H), 4.27 (d, J=7.33 Hz, 2H), 6.64-6.73 (m, 1H), 6.95-7.06 (m, 2H), 7.19-7.30 (m, 2H), 7.34-7.40 (m, 2H), 7.41-7.53 (m, 1H).

Example 1.198

Preparation of 2-(((1s,4s)-4-((5-(Ethylthio)-4-(3-hydroxyphenyl)-3-phenyl-1H-pyrazol-1-yl)methyl)cyclohexyl)methoxy)acetic Acid (Compound 177)

[0903] From tert-butyl 2-(((1s,4s)-4-((5-(ethylthio)-4-iodo-3-phenyl-1H-pyrazol-1-yl)methyl)cyclohexyl)methoxy)acetate and 3-hydroxyphenylboronic acid, the title com-

pound (one of the two regioisomers separated) was obtained using a similar method to the one described in Example 1.149. LCMS m/z =489.2 [M+H]⁺; ¹H NMR (400 MHz, DMSO-d₆) δ ppm 0.97 (t, J=7.33 Hz, 3H), 1.31-1.53 (m, 8H), 1.70-1.81 (m, 1H), 2.14-2.25 (m, 1H), 2.53 (q, J=7.33 Hz, 2H), 3.41 (d, J=7.07 Hz, 2H), 4.00 (s, 2H), 4.26 (d, J=7.58 Hz, 2H), 6.63-6.76 (m, 2H), 7.14-7.21 (m, 2H), 7.21-7.30 (m, 3H), 7.32-7.39 (m, 2H).

Example 1.199

Preparation of 2-(((1s,4s)-4-((4-(3-Hydroxyphenyl)-5-(2-methoxyethyl)-3-phenyl-1H-pyrazol-1-yl)methyl)cyclohexyl)methoxy)acetic Acid (Compound 180)

Step A: Preparation of 5-(2-Methoxyethyl)-3-phenyl-1H-pyrazole

[0904] To a solution of acetophenone (3.5 g, 29.1 mmol) in dry toluene (10 mL) was added LiHMDS (1.0 M in toluene) via syringe at 0° C. under argon. After 5 min, 3-methoxypropanoyl chloride (3.57 g, 29.1 mmol) was added in one portion via syringe. The ice bath was removed and AcOH (2 mL), EtOH (100 mL), and hydrazine hydrate (4.37 g, 87 mmol) were added. The reaction was refluxed for 2 h, cooled to room temperature, and concentrated. The residue was extracted with EtOAc/H₂O, washed with brine, dried over MgSO₄, and concentrated. The resulting residue was purified by silica gel column chromatography to give the title compound as pale yellow oil (2.0 g). LCMS m/z =203.1 [M+H]⁺; ¹H NMR (400 MHz, DMSO-d₆) δ ppm 2.85 (bs, 2H), 3.27 (s, 3H), 3.59 (t, J=6.82 Hz, 2H), 6.49 (s, 1H), 7.21-7.46 (m, 3H), 7.74 (m, 2H), 12.56 (s, 1H).

Step B: Preparation of

4-Bromo-5-(2-methoxyethyl)-3-phenyl-1H-pyrazole

[0905] To a solution of 5-(2-methoxyethyl)-3-phenyl-1H-pyrazole (2.0 g, 9.89 mmol) in DCM (100 mL) was added bromine (4.74 g, 29.7 mmol) dropwise at 0° C. The reaction was stirred at that temperature for 1 h and continued at room temperature for 2 h before quenched with Na₂SO₃ (10% aq.). The organics were separated, and the aqueous layer was extracted with DCM (2×50 mL). The combined organics were washed with brine, dried over MgSO₄, and concentrated to give the title compound (2.5 g). LCMS m/z =281.1 [M+H]⁺; ¹H NMR (400 MHz, DMSO-d₆) δ ppm 2.87 (t, J=6.82 Hz, 2H), 3.27 (s, 3H), 3.62 (t, J=6.82 Hz, 2H), 5.75 (s, 1H), 7.35-7.51 (m, 3H), 7.75-7.82 (m, 2H).

Step C: Preparation of tert-Butyl 2-(((1s,4s)-4-((4-Bromo-5-(2-methoxyethyl)-3-phenyl-1H-pyrazol-1-yl)methyl)cyclohexyl)methoxy)acetate and tert-Butyl 2-(((1s,4s)-4-((4-Bromo-3-(2-methoxyethyl)-5-phenyl-1H-pyrazol-1-yl)methyl)cyclohexyl)methoxy)acetate as a Mixture of Regioisomers

[0906] To a solution of 4-bromo-5-(2-methoxyethyl)-3-phenyl-1H-pyrazole (3.0 g, 10.67 mmol) in DMF (5 mL) was added sodium hydride (0.256 g, 10.67 mmol), followed by tert-butyl 2-(((1s,4s)-4-(tosyloxymethyl)cyclohexyl)methoxy)acetate (4.40 g, 10.67 mmol). The reaction was gently heated to 45° C. overnight. After quenched with water (5 mL), the mixture was extracted with EtOAc, washed with brine, dried over MgSO₄, and concentrated. The residue was purified by silica gel column chromatography to give the title

compound (a mixture of two regioisomers, 4.5 g). LCMS $m/z=523.4$ $[M+H]^+$; 1H NMR (400 MHz, DMSO- d_6) δ ppm 1.69-1.80 (m, 4H), 1.81-1.89 (m, 4H), 1.91 (s, 9H), 2.19-2.30 (m, 2H), 2.90 (s, 3H), 3.46 (t, $J=6.63$ Hz, 2H), 3.89 (d, $J=6.95$ Hz, 2H), 4.02 (t, $J=6.32$ Hz, 2H), 4.43 (s, 2H), 4.56 (d, $J=7.45$ Hz, 2H), 7.81-7.99 (m, 3H), 8.24-8.32 (m, 2H).

Step D: Preparation of 2-(((1s,4s)-4-((4-(3-Hydroxyphenyl)-5-(2-methoxyethyl)-3-phenyl-1H-pyrazol-1-yl)methyl)cyclohexyl)methoxy)acetic Acid

[0907] To a solution of tert-butyl 2-(((1s,4s)-4-(4-bromo-5-(2-methoxyethyl)-3-phenyl-1H-pyrazol-1-yl)methyl)cyclohexyl)methoxy)acetate and tert-butyl 2-(((1s,4s)-4-(4-bromo-3-(2-methoxyethyl)-5-phenyl-1H-pyrazol-1-yl)methyl)cyclohexyl)methoxy)acetate as a mixture of regioisomers (100 mg, 0.192 mmol) in dioxane (3 mL) were added 3-hydroxyphenylboronic acid (26.5 mg, 0.192 mmol), tetrakis(triphenylphosphine)palladium (22 mg, 0.019 mmol), and K_2CO_3 (2 M aq., 0.2 mL). The reaction was heated to 150° C. under microwave irradiation for 4 h. The reaction mixture was filtered and concentrated. The residue was treated with HCl (4.0 M in dioxane, 5 mL) at room temperature for 10 h. The mixture was concentrated and purified by HPLC to give the title compound (one of the two regioisomers separated) as a white solid (12.8 mg). LCMS $m/z=479.3$ $[M+H]^+$; 1H NMR (400 MHz, DMSO- d_6) δ ppm 1.32-1.57 (m, 8H), 1.73-1.82 (m, 1H), 2.07-2.18 (m, 1H), 2.83 (t, $J=6.95$ Hz, 2H), 3.15 (s, 3H), 3.35 (t, $J=6.95$ Hz, 2H), 3.43 (d, $J=7.07$ Hz, 2H), 4.00 (s, 2H), 4.05 (d, $J=7.58$ Hz, 2H), 6.56-6.75 (m, 3H), 7.14-7.26 (m, 4H), 7.30-7.37 (m, 2H).

Example 1.200

Preparation of 2-(((1s,4s)-4-((5-(2-Methoxyethyl)-4-(6-methoxypyridin-3-yl)-3-phenyl-1H-pyrazol-1-yl)methyl)cyclohexyl)methoxy)acetic Acid (Compound 181)

[0908] From tert-butyl 2-(((1s,4s)-4-((4-bromo-5-(2-methoxyethyl)-3-phenyl-1H-pyrazol-1-yl)methyl)cyclohexyl)methoxy)acetate and tert-butyl 2-(((1s,4s)-4-((4-bromo-3-(2-methoxyethyl)-5-phenyl-1H-pyrazol-1-yl)methyl)cyclohexyl)methoxy)acetate as a mixture of regioisomers and 6-methoxypyridin-3-ylboronic acid, the title compound (one of the two regioisomers separated) was obtained using a similar method to the one described in Example 1.199. LCMS $m/z=494.3$ $[M+H]^+$; 1H NMR (400 MHz, DMSO- d_6) δ ppm 1.33-1.57 (m, 8H), 1.74-1.84 (m, 1H), 2.09-2.18 (m, 1H), 2.83 (t, $J=6.69$ Hz, 2H), 3.16 (s, 3H), 3.38 (t, $J=6.69$ Hz, 2H), 3.43 (d, $J=7.07$ Hz, 2H), 3.87 (s, 3H), 4.00 (s, 2H), 4.06 (d, $J=7.33$ Hz, 2H), 6.83 (d, $J=8.59$ Hz, 1H), 7.19-7.33 (m, 5H), 7.51 (dd, $J=8.46, 2.40$ Hz, 1H), 8.01 (d, $J=2.02$ Hz, 1H).

Example 1.201

Preparation of 2-(((1s,4s)-4-((4-(2-Fluoro-3-hydroxyphenyl)-5-(2-methoxyethyl)-3-phenyl-1H-pyrazol-1-yl)methyl)cyclohexyl)methoxy)acetic Acid (Compound 182)

[0909] From tert-butyl 2-(((1s,4s)-4-((4-bromo-5-(2-methoxyethyl)-3-phenyl-1H-pyrazol-1-yl)methyl)cyclohexyl)methoxy)acetate and tert-butyl 2-(((1s,4s)-4-((4-bromo-3-(2-methoxyethyl)-5-phenyl-1H-pyrazol-1-yl)methyl)cyclohexyl)methoxy)acetate as a mixture of regioisomers and 2-fluoro-3-hydroxyphenylboronic acid, the title com-

pound (one of the two regioisomers separated) was obtained using a similar method to the one described in Example 1.199. LCMS $m/z=497.2$ $[M+H]^+$; 1H NMR (400 MHz, DMSO- d_6) δ ppm 1.31-1.54 (m, 8H), 1.72-1.84 (m, 1H), 2.06-2.19 (m, 1H), 2.79 (t, $J=6.32$ Hz, 2H), 3.12 (s, 3H), 3.31 (t, $J=6.95$ Hz, 2H), 3.40 (d, $J=6.82$ Hz, 2H), 3.68 (s, 2H), 4.07 (d, $J=7.07$ Hz, 2H), 6.59-6.65 (m, 1H), 6.94-7.04 (m, 2H), 7.16-7.27 (m, 3H), 7.31-7.37 (m, 2H).

Example 1.202

Preparation of 2-(((1s,4s)-4-((4-(2,3-Difluorophenyl)-5-(2-methoxyethyl)-3-phenyl-1H-pyrazol-1-yl)methyl)cyclohexyl)methoxy)acetic Acid (Compound 190)

[0910] From tert-butyl 2-(((1s,4s)-4-(4-bromo-5-(2-methoxyethyl)-3-phenyl-1H-pyrazol-1-yl)methyl)cyclohexyl)methoxy)acetate and tert-butyl 2-(((1s,4s)-4-(4-bromo-3-(2-methoxyethyl)-5-phenyl-1H-pyrazol-1-yl)methyl)cyclohexyl)methoxy)acetate as a mixture of regioisomers and 2,3-difluoro-phenylboronic acid, the title compound (one of the two regioisomers separated) was obtained using a similar method to the one described in Example 1.199. LCMS $m/z=499.2$ $[M+H]^+$; 1H NMR (400 MHz, DMSO- d_6) δ ppm 1.31-1.56 (m, 8H), 1.71-1.83 (m, 1H), 2.07-2.19 (m, 1H), 2.83 (t, $J=6.32$ Hz, 2H), 3.11 (s, 3H), 3.33 (t, $J=6.57$ Hz, 2H), 3.39 (d, $J=6.82$ Hz, 2H), 3.67 (s, 2H), 4.09 (d, $J=7.33$ Hz, 2H), 7.10-7.18 (m, 1H), 7.19-7.33 (m, 6H), 7.38-7.48 (m, 1H).

Example 1.203

Preparation of 2-(((1s,4s)-4-((4-(3-Chloro-2-fluorophenyl)-5-(2-methoxyethyl)-3-phenyl-1H-pyrazol-1-yl)methyl)cyclohexyl)methoxy)acetic Acid (Compound 191)

[0911] From tert-butyl 2-(((1s,4s)-4-((4-bromo-5-(2-methoxyethyl)-3-phenyl-1H-pyrazol-1-yl)methyl)cyclohexyl)methoxy)acetate and tert-butyl 2-(((1s,4s)-4-(4-bromo-3-(2-methoxyethyl)-5-phenyl-1H-pyrazol-1-yl)methyl)cyclohexyl)methoxy)acetate as a mixture of regioisomers and 3-chloro-2-fluorophenylboronic acid, the title compound (one of the two regioisomers separated) was obtained using a similar method to the one described in Example 1.199. LCMS $m/z=515.2$ $[M+H]^+$; 1H NMR (400 MHz, DMSO- d_6) δ ppm 1.28-1.55 (m, 8H), 1.71-1.85 (m, 1H), 2.07-2.19 (m, 1H), 2.81 (t, $J=5.68$ Hz, 2H), 3.11 (s, 3H), 3.32 (t, $J=6.44$ Hz, 2H), 3.40 (d, $J=6.82$ Hz, 2H), 3.68 (s, 2H), 4.09 (d, $J=7.33$ Hz, 2H), 7.18-7.34 (m, 6H), 7.55-7.63 (m, 2H).

Example 1.204

Preparation of 2-(((1s,4s)-4-((4-(2-Fluoro-3-methylphenyl)-5-(2-methoxyethyl)-3-phenyl-1H-pyrazol-1-yl)methyl)cyclohexyl)methoxy)acetic Acid (Compound 192)

[0912] From tert-butyl 2-(((1s,4s)-4-((4-bromo-5-(2-methoxyethyl)-3-phenyl-1H-pyrazol-1-yl)methyl)cyclohexyl)methoxy)acetate and tert-butyl 2-(((1s,4s)-4-((4-bromo-3-(2-methoxyethyl)-5-phenyl-1H-pyrazol-1-yl)methyl)cyclohexyl)methoxy)acetate as a mixture of regioisomers and 2-fluoro-3-methylphenylboronic acid, the title compound (one of the two regioisomers separated) was obtained using a similar method to the one described in Example 1.199. LCMS $m/z=495.3$ $[M+H]^+$; 1H NMR (400 MHz, DMSO- d_6)

δ ppm 1.32-1.56 (m, 8H), 1.72-1.83 (m, 1H), 2.06-2.17 (m, 1H), 2.23 (s, 3H), 2.78 (t, J=5.94 Hz, 2H), 3.11 (s, 3H), 3.30 (t, J=6.06 Hz, 2H), 3.40 (d, J=6.57 Hz, 2H), 3.71 (s, 2H), 4.07 (d, J=6.82 Hz, 2H), 7.05-7.16 (m, 3H), 7.16-7.34 (m, 5H).

Example 1.205

Preparation of 2-(((1s,4s)-4-((5-(2-Methoxyethyl)-3-phenyl-4-m-tolyl-1H-pyrazol-1-yl)methyl)cyclohexyl)methoxy)acetic Acid (Compound 193)

[0913] From tert-butyl 2-(((1s,4s)-4-((4-bromo-5-(2-methoxyethyl)-3-phenyl-1H-pyrazol-1-yl)methyl)cyclohexyl)methoxy)acetate and tert-butyl 2-((1s,4s)-4-((4-bromo-3-(2-methoxyethyl)-5-phenyl-1H-pyrazol-1-yl)methyl)cyclohexyl)methoxy)acetate as a mixture of regioisomers and m-tolylboronic acid, the title compound (one of the two regioisomers separated) was obtained using a similar method to the one described in Example 1.199. LCMS m/z =477.3 [M+H]⁺; ¹H NMR (400 MHz, DMSO-d₆) δ ppm 1.32-1.54 (m, 8H), 1.72-1.84 (m, 1H), 2.06-2.18 (m, 1H), 2.28 (s, 3H), 2.82 (t, J=6.82 Hz, 2H), 3.14 (s, 3H), 3.35 (t, J=6.82 Hz, 2H), 3.40 (d, J=7.07 Hz, 2H), 3.69 (s, 2H), 4.06 (d, J=7.33 Hz, 2H), 6.97 (d, J=7.58 Hz, 1H), 7.04 (s, 1H), 7.13 (d, J=7.58 Hz, 1H), 7.17-7.35 (m, 6H).

Example 1.206

Preparation of 2-(((1s,4s)-4-((4-(3-Fluorophenyl)-5-(2-methoxyethyl)-3-phenyl-1H-pyrazol-1-yl)methyl)cyclohexyl)methoxy)acetic Acid (Compound 194)

[0914] From tert-butyl 2-(((1s,4s)-4-((4-bromo-5-(2-methoxyethyl)-3-phenyl-1H-pyrazol-1-yl)methyl)cyclohexyl)methoxy)acetate and tert-butyl 2-(((1s,4s)-4-((4-bromo-3-(2-methoxyethyl)-5-phenyl-1H-pyrazol-1-yl)methyl)cyclohexyl)methoxy)acetate as a mixture of regioisomers and 3-fluorophenylboronic acid, the title compound (one of the two regioisomers separated) was obtained using a similar method to the one described in Example 1.199. LCMS m/z =481.3 [M+H]⁺; ¹H NMR (400 MHz, DMSO-d₆) δ ppm 1.32-1.56 (m, 8H), 1.73-1.83 (m, 1H), 2.07-2.18 (m, 1H), 2.87 (t, J=6.69 Hz, 2H), 3.15 (s, 3H), 3.37 (t, J=6.69 Hz, 2H), 3.41 (d, J=7.07 Hz, 2H), 3.83 (s, 2H), 4.07 (d, J=7.33 Hz, 2H), 7.01-7.06 (m, 2H), 7.11-7.18 (m, 1H), 7.19-7.33 (m, 4H), 7.37-7.45 (m, 2H).

Example 1.207

Preparation of 2-(((1s,4s)-4-((4-(2-Methoxypyridin-4-yl)-5-methyl-3-phenyl-1H-pyrazol-1-yl)methyl)cyclohexyl)methoxy)acetic Acid (Compound 195)

[0915] From tert-butyl 2-(((1s,4s)-4-((4-bromo-3-methyl-5-phenyl-1H-pyrazol-1-yl)methyl)cyclohexyl)methoxy)acetate and tert-butyl 2-(((1s,4s)-4-((4-bromo-5-methyl-3-phenyl-1H-pyrazol-1-yl)methyl)cyclohexyl)methoxy)acetate as a mixture of regioisomers and 2-methoxypyridin-4-ylboronic acid, the title compound (one of the two regioisomers separated) was obtained using a similar method to the one described in Example 1.97. LCMS m/z =450.2 [M+H]⁺; ¹H NMR (400 MHz, DMSO-d₆) δ ppm 1.32-1.54 (m, 8H), 1.71-1.80 (m, 1H), 2.04-2.13 (m, 1H), 2.28 (s, 3H), 3.42 (d, J=7.07

Hz, 2H), 3.85 (s, 3H), 3.99 (s, 2H), 4.06 (d, J=7.33 Hz, 2H), 6.62 (s, 1H), 6.74 (dd, J=5.31, 1.26 Hz, 1H), 7.26-7.35 (m, 5H), 8.10 (d, J=5.31 Hz, 1H).

Example 1.208

Preparation of 2-(((1s,4s)-4-((5-Ethyl-4-(2-methoxypyridin-4-yl)-3-phenyl-1H-pyrazol-1-yl)methyl)cyclohexyl)methoxy)acetic Acid (Compound 196)

[0916] From tert-butyl 2-(((1s,4s)-4-((4-bromo-3-ethyl-5-phenyl-1H-pyrazol-1-yl)methyl)cyclohexyl)methoxy)acetate and tert-butyl 2-(((1s,4s)-4-((4-bromo-5-ethyl-3-phenyl-1H-pyrazol-1-yl)methyl)cyclohexyl)methoxy)acetate as a mixture of regioisomers and 2-methoxypyridin-4-ylboronic acid, the title compound (one of the two regioisomers separated) was obtained using a similar method to the one described in Example 1.152. LCMS m/z =464.3 [M+H]⁺; ¹H NMR (400 MHz, DMSO-d₆) δ ppm 1.06 (t, J=7.58 Hz, 3H), 1.32-1.57 (m, 8H), 1.71-1.83 (m, 1H), 2.07-2.18 (m, 1H), 2.67 (q, J=7.49 Hz, 2H), 3.43 (d, J=6.82 Hz, 2H), 3.85 (s, 3H), 4.00 (s, 2H), 4.04 (d, J=7.33 Hz, 2H), 6.61 (s, 1H), 6.76 (dd, J=5.31, 1.26 Hz, 1H), 7.22-7.34 (m, 5H), 8.12 (d, J=5.31 Hz, 1H).

Example 1.209

Preparation of 2-(((1s,4s)-4-((4-(3-Chlorophenyl)-5-(2-methoxyethyl)-3-phenyl-1H-pyrazol-1-yl)methyl)cyclohexyl)methoxy)acetic Acid (Compound 197)

[0917] From tert-butyl 2-(((1s,4s)-4-((4-bromo-5-(2-methoxyethyl)-3-phenyl-1H-pyrazol-1-yl)methyl)cyclohexyl)methoxy)acetate and tert-butyl 2-(((1s,4s)-4-((4-bromo-3-(2-methoxyethyl)-5-phenyl-1H-pyrazol-1-yl)methyl)cyclohexyl)methoxy)acetate as a mixture of regioisomers and 3-chlorophenylboronic acid, the title compound (one of the two regioisomers separated) was obtained using a similar method to the one described in Example 1.199. LCMS m/z =497.2 [M+H]⁺; ¹H NMR (400 MHz, DMSO-d₆) δ ppm 1.33-1.56 (m, 8H), 1.73-1.84 (m, 1H), 2.06-2.18 (m, 1H), 2.86 (t, J=6.69 Hz, 2H), 3.15 (s, 3H), 3.37 (d, J=6.82 Hz, 2H), 3.39 (t, J=7.07 Hz, 2H), 3.75 (s, 2H), 4.06 (d, J=7.58 Hz, 2H), 7.14-7.19 (m, 1H), 7.20-7.31 (m, 6H), 7.35-7.43 (m, 2H).

Example 1.210

Preparation of 2-4(1s,4s)-4-((5-Ethyl-4-(5-methoxypyridin-3-yl)-3-phenyl-1H-pyrazol-1-yl)methyl)cyclohexyl)methoxy)acetic Acid (Compound 201)

[0918] From tert-butyl 2-(((1s,4s)-4-((4-bromo-3-ethyl-5-phenyl-1H-pyrazol-1-yl)methyl)cyclohexyl)methoxy)acetate and tert-butyl 2-(((1s,4s)-4-((4-bromo-5-ethyl-3-phenyl-1H-pyrazol-1-yl)methyl)cyclohexyl)methoxy)acetate as a mixture of regioisomers and 5-methoxypyridin-3-ylboronic acid, the title compound (one of the two regioisomers separated) was obtained using a similar method to the one described in Example 1.152. LCMS m/z =464.3 [M+H]⁺; ¹H NMR (400 MHz, DMSO-d₆) δ ppm 1.05 (t, J=7.52 Hz, 3H), 1.36-1.58 (m, 8H), 1.74-1.83 (m, 1H), 2.10-2.19 (m, 1H), 2.67 (q, J=7.45 Hz, 2H), 3.44 (d, J=7.07 Hz, 2H), 3.84 (s, 3H),

4.00 (s, 2H), 4.07 (d, J=7.45 Hz, 2H), 7.23-7.33 (m, 5H), 7.47 (dd, J=2.65, 1.64 Hz, 1H), 8.09 (d, J=1.64 Hz, 1H), 8.38 (d, J=2.78 Hz, 1H).

Example 1.211

Preparation of 2-(((1s,4s)-4-((4-(2-Fluoro-3-hydroxyphenyl)-5-(2-(methylthio)ethyl)-3-phenyl-1H-pyrazol-1-yl)methyl)cyclohexyl)methoxy)acetic Acid (Compound 213)

Step A: Preparation of 5-(2-(Methylthio)ethyl)-3-phenyl-1H-pyrazole

[0919] To a solution of acetophenone (5.0 g, 41.6 mmol) in dry toluene (10 mL) was added LiHMDS (1.0 M in toluene, 42 mL, 42 mmol) via syringe at 0° C. under argon. After 5 min, 3-(methylthio)propanoyl chloride (5.77 g, 41.6 mmol) was added in one portion via syringe. The ice bath was removed and AcOH (5 mL), EtOH (100 mL), and hydrazine hydrate (6.25 g, 125 mmol) were added. The mixture was refluxed for 2 h, cooled to room temperature, and concentrated. The residue was extracted with EtOAc/H₂O, washed with brine, dried over MgSO₄, and concentrated. The resulting residue was purified by silica gel column chromatography to give the title compound as a pale yellow oil (6.5 g). LCMS m/z=219.2 [M+H]⁺; ¹H NMR (400 MHz, DMSO-d₆) δ ppm 2.09 (s, 3H), 2.77 (t, J=7.71 Hz, 2H), 2.84-2.95 (m, 2H), 6.53 (s, 1H), 7.18-7.50 (m, 3H), 7.63-7.84 (m, 2H), 12.60 (bs, 1H).

Step B: Preparation of 4-Bromo-5-(2-(methylthio)ethyl)-3-phenyl-1H-pyrazole

[0920] To a solution of 5-(2-(methylthio)ethyl)-3-phenyl-1H-pyrazole (4.0 g, 18.32 mmol) in methanol (20 mL) was added N-bromosuccinimide (3.26 g, 18.32 mmol) slowly at 0° C. The reaction was stirred at 0° C. for 2 h. The mixture was concentrated and purified by silica gel column chromatography to give the title compound (3.4 g). LCMS m/z=297.0 [M+H]⁺; ¹H NMR (400 MHz, DMSO-d₆) δ ppm 2.11 (s, 3H), 2.79 (t, J=7.83 Hz, 2H), 2.83-2.97 (m, 2H), 7.32-7.56 (m, 3H), 7.67-7.88 (m, 2H), 13.20 (bs, 1H).

Step C: Preparation of tert-Butyl 2-(((1s,4s)-4-((4-Bromo-5-(2-(methylthio)ethyl)-3-phenyl-1H-pyrazol-1-yl)methyl)cyclohexyl)methoxy)acetate and tert-Butyl 2-(((1s,4s)-4-((4-Bromo-3-(2-(methylthio)ethyl)-5-phenyl-1H-pyrazol-1-yl)methyl)cyclohexyl)methoxy)acetate as a Mixture of Regioisomers

[0921] To a solution of 4-bromo-5-(2-(methylthio)ethyl)-3-phenyl-1H-pyrazole (3.4 g, 11.44 mmol) in DMF (5 mL) was added sodium hydride (0.275 g, 11.44 mmol) at room temperature, followed by tert-butyl 2-(((1s,4s)-4-(tosyloxymethyl)cyclohexyl)methoxy)acetate (4.72 g, 11.44 mmol). The reaction was heated to 45° C. overnight, cooled to room temperature, and quenched with water (5 mL). The mixture was extracted with EtOAc, washed with brine, dried over MgSO₄, and concentrated. The residue was purified by silica gel column chromatography to give the title compound (a mixture of two regioisomers, 3.5 g). LCMS m/z=539.1 [M+H]⁺; ¹H NMR (400 MHz, DMSO-d₆) δ ppm 1.30-1.40 (m, 4H), 1.43 (s, 9H), 1.44-1.52 (m, 4H), 1.70-1.80 (m, 1H), 2.03-2.11 (m, 1H), 2.14 (s, 3H), 2.72 (t, J=7.07 Hz, 2H), 3.00

(t, J=7.20 Hz, 2H), 3.40 (d, J=6.95 Hz, 2H), 3.94 (s, 2H), 4.09 (d, J=7.45 Hz, 2H), 7.32-7.51 (m, 3H), 7.75-7.84 (m, 2H).

Step D: Preparation of 2-(((1s,4s)-4-((4-(2-Fluoro-3-hydroxyphenyl)-5-(2-(methylthio)ethyl)-3-phenyl-1H-pyrazol-1-yl)methyl)cyclohexyl)methoxy)acetic Acid

[0922] To a solution of tert-butyl 2-(((1s,4s)-4-((4-bromo-5-(2-(methylthio)ethyl)-3-phenyl-1H-pyrazol-1-yl)methyl)cyclohexyl)methoxy)acetate and tert-butyl 2-(((1s,4s)-4-((4-bromo-3-(2-(methylthio)ethyl)-5-phenyl-1H-pyrazol-1-yl)methyl)cyclohexyl)methoxy)acetate as a mixture of regioisomers (100 mg, 0.19 mmol) in dioxane were added 2-fluoro-3-hydroxyphenylboronic acid (29.6 mg, 0.19 mmol), tetrakis(triphenylphosphine)palladium (22 mg, 0.019 mmol), and K₂CO₃ (2 M aq., 0.2 mL). The reaction was heated to 150° C. under microwave irradiation for 4 h. The reaction mixture was filtered and concentrated. The residue was treated with HCl (4.0 M in dioxane, 5 mL) at room temperature for 10 h. The mixture was concentrated and purified by HPLC to give the title compound (one of the two regioisomers separated) as a white solid (15.5 mg). LCMS m/z=513.2 [M+H]⁺; ¹H NMR (400 MHz, DMSO-d₆) δ ppm 1.32-1.57 (m, 8H), 1.74-1.82 (m, 1H), 1.88 (s, 3H), 2.08-2.18 (m, 1H), 2.46 (t, J=7.71 Hz, 2H), 2.82 (t, J=7.20 Hz, 2H), 3.43 (d, J=7.07 Hz, 2H), 4.00 (s, 2H), 4.08 (d, J=7.45 Hz, 2H), 6.65-6.72 (m, 1H), 6.91-7.04 (m, 3H), 7.17-7.28 (m, 3H), 7.31-7.37 (m, 1H).

Example 1.212

Preparation of 2-(((1s,4s)-4-((4-(5-Methoxypyridin-3-yl)-5-methyl-3-phenyl-1H-pyrazol-1-yl)methyl)cyclohexyl)methoxy)acetic Acid (Compound 214)

[0923] From tert-butyl 2-(((1s,4s)-4-((4-bromo-3-methyl-5-phenyl-1H-pyrazol-1-yl)methyl)cyclohexyl)methoxy)acetate and tert-butyl 2-(((1s,4s)-4-((4-bromo-5-methyl-3-phenyl-1H-pyrazol-1-yl)methyl)cyclohexyl)methoxy)acetate as a mixture of regioisomers, and 5-methoxypyridin-3-ylboronic acid, the title compound (one of the two regioisomers separated) was obtained using a similar method to the one described in Example 1.97. LCMS m/z=450.2 [M+H]⁺; ¹H NMR (400 MHz, DMSO-d₆) δ ppm 1.35-1.55 (m, 8H), 1.72-1.82 (m, 1H), 2.05-2.15 (m, 1H), 2.27 (s, 3H), 3.42 (d, J=7.07 Hz, 2H), 3.81 (s, 3H), 4.00 (s, 2H), 4.08 (d, J=7.45 Hz, 2H), 7.23-7.33 (m, 5H), 7.39 (dd, J=2.65, 1.64 Hz, 1H), 8.04 (d, J=1.52 Hz, 1H), 8.32 (d, J=2.78 Hz, 1H).

Example 1.213

Preparation of 2-(((1s,4s)-4-((5-(2-(Methylthio)ethyl)-3-phenyl-4-m-tolyl-1H-pyrazol-1-yl)methyl)cyclohexyl)methoxy)acetic Acid (Compound 216)

[0924] From tert-butyl 2-(((1s,4s)-4-((4-bromo-5-(2-(methylthio)ethyl)-3-phenyl-1H-pyrazol-1-yl)methyl)cyclohexyl)methoxy)acetate and tert-butyl 2-(((1s,4s)-4-((4-bromo-3-(2-(methylthio)ethyl)-5-phenyl-1H-pyrazol-1-yl)methyl)cyclohexyl)methoxy)acetate as a mixture of regioisomers and m-tolylboronic acid, the title compound (one of the two regioisomers separated) was obtained using a similar method to the one described in Example 1.211. LCMS m/z=493.3 [M+H]⁺; ¹H NMR (400 MHz, DMSO-d₆) δ ppm 1.33-1.56 (m, 8H), 1.70-1.82 (m, 1H), 1.89 (s, 3H), 2.07-2.16 (m, 1H), 2.29 (s, 3H), 2.50 (t, J=7.06 Hz, 2H), 2.86 (t, J=7.33

Hz, 2H), 3.40 (d, J=6.80 Hz, 2H), 3.77 (s, 2H), 4.06 (d, J=7.45 Hz, 2H), 6.98 (d, J=7.71 Hz, 1H), 7.07 (s, 1H), 7.13 (d, J=7.58 Hz, 1H), 7.17-7.28 (m, 4H), 7.29-7.35 (m, 2H).

Example 1.214

Preparation of 2-(((1s,4s)-4-((4-(2-Fluoro-3-methylphenyl)-5-(2-(methylthio)ethyl)-3-phenyl-1H-pyrazol-1-yl)methyl)cyclohexyl)methoxy)acetic Acid (Compound 218)

[0925] From tert-butyl 2-(((1s,4s)-4-(4-bromo-5-(2-(methylthio)ethyl)-3-phenyl-1H-pyrazol-1-yl)methyl)cyclohexyl)methoxy)acetate and tert-butyl 2-(((1s,4s)-4-((4-bromo-3-(2-(methylthio)ethyl)-5-phenyl-1H-pyrazol-1-yl)methyl)cyclohexyl)methoxy)acetate as a mixture of regioisomers and 2-fluoro-3-methylphenylboronic acid, the title compound (one of the two regioisomers separated) was obtained using a similar method to the one described in Example 1.211. LCMS m/z=511.2 [M+H]⁺; ¹H NMR (400 MHz, DMSO-d₆) δ ppm 1.33-1.56 (m, 8H), 1.73-1.81 (m, 1H), 1.85 (s, 3H), 2.09-2.17 (m, 1H), 2.23 (s, 3H), 2.46 (t, J=7.71 Hz, 2H), 2.81 (t, J=7.07 Hz, 2H), 3.41 (d, J=6.95 Hz, 2H), 3.81 (s, 2H), 4.08 (d, J=7.45 Hz, 2H), 7.07-7.14 (m, 2H), 7.18-7.26 (m, 3H), 7.26-7.35 (m, 3H).

Example 1.215

Preparation of 2-(((1s,4s)-4-((4-(3-Chloro-2-fluorophenyl)-5-(2-(methylsulfinyl)ethyl)-3-phenyl-1H-pyrazol-1-yl)methyl)cyclohexyl)methoxy)acetic Acid (Compound 219)

[0926] 2-(((1s,4s)-4-((4-(3-Chloro-2-fluorophenyl)-5-(2-(methylthio)ethyl)-3-phenyl-1H-pyrazol-1-yl)methyl)cyclohexyl)methoxy)acetic acid (16.4 mg, 0.031 mmol) was dissolved in DCM (2 mL) and 3-chloroperbenzoic acid (5.33 mg, 0.031 mmol) was added. After stirred at room temperature for 30 min, the reaction mixture was concentrated and purified by HPLC to give the title compound as a white solid (10.8 mg). LCMS m/z=547.2 [M+H]⁺; ¹H NMR (400 MHz, DMSO-d₆) δ ppm 1.33-1.56 (m, 8H), 1.74-1.82 (m, 1H), 2.10-2.20 (m, 1H), 2.46 (s, 3H), 2.66-2.77 (m, 2H), 2.83-3.00 (m, 2H), 3.43 (d, J=7.07 Hz, 2H), 3.99 (s, 2H), 4.08-4.14 (m, 2H), 7.20-7.30 (m, 6H), 7.30-7.36 (m, 1H), 7.56-7.64 (m, 1H).

Example 1.216

Preparation of 2-(((1s,4s)-4-((5-(2-(Methylsulfinyl)ethyl)-3-phenyl-4-m-tolyl-1H-pyrazol-1-yl)methyl)cyclohexyl)methoxy)acetic Acid (Compound 220)

[0927] To a solution of 2-(((1s,4s)-4-((5-(2-(methylthio)ethyl)-3-phenyl-4-m-tolyl-1H-pyrazol-1-yl)methyl)cyclohexyl)methoxy)acetic acid (19.7 mg, 0.040 mmol) in DCM (2 mL) was added 3-chloroperbenzoic acid (6.9 mg, 0.040 mmol). After stirred at room temperature for 30 min, the reaction mixture was concentrated and purified by HPLC to give the title compound as a white solid (14.2 mg). LCMS m/z=509.2 [M+H]⁺; ¹H NMR (400 MHz, DMSO-d₆) δ ppm 1.31-1.55 (m, 8H), 1.71-1.81 (m, 1H), 2.08-2.18 (m, 1H), 2.27 (s, 3H), 2.44 (s, 3H), 2.68-2.79 (m, 2H), 2.82-2.99 (m, 2H), 3.43 (d, J=7.07 Hz, 2H), 3.98 (s, 2H), 4.04-4.10 (m, 2H),

6.97 (d, J=7.58 Hz, 1H), 7.05 (s, 1H), 7.13 (d, J=7.58 Hz, 1H), 7.17-7.27 (m, 4H), 7.28-7.33 (m, 2H).

Example 1.217

Preparation of 2-(((1s,4s)-4-((4-(3-Hydroxyphenyl)-5-(2-(methylthio)ethyl)-3-phenyl-1H-pyrazol-1-yl)methyl)cyclohexyl)methoxy)acetic Acid (Compound 221)

[0928] From tert-butyl 2-(((1s,4s)-4-((4-bromo-5-(2-(methylthio)ethyl)-3-phenyl-1H-pyrazol-1-yl)methyl)cyclohexyl)methoxy)acetate and tert-butyl 2-(((1s,4s)-4-((4-bromo-3-(2-(methylthio)ethyl)-5-phenyl-1H-pyrazol-1-yl)methyl)cyclohexyl)methoxy)acetate as a mixture of regioisomers and 3-hydroxyphenylboronic acid, the title compound (one of the two regioisomers separated) was obtained using a similar method to the one described in Example 1.211. LCMS m/z=495.2 [M+H]⁺; ¹H NMR (400 MHz, DMSO-d₆) δ ppm 1.34-1.55 (m, 8H), 1.74-1.82 (m, 1H), 1.91 (s, 3H), 2.09-2.16 (m, 1H), 2.51 (t, J=6.82 Hz, 2H), 2.86 (t, J=7.33 Hz, 2H), 3.43 (d, J=7.07 Hz, 2H), 4.00 (s, 2H), 4.06 (d, J=7.45 Hz, 2H), 6.57-6.75 (m, 3H), 7.15-7.27 (m, 4H), 7.32-7.37 (m, 2H).

Example 1.218

Preparation of 2-(((1s,4s)-4-((4-(3-Fluorophenyl)-5-(2-(methylthio)ethyl)-3-phenyl-1H-pyrazol-1-yl)methyl)cyclohexyl)methoxy)acetic Acid (Compound 222)

[0929] From tert-butyl 2-(((1s,4s)-4-((4-bromo-5-(2-(methylthio)ethyl)-3-phenyl-1H-pyrazol-1-yl)methyl)cyclohexyl)methoxy)acetate and tert-butyl 2-(((1s,4s)-4-((4-bromo-3-(2-(methylthio)ethyl)-5-phenyl-1H-pyrazol-1-yl)methyl)cyclohexyl)methoxy)acetate as a mixture of regioisomers and 3-fluorophenylboronic acid, the title compound was obtained using a similar method to the one described in Example 1.211. LCMS m/z=497.2 [M+H]⁺; ¹H NMR (400 MHz, DMSO-d₆) δ ppm 1.34-1.59 (m, 8H), 1.74-1.82 (m, 1H), 1.90 (s, 3H), 2.09-2.18 (m, 1H), 2.52 (t, J=6.82 Hz, 2H), 2.91 (t, J=7.33 Hz, 2H), 3.44 (d, J=6.95 Hz, 2H), 4.00 (s, 2H), 4.08 (d, J=7.45 Hz, 2H), 7.02-7.09 (m, 2H), 7.12-7.19 (m, 1H), 7.19-7.33 (m, 5H), 7.38-7.47 (m, 1H).

Example 1.219

Preparation of 2-(((1s,4s)-4-((4-(3-Chlorophenyl)-5-(2-(methylthio)ethyl)-3-phenyl-1H-pyrazol-1-yl)methyl)cyclohexyl)methoxy)acetic Acid (Compound 237)

[0930] From tert-butyl 2-(((1s,4s)-4-((4-bromo-5-(2-(methylthio)ethyl)-3-phenyl-1H-pyrazol-1-yl)methyl)cyclohexyl)methoxy)acetate and tert-butyl 2-(((1s,4s)-4-((4-bromo-3-(2-(methylthio)ethyl)-5-phenyl-1H-pyrazol-1-yl)methyl)cyclohexyl)methoxy)acetate as a mixture of regioisomers and 3-chlorophenylboronic acid, the title compound (one of the two regioisomers separated) was obtained using a similar method to the one described in Example 1.211. LCMS m/z=513.2 [M+H]⁺; ¹H NMR (400 MHz, DMSO-d₆) δ ppm 1.35-1.55 (m, 8H), 1.74-1.82 (m, 1H), 1.90 (s, 3H), 2.09-2.17 (m, 1H), 2.53 (t, J=7.20 Hz, 2H), 2.90 (t, J=7.45 Hz,

2H), 3.43 (d, J=7.07 Hz, 2H), 3.96 (s, 2H), 4.07 (d, J=7.45 Hz, 2H), 7.15-7.19 (m, 2H), 7.22-7.32 (m, 5H), 7.37-7.41 (m, 2H).

Example 1.220

Preparation of 2-(((1s,4s)-4-((5-(2-(Methylthio)ethyl)-3,4-diphenyl-1H-pyrazol-1-yl)methyl)cyclohexyl)methoxy)acetic Acid (Compound 238)

[0931] From tert-butyl 2-(((1s,4s)-4-((4-bromo-5-(2-(methylthio)ethyl)-3-phenyl-1H-pyrazol-1-yl)methyl)cyclohexyl)methoxy)acetate and tert-butyl 2-(((1s,4s)-4-(4-bromo-3-(2-(methylthio)ethyl)-5-phenyl-1H-pyrazol-1-yl)methyl)cyclohexyl)methoxy)acetate as a mixture of regioisomers and phenylboronic acid, the title compound (one of the two regioisomers separated) was obtained using a similar method to the one described in Example 1.211. LCMS m/z =479.2 [M+H]⁺; ¹H NMR (400 MHz, DMSO-d₆) δ ppm 1.34-1.56 (m, 8H), 1.73-1.81 (m, 1H), 1.88 (s, 3H), 2.08-2.18 (m, 1H), 2.50 (t, J=7.33 Hz, 2H), 2.87 (t, J=7.33 Hz, 2H), 3.42 (d, J=7.07 Hz, 2H), 3.88 (s, 2H), 4.07 (d, J=7.45 Hz, 2H), 7.16-7.25 (m, 5H), 7.28-7.41 (m, 5H).

Example 1.221

Preparation of 2-(((1s,4s)-4-((5-(2-Fluoro-4-methylphenyl)-3-(2-methoxyethyl)-4-phenyl-1H-pyrazol-1-yl)methyl)cyclohexyl)methoxy)acetic Acid (Compound 239)

Step A: Preparation of 5-(2-Methoxyethyl)-4-phenyl-1H-pyrazole

[0932] To a solution of 2-phenylacetaldehyde (4.0 g, 33.3 mmol) in toluene (10 mL), were added LiHMDS (33.3 mL, 33.3 mmol) at 0° C. After stirring for 10 min, 3-methoxypropanoyl chloride (4.08 g, 33.3 mmol) was added and continued stirring for 30 min at 0° C. The reaction was quenched with acetic acid (glacial, 2 mL), diluted with ethanol (75 mL), and hydrazine hydrate (5.00 g, 100 mmol) was added. The reaction was brought to reflux for 4 hrs. After cooling to room temperature, the reaction was concentrated and extracted with EtOAc, dried over MgSO₄, and purified by column chromatography to give the title compound as yellowish oil (2.5 g). LCMS m/z =203.1 [M+H]⁺; ¹H NMR (400 MHz, DMSO-d₆) δ ppm 2.85 (t, J=6.69 Hz, 2H), 3.17 (s, 3H), 3.48 (t, J=6.63 Hz, 2H), 5.75 (s, 1H), 7.31-7.38 (m, 3H), 7.41-7.47 (m, 2H), 13.08 (s, 1H).

Step B: Preparation of 3-Bromo-5-(2-methoxyethyl)-4-phenyl-1H-pyrazole

[0933] To a solution of 5-(2-methoxyethyl)-4-phenyl-1H-pyrazole (1.0 g, 4.94 mmol) in methanol (20 mL) was added N-bromosuccinimide (0.880 g, 4.94 mmol) in portions at room temperature. After stirred at room temperature for 16 h, the reaction was concentrated and extracted with EtOAc/H₂O, purified by column chromatography to give the title compound as yellow oil (1.0 g). LCMS m/z =281.3 [M+H]⁺; ¹H NMR (400 MHz, DMSO-d₆) δ ppm 2.97 (t, J=6.63 Hz,

2H), 3.22 (s, 3H), 3.57 (t, J=7.07 Hz, 2H), 7.20-7.27 (m, 2H), 7.35-7.45 (m, 3H), 12.67 (bs, 1H).

Step C: Preparation of tert-Butyl 2-(((1s,4s)-4-((3-Bromo-5-(2-methoxyethyl)-4-phenyl-1H-pyrazol-1-yl)methyl)cyclohexyl)methoxy)acetate and tert-Butyl 2-(((1s,4s)-4-((5-Bromo-3-(2-methoxyethyl)-4-phenyl-1H-pyrazol-1-yl)methyl)cyclohexyl)methoxy)acetate as a Mixture of Regioisomers

[0934] To a solution of 3-bromo-5-(2-methoxyethyl)-4-phenyl-1H-pyrazole (1.0 g, 3.6 mmol) in DMF (5 mL) were added cesium carbonate (1.16 g, 3.6 mmol), followed by tert-butyl 2-(((1s,4s)-4-(tosyloxymethyl)cyclohexyl)methoxy)acetate (1.47 g, 3.6 mmol). The reaction was gently heated to 80° C. for 10 h. After cooled to room temperature, the reaction was quenched with water (2 mL), extracted with EtOAc, dried over MgSO₄, and purified by column chromatography to give the title compound as clear oil. LCMS m/z =521.5 [M+H]⁺; ¹H NMR (400 MHz, DMSO-d₆) δ ppm 1.33-1.42 (m, 4H), 1.43 (s, 9H), 1.44-1.52 (m, 4H), 1.70-1.81 (m, 1H), 2.04-2.14 (m, 1H), 2.91 (t, J=6.57 Hz, 2H), 3.14 (s, 3H), 3.41 (d, J=6.95 Hz, 2H), 3.47 (t, J=7.20 Hz, 2H), 3.95 (s, 2H), 4.04 (d, J=7.07 Hz, 2H), 7.32-7.39 (m, 3H), 7.40-7.50 (m, 2H).

Step D: Preparation of 2-(((1s,4s)-4-((5-(2-Fluoro-4-methylphenyl)-3-(2-methoxyethyl)-4-phenyl-1H-pyrazol-1-yl)methyl)cyclohexyl)methoxy)acetic Acid

[0935] To a solution of tert-butyl 2-(((1s,4s)-4-(3-bromo-5-(2-methoxyethyl)-4-phenyl-1H-pyrazol-1-yl)methyl)cyclohexyl)methoxy)acetate and tert-butyl 2-(((1s,4s)-4-(5-bromo-3-(2-methoxyethyl)-4-phenyl-1H-pyrazol-1-yl)methyl)cyclohexyl)methoxy)acetate as a mixture of regioisomers (100 mg, 0.19 mmol) in dioxane (3 mL) were added 2-fluoro-4-methylphenylboronic acid (29.3 mg, 0.19 mmol), tetrakis(triphenylphosphine)palladium (22 mg, 0.019 mmol), and K₂CO₃ (2 M aq., 0.2 mL). The reaction was heated to 150° C. under microwave irradiation for 4 h. After filtered and concentrated, the residue was treated with HCl (4.0 M in dioxane, 5 mL) at room temperature for 10 h. The mixture was concentrated and purified by HPLC to give the title compound as white solid (15.6 mg). LCMS m/z =495.4 [M+H]⁺; ¹H NMR (400 MHz, DMSO-d₆) δ ppm 1.05-1.18 (m, 4H), 1.21-1.36 (m, 4H), 1.56-1.67 (m, 1H), 1.85-1.97 (m, 1H), 2.33 (s, 3H), 2.84 (t, J=7.45 Hz, 2H), 3.18 (s, 3H), 3.19 (d, J=7.07 Hz, 2H), 3.53 (t, J=7.39 Hz, 2H), 3.74 (s, 2H), 3.81 (d, J=7.83 Hz, 2H), 7.03-7.13 (m, 5H), 7.13-7.20 (m, 2H), 7.22-7.28 (m, 2H).

Example 1.222

Preparation of 2-(((1s,4s)-4-((3-(2-Fluoro-4-methylphenyl)-5-(2-methoxyethyl)-4-phenyl-1H-pyrazol-1-yl)methyl)cyclohexyl)methoxy)acetic Acid (Compound 240)

[0936] From tert-butyl 2-(((1s,4s)-4-((3-bromo-5-(2-methoxyethyl)-4-phenyl-1H-pyrazol-1-yl)methyl)cyclohexyl)methoxy)acetate and tert-butyl 2-(((1s,4s)-4-((5-bromo-3-(2-methoxyethyl)-4-phenyl-1H-pyrazol-1-yl)methyl)cyclohexyl)methoxy)acetate as a mixture of regioisomers and 2-fluoro-4-methylphenylboronic acid, the title compound (one of the two regioisomers separated) was obtained

using a similar method to the one described in Example 1.221. LCMS $m/z=495.4$ $[M+H]^+$; 1H NMR (400 MHz, DMSO- d_6) δ ppm 1.32-1.55 (m, 8H), 1.71-1.82 (m, 1H), 2.04-2.17 (m, 1H), 2.28 (s, 3H), 2.93 (t, $J=6.82$ Hz, 2H), 3.16 (s, 3H), 3.40 (t, $J=6.63$ Hz, 2H), 3.41 (d, $J=6.69$ Hz, 2H), 3.87 (s, 2H), 4.07 (d, $J=7.45$ Hz, 2H), 6.87-6.98 (m, 2H), 7.07-7.13 (m, 2H), 7.16-7.31 (m, 5H).

Example 1.223

Preparation of 2-(((1s,4s)-4-((4-(2-Fluoro-4-methylphenyl)-5-(2-methoxyethyl)-3-phenyl-1H-pyrazol-1-yl)methyl)cyclohexyl)methoxy)acetic Acid (Compound 241)

[0937] From tert-butyl 2-(((1s,4s)-4-((4-bromo-5-(2-methoxyethyl)-3-phenyl-1H-pyrazol-1-yl)methyl)cyclohexyl)methoxy)acetate and tert-butyl 2-(((1s,4s)-4-((4-bromo-3-(2-methoxyethyl)-5-phenyl-1H-pyrazol-1-yl)methyl)cyclohexyl)methoxy)acetate as a mixture of regioisomers and 2-fluoro-4-methylphenylboronic acid, the title compound (one of the two regioisomers separated) was obtained using a similar method to the one described in Example 1.199. LCMS $m/z=495.2$ $[M+H]^+$; 1H NMR (400 MHz, DMSO- d_6) δ ppm 1.31-1.57 (m, 8H), 1.73-1.83 (m, 1H), 2.08-2.18 (m, 1H), 2.36 (s, 3H), 2.78 (t, $J=6.76$ Hz, 2H), 3.12 (s, 3H), 3.30 (t, $J=6.82$ Hz, 2H), 3.42 (d, $J=7.07$ Hz, 2H), 3.92 (s, 2H), 4.07 (d, $J=7.45$ Hz, 2H), 7.03-7.10 (m, 2H), 7.13-7.27 (m, 4H), 7.30-7.34 (m, 2H).

Example 1.224

Preparation of 2-(((1s,4s)-4-((4-(2-Fluoro-4-methylphenyl)-5-(2-(methylthio)ethyl)-3-phenyl-1H-pyrazol-1-yl)methyl)cyclohexyl)methoxy)acetic Acid (Compound 242)

[0938] From tert-butyl 2-(((1s,4s)-4-((4-bromo-5-(2-methylthio)ethyl)-3-phenyl-1H-pyrazol-1-yl)methyl)cyclohexyl)methoxy)acetate and tert-butyl 2-(((1s,4s)-4-((4-bromo-3-(2-(methylthio)ethyl)-5-phenyl-1H-pyrazol-1-yl)methyl)cyclohexyl)methoxy)acetate as a mixture of regioisomers and 2-fluoro-4-methylphenylboronic acid, the title compound (one of the two regioisomers separated) was obtained using a similar method to the one described in Example 1.211. LCMS $m/z=511.1$ $[M+H]^+$; 1H NMR (400 MHz, DMSO- d_6) δ ppm 1.34-1.55 (m, 8H), 1.73-1.82 (m, 1H), 1.88 (s, 3H), 2.08-2.18 (m, 1H), 2.36 (s, 3H), 2.48 (t, $J=7.58$ Hz, 2H), 2.82 (t, $J=7.20$ Hz, 2H), 3.43 (d, $J=7.07$ Hz, 2H), 3.95 (s, 2H), 4.08 (d, $J=7.45$ Hz, 2H), 7.03-7.11 (m, 2H), 7.15-7.27 (m, 4H), 7.30-7.35 (m, 2H).

Example 1.225

Preparation of 2-(((1s,4s)-4-((4-(3-Methoxyphenyl)-5-(2-(methylthio)ethyl)-3-phenyl-1H-pyrazol-1-yl)methyl)cyclohexyl)methoxy)acetic Acid (Compound 243)

[0939] From tert-butyl 2-(((1s,4s)-4-((4-bromo-5-(2-(methylthio)ethyl)-3-phenyl-1H-pyrazol-1-yl)methyl)cyclohexyl)methoxy)acetate and tert-butyl 2-(((1s,4s)-4-((4-bromo-3-(2-(methylthio)ethyl)-5-phenyl-1H-pyrazol-1-yl)methyl)cyclohexyl)methoxy)acetate as a mixture of regioisomers and 3-methoxyphenylboronic acid, the title compound (one of the two regioisomers separated) was obtained using a similar method to the one described in

Example 1.211. LCMS $m/z=509.7$ $[M+H]^+$; 1H NMR (400 MHz, DMSO- d_6) δ ppm 1.34-1.56 (m, 8H), 1.74-1.82 (m, 1H), 1.91 (s, 3H), 2.09-2.18 (m, 1H), 2.52 (t, $J=8.46$ Hz, 2H), 2.89 (t, $J=8.21$ Hz, 2H), 3.43 (d, $J=6.95$ Hz, 2H), 3.70 (s, 3H), 3.98 (s, 2H), 4.06 (d, $J=7.33$ Hz, 2H), 6.74-6.80 (m, 2H), 6.87-6.92 (m, 1H), 7.17-7.36 (m, 6H).

Example 1.226

Preparation of 2-(((1s,4s)-4-((4-(2,3-Difluorophenyl)-5-(2-(methylthio)ethyl)-3-phenyl-1H-pyrazol-1-yl)methyl)cyclohexyl)methoxy)acetic Acid (Compound 244)

[0940] From tert-butyl 2-(((1s,4s)-4-((4-bromo-5-(2-(methylthio)ethyl)-3-phenyl-1H-pyrazol-1-yl)methyl)cyclohexyl)methoxy)acetate and tert-butyl 2-(((1s,4s)-4-((4-bromo-3-(2-(methylthio)ethyl)-5-phenyl-1H-pyrazol-1-yl)methyl)cyclohexyl)methoxy)acetate as a mixture of regioisomers (100 mg, 0.19 mmol) and 2,3-difluorophenylboronic acid (30.0 mg, 0.19 mmol), the title compound was obtained using a similar method to the one described in Example 1.211. LCMS $m/z=515.4$ $[M+H]^+$; 1H NMR (400 MHz, DMSO- d_6) δ ppm 1.34-1.58 (m, 8H), 1.73-1.82 (m, 1H), 1.86 (s, 3H), 2.09-2.19 (m, 1H), 2.50 (t, $J=7.20$ Hz, 2H), 2.86 (t, $J=7.20$ Hz, 2H), 3.42 (d, $J=7.07$ Hz, 2H), 3.90 (s, 2H), 4.09 (d, $J=7.45$ Hz, 2H), 7.13-7.20 (m, 1H), 7.20-7.34 (m, 6H), 7.39-7.49 (m, 1H).

Example 1.227

Preparation of 2-(((1s,4s)-4-((3-(2-Methoxyethyl)-5-(3-methoxyphenyl)-4-phenyl-1H-pyrazol-1-yl)methyl)cyclohexyl)methoxy)acetic Acid (Compound 247)

[0941] From tert-butyl 2-(((1s,4s)-4-(3-bromo-5-(2-methoxyethyl)-4-phenyl-1H-pyrazol-1-yl)methyl)cyclohexyl)methoxy)acetate and tert-butyl 2-(((1s,4s)-4-((5-bromo-3-(2-methoxyethyl)-4-phenyl-1H-pyrazol-1-yl)methyl)cyclohexyl)methoxy)acetate as a mixture of regioisomers and 3-methoxyphenylboronic acid, the title compound (one of the two regioisomers separated) was obtained using a similar method to the one described in Example 1.221. LCMS $m/z=493.1$ $[M+H]^+$; 1H NMR (400 MHz, DMSO- d_6) δ ppm 1.06-1.20 (m, 4H), 1.22-1.37 (m, 4H), 1.55-1.69 (m, 1H), 1.86-1.99 (m, 1H), 2.82 (t, $J=7.39$ Hz, 2H), 3.17 (s, 3H), 3.21 (d, $J=6.69$ Hz, 2H), 3.51 (t, $J=7.33$ Hz, 2H), 3.68 (s, 3H), 3.84 (s, 2H), 3.94 (d, $J=7.45$ Hz, 2H), 6.74-6.82 (m, 2H), 6.91-6.97 (m, 1H), 7.06-7.34 (m, 6H).

Example 1.228

Preparation of 2-(((1s,4s)-4-((5-(2-Methoxyethyl)-3-(3-methoxyphenyl)-4-phenyl-1H-pyrazol-1-yl)methyl)cyclohexyl)methoxy)acetic Acid (Compound 248)

[0942] From tert-butyl 2-(((1s,4s)-4-((3-bromo-5-(2-methoxyethyl)-4-phenyl-1H-pyrazol-1-yl)methyl)cyclohexyl)methoxy)acetate and tert-butyl 2-(((1s,4s)-4-((5-bromo-3-(2-methoxyethyl)-4-phenyl-1H-pyrazol-1-yl)methyl)cyclohexyl)methoxy)acetate as a mixture of regioisomers and 3-methoxyphenylboronic acid, the title compound (one of the two regioisomers separated) was obtained using a similar method to the one described in Example 1.221. LCMS $m/z=493.1$ $[M+H]^+$; 1H NMR (400 MHz, DMSO- d_6) δ ppm

1.32-1.57 (m, 8H), 1.73-1.83 (m, 1H), 2.05-2.19 (m, 1H), 2.83 (t, J=6.76 Hz, 2H), 3.13 (s, 3H), 3.34 (t, J=6.76 Hz, 2H), 3.43 (d, J=6.95 Hz, 2H), 3.55 (s, 3H), 3.93 (s, 2H), 4.06 (d, J=7.45 Hz, 2H), 6.72-6.81 (m, 2H), 6.90-6.97 (m, 1H), 7.09-7.25 (m, 3H), 7.29-7.42 (m, 3H).

Example 1.229

Preparation of 2-(((1s,4s)-4-((4-(3-Chloro-2-fluorophenyl)-5-(2-(methylsulfonyl)ethyl)-3-phenyl-1H-pyrazol-1-yl)methyl)cyclohexyl)methoxy)acetic Acid (Compound 249)

[0943] To a solution of 2-(((1s,4s)-4-((4-(3-chloro-2-fluorophenyl)-5-(2-(methylthio)ethyl)-3-phenyl-1H-pyrazol-1-yl)methyl)cyclohexyl)methoxy)acetic acid (16.4 mg, 0.031 mmol) in DCM (2 mL) was added 3-chloroperbenzoic acid (16.0 mg, 0.093 mmol) was added. After stirred at room temperature for 30 min, the reaction mixture was concentrated and purified on prep HPLC to give the title compound as white solid (12.3 mg). LCMS m/z =563.3 $[M+H]^+$; 1H NMR (400 MHz, DMSO- d_6) δ ppm 1.34-1.58 (m, 8H), 1.73-1.84 (m, 1H), 2.11-2.23 (m, 1H), 2.95 (s, 3H), 3.01 (t, J=8.02 Hz, 2H), 3.24 (t, J=8.02 Hz, 2H), 3.43 (d, J=6.95 Hz, 2H), 4.00 (s, 2H), 4.12 (d, J=7.33 Hz, 2H), 7.21-7.32 (m, 6H), 7.32-7.39 (m, 1H), 7.58-7.65 (m, 1H).

Example 1.230

Preparation of 2-(((1s,4s)-4-((3-(2-Cyanoethyl)-4,5-diphenyl-1H-pyrazol-1-yl)methyl)cyclohexyl)methoxy)acetic Acid (Compound 259)

Step A: Preparation of 3-(3-Phenyl-1H-pyrazol-5-yl)propanenitrile

[0944] To a solution of acetophenone (5.0 g, 41.6 mmol) in dry toluene (10 mL) was added LiHMDS (1.0 M in toluene) via syringe at 0° C. under argon. The reaction was allowed to stir at that temperature for 5 min and 3-cyanopropanoyl chloride (4.89 g, 41.6 mmol) was added via syringe in one portion. The ice bath was removed and AcOH (glacial, 5 mL), EtOH (100 mL), and hydrazine hydrate (6.25 g, 125 mmol) were added. The mixture was brought to reflux for 16 h. After cooled to room temperature, the reaction was concentrated, extracted with EtOAc, dried over $MgSO_4$, and purified by column chromatography to give the title compound as yellowish oil (2.5 g). LCMS m/z =198.1 $[M+H]^+$; 1H NMR (400 MHz, DMSO- d_6) δ ppm 2.87 (t, J=4.42 Hz, 2H), 2.92 (t, J=4.04 Hz, 2H), 6.59 (s, 1H), 7.25-7.48 (m, 3H), 7.63-7.81 (m, 2H), 13.06 (bs, 1H).

Step B: Preparation of
3-(4-Bromo-3-phenyl-1H-pyrazol-5-yl)propanenitrile

[0945] To a solution of 3-(3-phenyl-1H-pyrazol-5-yl)propanenitrile (2.0 g, 10.14 mmol) in methanol (20 mL) was added N-bromosuccinimide (1.80 g, 10.14 mmol) in portions at room temperature. After stirred at room temperature for 16 h, the reaction was concentrated and extracted with EtOAc/ H_2O , purified by column chromatography to give the title compound as yellow oil (2.4 g). LCMS m/z =276.0 $[M+H]^+$; 1H NMR (400 MHz, DMSO- d_6) δ ppm 2.90 (t, J=4.80 Hz,

2H), 2.92 (t, J=4.29 Hz, 2H), 7.33-7.59 (m, 3H), 7.76 (d, J=7.07 Hz, 2H), 13.45 (bs, 1H).

Step C: Preparation of tert-Butyl 2-(((1s,4s)-4-(4-Bromo-3-(2-cyanoethyl)-5-phenyl-1H-pyrazol-1-yl)methyl)cyclohexyl)methoxy)acetate and tert-Butyl 2-(((1s,4s)-4-((4-Bromo-5-(2-cyanoethyl)-3-phenyl-1H-pyrazol-1-yl)methyl)cyclohexyl)methoxy)acetate as a Mixture of Regioisomers

[0946] To a solution of 3-(4-bromo-3-phenyl-1H-pyrazol-5-yl)propanenitrile (2.0 g, 7.24 mmol) in DMF (5 mL) were added cesium carbonate (1.16 g, 3.6 mmol), followed by tert-butyl 2-(((1s,4s)-4-(tosyloxymethyl)cyclohexyl)methoxy)acetate (2.36 g, 7.24 mmol). The reaction was gently heated to 80° C. for 10 h. After cooled to room temperature, the reaction was quenched with water (2 mL), extracted with EtOAc, dried over $MgSO_4$, and purified by column chromatography to give the title compound as clear oil (2.4 g) (mixture of two isomers). LCMS m/z =516.2 $[M+H]^+$.

Step D: Preparation of 2-(((1s,4s)-4-((3-(2-Cyanoethyl)-4,5-diphenyl-1H-pyrazol-1-yl)methyl)cyclohexyl)methoxy)acetic Acid

[0947] To a solution of tert-butyl 2-(((1s,4s)-4-((4-bromo-3-(2-cyanoethyl)-5-phenyl-1H-pyrazol-1-yl)methyl)cyclohexyl)methoxy)acetate and tert-butyl 2-(((1s,4s)-4-((4-bromo-5-(2-cyanoethyl)-3-phenyl-1H-pyrazol-1-yl)methyl)cyclohexyl)methoxy)acetate as a mixture of regioisomers (100 mg, 0.19 mmol) in dioxane (3 mL) were added phenylboronic acid (29.3 mg, 0.19 mmol), tetrakis(triphenylphosphine)palladium (22 mg, 0.019 mmol), and K_2CO_3 (2 M aq., 0.2 mL). The reaction was heated to 150° C. under microwave irradiation for 4 h. After filtered and concentrated, the residue was treated with HCl (4.0 M in dioxane, 5 mL) at room temperature for 10 h. The mixture was concentrated and purified by HPLC to give the title compound as white solid (13.5 mg). LCMS m/z =458.3 $[M+H]^+$; 1H NMR (400 MHz, DMSO- d_6) δ ppm 1.03-1.19 (m, 4H), 1.22-1.36 (m, 4H), 1.55-1.66 (m, 1H), 1.88-1.99 (m, 1H), 2.79 (t, J=6.95 Hz, 2H), 2.93 (t, J=7.07 Hz, 2H), 3.20 (d, J=6.95 Hz, 2H), 3.91 (s, 2H), 3.95 (d, J=7.45 Hz, 2H), 7.06-7.13 (m, 2H), 7.15-7.30 (m, 5H), 7.36-7.45 (m, 3H).

Example 1.231

Preparation of 2-(((1s,4s)-4-((5-(2-Cyanoethyl)-3,4-diphenyl-1H-pyrazol-1-yl)methyl)cyclohexyl)methoxy)acetic Acid (Compound 260)

[0948] From tert-butyl 2-(((1s,4s)-4-((4-bromo-3-(2-cyanoethyl)-5-phenyl-1H-pyrazol-1-yl)methyl)cyclohexyl)methoxy)acetate and tert-butyl 2-(((1s,4s)-4-((4-bromo-5-(2-cyanoethyl)-3-phenyl-1H-pyrazol-1-yl)methyl)cyclohexyl)methoxy)acetate as a mixture of regioisomers and phenylboronic acid, the title compound (one of the two regioisomers separated) was obtained using a similar method to the one described in Example 1.230. LCMS m/z =458.3 $[M+H]^+$; 1H NMR (400 MHz, DMSO- d_6) δ ppm 1.33-1.59 (m, 8H), 1.74-1.84 (m, 1H), 2.06-2.18 (m, 1H), 2.58 (t, J=7.39 Hz,

2H), 2.97 (t, J=7.39 Hz, 2H), 3.45 (d, J=7.07 Hz, 2H), 4.00 (s, 2H), 4.10 (d, J=7.45 Hz, 2H), 7.19-7.27 (m, 5H), 7.28-7.32 (m, 2H), 7.34-7.44 (m, 3H).

Example 1.232

Preparation of 2-(((1s,4s)-4-(3-(2-Cyanoethyl)-4-(3-methoxyphenyl)-5-phenyl-1H-pyrazol-1-yl)methyl)cyclohexyl)methoxy)acetic Acid (Compound 261)

[0949] From tert-butyl 2-(((1s,4s)-4-((4-bromo-3-(2-cyanoethyl)-5-phenyl-1H-pyrazol-1-yl)methyl)cyclohexyl)methoxy)acetate and tert-butyl 2-(((1s,4s)-4-((4-bromo-5-(2-cyanoethyl)-3-phenyl-1H-pyrazol-1-yl)methyl)cyclohexyl)methoxy)acetate as a mixture of regioisomers and 3-methoxyphenylboronic acid, the title compound (one of the two regioisomers separated) was obtained using a similar method to the one described in Example 1.230. LCMS m/z =488.3 [M+H]⁺; ¹H NMR (400 MHz, DMSO-d₆) δ ppm 1.05-1.20 (m, 4H), 1.22-1.36 (m, 4H), 1.56-1.66 (m, 1H), 1.89-2.01 (m, 1H), 2.80 (t, J=7.20 Hz, 2H), 2.95 (t, J=7.07 Hz, 2H), 3.21 (d, J=6.95 Hz, 2H), 3.60 (s, 3H), 3.91 (s, 2H), 3.94 (d, J=7.45 Hz, 2H), 6.59-6.64 (m, 1H), 6.69 (d, J=7.71 Hz, 1H), 6.75 (dd, J=8.02, 2.21 Hz, 1H), 7.17 (t, J=7.96 Hz, 1H), 7.23-7.30 (m, 2H), 7.38-7.46 (m, 3H).

Example 1.233

Preparation of 2-(((1s,4s)-4-((5-(2-Cyanoethyl)-4-(3-methoxyphenyl)-3-phenyl-1H-pyrazol-1-yl)methyl)cyclohexyl)methoxy)acetic Acid (Compound 262)

[0950] From tert-butyl 2-(((1s,4s)-4-(4-bromo-3-(2-cyanoethyl)-5-phenyl-1H-pyrazol-1-yl)methyl)cyclohexyl)methoxy)acetate and tert-butyl 2-(((1s,4s)-4-(4-bromo-5-(2-cyanoethyl)-3-phenyl-1H-pyrazol-1-yl)methyl)cyclohexyl)methoxy)acetate as a mixture of regioisomers and 3-methoxyphenylboronic acid, the title compound (one of the two regioisomers separated) was obtained using a similar method to the one described in Example 1.230. LCMS m/z =488.3 [M+H]⁺; ¹H NMR (400 MHz, DMSO-d₆) δ ppm 1.33-1.59 (m, 8H), 1.76-1.84 (m, 1H), 2.08-2.18 (m, 1H), 2.61 (t, J=7.33 Hz, 2H), 2.99 (t, J=7.33 Hz, 2H), 3.45 (d, J=7.20 Hz, 2H), 3.72 (s, 3H), 4.00 (s, 2H), 4.10 (d, J=7.45 Hz, 2H), 6.79 (s, 1H), 6.80 (d, J=1.64 Hz, 1H), 6.90-6.94 (m, 1H), 7.19-7.27 (m, 3H), 7.28-7.37 (m, 3H).

Example 1.234

Preparation of 2-(((1s,4s)-4-((5-(2-Cyanoethyl)-4-(3-hydroxyphenyl)-3-phenyl-1H-pyrazol-1-yl)methyl)cyclohexyl)methoxy)acetic Acid (Compound 263)

[0951] From tert-butyl 2-(((1s,4s)-4-(4-bromo-3-(2-cyanoethyl)-5-phenyl-1H-pyrazol-1-yl)methyl)cyclohexyl)methoxy)acetate and tert-butyl 2-(((1s,4s)-4-((4-bromo-5-(2-cyanoethyl)-3-phenyl-1H-pyrazol-1-yl)methyl)cyclohexyl)methoxy)acetate as a mixture of regioisomers and 3-hydroxyphenylboronic acid, the title compound (one of the two regioisomers separated) was obtained using a similar method to the one described in Example 1.230. LCMS m/z =474.2 [M+H]⁺; ¹H NMR (400 MHz, DMSO-d₆) δ ppm 1.31-1.59 (m, 8H), 1.73-1.84 (m, 1H), 2.07-2.17 (m, 1H), 2.58 (t, J=7.39 Hz, 2H), 2.97 (t, J=7.39 Hz, 2H), 3.45 (d, J=7.07 Hz, 2H), 4.00 (s, 2H), 4.09 (d, J=7.45 Hz, 2H), 6.59-

6.62 (m, 1H), 6.68 (d, J=7.58 Hz, 1H), 6.73-6.78 (m, 1H), 7.17-7.28 (m, 5H), 7.31-7.37 (m, 1H).

Example 1.235

Preparation of 2-(((1s,4s)-4-((4-(3-Chlorophenyl)-3-(2-cyanoethyl)-5-phenyl-1H-pyrazol-1-yl)methyl)cyclohexyl)methoxy)acetic Acid (Compound 264)

[0952] From tert-butyl 2-(((1s,4s)-4-((4-bromo-3-(2-cyanoethyl)-5-phenyl-1H-pyrazol-1-yl)methyl)cyclohexyl)methoxy)acetate and tert-butyl 2-(((1s,4s)-4-(4-bromo-5-(2-cyanoethyl)-3-phenyl-1H-pyrazol-1-yl)methyl)cyclohexyl)methoxy)acetate as a mixture of regioisomers and 3-chlorophenylboronic acid, the title compound (one of the two regioisomers separated) was obtained using a similar method to the one described in Example 1.230. LCMS m/z =492.2 [M+H]⁺; ¹H NMR (400 MHz, DMSO-d₆) δ ppm 1.04-1.20 (m, 4H), 1.22-1.36 (m, 4H), 1.55-1.66 (m, 1H), 1.90-2.01 (m, 1H), 2.82 (t, J=6.95 Hz, 2H), 2.95 (t, J=6.95 Hz, 2H), 3.21 (d, J=6.95 Hz, 2H), 3.92 (s, 2H), 3.95 (d, J=7.45 Hz, 2H), 7.04-7.09 (m, 2H), 7.11-7.14 (m, 1H), 7.21-7.32 (m, 4H), 7.40-7.47 (m, 2H).

Example 1.236

Preparation of 2-(((1s,4s)-4-((4-(3-Chlorophenyl)-3-(2-cyanoethyl)-3-phenyl-1H-pyrazol-1-yl)methyl)cyclohexyl)methoxy)acetic Acid (Compound 265)

[0953] From tert-butyl 2-(((1s,4s)-4-((4-bromo-3-(2-cyanoethyl)-5-phenyl-1H-pyrazol-1-yl)methyl)cyclohexyl)methoxy)acetate and tert-butyl 2-(((1s,4s)-4-(4-bromo-5-(2-cyanoethyl)-3-phenyl-1H-pyrazol-1-yl)methyl)cyclohexyl)methoxy)acetate as a mixture of regioisomers and 3-chlorophenylboronic acid, the title compound was obtained using a similar method to the one described in Example 1.230. LCMS m/z =492.2 [M+H]⁺; ¹H NMR (400 MHz, DMSO-d₆) δ ppm 1.32-1.60 (m, 8H), 1.76-1.84 (m, 1H), 2.09-2.18 (m, 1H), 2.63 (t, J=7.26 Hz, 2H), 3.00 (t, J=7.33 Hz, 2H), 3.45 (d, J=7.07 Hz, 2H), 4.01 (s, 2H), 4.10 (d, J=7.45 Hz, 2H), 7.19-7.33 (m, 7H), 7.40-7.44 (m, 2H).

Example 1.237

Preparation of 2-(((1s,4s)-4-(3-(2-Cyanoethyl)-4-(3-fluorophenyl)-5-phenyl-1H-pyrazol-1-yl)methyl)cyclohexyl)methoxy)acetic Acid (Compound 266)

[0954] From tert-butyl 2-(((1s,4s)-4-((4-bromo-3-(2-cyanoethyl)-5-phenyl-1H-pyrazol-1-yl)methyl)cyclohexyl)methoxy)acetate and tert-butyl 2-(((1s,4s)-4-((4-bromo-5-(2-cyanoethyl)-3-phenyl-1H-pyrazol-1-yl)methyl)cyclohexyl)methoxy)acetate as a mixture of regioisomers and 3-fluorophenylboronic acid, the title compound (one of the two regioisomers separated) was obtained using a similar method to the one described in Example 1.230. LCMS m/z =476.2 [M+H]⁺; ¹H NMR (400 MHz, DMSO-d₆) δ ppm 1.04-1.22 (m, 4H), 1.23-1.36 (m, 4H), 1.57-1.67 (m, 1H), 1.91-2.00 (m, 1H), 2.82 (t, J=7.20 Hz, 2H), 2.97 (t, J=7.07 Hz, 2H), 3.22 (d, J=6.82 Hz, 2H), 3.92 (s, 2H), 3.96 (d, J=7.58 Hz, 2H), 6.86-6.96 (m, 2H), 6.97-7.05 (m, 1H), 7.24-7.33 (m, 3H), 7.40-7.46 (m, 3H).

Example 1.238

Preparation of 2-(((1s,4s)-4-((5-(2-Cyanoethyl)-4-(3-fluorophenyl)-3-phenyl-1H-pyrazol-1-yl)methyl)cyclohexyl)methoxy)acetic Acid (Compound 267)

[0955] From tert-butyl 2-(((1s,4s)-4-((4-bromo-3-(2-cyanoethyl)-5-phenyl-1H-pyrazol-1-yl)methyl)cyclohexyl)

methoxy)acetate and tert-butyl 2-(((1s,4s)-4-((4-bromo-5-(2-cyanoethyl)-3-phenyl-1H-pyrazol-1-yl)methyl)cyclohexyl)methoxy)acetate as a mixture of regioisomers and 3-fluorophenylboronic acid, the title compound (one of the two regioisomers separated) was obtained using a similar method to the one described in Example 1.230. LCMS $m/z=476.2$ [M+H]⁺; ¹H NMR (400 MHz, DMSO-d₆) δ ppm 1.33-1.61 (m, 8H), 1.75-1.86 (m, 1H), 2.09-2.19 (m, 1H), 2.62 (t, J=7.33 Hz, 2H), 3.01 (t, J=7.33 Hz, 2H), 3.46 (d, J=7.07 Hz, 2H), 4.01 (s, 2H), 4.11 (d, J=7.58 Hz, 2H), 7.05-7.11 (m, 2H), 7.14-7.21 (m, 1H), 7.21-7.34 (m, 5H), 7.40-7.48 (m, 1H).

Example 1.239

Preparation of 2-(((1s,4s)-4-((3-(2-Cyanoethyl)-4-(3-hydroxyphenyl)-5-phenyl-1H-pyrazol-1-yl)methyl)cyclohexyl)methoxy)acetic Acid (Compound 268)

[0956] From tert-butyl 2-(((1s,4s)-4-(4-bromo-3-(2-cyanoethyl)-5-phenyl-1H-pyrazol-1-yl)methyl)cyclohexyl)methoxy)acetate and tert-butyl 2-(((1s,4s)-4-(4-bromo-5-(2-cyanoethyl)-3-phenyl-1H-pyrazol-1-yl)methyl)cyclohexyl)methoxy)acetate as a mixture of regioisomers and 3-hydroxyphenylboronic acid, the title compound (one of the two regioisomers separated) was obtained using a similar method to the one described in Example 1.230. LCMS $m/z=474.2$ [M+H]⁺; ¹H NMR (400 MHz, DMSO-d₆) δ ppm 1.03-1.19 (m, 4H), 1.20-1.36 (m, 4H), 1.54-1.67 (m, 1H), 1.87-1.97 (m, 1H), 2.78 (t, J=7.01 Hz, 2H), 2.91 (t, J=7.01 Hz, 2H), 3.20 (d, J=6.82 Hz, 2H), 3.91 (s, 2H), 3.93 (d, J=8.08 Hz, 2H), 6.46-6.54 (m, 2H), 6.59 (dd, J=8.15, 1.58 Hz, 1H), 7.04 (t, J=7.83 Hz, 2H), 7.22-7.28 (m, 2H), 7.38-7.46 (m, 2H).

Example 1.240

Preparation of 2-(((1s,4s)-4-((4-(3-Chloro-2-fluorophenyl)-3-(2-cyanoethyl)-5-phenyl-1H-pyrazol-1-yl)methyl)cyclohexyl)methoxy)acetic Acid (Compound 269)

[0957] From tert-butyl 2-(((1s,4s)-4-((4-bromo-3-(2-cyanoethyl)-5-phenyl-1H-pyrazol-1-yl)methyl)cyclohexyl)methoxy)acetate and tert-butyl 2-(((1s,4s)-4-((4-bromo-5-(2-cyanoethyl)-3-phenyl-1H-pyrazol-1-yl)methyl)cyclohexyl)methoxy)acetate as a mixture of regioisomers and 3-chloro-2-fluorophenylboronic acid, the title compound (one of the two regioisomers separated) was obtained using a similar method to the one described in Example 1.230. LCMS $m/z=510.2$ [M+H]⁺; ¹H NMR (400 MHz, DMSO-d₆) δ ppm 0.99-1.15 (m, 4H), 1.16-1.34 (m, 4H), 1.55-1.67 (m, 1H), 1.81-1.93 (m, 1H), 2.82-2.94 (m, 4H), 3.16 (d, J=6.95 Hz, 2H), 3.68 (s, 2H), 3.98 (d, J=7.45 Hz, 2H), 7.39-7.46 (m, 3H), 7.48-7.60 (m, 5H).

Example 1.241

Preparation of 2-(((1s,4s)-4-((4-(3-Chloro-2-fluorophenyl)-5-(2-cyanoethyl)-3-phenyl-1H-pyrazol-1-yl)methyl)cyclohexyl)methoxy)acetic Acid (Compound 270)

[0958] From tert-butyl 2-(((1s,4s)-4-((4-bromo-3-(2-cyanoethyl)-5-phenyl-1H-pyrazol-1-yl)methyl)cyclohexyl)methoxy)acetate and tert-butyl 2-(((1s,4s)-4-((4-bromo-5-(2-cyanoethyl)-3-phenyl-1H-pyrazol-1-yl)methyl)cyclohexyl)methoxy)acetate as a mixture of regioisomers and 3-chloro-

2-fluorophenylboronic acid, the title compound (one of the two regioisomers separated) was obtained using a similar method to the one described in Example 1.230. LCMS $m/z=510.2$ [M+H]⁺; ¹H NMR (400 MHz, DMSO-d₆) δ ppm 1.27-1.56 (m, 8H), 1.71-1.83 (m, 1H), 2.00-2.11 (m, 1H), 2.83 (t, J=7.20 Hz, 2H), 3.11 (t, J=7.26 Hz, 2H), 3.41 (d, J=7.20 Hz, 2H), 3.81 (s, 2H), 4.11 (d, J=7.58 Hz, 2H), 7.35-7.42 (m, 2H), 7.42-7.49 (m, 3H), 7.79-7.85 (m, 3H).

Example 1.242

Preparation of 2-(((1s,4s)-4-((3-(2-Fluoro-4-methylphenyl)-5-(2-hydroxyethyl)-4-phenyl-1H-pyrazol-1-yl)methyl)cyclohexyl)methoxy)acetic Acid (Compound 287)

Step A: Preparation of Ethyl 3-(2-Fluoro-4-methylphenyl)-3-oxo-2-phenylpropanoate

[0959] 2-Fluoro-4-methylbenzoyl chloride was made 2 h before the reaction by adding oxalyl chloride (3.20 mL, 36.5 mmol) to a solution of 2-fluoro-4-methylbenzoic acid (4.69 g, 30.5 mmol) in DCM (5 mL) at room temperature. After stirring for 2 h, the resulting solution was concentrated to dryness and dissolved in THF (10 mL), used as it was without further purification.

[0960] The solution of ethyl 2-phenylacetate (5 g, 30.5 mmol) in THF (20 mL) was cooled to -78° C. and LiHMDS (30.5 mL, 30.5 mmol) was added, followed by prior made solution of 2-fluoro-4-methylbenzoyl chloride in THF (10 mL). The reaction was allowed to warm to room temperature slowly and stirred for 4 h. Quenched with AcOH (2 mL), extracted with EtOAc, washed with brine, dried over MgSO₄, and purified by column chromatography to give the title compound as clear liquid (7.10 g). LCMS $m/z=301.2$ [M+H]⁺; ¹H NMR (400 MHz, DMSO-d₆) δ ppm 1.14 (t, J=7.07 Hz, 3H), 2.32 (s, 3H), 4.22 (q, J=7.07 Hz, 2H), 5.77 (s, 1H), 7.03-7.17 (m, 3H), 7.24-7.40 (m, 4H), 7.82 (t, J=8.21 Hz, 1H).

Step B: Preparation of

1-(2-Fluoro-4-methylphenyl)-2-phenylethanone

[0961] Ethyl 3-(2-fluoro-4-methylphenyl)-3-oxo-2-phenylpropanoate (8.0 g, 26.6 mmol) was dissolved in THF (20 mL) and hydrogen chloride (37% wt., 32.0 mL, 400 mmol) was added. The reaction was brought to reflux overnight. After cooled to room temperature, the reaction was diluted with H₂O (100 mL) and neutralized to pH 8 with NaOH (4.0 M aq.). The mixture was extracted with EtOAc (3×75 mL), dried over MgSO₄, and purified by column chromatography to give the title compound as a clear oil (4.81 g). LCMS $m/z=229.1$ [M+H]⁺; ¹H NMR (400 MHz, DMSO-d₆) δ ppm 2.36 (s, 3H), 4.28 (s, 2H), 7.11-7.18 (m, 2H), 7.19-7.26 (m, 3H), 7.27-7.34 (m, 2H), 7.77 (t, J=8.21 Hz, 1H).

Step C: Preparation of

1-(1H-Benzo[d][1,2,3]triazol-1-yl)but-3-en-1-one

[0962] Sulfurous dichloride (6.91 g, 58.1 mmol) was added to a stirred solution of 1H-benzo[d][1,2,3]triazole (27.7 g, 232 mmol) in anhydrous dichloromethane (100 mL) at room temperature under argon atmosphere. The mixture was stirred for 30 min and but-3-enoic acid (5.0 g, 58.1 mmol) was added in one portion and stirring was continued for 2 h. The resulting suspension was filtered off and washed with 2.0 M NaOH (3×50 mL), dried over MgSO₄, and purified by column chromatography to give the title compound as white solid (5.12 g).

LCMS m/z =188.1 $[M+H]^+$; 1H NMR (400 MHz, DMSO- d_6) δ ppm 4.24 (d, J =6.57 Hz, 2H), 5.28-5.42 (m, 2H), 6.04-6.19 (m, 1H), 7.61 (t, J =7.71 Hz, 1H), 7.78 (t, J =7.71 Hz, 1H), 8.24 (dd, J =10.61, 8.34 Hz, 2H).

Step D: Preparation of 5-Allyl-3-(2-fluoro-4-methylphenyl)-4-phenyl-1H-pyrazole

[0963] To a solution of 1-(2-fluoro-4-methylphenyl)-2-phenylethanone (1.0 g, 4.38 mmol) in THF (10 mL) was added LiHMDS (1.0 M in THF) (8.76 mL, 8.76 mmol) slowly via syringe at 0° C. After stirring for 10 min, 1-(1H-benzo[d][1,2,3]triazol-1-yl)but-3-en-1-one (0.984 g, 5.26 mmol) was added in one portion. The reaction was stirred at 0° C. for 30 min before quenched with AcOH (2 mL). To the reaction were added EtOH (30 mL), hydrazine hydrate (0.658 g, 13.14 mmol), and heated to reflux for 1 h. After cooled to room temperature, the reaction was concentrated and extracted with EtOAc/ H_2O , washed with brine, dried over $MgSO_4$, and purified by column chromatography to give the title compound as clear oil (0.50 g). LCMS m/z =293.2 $[M+H]^+$; NMR (400 MHz, DMSO- d_6) δ ppm 2.31 (s, 3H), 3.40 (d, J =5.94 Hz, 2H), 4.94-5.08 (m, 2H), 5.88-6.00 (m, 1H), 6.92-7.31 (m, 8H).

Step E: Preparation of 2-(3-(2-Fluoro-4-methylphenyl)-4-phenyl-1H-pyrazol-5-yl)ethanol

[0964] 5-Allyl-3-(2-fluoro-4-methylphenyl)-4-phenyl-1H-pyrazole (1.0 g, 3.42 mmol) was dissolved in methanol (40 mL) and dichloromethane (10 mL) and cooled to -78° C. on a dry-ice/acetone bath. Ozone was bubbled through the solution for ~2 h, until the solution appeared light blue. To the reaction added sodium borohydride (0.129 g, 3.42 mmol) slowly. Upon complete addition, the reaction was removed from the dry-ice bath and stirred at room temperature for 1 h. Excess solvent was removed under reduced pressure and the reaction was extracted with EtOAc/ H_2O , dried over $MgSO_4$, and purified by column chromatography to give the title compound as clear oil (0.70 g). LCMS m/z =297.2 $[M+H]^+$; 1H NMR (400 MHz, DMSO- d_6) δ ppm 2.30 (s, 3H), 2.79 (t, J =7.20 Hz, 2H), 3.62 (t, J =7.33 Hz, 2H), 6.93-7.00 (m, 1H), 7.09-7.14 (m, 2H), 7.15-7.23 (m, 3H), 7.25-7.31 (m, 2H), 12.86 (bs, 1H).

Step F: Preparation of tert-Butyl 2-(((1s,4s)-4-(3-(2-Fluoro-4-methylphenyl)-5-(2-hydroxyethyl)-4-phenyl-1H-pyrazol-1-yl)methyl)cyclohexyl)methoxy)acetate

[0965] To a solution of 2-(3-(2-fluoro-4-methylphenyl)-4-phenyl-1H-pyrazol-5-yl)ethanol (0.7 g, 2.362 mmol) in DMF (10 mL) were added cesium carbonate (0.770 g, 2.362 mmol) and tert-butyl 2-(((1s,4s)-4-(tosyloxymethyl)cyclohexyl)methoxy)acetate (0.974 g, 2.362 mmol). The reaction was gently heated to 60° C. for 2 h. After cooled to room temperature, the reaction mixture was extracted with EtOAc/ H_2O , dried over $MgSO_4$, and purified by column chromatography to give the title compound as a clear oil (0.75 g). LCMS m/z =537.5 $[M+H]^+$; 1H NMR (400 MHz, $CDCl_3$) δ ppm 1.14-1.29 (m, 4H), 1.33-1.46 (m, 4H), 1.47 (s, 9H), 1.72-1.81 (m, 1H), 2.00-2.09 (m, 1H), 2.37 (s, 3H), 2.91 (t, J =5.56 Hz, 2H), 3.30 (d, J =7.07 Hz, 2H), 3.89 (s, 2H), 3.90 (d, J =7.33 Hz,

2H), 3.91 (t, J =5.81 Hz, 2H), 4.68 (s, 1H), 6.89-7.01 (m, 2H), 7.04-7.10 (m, 1H), 7.13-7.27 (m, 5H).

Step G: Preparation of 2-(((1s,4s)-4-(3-(2-Fluoro-4-methylphenyl)-5-(2-hydroxyethyl)-4-phenyl-1H-pyrazol-1-yl)methyl)cyclohexyl)methoxy)acetic Acid (Compound 287)

[0966] tert-Butyl 2-(((1s,4s)-4-(3-(2-fluoro-4-methylphenyl)-5-(2-hydroxyethyl)-4-phenyl-1H-pyrazol-1-yl)methyl)cyclohexyl)methoxy)acetate (0.50 g, 0.932 mmol) was dissolved in hydrogen chloride (4.0 M in dioxane) (4.66 mL, 18.63 mmol) and stirred at room temperature for 16 h. The reaction was concentrated and purified by HPLC to give the title compound. LCMS m/z =481.6 $[M+H]^+$; 1H NMR (400 MHz, DMSO- d_6) δ ppm 1.07-1.19 (m, 4H), 1.21-1.41 (m, 4H), 1.55-1.72 (m, 1H), 1.86-1.97 (m, 1H), 2.33 (s, 3H), 3.22 (d, J =6.82 Hz, 2H), 3.59 (t, J =5.81 Hz, 2H), 3.82 (t, J =5.85 Hz, 2H), 3.91 (s, 2H), 3.93 (d, J =7.54 Hz, 2H), 4.55 (s, 1H), 7.03-7.12 (m, 4H), 7.13-7.19 (m, 2H), 7.22-7.27 (m, 2H).

Example 1.243

Preparation of 2-(((1s,4s)-4-(5-(2-fluoro-4-methylphenyl)-3-(2-hydroxyethyl)-4-phenyl-1H-pyrazol-1-yl)methyl)cyclohexyl)methoxy)acetic Acid (Compound 285)

[0967] The title compound was obtained using a similar method to the one described in Example 1.242. LCMS m/z =481.6 $[M+H]^+$; 1H NMR (400 MHz, DMSO- d_6) δ ppm 1.32-1.53 (m, 8H), 1.71-1.81 (m, 1H), 2.08-2.17 (m, 1H), 2.28 (s, 3H), 2.84 (t, J =7.07 Hz, 2H), 3.41 (d, J =7.07 Hz, 2H), 3.49 (t, J =7.20 Hz, 2H), 3.93 (s, 2H), 4.08 (d, J =7.58 Hz, 2H), 4.45 (s, 1H), 6.86-6.98 (m, 1H), 7.08-7.13 (m, 2H), 7.16-7.31 (m, 5H).

Example 1.244

Preparation of 2-(((1s,4s)-4-(5-(2-(Methylsulfonyl)ethyl)-4-phenyl-3-p-tolyl-1H-pyrazol-1-yl)methyl)cyclohexyl)methoxy)acetic Acid (Compound 290)

Step A: Preparation of 1-(1H-benzo[d][1,2,3]triazol-1-yl)-3-(methylthio)propan-1-one

[0968] Sulfurous dichloride (4.95 g, 41.6 mmol) was added to a stirred solution of 1H-benzo[d][1,2,3]triazole (19.83 g, 166 mmol) in anhydrous dichloromethane (300 mL) at room temperature under argon. The mixture was stirred for 30 min and 3-(methylthio)propanoic acid (5.0 g, 41.6 mmol) was added in one portion and stirring was continued for 2 h. The resulting suspension was filtered off and the filtrate was washed with 2 M NaOH (3×50 mL), dried over $MgSO_4$, and purified by column chromatography to give the title compound as clear oil (5.12 g). LCMS m/z =222.1 $[M+H]^+$; 1H NMR (400 MHz, $CDCl_3$) δ ppm 2.21 (s, 3H), 3.05 (t, J =7.07 Hz, 2H), 3.74 (t, J =7.07 Hz, 2H), 7.42-7.54 (m, 1H), 7.56-7.69 (m, 1H), 8.08 (d, J =8.34 Hz, 1H), 8.24 (d, J =8.08 Hz, 1H).

Step B: Preparation of 5-(2-(Methylthio)ethyl)-4-phenyl-3-p-tolyl-1H-pyrazole

[0969] To a solution of 2-phenyl-1-p-tolyloethanone (2.0 g, 9.51 mmol) in THF (10 mL) was added LiHMDS (1.0 M in THF) (19.02 mL, 19.02 mmol) slowly via syringe at 0° C. After stirring for 10 min, 1-(1H-benzo[d][1,2,3]triazol-1-yl)-3-(methylthio)propan-1-one (2.53 g, 11.41 mmol) was added

in one portion. The reaction was stirred at 0° C. for 30 min before quenched with AcOH (2 mL). To the reaction were added EtOH (30 mL), hydrazine hydrate (1.428 g, 28.5 mmol), and brought to reflux for 2 h. After cooled to room temperature, the reaction was concentrated and extracted with EtOAc/H₂O, washed with brine, dried over MgSO₄, and purified by column chromatography to give the title compound as a clear oil (1.50 g). LCMS *m/z*=309.3 [M+H]⁺; ¹H NMR (400 MHz, CDCl₃) δ ppm 1.96 (s, 3H), 2.29 (s, 3H), 2.66 (t, J=7.71 Hz, 2H), 2.90 (t, J=7.58 Hz, 2H), 7.01-7.06 (m, 2H), 7.18-7.25 (m, 3H), 7.26-7.37 (m, 3H).

Step C: Preparation of tert-butyl 2-(((1s,4s)-4-((5-(2-(Methylthio)ethyl)-4-phenyl-3-p-tolyl-1H-pyrazol-1-yl)methyl)cyclohexyl)methoxy)acetate

[0970] To a solution of 5-(2-(methylthio)ethyl)-4-phenyl-3-p-tolyl-1H-pyrazole (0.5 g, 1.621 mmol) in DMF (10 mL) were added cesium carbonate (0.528 g, 1.621 mmol) and tert-butyl 2-(((1s,4s)-4-(tosyloxymethyl)cyclohexyl)methoxy)acetate (0.669 g, 1.621 mmol). The reaction was gently heated to 60° C. for 2 h. After cooled to room temperature, the mixture was extracted with EtOAc/H₂O, dried over MgSO₄, and purified by column chromatography to give the title compound as a clear oil. LCMS *m/z*=549.5 [M+H]⁺; ¹H NMR (400 MHz, CDCl₃) δ ppm 1.10-1.27 (m, 4H), 1.29-1.45 (m, 4H), 1.46 (s, 9H), 1.53-1.61 (m, 1H), 1.73-1.81 (m, 1H), 2.04 (s, 3H), 2.35 (s, 3H), 2.73 (t, J=7.58 Hz, 2H), 2.99 (t, J=7.58 Hz, 2H), 3.28 (d, J=6.82 Hz, 2H), 3.88 (s, 2H), 3.96 (d, J=7.58 Hz, 2H), 7.04-7.10 (m, 4H), 7.11-7.18 (m, 3H), 7.18-7.24 (m, 2H).

Step D: Preparation of 2-(((1s,4s)-4-((5-(2-(Methylsulfonyl)ethyl)-4-phenyl-3-p-tolyl-1H-pyrazol-1-yl)methyl)cyclohexyl)methoxy)acetic Acid (Compound 290)

[0971] tert-Butyl 2-(((1s,4s)-4-((5-(2-(methylthio)ethyl)-4-phenyl-3-p-tolyl-1H-pyrazol-1-yl)methyl)cyclohexyl)methoxy)acetate (0.50 g, 0.911 mmol) was dissolved in hydrogen chloride (4.0 M in dioxane) (4.56 mL, 18.22 mmol) and stirred at room temperature for 16 h. The reaction was concentrated to dryness and dissolved in dichloromethane (5 mL) and 3-chloroperoxybenzoic acid (0.550 g, 3.19 mmol) was added. After stirred at room temperature for 1 h, the reaction was concentrated and purified on HPLC. LCMS *m/z*=525.4 [M+H]⁺; ¹H NMR (400 MHz, DMSO-d₆) δ ppm 1.08-1.20 (m, 4H), 1.23-1.36 (m, 4H), 1.57-1.68 (m, 1H), 1.90-2.00 (m, 1H), 2.32 (s, 3H), 2.97 (s, 3H), 3.04 (t, J=8.59 Hz, 2H), 3.22 (d, J=6.82 Hz, 2H), 3.41 (t, J=8.08 Hz, 2H), 3.92 (d, J=7.38 Hz, 2H), 3.92 (s, 2H), 7.08-7.15 (m, 3H), 7.16-7.31 (m, 6H).

Example 1.245

Preparation of 2-(((1s,4s)-4-((3-(2-Fluoro-4-methylphenyl)-5-(2-(methylsulfonyl)ethyl)-4-phenyl-1H-pyrazol-1-yl)methyl)cyclohexyl)methoxy)acetic Acid (Compound 291)

Step A: Preparation of 3-(2-Fluoro-4-methylphenyl)-5-(2-(methylthio)ethyl)-4-phenyl-1H-pyrazole

[0972] To a solution of 1-(2-fluoro-4-methylphenyl)-2-phenylethanone (2.0 g, 8.76 mmol) in THF (10 mL) was added LiHMDS (1.0 M in THF) (17.52 mL, 17.52 mmol) slowly via syringe at 0° C. After stirring for 10 min, 1-(1H-

benzo[d][1,2,3]triazol-1-yl)-3-(methylthio)propan-1-one (2.327 g, 10.51 mmol) was added in one portion. The reaction was stirred at 0° C. for 30 min before quenched with AcOH (2 mL). To the reaction were added EtOH (30 mL), hydrazine hydrate (1.316 g, 26.3 mmol), and brought to reflux for 2 h. After cooled to room temperature, the reaction was concentrated and extracted with EtOAc/H₂O, washed with brine, dried over MgSO₄, and purified by column chromatography to give the title compound as a clear oil (1.40 g). LCMS *m/z*=327.2 [M+H]⁺; ¹H NMR (400 MHz, CDCl₃) δ ppm 1.94 (s, 3H), 2.22 (s, 3H), 2.65 (t, J=7.33 Hz, 2H), 2.88 (t, J=7.58 Hz, 2H), 6.71 (d, J=7.83 Hz, 1H), 6.80 (d, J=11.87 Hz, 1H), 6.97 (t, J=7.96 Hz, 1H), 7.09-7.29 (m, 5H), 9.64 (bs, 1H).

Step B: Preparation of tert-Butyl 2-(((1s,4s)-4-((3-(2-Fluoro-4-methylphenyl)-5-(2-(methylthio)ethyl)-4-phenyl-1H-pyrazol-1-yl)methyl)cyclohexyl)methoxy)acetate

[0973] To a solution of 3-(2-fluoro-4-methylphenyl)-5-(2-(methylthio)ethyl)-4-phenyl-1H-pyrazole (0.5 g, 1.532 mmol) in DMF (10 mL) were added cesium carbonate (0.499 g, 1.532 mmol) and tert-butyl 2-(((1s,4s)-4-(tosyloxymethyl)cyclohexyl)methoxy)acetate (0.632 g, 1.532 mmol). The reaction was gently heated to 60° C. for 2 h. After cooled to room temperature, the mixture was extracted with EtOAc/H₂O, dried over MgSO₄, and purified by column chromatography to give the title compound as a clear oil. LCMS *m/z*=567.5 [M+H]⁺; ¹H NMR (400 MHz, CDCl₃) δ ppm 1.31-1.44 (m, 4H), 1.46 (s, 9H), 1.52-1.65 (m, 4H), 1.69-1.81 (m, 1H), 1.84-1.92 (m, 1H), 2.04 (s, 3H), 2.35 (s, 3H), 2.55 (t, J=7.83 Hz, 2H), 2.74 (t, J=7.58 Hz, 2H), 3.47 (d, J=7.07 Hz, 2H), 3.96 (s, 2H), 4.08 (d, J=7.33 Hz, 2H), 6.84-7.01 (m, 2H), 7.06-7.18 (m, 3H), 7.19-7.32 (m, 3H).

Step C: Preparation of 2-(((1s,4s)-4-((3-(2-Fluoro-4-methylphenyl)-5-(2-(methylsulfonyl)ethyl)-4-phenyl-1H-pyrazol-1-yl)methyl)cyclohexyl)methoxy)acetic Acid (Compound 291)

[0974] tert-Butyl 2-(((1s,4s)-4-((3-(2-fluoro-4-methylphenyl)-5-(2-(methylthio)ethyl)-4-phenyl-1H-pyrazol-1-yl)methyl)cyclohexyl)methoxy)acetate (0.50 g, 0.882 mmol) was dissolved in hydrogen chloride (4.0 M in dioxane) (4.41 mL, 17.64 mmol) and stirred at room temperature for 16 h. The reaction was concentrated and dissolved in DCM (5 mL). 3-Chloroperoxybenzoic acid (0.533 g, 3.09 mmol) was added. After stirred at room temperature for 1 h, the reaction was concentrated and the residue was purified by HPLC to give the title compound. LCMS *m/z*=543.4 [M+H]⁺; ¹H NMR (400 MHz, DMSO-d₆) δ ppm 1.05-1.20 (m, 4H), 1.23-1.37 (m, 4H), 1.57-1.69 (m, 1H), 1.89-1.99 (m, 1H), 2.34 (s, 3H), 2.97 (s, 3H), 3.06 (t, J=8.21 Hz, 2H), 3.22 (d, J=6.82 Hz, 2H), 3.43 (t, J=8.21 Hz, 2H), 3.92 (d, J=7.33 Hz, 2H), 3.91 (s, 2H), 7.05-7.14 (m, 3H), 7.15-7.23 (m, 3H), 7.24-7.31 (m, 2H).

Example 1.246

Preparation of 2-(((1s,4s)-4-((5-(2-Hydroxyethyl)-4-phenyl-3-p-tolyl-1H-pyrazol-1-yl)methyl)cyclohexyl)methoxy)acetic Acid (Compound 292)

Step A: Preparation of 5-Allyl-4-phenyl-3-p-tolyl-1H-pyrazole

[0975] To a solution of 2-phenyl-1-p-tolylethanone (1.0 g, 4.76 mmol) in THF (10 mL) added LiHMDS (1.0 M in THF)

(9.51 mL, 9.51 mmol) slowly via syringe at 0° C. After stirring for 10 min, 1-(1H-benzo[d][1,2,3]triazol-1-yl)but-3-en-1-one (1.068 g, 5.71 mmol) was added in one portion. The reaction was stirred at 0° C. for 30 min and then quenched with AcOH (2 mL). EtOH (30 mL) and hydrazine hydrate (0.714 g, 14.27 mmol) were added, and the reaction was heated to reflux for 30 min. The reaction was cooled to room temperature, concentrated and the residue was extracted with EtOAc/H₂O, washed with brine, dried over MgSO₄, and purified by column chromatography to give the title compound as clear oil (0.47 g). LCMS *m/z*=275.0 [M+H]⁺; ¹H NMR (400 MHz, CDCl₃) δ ppm 2.31 (s, 3H), 3.38-3.43 (m, 2H), 5.07-5.14 (m, 2H), 5.90-6.01 (m, 1H), 7.03-7.09 (m, 2H), 7.19-7.30 (m, 5H), 7.30-7.36 (m, 2H).

Step B: Preparation of 2-(4-Phenyl-3-p-tolyl-1H-pyrazol-5-yl)ethanol

[0976] 5-Allyl-4-phenyl-3-p-tolyl-1H-pyrazole (1.0 g, 3.64 mmol) was dissolved in methanol (40 mL) and dichloromethane (10 mL) and cooled to -78° C. on a dry-ice/acetone bath. Ozone was bubbled through the solution for ~2 h, until the solution appeared light blue. To the reaction was added sodium borohydride (0.138 g, 3.64 mmol) and the reaction was removed from the dry-ice bath and stirred at room temperature for 1 h. Excess solvent was removed under reduced pressure and the reaction was extracted with EtOAc/H₂O, dried over MgSO₄, and purified by column chromatography to give the title compound as white solid (0.54 g). LCMS *m/z*=279.2 [M+H]⁺; ¹H NMR (400 MHz, DMSO-d₆) δ ppm 2.25 (s, 3H), 2.71 (t, J=7.33 Hz, 2H), 3.57 (t, J=7.33 Hz, 2H), 4.65 (bs, 1H), 7.03-7.09 (m, 2H), 7.16-7.23 (m, 3H), 7.24-7.31 (m, 2H), 7.32-7.40 (m, 2H).

Step C: Preparation of tert-Butyl 2-(((1s,4s)-4-((5-(2-Hydroxyethyl)-4-phenyl-3-p-tolyl-1H-pyrazol-1-yl)methyl)cyclohexyl)methoxy)acetate

[0977] To a solution of 2-(4-phenyl-3-p-tolyl-1H-pyrazol-5-yl)ethanol (0.7 g, 2.51 mmol) in DMF (10 mL) were added cesium carbonate (0.819 g, 2.51 mmol) and tert-butyl 2-(((1s,4s)-4-(tosyloxymethyl)cyclohexyl)methoxy)acetate (1.037 g, 2.51 mmol). The reaction was gently heated to 60° C. for 2 h. The reaction was cooled to room temperature and extracted with EtOAc/H₂O. The organic layer was dried over MgSO₄ and purified by column chromatography to give the title compound as clear oil (0.75 g). LCMS *m/z*=519.5 [M+H]⁺; ¹H NMR (400 MHz, CDCl₃) δ ppm 1.34-1.45 (m, 4H), 1.49 (s, 9H), 1.55-1.63 (m, 4H), 1.72-1.80 (m, 1H), 1.85-1.93 (m, 1H), 2.28 (s, 3H), 2.90 (t, J=6.95 Hz, 2H), 3.47 (d, J=7.07 Hz, 2H), 3.66 (t, J=6.44 Hz, 2H), 3.96 (s, 2H), 4.09 (d, J=7.58 Hz, 2H), 6.98-7.10 (m, 2H), 7.12-7.24 (m, 2H), 7.24-7.37 (m, 5H).

Step D: Preparation of 2-(((1s,4s)-4-((5-(2-Hydroxyethyl)-4-phenyl-3-p-tolyl-1H-pyrazol-1-yl)methyl)cyclohexyl)methoxy)acetic Acid (Compound 292)

[0978] tert-Butyl 2-(((1s,4s)-4-((5-(2-hydroxyethyl)-4-phenyl-3-p-tolyl-1H-pyrazol-1-yl)methyl)cyclohexyl)methoxy)acetate (0.50 g, 0.964 mmol) was dissolved in hydrogen chloride (4.0 M in dioxane) (4.82 mL, 19.28 mmol) and stirred at room temperature for 16 h. The reaction was concentrated and purified by HPLC to give the title compound. LCMS *m/z*=463.4 [M+H]⁺; ¹H NMR (400 MHz, DMSO-d₆) δ ppm 1.31-1.57 (m, 8H), 1.73-1.83 (m, 1H), 2.09-2.19 (m,

1H), 2.24 (s, 3H), 2.75 (t, J=7.20 Hz, 2H), 3.44 (t, J=7.20 Hz, 2H), 3.44 (d, J=6.82 Hz, 2H), 4.00 (s, 2H), 4.07 (d, J=7.33 Hz, 2H), 7.00-7.05 (m, 2H), 7.16-7.22 (m, 4H), 7.27-7.40 (m, 3H).

Example 1.247

Preparation of 2-(((1r,4r)-4-((5-(4-Fluorophenyl)-3-(methylthio)-4-phenyl-1H-pyrazol-1-yl)methyl)cyclohexyl)methoxy)acetic Acid (Compound 1)

Step A: Preparation of 3-(4-Fluorophenyl)-5-(methylthio)-4-phenyl-1H-pyrazole

[0979] To a solution of 1-(4-fluorophenyl)-2-phenylethanone (1.0 g, 4.67 mmol) in anhydrous THF (10 mL), was added a solution of 1.0 M KO-t-Bu in THF (2 mL). The reaction was stirred for 15 min at room temperature, and then quenched with CS₂ (0.38 g, 5.04 mmol). After stirring for 30 min, iodomethane (1.45 g, 10.22 mmol) was added to the reaction over 5 min. The reaction was maintained at the same temperature for 4 h. The reaction was poured into water and extracted with ethyl acetate. The extract was dried over MgSO₄ and concentrated under reduced pressure to give a yellow solid (1.02 g). To the suspension of the above-mentioned yellow solid in ethanol (10 mL), hydrazine hydrate (0.70 g, 14.0 mmol) was added at room temperature. The reaction was refluxed for 4 h. After cooling to room temperature, the mixture was concentrated under reduced pressure and extracted with ethyl acetate. The organic extract was dried over MgSO₄ and concentrated under reduced pressure. The residue was poured into 10% ethyl acetate in hexane and the precipitate was filtered and dried in air to give the title compound (0.69 g) as a white solid. LCMS *m/z*=285.4 [M+H]⁺.

Step B: Preparation of 2-(((1r,4r)-4-((5-(4-Fluorophenyl)-3-(methylthio)-4-phenyl-1H-pyrazol-1-yl)methyl)cyclohexyl)methoxy)acetic Acid

[0980] To a solution of 3-(4-fluorophenyl)-5-(methylthio)-4-phenyl-1H-pyrazole (150 mg, 0.528 mmol) and tert-butyl 2-(((1r,4r)-4-(tosyloxymethyl)cyclohexyl)methoxy)acetate (218 mg, 0.528 mmol) in DMF (3 mL) was added sodium hydride (12.66 mg, 0.528 mmol) at room temperature. The reaction was heated at 60° C. overnight. After cooling to room temperature, the reaction was poured into water and extracted with ethyl acetate. The organic extract was concentrated under reduced pressure and the resulting residue was purified by HPLC to give the title compound (29 mg). LCMS *m/z*=469.8 [M+H]⁺.

Example 1.248

Preparation of 2-(((1r,4r)-4-((3-(4-Fluorophenyl)-5-(methylthio)-4-phenyl-1H-pyrazol-1-yl)methyl)cyclohexyl)methoxy)acetic Acid (Compound 2)

[0981] From 3-(4-fluorophenyl)-5-(methylthio)-4-phenyl-1H-pyrazole and tert-butyl 2-(((1r,4r)-4-(tosyloxymethyl)cyclohexyl)methoxy)acetate, the title compound was obtained using a similar method to the one described in Example 1.247, Step B. LCMS *m/z*=469.5 [M+H]⁺; ¹H NMR (400 MHz, DMSO-d₆) δ ppm 0.95 (m, 2H), 1.15 (m, 2H), 1.56 (m, 1H),

1.74 (m, 2H), 1.81 (m, 2H), 1.89 (m, 1H), 2.10 (s, 3H), 3.25 (d, J=6.4 Hz, 2H), 3.89 (s, 2H), 4.20 (d, J=7.2 Hz, 2H), 7.12-7.20 (m, 2H), 7.23-7.49 (m, 7H).

Example 1.249

Preparation of 2-4-((1*r*,4*r*)-4-((4-(3-Methoxyphenyl)-3-methyl-5-phenyl-1H-pyrazol-1-yl)methyl)cyclohexyl)methoxy)acetic Acid (Compound 6)

Step A: Preparation of 3-Methyl-5-phenyl-1H-pyrazole

[0982] To a solution of 1-phenylbutane-1,3-dione (5.0 g, 30.8 mmol) in ethanol (50 mL), was added hydrazine hydrate (1.54 g, 30.8 mmol) at ambient temperature. The reaction was refluxed for 5 h. After cooling, the reaction was concentrated under reduced pressure and extracted with ethyl acetate. The extract was dried over MgSO_4 and concentrated under reduced pressure. The residue was added 10% ethyl acetate in hexane. The precipitate was filtered and washed with hexane. The white solid was dried in air to give the title compound (3.9 g). LCMS m/z =159.3 $[\text{M}+\text{H}]^+$; ^1H NMR (400 MHz, DMSO-d_6) δ ppm 2.25 (s, 3H), 6.65 (s, 1H), 7.34 (m, 1H), 7.42 (m, 2H), 7.82 (m, 2H).

Step B: Preparation of

4-Iodo-3-methyl-5-phenyl-1H-pyrazole

[0983] To a solution of 5-methyl-3-phenyl-1H-pyrazole (1.5 g, 9.48 mmol) in THF (20 mL) and water (20 mL), were added sodium iodide (1.42 g, 9.48 mmol), iodine (3.61 g, 14.22 mmol), and K_2CO_3 (1.96 g, 14.22 mmol) at room temperature. The reaction was warmed to 100° C. and stirred for 10 h. After cooling to room temperature, the reaction was poured into water and extracted with ethyl acetate, which was washed with 2.0 M aq. sodium thiosulfite and saturated. NaHCO_3 successively. The extract was dried over MgSO_4 and concentrated under reduced pressure to give a semi-solid, which was recrystallized from 10% ethyl acetate in hexane to give the title compound (1.9 g). LCMS m/z =285.5 $[\text{M}+\text{H}]^+$.

Step C: Preparation of tert-Butyl 2-(((1*r*,4*r*)-4-((4-Iodo-3-methyl-5-phenyl-1H-pyrazol-1-yl)methyl)cyclohexyl)methoxy)acetate and tert-Butyl 2-(((1*r*,4*r*)-4-((4-Iodo-5-methyl-3-phenyl-1H-pyrazol-1-yl)methyl)cyclohexyl)methoxy)acetate as a Mixture of Regioisomers

[0984] To a solution of 4-iodo-5-methyl-3-phenyl-1H-pyrazole (1.0 g, 3.52 mmol) in DMF (10 mL), was added sodium hydride (0.084 g, 3.52 mmol) at ambient temperature. After stirring for 10 min, a solution of tert-butyl 2-(((1*r*,4*r*)-4-(tosyloxymethyl)cyclohexyl)methoxy)acetate (1.45 g, 3.52 mmol) in DMF (1 mL) was added at room temperature. The reaction was heated to 45° C. and stirred for 8 h. After cooling to room temperature, the reaction was poured into H_2O and extracted with ethyl acetate, which was dried over MgSO_4 and concentrated under reduced pressure. The resulting residue was purified by silica gel column chromatography to give the title compound (1.25 g) as a colorless oil. LCMS m/z =525.4 $[\text{M}+\text{H}]^+$.

Step D: Preparation of 2-(((1*r*,4*r*)-4-((4-(3-Methoxyphenyl)-3-methyl-5-phenyl-1H-pyrazol-1-yl)methyl)cyclohexyl)methoxy)acetic Acid

[0985] To a solution of regioisomers, tert-butyl 2-(((1*r*,4*r*)-4-((4-iodo-3-methyl-5-phenyl-1H-pyrazol-1-yl)methyl)cy-

clohexyl)methoxy)acetate and tert-butyl 2-(((1*r*,4*r*)-4-((4-iodo-5-methyl-3-phenyl-1H-pyrazol-1-yl)methyl)cyclohexyl)methoxy)acetate (200 mg, 0.381 mmol), in dioxane (2 mL), were added 3-methoxyphenylboronic acid (58.0 mg, 0.381 mmol), $\text{Pd}(\text{PPh}_3)_4$ (22.03 mg, 0.019 mmol), and a 2.0 M aqueous solution of K_2CO_3 (105 mg, 0.763 mmol) at ambient temperature. The reaction was irradiated under microwave for 1.5 h at 150° C. After cooling to room temperature, the reaction was poured into water, extracted with ethyl acetate, and then dried over MgSO_4 . The extract was concentrated under reduced pressure and the residue was treated with 4.0 M HCl (5 mL) at room temperature. After stirring for 10 h, the reaction was concentrated under reduced pressure and purified by HPLC to give the title compound (25 mg). LCMS m/z =449.3 $[\text{M}+\text{H}]^+$.

Example 1.250

Preparation of 2-(((1*r*,4*r*)-4-((4-(3-Methoxyphenyl)-5-methyl-3-phenyl-1H-pyrazol-1-yl)methyl)cyclohexyl)methoxy)acetic Acid (Compound 7)

[0986] From a mixture of regioisomers, tert-butyl 2-(((1*r*,4*r*)-4-((4-iodo-3-methyl-5-phenyl-1H-pyrazol-1-yl)methyl)cyclohexyl)methoxy)acetate and tert-butyl 2-(((1*r*,4*r*)-4-((4-iodo-5-methyl-3-phenyl-1H-pyrazol-1-yl)methyl)cyclohexyl)methoxy)acetate, and 3-methoxyphenylboronic acid, the title compound was obtained using a similar method to the one described in Example 1.250, Step D. LCMS m/z =449.5 $[\text{M}+\text{H}]^+$; ^1H NMR (400 MHz, DMSO-d_6) δ ppm 0.91 (m, 2H), 1.15 (m, 2H), 1.59 (m, 1H), 1.75 (m, 2H), 1.82 (m, 2H), 1.95 (m, 1H), 2.25 (s, 3H), 2.51 (s, 3H), 3.24 (d, J=6.8 Hz, 2H), 3.75 (s, 2H), 4.01 (d, J=7.4 Hz, 2H), 6.65-6.89 (m, 3H), 7.26-7.49 (m, 6H).

Example 1.251

Preparation of 2-(((1*r*,4*r*)-4-((5-Methyl-3,4-diphenyl-1H-pyrazol-1-yl)methyl)cyclohexyl)methoxy)acetic Acid (Compound 11)

[0987] To a solution of regioisomers, tert-butyl 2-(((1*r*,4*r*)-4-((4-iodo-3-methyl-5-phenyl-1H-pyrazol-1-yl)methyl)cyclohexyl)methoxy)acetate and tert-butyl 2-(((1*r*,4*r*)-4-((4-iodo-5-methyl-3-phenyl-1H-pyrazol-1-yl)methyl)cyclohexyl)methoxy)acetate (200 mg, 0.381 mmol), in dioxane (2 mL), were added phenylboronic acid (0.046 g, 0.381 mmol), $\text{Pd}(\text{PPh}_3)_4$ (0.022 g, 0.019 mmol), and a 2.0 M aqueous solution of K_2CO_3 (0.105 g, 0.763 mmol) at ambient temperature. The reaction was irradiated under microwave for 4 h at 150° C. After cooling to room temperature, the reaction was poured into water, extracted with ethyl acetate, and then dried over MgSO_4 . The extract was concentrated under reduced pressure and the residue was treated with 4.0 M HCl (5 mL). After stirring for 10 h, the reaction was concentrated under reduced pressure and purified by HPLC to give the title compound (0.104 g). LCMS m/z =419.3 $[\text{M}+\text{H}]^+$.

Example 1.252

Preparation of 2-(((1*s*,4*s*)-4-((5-(4-Fluorophenyl)-3-(methylthio)-4-phenyl-1H-pyrazol-1-yl)methyl)cyclohexyl)methoxy)acetic Acid (Compound 12)

[0988] To a solution of 3-(4-fluorophenyl)-5-(methylthio)-4-phenyl-1H-pyrazole (150.0 mg, 0.502 mmol) in DMF (5

mL), was added sodium hydride (12.66 mg, 0.528 mmol) at room temperature. After stirring for 30 min, a solution of tert-butyl 2-(((1*r*,4*r*)-4-(tosyloxymethyl)cyclohexyl)methoxy)acetate (218 mg, 0.528 mmol) in DMF (1 mL) was added into the reaction at room temperature. The reaction was heated at 60° C. overnight. After cooling to room temperature, the reaction was poured into water and extracted with ethyl acetate. The extract was concentrated under reduced pressure and the residue was treated with 4.0 M HCl in dioxane (5 mL). After standing for 10 h, the reaction was concentrated under reduced pressure and purified by HPLC to give the title compound (21.0 mg). LCMS m/z =469.5 [M+H]⁺.

Example 1.253

Preparation of 2-(((1*s*,4*s*)-4-((3-(4-Fluorophenyl)-5-(methylthio)-4-phenyl-1*H*-pyrazol-1-yl)methyl)cyclohexyl)methoxy)acetic Acid (Compound 10)

[0989] From 3-(4-fluorophenyl)-5-(methylthio)-4-phenyl-1*H*-pyrazole and tert-butyl 2-(((1*r*,4*r*)-4-(tosyloxymethyl)cyclohexyl)methoxy), the title compound was obtained using a similar method to the one described in Example 1.252. LCMS m/z =496.4 [M+H]⁺.

Example 1.254

Preparation of 2-(((1*s*,4*s*)-4-((4-(3-Methoxyphenyl)-3-methyl-5-phenyl-1*H*-pyrazol-1-yl)methyl)cyclohexyl)methoxy)acetic Acid (Compound 13)

Step A: Preparation of tert-Butyl 2-0(1*r*,4*s*)-4-((4-Iodo-3-methyl-5-phenyl-1*H*-pyrazol-1-yl)methyl)cyclohexyl)methoxy)acetate and tert-Butyl 2-(((1*r*,4*s*)-4-((4-Iodo-5-methyl-3-phenyl-1*H*-pyrazol-1-yl)methyl)cyclohexyl)methoxy)acetate as a Mixture of Regioisomers

[0990] To a solution of 4-iodo-5-methyl-3-phenyl-1*H*-pyrazole (1.0 g, 3.52 mmol) in DMF (5 mL), was added sodium hydride (0.084 g, 3.52 mmol) at room temperature. After stirring for 30 min, the reaction was treated with tert-butyl 2-(a1*r*,4*r*)-4-(tosyloxymethyl)cyclohexyl)methoxy)acetate (1.32 g, 0.528 mmol) in DMF (5 mL) at ambient temperature. The reaction was stirred at 60° C. for 12 h. The reaction was poured into H₂O and extracted with ethyl acetate. The organic extract was dried over MgSO₄ and concentrated under reduced pressure. The residue was purified by column chromatography to give the titled compounds (1.2 g) as a mixture of regioisomers. LCMS m/z =525.7 [M+H]⁺.

Step B: Preparation of 2-(((1*s*,4*s*)-4-((4-(3-Methoxyphenyl)-3-methyl-5-phenyl-1*H*-pyrazol-1-yl)methyl)cyclohexyl)methoxy)acetic Acid

[0991] To a solution of regioisomers, tert-butyl 2-(((1*r*,4*s*)-4-((4-iodo-3-methyl-5-phenyl-1*H*-pyrazol-1-yl)methyl)cyclohexyl)methoxy)acetate and tert-butyl 2-(((1*r*,4*s*)-4-((4-iodo-5-methyl-3-phenyl-1*H*-pyrazol-1-yl)methyl)cyclohexyl)methoxy)acetate (0.2 g, 0.381 mmol), in dioxane (5 mL), were added 3-methoxyphenylboronic acid (0.058 g, 0.381 mmol), Pd(PPh₃)₄ (0.022 g, 0.019 mmol), and a 2.0 M aqueous solution of K₂CO₃ (0.131 g, 0.952 mmol) at ambient temperature. The reaction was irradiated under microwave for 4 h at 150° C. After cooling to room temperature, the mixture was poured into water and extracted with ethyl

acetate. The extract was concentrated under reduced pressure and the residue was treated with 4.0 M HCl in dioxane (5 mL). After standing for 10 h, the reaction was concentrated under reduced pressure and purified by HPLC to give the title compound (0.032 g). LCMS m/z =449.2 [M+H]⁺.

Example 1.255

Preparation of (((1*s*,4*s*)-4-((5-Methyl-3,4-diphenyl-1*H*-pyrazol-1-yl)methyl)cyclohexyl)methanol

Step A: Preparation of (E)-1-Benzylidene-2-(((1*s*,4*s*)-4-(benzyloxymethyl)cyclohexyl)methyl)hydrazine

[0992] To a solution of tert-butyl 2-(((1*s*,4*s*)-4-(benzyloxymethyl)cyclohexyl)methyl)hydrazinecarboxylate (1.0 g, 2.87 mmol) in dichloromethane (5 mL), was added TFA (5.0 mL) at room temperature. After stirring for 3 h at the same temperature, the mixture was concentrated under reduced pressure. The resulting residue was dissolved in THF (10.0 mL) and benzaldehyde (0.31 g, 2.87 mmol) was added at room temperature. After stirring for 30 min, the reaction was poured into water and extracted with ethyl acetate. The organic layer was washed with sat. NaHCO₃, dried over MgSO₄, and concentrated under reduced pressure to give the titled compound (0.96 g) without further purification. LCMS m/z =337.4 [M+H]⁺; ¹H NMR (400 MHz, DMSO-*d*₆) δ ppm 1.32-1.55 (m, 8H), 1.75-1.85 (m, 2H), 3.11 (m, 2H), 3.31 (d, *J*=2.5 Hz, 2H), 4.45 (s, 2H), 7.21-7.54 (m, 11H).

Step B: Preparation of 1-(((1*s*,4*s*)-4-(Benzyloxymethyl)cyclohexyl)methyl)-5-methyl-3,4-diphenyl-1*H*-pyrazole

[0993] To a solution of (E)-1-benzylidene-2-(((1*s*,4*s*)-4-(benzyloxymethyl)cyclohexyl)methyl)hydrazine (0.77 g, 2.28 mmol) and (E)-(2-nitroprop-1-enyl)benzene (0.37 g, 2.28 mmol) in THF (5 mL) at -78° C., was added potassium butan-1-olate (0.25 g, 2.28 mmol) dropwise. After stirring for 10 min, TFA (0.35 mL, 4.58 mmol) was added at the same temperature and maintained for 2 h. After warmed to room temperature, the reaction was poured into water and extracted with ethyl acetate. The organic layer was dried over MgSO₄, and concentrated under reduced pressure. The residue was purified by silica gel to give the title compound (0.45 g). LCMS m/z =451.3 [M+H]⁺; ¹H NMR (400 MHz, DMSO-*d*₆) δ ppm 1.29-1.52 (m, 8H), 1.75-1.80 (m, 1H), 2.11-2.15 (m, 1H), 2.22 (s, 3H), 3.30 (s, 2H), 3.42 (d, *J*=2.5 Hz, 2H), 4.14 (d, *J*=2.4 Hz, 2H), 7.23-7.42 (m, 15H).

Step C: Preparation of Ols,4*s*)-4-((5-Methyl-3,4-diphenyl-1*H*-pyrazol-1-yl)methyl)cyclohexyl)methanol

[0994] To a solution of 1-(((1*s*,4*s*)-4-(benzyloxymethyl)cyclohexyl)methyl)-5-methyl-3,4-diphenyl-1*H*-pyrazole (100 mg, 0.22 mmol) in MeOH (5 mL), was added ammonium formate (280 mg, 4.44 mmol) followed by 10% Pd/C (5 mg). The reaction was heated to 80° C. for 10 h. The mixture was filtered. The filtrate was concentrated under reduced pressure to give the titled compound (78 mg) as a colorless oil. LCMS m/z =361.2 [M+H]⁺; ¹H NMR (400 MHz, DMSO-

δ) δ ppm 1.34-1.55 (m, 8H), 1.56-1.60 (m, 1H), 2.10-2.15 (m, 1H), 2.21 (s, 3H), 3.31 (d, $J=2.5$ Hz, 2H), 4.20 (d, $J=2.4$ Hz, 2H), 7.31-7.54 (m, 10H).

Example 1.256

Preparation of 2-(((1s,4s)-4-((3-Methyl-4,5-diphenyl-1H-pyrazol-1-yl)methyl)cyclohexyl)methoxy)acetic Acid (Compound 15)

[0995] To a solution of regioisomers, tert-butyl 2-(((1r,4s)-4-((4-iodo-3-methyl-5-phenyl-1H-pyrazol-1-yl)methyl)cyclohexyl)methoxy)acetate and tert-butyl 2-(((1r,4s)-4-((4-iodo-5-methyl-3-phenyl-1H-pyrazol-1-yl)methyl)cyclohexyl)methoxy)acetate (0.2 g, 0.381 mmol), in dioxane (5 mL), were added phenylboronic acid (0.183 g, 1.5 mmol), $\text{Pd}(\text{PPh}_3)_4$ (86.6 mg, 0.0075 mmol) and a 2.0 M aqueous solution of K_2CO_3 (0.513 g, 3.5 mmol) at ambient temperature. The reaction was irradiated under microwave for 1.5 h at 150° C. After cooling to room temperature, the reaction was poured into water and extracted with ethyl acetate. The organic extract was concentrated under reduced pressure and the residue was treated with 4.0 M HCl in dioxane (5 mL). After standing for 10 h, the reaction was concentrated under reduced pressure and purified by HPLC to give the title compound (0.075 g). LCMS $m/z=419.3$ $[\text{M}+\text{H}]^+$.

Example 1.257

Preparation of 2-(((1s,4s)-4-((5-Methyl-3,4-diphenyl-1H-pyrazol-1-yl)methyl)cyclohexyl)methoxy)acetic Acid (Compound 16)

[0996] From a mixture of regioisomers, tert-butyl 2-(((1r,4s)-4-((4-iodo-3-methyl-5-phenyl-1H-pyrazol-1-yl)methyl)cyclohexyl)methoxy)acetate and tert-butyl 2-(((1r,4s)-4-((4-iodo-5-methyl-3-phenyl-1H-pyrazol-1-yl)methyl)cyclohexyl)methoxy)acetate, and phenylboronic acid, the title compound was obtained using a similar method to the one described in Example 1.256. LCMS $m/z=419.4$ $[\text{M}+\text{H}]^+$; ^1H NMR (400 MHz, $\text{DMSO}-d_6$) δ ppm 1.25-1.64 (m, 8H), 1.75 (m, 1H), 2.11 (m, 1H), 2.20 (s, 3H), 3.45 (d, $J=7.1$ Hz, 2H), 4.05 (s, 2H), 4.12 (d, $J=7.3$ Hz, 2H), 7.23-7.46 (m, 10H).

Example 1.258

Preparation of 2-(((1s,4s)-4-((4-(3-Methoxyphenyl)-3-(methylthio)-5-phenyl-1H-pyrazol-1-yl)methyl)cyclohexyl)methoxy)acetic Acid (Compound 30)

Step A: Preparation of 4-(3-Methoxyphenyl)-5-(methylthio)-3-phenyl-1H-pyrazole

[0997] To a solution of 2-(3-methoxyphenyl)-1-phenylethanone (3.0 g, 13.26 mmol) in anhydrous THF (10 mL), was added a solution of 1.0 M KO-t-Bu in THF (13.26 mL, 13.26 mmol). The reaction was stirred for 15 min at room temperature, and carbon disulfide (1.01 g, 13.26 mmol) was added at 0° C. After 15 min, iodomethane (4.12 g, 29.0 mmol) was added dropwise and the reaction was maintained at the same temperature for 4 h. The reaction was poured into water and extracted with ethyl acetate. The organic extract was dried over MgSO_4 and concentrated under reduced pressure. The residue was suspended in ethanol (10 mL) and added hydrazine hydrate (1.99 g, 39.8 mmol) at room temperature. The reaction was refluxed for 4 h. After cooling to room temperature, the reaction was concentrated under reduced pressure and extracted with ethyl acetate. The organic extract was

dried over MgSO_4 and concentrated under reduced pressure to give a semi-solid, which was recrystallized from 10% ethyl acetate in hexane to give the title compound (2.15 g). LCMS $m/z=297.5$ $[\text{M}+\text{H}]^+$.

Step B: Preparation of 2-(((1s,4s)-4-((4-(3-Methoxyphenyl)-3-(methylthio)-5-phenyl-1H-pyrazol-1-yl)methyl)cyclohexyl)methoxy)acetic Acid

[0998] To a solution of 4-(3-methoxyphenyl)-5-(methylthio)-3-phenyl-1H-pyrazole (100 mg, 0.337 mmol) in DMF (2 mL), was added sodium hydride (8.10 mg, 0.337 mmol) at ambient temperature. After stirring for 10 min, a solution of tert-butyl 2-(((1s,4s)-4-(tosyloxymethyl)cyclohexyl)methoxy)acetate (139 mg, 0.337 mmol) in DMF (1 mL) was added at room temperature. The reaction was heated to 45° C. and stirred for 8 h. After cooling to room temperature, the reaction was poured into H_2O and extracted with ethyl acetate, which was dried over MgSO_4 and concentrated under reduced pressure. The resulting residue was treated with 4.0 M HCl in dioxane and stirred for overnight. The reaction was concentrated under reduced pressure and the residue was purified by HPLC to give the title compound (21 mg). LCMS $m/z=481.6$ $[\text{M}_2\text{H}]^+$.

Example 1.259

Preparation of 1-(((1s,4s)-4-(Benzyloxymethyl)cyclohexyl)methyl)-3-(4-fluorophenyl)-5-methyl-4-phenyl-1H-pyrazole

Step A: Preparation of (E)-1-(((1s,4s)-4-(benzyloxymethyl)cyclohexyl)methyl)-2-(4-fluorobenzylidene)hydrazine

[0999] To a solution of tert-butyl 2-(((1s,4s)-4-(benzyloxymethyl)cyclohexyl)methyl)hydrazinecarboxylate (1.0 g, 2.87 mmol) in dichloromethane (5 mL), was added TFA (5.0 mL) at room temperature. After stirring for 3 h at the same temperature, the reaction was concentrated under reduced pressure. The resulting residue was dissolved in THF (10 mL) and 4-fluorobenzaldehyde (0.36 g, 2.87 mmol) was added at room temperature. After stirring for 30 min, the reaction was poured into water and extracted with ethyl acetate. The organic layer was washed with saturated NaHCO_3 , dried over MgSO_4 , and then concentrated under reduced pressure to give the title compound (0.96 g) without further purification. LCMS $m/z=355.3$ $[\text{M}+\text{H}]^+$.

Step B: Preparation of 1-(((1s,4s)-4-(Benzyloxymethyl)cyclohexyl)methyl)-3-(4-fluorophenyl)-5-methyl-4-phenyl-1H-pyrazole

[1000] To a solution of (E)-1-(((1s,4s)-4-(benzyloxymethyl)cyclohexyl)methyl)-2-(4-fluorobenzylidene)hydrazine (0.97 g, 2.73 mmol) and (E)-(2-nitroprop-1-enyl)benzene (0.445 g, 2.73 mmol) in THF (5 mL) at -78° C., was added potassium butan-1-olate (0.31 g, 2.73 mmol) dropwise. After stirring for 10 min, TFA (0.42 mL, 5.45 mmol) was added and the reaction maintained at -78° C. for 2 h. After warmed to room temperature, the reaction was poured into water and extracted with ethyl acetate. The organic layer was dried over MgSO_4 and concentrated under reduced pressure. The result-

ing residue was purified by silica gel column chromatography to give the title compound (0.2 g). LCMS m/z =469.3.

Example 1.260

Preparation of 2-(((1s,4s)-4-((5-(4-Methoxyphenyl)-3-(methylthio)-4-phenyl-1H-pyrazol-1-yl)methyl)cyclohexyl)methoxy)acetic Acid (Compound 36)

Step A: Preparation of 3-(4-Methoxyphenyl)-5-(methylthio)-4-phenyl-1H-pyrazole

[1001] To a solution of 1-(4-methoxyphenyl)-2-phenylethanone (3.7 g, 16.35 mmol) in anhydrous THF (10 mL), was added a solution of 1.0 M KO-t-Bu in THF at ambient temperature. The reaction was stirred for 15 min at room temperature, then CS_2 (1.345 g, 17.66 mmol) was added. After 5 min, iodomethane (5.08 g, 35.8 mmol) was added and the reaction was stirred for 4 h. The reaction was poured into water and extracted with ethyl acetate. The extract was dried over $MgSO_4$ and concentrated under reduced pressure. The residue was dissolved in ethanol (10 mL) and added hydrazine hydrate (2.45 g, 49.1 mmol) at room temperature. The reaction was refluxed for 4 h. After cooling, the reaction was poured into water and extracted with ethyl acetate. The organic layer was dried over $MgSO_4$ and concentrated under reduced pressure. The residue was purified by column chromatography to give the title compound (3.95 g) as a solid. LCMS m/z =297.4 $[M+H]^+$; 1H NMR (400 MHz, $DMSO-d_6$) δ ppm 2.41 (s, 3H), 3.72 (s, 3H), 6.72-6.90 (m, 2H), 7.10-7.43 (m, 7H).

Step B: Preparation of 2-(((1s,4s)-4-((5-(4-Methoxyphenyl)-3-(methylthio)-4-phenyl-1H-pyrazol-1-yl)methyl)cyclohexyl)methoxy)acetic Acid

[1002] To a solution of 3-(4-methoxyphenyl)-5-(methylthio)-4-phenyl-1H-pyrazole (100 mg, 0.337 mmol) in DMF (2 mL), was added sodium hydride (8.10 mg, 0.337 mmol) at ambient temperature. After stirring for 10 min, a solution of tert-butyl 2-(((1s,4s)-4-(tosyloxymethyl)cyclohexyl)methoxy)acetate (139 mg, 0.337 mmol) in DMF (1 mL) was added at room temperature. The reaction was heated to 45° C. and stirred for 8 h. After cooling to room temperature, the reaction was poured into H_2O and extracted with ethyl acetate, which was dried over $MgSO_4$ and concentrated under reduced pressure. The resulting residue was treated with 4.0 M HCl in dioxane and stirred for overnight. The reaction was concentrated under reduced pressure and the residue was purified by HPLC to give the title compound (31 mg). LCMS m/z =481.6 $[M+H]^+$.

Example 1.261

Preparation of 2-(((1s,4s)-4-((3-(4-Methoxyphenyl)-5-(methylthio)-4-phenyl-1H-pyrazol-1-yl)methyl)cyclohexyl)methoxy)acetic Acid (Compound 37)

[1003] From 3-(4-methoxyphenyl)-5-(methylthio)-4-phenyl-1H-pyrazole and tert-butyl 2-(((1s,4s)-4-(tosyloxymethyl)cyclohexyl)methoxy)acetate, the title compound was

obtained using a similar method to the one described in Example 1.260, Step B. LCMS m/z =481.5 $[M+H]^+$.

Example 1.262

Preparation of 2-(((1s,4s)-4-((3-(Methylthio)-4,5-diphenyl-1H-pyrazol-1-yl)methyl)cyclohexyl)methoxy)acetic Acid (Compound 75)

Step A: Preparation of 3,3-Bis(methylthio)-1,2-diphenylprop-2-en-1-one

[1004] To a solution of 1,2-diphenylethanone (5.0 g, 25.5 mmol) in anhydrous THF (50 mL), was added a solution of 1.0 M KO-t-Bu in THF (51.0 mL, 51.0 mmol). The reaction was stirred for 15 min at room temperature, and then K_2CO_3 (2.095 g, 27.5 mmol) was added. After 10 min, iodomethane (7.92 g, 55.8 mmol) was added and the reaction was stirred for 4 h. The reaction was poured into water and extracted with ethyl acetate. The organic layer was dried over $MgSO_4$ and concentrated under reduced pressure to give the title compound (6.9 g). LCMS m/z =301.3 $[M+H]^+$.

Step B: Preparation of 5-(Methylthio)-3,4-diphenyl-1H-pyrazole

[1005] To a suspension of 3,3-bis(methylthio)-1,2-diphenylprop-2-en-1-one (2.5 g, 8.32 mmol) in ethanol (20 mL), was added hydrazine hydrate (1.67 g, 33.3 mmol) at room temperature. The reaction was refluxed for 6 h. After cooling, the reaction was poured into water and extracted with ethyl acetate. The organic extract was dried over $MgSO_4$ and concentrated under reduced pressure. The residue was purified by column chromatography to give the title compound (1.98 g). LCMS m/z =267.0 $[M+H]^+$.

Step C: Preparation of 2-(((1s,4s)-4-((3-(Methylthio)-4,5-diphenyl-1H-pyrazol-1-yl)methyl)cyclohexyl)methoxy)acetic Acid

[1006] To a solution of 5-(methylthio)-3,4-diphenyl-1H-pyrazole (100 mg, 0.375 mmol) in DMF (3 mL), was added sodium hydride (9.01 mg, 0.375 mmol) at ambient temperature. After stirring for 10 min, a solution of tert-butyl 2-(((1s,4s)-4-(tosyloxymethyl)cyclohexyl)methoxy)acetate (155 mg, 0.375 mmol) in DMF (1 mL) was added at room temperature. The reaction was heated to 45° C. and stirred for 8 h. The reaction was poured into H_2O and extracted with ethyl acetate, which was dried over $MgSO_4$ and concentrated under reduced pressure. The resulting residue was treated with 4.0 M HCl in dioxane and stirred overnight. The reaction was concentrated under reduced pressure and purified by HPLC to give the title compound (19 mg). LCMS m/z =451.6 $[M+H]^+$.

Example 1.263

Preparation of 2-(((1s,4s)-4-((3-(2-Methoxyethylthio)-4,5-diphenyl-1H-pyrazol-1-yl)methyl)cyclohexyl)methoxy)acetic Acid (Compound 188)

Step A: Preparation of 5-(2-Methoxyethylthio)-3,4-diphenyl-1H-pyrazole

[1007] To a solution of 3,4-diphenyl-1H-pyrazole-5(4H)-thione (0.5 g, 1.981 mmol) in DMF (5 mL), were added 1-bromo-2-methoxyethane (0.275 g, 1.981 mmol) and K_2CO_3 (0.274 g, 1.981 mmol) at room temperature. After stirring for 4 h, the reaction was poured into water and extracted with ethyl acetate. The organic extract was dried

over MgSO_4 and concentrated under reduced pressure. The resulting residue was purified by column chromatography to give the title compound (0.45 g). LCMS $m/z=311.2$ $[\text{M}+\text{H}]^+$; ^1H NMR (400 MHz, $\text{DMSO}-d_6$) δ ppm 3.23 (s, 3H), 3.12-3.54 (m, 4H), 7.22-7.49 (m, 10H), 13.2 (s, 1H).

Step B: Preparation of 2-(((1s,4s)-4-((3-(2-Methoxyethylthio)-4,5-diphenyl-1H-pyrazol-1-yl)methyl)cyclohexyl)methoxy)acetic Acid

[1008] To a solution of 5-(2-methoxyethylthio)-3,4-diphenyl-1H-pyrazole (180 mg, 0.580 mmol) in DMF (2 mL), was added sodium hydride (13.92 mg, 0.580 mmol) in 0°C . After stirring for 10 min, tert-butyl 2-(((1s,4s)-4-(tosyloxymethyl)cyclohexyl)methoxy)acetate (239 mg, 0.580 mmol) was added and the reaction was warmed to 40°C . After stirring for 12 h, the reaction was poured into water and extracted with ethyl acetate. The organic extract was dried over MgSO_4 and concentrated under reduced pressure. The residue was treated with 4.0 M HCl in dioxane (5 mL) and placed for 8 h. The mixture was concentrated under reduced pressure and purified by HPLC to give the title compound (32 mg). LCMS $m/z=495.7$ $[\text{M}+\text{H}]^+$.

Example 1.264

Preparation of 2-(((1s,4s)-4-((4-(2,5-Difluorophenyl)-3-(methylthio)-5-phenyl-1H-pyrazol-1-yl)methyl)cyclohexyl)methoxy)acetic Acid (Compound 77)

[1009] To a solution of regioisomers, tert-butyl 2-(((1s,4s)-4-((4-iodo-3-methylthio-5-phenyl-1H-pyrazol-1-yl)methyl)cyclohexyl)methoxy)acetate and tert-butyl 2-(((1s,4s)-4-((4-iodo-5-methylthio-3-phenyl-1H-pyrazol-1-yl)methyl)cyclohexyl)methoxy)acetate (110 mg, 0.198 mmol), in dioxane (2 mL), were added 2,5-difluorophenylboronic acid (31.2 mg, 0.198 mmol), $\text{Pd}(\text{PPh}_3)_4$ (11.42 mg, 9.88 μmol), and a 2.0 M aqueous solution of K_2CO_3 (54.6 mg, 0.395 mmol) at ambient temperature. The reaction was irradiated under microwave for 1.5 h at 150°C . The reaction was filtered and concentrated under reduced pressure. The residue was treated with 4.0 M HCl (5 mL). After stirring for 10 h, the reaction was concentrated under reduced pressure and purified by HPLC to give the title compound (19 mg). LCMS $m/z=487.4$ $[\text{M}+\text{H}]^+$.

Example 1.265

Preparation of 2-(((1s,4s)-4-((4-(2,5-Difluorophenyl)-5-(methylthio)-3-phenyl-1H-pyrazol-1-yl)methyl)cyclohexyl)methoxy)acetic Acid (Compound 78)

[1010] From regioisomers, tert-butyl 2-(((1s,4s)-4-((4-iodo-3-methylthio-5-phenyl-1H-pyrazol-1-yl)methyl)cyclohexyl)methoxy)acetate and tert-butyl 2-(((1s,4s)-4-((4-iodo-5-methylthio-3-phenyl-1H-pyrazol-1-yl)methyl)cyclohexyl)methoxy)acetate, and 2,5-difluorophenylboronic acid, the title compound was obtained using a similar method to the one described in Example 1.264. LCMS $m/z=487.8$ $[\text{M}+\text{H}]^+$.

Example 1.266

Preparation of 2-(((1s,4s)-4-((4-(2,3-Difluorophenyl)-3-(methylthio)-5-phenyl-1H-pyrazol-1-yl)methyl)cyclohexyl)methoxy)acetic Acid (Compound 82)

[1011] To a mixture of regioisomers, tert-butyl 2-(((1s,4s)-4-((4-iodo-3-methylthio-5-phenyl-1H-pyrazol-1-yl)methyl)

cyclohexyl)methoxy)acetate and tert-butyl 2-(((1s,4s)-4-((4-iodo-5-methylthio-3-phenyl-1H-pyrazol-1-yl)methyl)cyclohexyl)methoxy)acetate (110 mg, 0.198 mmol), in dioxane (2 mL), were added 2,3-difluorophenylboronic acid (31.2 mg, 0.198 mmol), $\text{Pd}(\text{PPh}_3)_4$ (11.42 mg, 9.88 μmol), and a 2.0 M aqueous solution of K_2CO_3 (54.6 mg, 0.395 mmol) at ambient temperature. The reaction was irradiated under microwave for 1.5 h at 150°C . After cooling to room temperature, the reaction was poured into water and extracted with ethyl acetate. The organic extract was concentrated under reduced pressure and the resulting residue was treated with 4.0 M HCl in dioxane (5 mL). After standing for 10 h, the reaction was concentrated under reduced pressure and purified by HPLC to give the title compound (13 mg). LCMS $m/z=487.4$ $[\text{M}+\text{H}]^+$.

Example 1.267

Preparation of 2-(((1s,4s)-4-((4-(2,3-Difluorophenyl)-5-(methylthio)-3-phenyl-1H-pyrazol-1-yl)methyl)cyclohexyl)methoxy)acetic Acid (Compound 83)

[1012] From a mixture of regioisomers, tert-butyl 2-(((1s,4s)-4-((4-iodo-3-methylthio-5-phenyl-1H-pyrazol-1-yl)methyl)cyclohexyl)methoxy)acetate and tert-butyl 2-(((1r,4r)-4-((4-iodo-5-methylthio-3-phenyl-1H-pyrazol-1-yl)methyl)cyclohexyl)methoxy)acetate, and 2,3-difluorophenylboronic acid, the title compound was obtained using a similar method to the one described in Example 1.266. LCMS $m/z=487.4$ $[\text{M}+\text{H}]^+$.

Example 1.268

Preparation of 2-(((1s,4s)-4-((4-(3-Isopropoxyphenyl)-3-(methylthio)-5-phenyl-1H-pyrazol-1-yl)methyl)cyclohexyl)methoxy)acetic Acid (Compound 84)

[1013] To a mixture of regioisomers, tert-butyl 2-(((1s,4s)-4-((4-iodo-3-methylthio-5-phenyl-1H-pyrazol-1-yl)methyl)cyclohexyl)methoxy)acetate and tert-butyl 2-(((1s,4s)-4-((4-iodo-5-methylthio-3-phenyl-1H-pyrazol-1-yl)methyl)cyclohexyl)methoxy)acetate (110 mg, 0.198 mmol, 1:3 mixture), in dioxane (2 mL), were added 3-isopropoxyphenylboronic acid (35.6 mg, 0.198 mmol), $\text{Ph}(\text{PPh}_3)_4$ (11.42 mg, 9.88 μmol), and a 2.0 M aqueous solution of K_2CO_3 (54.6 mg, 0.395 mmol) at ambient temperature. The reaction was irradiated under microwave for 1.5 h at 150°C . After cooling to room temperature, the reaction was poured into water and extracted with ethyl acetate. The extract was concentrated under reduced pressure and the resulting residue was treated with 4.0 M HCl in dioxane (5 mL). After standing for 10 h, the reaction was concentrated under reduced pressure and purified by HPLC to give the title compound (21 mg). LCMS $m/z=509.5$ $[\text{M}+\text{H}]^+$.

Example 1.269

Preparation of 2-(((1s,4s)-4-((4-(3-Isopropoxyphenyl)-5-(methylthio)-3-phenyl-1H-pyrazol-1-yl)methyl)cyclohexyl)methoxy)acetic Acid (Compound 85)

[1014] From a mixture of regioisomers, tert-butyl 2-(((1s,4s)-4-((4-iodo-3-methylthio-5-phenyl-1H-pyrazol-1-yl)methyl)cyclohexyl)methoxy)acetate and tert-butyl 2-(((1r,4r)-4-

((4-iodo-5-methylthio-3-phenyl-1H-pyrazol-1-yl)methyl)cyclohexyl)methoxy)acetate, and 3-isopropoxyphenylboronic acid, the title compound was obtained using a similar method to the one described in Example 1.268. LCMS m/z =509.8 $[M+H]^+$.

Example 1.270

Preparation of 2-(((1s,4s)-4-((4-(2,3-Difluorophenyl)-5-(methylsulfonyl)-3-phenyl-1H-pyrazol-1-yl)methyl)cyclohexyl)methoxy)acetic Acid (Compound 86)

[1015] To a solution of 2-(((1s,4s)-4-((4-(2,3-difluorophenyl)-5-(methylthio)-3-phenyl-1H-pyrazol-1-yl)methyl)cyclohexyl)methoxy)acetic acid (10 mg, 0.021 mmol) in CH_2Cl_2 (2 mL), was added mCPBA (3.55 mg, 0.021 mmol) at room temperature. The reaction was stirred for 3 h at room temperature. The reaction was poured into water and extracted with ethyl acetate. The extract was dried over $MgSO_4$ and concentrated under reduced pressure. The resulting residue was purified by HPLC to give the title compound (9 mg). LCMS m/z =519.7 $[M+H]^+$.

Example 1.271

Preparation of 2-(((1s,4s)-4-((4-(2,5-Difluorophenyl)-5-(methylsulfonyl)-3-phenyl-1H-pyrazol-1-yl)methyl)cyclohexyl)methoxy)acetic Acid (Compound 87)

[1016] To a solution of 2-(((1s,4s)-4-((4-(2,5-difluorophenyl)-5-(methylthio)-3-phenyl-1H-pyrazol-1-yl)methyl)cyclohexyl)methoxy)acetic acid (10 mg, 0.021 mmol) in CH_2Cl_2 (2 mL), was added mCPBA (7.09 mg, 0.041 mmol) at room temperature. The reaction was stirred for 3 h at room temperature. The reaction was poured into water and extracted with ethyl acetate. The extract was dried over $MgSO_4$ and concentrated under reduced pressure. The resulting residue was purified by HPLC to give the title compound (8 mg). LCMS m/z =519.7 $[M+H]^+$.

Example 1.272

Preparation of 2-(((1s,4s)-4-((4-(3-Fluorophenyl)-5-(methylthio)-3-phenyl-1H-pyrazol-1-yl)methyl)cyclohexyl)methoxy)acetic Acid (Compound 91)

[1017] To a mixture of regioisomers, tert-butyl 2-(((1s,4s)-4-(4-iodo-3-methylthio-5-phenyl-1H-pyrazol-1-yl)methyl)cyclohexyl)methoxy)acetate and tert-butyl 2-(((1s,4s)-4-(4-iodo-5-methylthio-3-phenyl-1H-pyrazol-1-yl)methyl)cyclohexyl)methoxy)acetate (150 mg, 0.270 mmol), in dioxane (1 mL), were added 3-fluorophenylboronic acid (37.7 mg, 0.270 mmol), $Pd(PPh_3)_4$ (1.56 mg, 1.348 μ mol) and a 2.0 M aqueous solution of K_2CO_3 (0.270 mL, 0.539 mmol) at ambient temperature. The reaction was heated under microwave at 120° C. for 1.5 h. The reaction was poured into water and extracted with ethyl acetate. The organic extract was dried over $MgSO_4$ and concentrated under reduced pressure. The resulting residue was treated with hydrogen chloride (3.37 mL, 13.48 mmol) and stirred for 5 h. The mixture

was concentrated under reduced pressure and purified by HPLC to give the title compound (93 mg). LCMS m/z =469.3 $[M+H]^+$.

Example 1.273

Preparation of 2-(((1s,4s)-4-((4-(2-Fluoro-3-methoxyphenyl)-5-(methylthio)-3-phenyl-1H-pyrazol-1-yl)methyl)cyclohexyl)methoxy)acetic Acid (Compound 92)

[1018] To a mixture of regioisomers, tert-butyl 2-(((1s,4s)-4-(4-iodo-3-methylthio-5-phenyl-1H-pyrazol-1-yl)methyl)cyclohexyl)methoxy)acetate and tert-butyl 2-(((1s,4s)-4-(4-iodo-5-methylthio-3-phenyl-1H-pyrazol-1-yl)methyl)cyclohexyl)methoxy)acetate (150 mg, 0.270 mmol), in dioxane (1 mL), were added 2-fluoro-3-methoxyphenylboronic acid (45.8 mg, 0.270 mmol), $Pd(PPh_3)_4$ (1.557 mg, 1.348 μ mol) and a 2.0 M aqueous solution of K_2CO_3 (0.270 mL, 0.539 mmol) at ambient temperature. The reaction was heated under microwave at 120° C. for 1.5 h. The reaction was poured into water and extracted with ethyl acetate. The organic extract was dried over $MgSO_4$ and concentrated under reduced pressure. The resulting residue was treated with hydrogen chloride (3.37 mL, 13.48 mmol) and stirred for 5 h. The reaction was concentrated under reduced pressure and purified by HPLC to give the title compound (102 mg). LCMS m/z =499.1 $[M+H]^+$; 1H NMR (400 MHz, $DMSO-d_6$) δ ppm 1.34-1.61 (m, 8H), 1.85 (m, 1H), 2.11 (s, 3H), 2.21 (m, 1H), 3.52 (d, J =7.1 Hz, 2H), 3.83 (s, 3H), 3.92 (s, 2H), 4.28 (d, J =7.4 Hz, 2H), 6.80-6.91 (m, 2H), 7.23-7.42 (m, 6H).

Example 1.274

Preparation of 2-(((1s,4s)-4-((4-(4-Fluorophenyl)-5-(methylthio)-3-phenyl-1H-pyrazol-1-yl)methyl)cyclohexyl)methoxy)acetic Acid (Compound 94)

[1019] To a mixture of regioisomers, tert-butyl 2-(((1s,4s)-4-(4-iodo-3-methylthio-5-phenyl-1H-pyrazol-1-yl)methyl)cyclohexyl)methoxy)acetate and tert-butyl 2-(((1s,4s)-4-(4-iodo-5-methylthio-3-phenyl-1H-pyrazol-1-yl)methyl)cyclohexyl)methoxy)acetate (150 mg, 0.270 mmol), in dioxane (1 mL), was added 4-fluorophenylboronic acid (37.7 mg, 0.270 mmol), $Pd(PPh_3)_4$ (15.57 mg, 0.013 mmol) and a 2.0 M aqueous solution of K_2CO_3 (74.5 mg, 0.539 mmol) at ambient temperature. The reaction was heated under microwave at 120° C. for 1.5 h. The reaction was poured into water and extracted with ethyl acetate. The extract was dried over $MgSO_4$ and concentrated under reduced pressure. The resulting residue was treated with hydrogen chloride (3.37 mL, 13.48 mmol) and stirred for 5 h. The reaction was concentrated under reduced pressure and purified by HPLC to give the title compound (96 mg). LCMS m/z =469.3 $[M+H]^+$; 1H NMR (400 MHz, $DMSO-d_6$) δ ppm 1.20-1.35 (m, 8H), 1.63 (m, 1H), 1.95 (s, 3H), 2.09 (m, 1H), 3.48 (d, J =7.0 Hz, 2H), 3.79 (s, 2H), 4.10 (d, J =7.2 Hz, 2H), 6.94-7.09 (m, 9H).

Example 1.275

Preparation of 2-(((1s,4s)-4-((5-(Methylthio)-3-phenyl-4-(3-(trifluoromethyl)phenyl)-1H-pyrazol-1-yl)methyl)cyclohexyl)methoxy)acetic Acid (Compound 96)

[1020] To a mixture of regioisomers, tert-butyl 2-((1s,4s)-4-(4-iodo-3-methylthio-5-phenyl-1H-pyrazol-1-yl)methyl)

cyclohexyl)methoxy)acetate and tert-butyl 2-(((1s,4s)-4-((4-iodo-5-methylthio-3-phenyl-1H-pyrazol-1-yl)methyl)cyclohexyl)methoxy)acetate (150 mg, 0.270 mmol), in dioxane (1 mL), was added 3-(trifluoromethyl)phenylboronic acid (51.2 mg, 0.270 mmol), Pd(PPh₃)₄ (15.57 mg, 0.013 mmol) and a 2.0 M aqueous solution of K₂CO₃ (74.5 mg, 0.539 mmol) at ambient temperature. The reaction was heated under microwave at 120° C. for 1.5 h. The reaction was poured into water and extracted with ethyl acetate. The extract was dried over MgSO₄ and concentrated under reduced pressure. The resulting residue was treated with hydrogen chloride (3.37 mL, 13.48 mmol) and stirred for 5 h. The reaction was concentrated under reduced pressure and purified by HPLC to give the title compound (85 mg). LCMS m/z=519.7 [M+H]⁺; ¹H NMR (400 MHz, DMSO-d₆) δ ppm 1.38-1.59 (m, 8H), 1.85 (m, 1H), 2.10 (s, 3H), 2.25 (m, 1H), 3.52 (d, J=7.0 Hz, 2H), 4.01 (s, 2H), 4.31 (d, J=7.2 Hz, 2H), 7.29-7.65 (m, 9H).

Example 1.276

Preparation of 2-(((1s,4s)-4-((4-(4-Chlorophenyl)-5-(methylthio)-3-phenyl-1H-pyrazol-1-yl)methyl)cyclohexyl)methoxy)acetic Acid (Compound 97)

[1021] To a mixture of regioisomers, tert-butyl 2-(((1s,4s)-4-((4-iodo-3-methylthio-5-phenyl-1H-pyrazol-1-yl)methyl)cyclohexyl)methoxy)acetate and tert-butyl 2-(((1s,4s)-4-((4-iodo-5-methylthio-3-phenyl-1H-pyrazol-1-yl)methyl)cyclohexyl)methoxy)acetate (150 mg, 0.270 mmol), in dioxane (1 mL), was added 4-chlorophenylboronic acid (42.1 mg, 0.270 mmol), Pd(PPh₃)₄ (15.57 mg, 0.013 mmol) and a 2.0 M aqueous solution of K₂CO₃ (74.5 mg, 0.539 mmol) at ambient temperature. The reaction was heated under microwave at 120° C. for 1.5 h. The reaction was poured into water and extracted with ethyl acetate. The extract was dried over MgSO₄ and concentrated under reduced pressure. The resulting residue was treated with hydrogen chloride (3.37 mL, 13.48 mmol) and was stirred for 5 h. The reaction was concentrated under reduced pressure and purified by HPLC to give the title compound (98 mg). LCMS m/z=485.1 [M+H]⁺; ¹H NMR (400 MHz, DMSO-d₆) δ ppm 1.21-1.45 (m, 8H), 1.68 (m, 1H), 1.99 (s, 3H), 2.10 (m, 1H), 3.35 (d, J=7.1 Hz, 2H), 3.87 (s, 2H), 4.15 (d, J=7.2 Hz, 2H), 7.12-7.38 (m, 9H).

Example 1.277

Preparation of 2-(((1s,4s)-4-((5-(Methylthio)-3-phenyl-4-(thiophen-2-yl)-1H-pyrazol-1-yl)methyl)cyclohexyl)methoxy)acetic Acid (Compound 108)

[1022] To a mixture of regioisomers, tert-butyl 2-(((1s,4s)-4-((4-iodo-3-methylthio-5-phenyl-1H-pyrazol-1-yl)methyl)cyclohexyl)methoxy)acetate and tert-butyl 2-(((1s,4s)-4-((4-iodo-5-methylthio-3-phenyl-1H-pyrazol-1-yl)methyl)cyclohexyl)methoxy)acetate (150 mg, 0.270 mmol), in dioxane (1 mL), was added thiophen-2-ylboronic acid (34.5 mg, 0.270 mmol), Pd(PPh₃)₄ (15.57 mg, 0.013 mmol) and a 2.0 M aqueous solution of K₂CO₃ (74.5 mg, 0.539 mmol) at ambient temperature. The reaction was heated under microwave at 120° C. for 1.5 h. The reaction was poured into water and extracted with ethyl acetate. The extract was dried over MgSO₄ and concentrated under reduced pressure. The resulting residue was treated with hydrogen chloride (3.37 mL, 13.48 mmol) and was stirred for 5 h. The reaction was con-

centrated under reduced pressure and purified by HPLC to give the title compound (89 mg). LCMS m/z=457.1 [M+H]⁺.

Example 1.278

Preparation of 2-(((1s,4s)-4-((5-(Methylthio)-3-phenyl-4-(thiophen-3-yl)-1H-pyrazol-1-yl)methyl)cyclohexyl)methoxy)acetic Acid (Compound 110)

[1023] To a mixture of regioisomers, tert-butyl 2-(((1s,4s)-4-((4-iodo-3-methylthio-5-phenyl-1H-pyrazol-1-yl)methyl)cyclohexyl)methoxy)acetate and tert-butyl 2-(((1s,4s)-4-((4-iodo-5-methylthio-3-phenyl-1H-pyrazol-1-yl)methyl)cyclohexyl)methoxy)acetate (150 mg, 0.270 mmol), in dioxane (1 mL), was added thiophen-3-ylboronic acid (34.5 mg, 0.270 mmol), Pd(PPh₃)₄ (15.57 mg, 0.013 mmol) and a 2.0 M aqueous solution of K₂CO₃ (74.5 mg, 0.539 mmol) at ambient temperature. The reaction was heated under microwave at 120° C. for 1.5 h. The reaction was poured into water and extracted with ethyl acetate. The organic extract was dried over MgSO₄ and concentrated under reduced pressure. The resulting residue was treated with hydrogen chloride (3.37 mL, 13.48 mmol) and stirred for 5 h. The mixture was concentrated under reduced pressure and purified by HPLC to give the title compound (106 mg). LCMS m/z=457.2 [M+H]⁺; ¹H NMR (400 MHz, DMSO-d₆) δ ppm 1.34-1.61 (m, 8H), 1.86 (m, 1H), 1.99 (m, 1H), 2.22 (s, 3H), 3.61 (d, J=7.1 Hz, 2H), 3.99 (s, 2H), 4.24 (d, J=7.4 Hz, 2H), 7.01-7.69 (m, 8H).

Example 1.279

Preparation of 2-(((1s,4s)-4-((4-(3-Methoxyphenyl)-5-(methylsulfinyl)-3-phenyl-1H-pyrazol-1-yl)methyl)cyclohexyl)methoxy)acetic Acid (Compound 114)

[1024] To a solution of 2-(((1s,4s)-4-((4-(3-methoxyphenyl)-5-(methylthio)-3-phenyl-1H-pyrazol-1-yl)methyl)cyclohexyl)methoxy)acetic acid (52 mg, 0.108 mmol) in DCM (1 mL), was added mCPBA (18.67 mg, 0.108 mmol) portionwise at room temperature. After stirring for 30 min, the reaction was poured into water and extracted with ethyl acetate. The extract was dried over MgSO₄ and concentrated under reduced pressure. The resulting residue was purified by HPLC to provide the title compound (40 mg). LCMS m/z=497.2 [M+H]⁺.

Example 1.280

Preparation of 2-(((1s,4s)-4-((4-(3-Fluoro-5-methylphenyl)-5-(methylthio)-3-phenyl-1H-pyrazol-1-yl)methyl)cyclohexyl)methoxy)acetic Acid (Compound 134)

[1025] To a mixture of regioisomers, tert-butyl 2-(((1s,4s)-4-((4-iodo-3-methylthio-5-phenyl-1H-pyrazol-1-yl)methyl)cyclohexyl)methoxy)acetate and tert-butyl 2-(((1s,4s)-4-((4-iodo-5-methylthio-3-phenyl-1H-pyrazol-1-yl)methyl)cyclohexyl)methoxy)acetate (500 mg, 0.898 mmol), in dioxane (5 mL), was added 3-fluoro-5-methylphenylboronic acid (138 mg, 0.898 mmol), Pd(PPh₃)₄ (51.9 mg, 0.045 mmol) and a 2.0 M aqueous solution of K₂CO₃ (248 mg, 1.797 mmol) at ambient temperature. The reaction was heated under Microwave at 120° C. for 1.5 h. The reaction was poured into water and extracted with ethyl acetate. The extract was dried over MgSO₄ and concentrated under

reduced pressure. The resulting residue was treated with 4.0 M hydrogen chloride (11.23 mL, 44.9 mmol) in dioxane and stirred for 5 h. The reaction was concentrated under reduced pressure and purified by HPLC. The lyophilized solid was dissolved in acetonitrile (1 mL) and H₂O (2 mL) and added NaOH (14.6 mg, 0.367 mmol) in H₂O (1 mL). The mixture was dried under reduced pressure to give the title compound (185 mg). LCMS *m/z*=483.4 [M+H]⁺; ¹H NMR (400 MHz, DMSO-*d*₆) δ ppm 1.30-1.65 (m, 8H), 1.76 (m, 1H), 2.18 (s, 3H), 2.21 (m, 1H), 2.35 (s, 3H), 3.45 (d, *J*=7.2 Hz, 2H), 3.98 (s, 2H), 4.28 (d, *J*=7.4 Hz, 2H), 6.85-7.08 (m, 3H), 7.21-7.35 (m, 5H).

Example 1.281

Preparation of 2-(((1*r*,4*s*)-4-(3*S*)-3,4-Dihydroxybutyl)-4,5-diphenyl-1*H*-pyrazol-1-yl)methyl)cyclohexyl)methoxy)acetic Acid (Compound 156)

Step A: Preparation of (R)-4-(3-phenyl-1*H*-pyrazol-5-yl)butane-1,2-diol

[1026] To a solution of 5-(but-3-enyl)-3-phenyl-1*H*-pyrazole (3.0 g, 15.13 mmol) in iso-propanol (20 mL) and H₂O (20 mL), was added AD-mix-α (20.0 g) at room temperature. The reaction was stirred for 48 h at room temperature. The reaction was poured into saturated Na₂SO₃ (20 mL) and extracted with ethyl acetate. The extract was dried over MgSO₄ and concentrated under reduced pressure to give the title compound (2.45 g) as an oil, which was used without further purification. LCMS *m/z*=232.9 [M+H]⁺.

Step B: Preparation of (R)-5-(2-(2,2-dimethyl-1,3-dioxolan-4-yl)ethyl)-3-phenyl-1*H*-pyrazole

[1027] To a solution of (R)-4-(3-phenyl-1*H*-pyrazol-5-yl)butane-1,2-diol (2.5 g, 10.76 mmol) in acetone (50 mL), were added 2,2-dimethoxypropane (11.21 g, 108 mmol) and PTSA (0.185 g, 1.076 mmol) at room temperature. After stirring for 3 h, the reaction was concentrated under reduced pressure. The resulting residue was poured into water and extracted with ethyl acetate. The extract was dried over MgSO₄ and concentrated under reduced pressure to give the title compound without further purification. LCMS *m/z*=273.4 [M+H]⁺.

Step C: Preparation of (R)-4-bromo-5-(2-(2,2-dimethyl-1,3-dioxolan-4-yl)ethyl)-3-phenyl-1*H*-pyrazole

[1028] To a solution of (R)-5-(2-(2,2-dimethyl-1,3-dioxolan-4-yl)ethyl)-3-phenyl-1*H*-pyrazole (2.3 g, 8.45 mmol) and MP-carbonate (26 g, 84.5 mmol) in CH₂Cl₂ (100 mL), was added bromine (1.350 g, 8.45 mmol) dropwise at 0° C. After stirring for 1 h, MP-carbonate was filtered off and washed with CH₂Cl₂. The combined organic layer was poured into water, extracted with CH₂Cl₂, dried over MgSO₄, and then concentrated under reduced pressure. The resulting residue was purified by column chromatography to give the title compound (2.81 g) as an oil. LCMS *m/z*=351.2 [M+H]⁺.

Step D: Preparation of tert-Butyl 2-(((1*s*,4*s*)-4-(4-Bromo-5-(2*R*)-2,2-dimethyl-1,3-dioxolan-4-yl)ethyl)-3-phenyl-1*H*-pyrazol-1-yl)methyl)cyclohexyl)methoxy)acetate and tert-Butyl 2-(((1*s*,4*s*)-4-(4-Bromo-3-(2-((*R*)-2,2-dimethyl-1,3-dioxolan-4-yl)ethyl)-5-phenyl-1*H*-pyrazol-1-yl)methyl)cyclohexyl)methoxy)acetate as a Mixture of Regioisomers.

[1029] To a solution of (R)-4-bromo-5-(2-(2,2-dimethyl-1,3-dioxolan-4-yl)ethyl)-3-phenyl-1*H*-pyrazole (1.23 g, 3.50

mmol) in DMF (10 mL), was sodium hydride (0.084 g, 3.50 mmol) added at ambient temperature. After stirring for 30 min, (R)-tert-butyl 2-(((4-(4-bromo-3-(2-(2,2-dimethyl-1,3-dioxolan-4-yl)ethyl)-5-phenyl-1*H*-pyrazol-1-yl)methyl)cyclohexyl)methoxy)acetate (1.45 g, 3.50 mmol) was added and the reaction was heated to 45° C. After stirring for 12 h, the reaction was poured into H₂O and extracted with ethyl acetate, which was dried over MgSO₄ and concentrated under reduced pressure. The resulting residue was purified by column chromatography to give the title compounds (1.82 g, 1:3 ratio) as a mixture of regioisomers. LCMS *m/z*=591.7 [M+H]⁺.

Step E: Preparation of 2-(((1*r*,4*s*)-4-((3-((*S*)-3,4-dihydroxybutyl)-4,5-diphenyl-1*H*-pyrazol-1-yl)methyl)cyclohexyl)methoxy)acetic Acid

[1030] To a solution of regioisomers, tert-butyl 2-(((1*r*,4*s*)-4-((4-bromo-3-(2-((*S*)-2,2-dimethyl-1,3-dioxolan-4-yl)ethyl)-5-phenyl-1*H*-pyrazol-1-yl)methyl)cyclohexyl)methoxy)acetate and tert-butyl 2-(((1*r*,4*s*)-4-((4-bromo-5-(2-((*S*)-2,2-dimethyl-1,3-dioxolan-4-yl)ethyl)-3-phenyl-1*H*-pyrazol-1-yl)methyl)cyclohexyl)methoxy)acetate (150 mg, 0.254 mmol), in dioxane (1 mL), were added phenylboronic acid (30.9 mg, 0.254 mmol), Pd(PPh₃)₄ (14.65 mg, 0.013 mmol) and a 2.0 M aqueous solution of K₂CO₃ (70.1 mg, 0.507 mmol) at ambient temperature. The reaction was heated under microwave at 120° C. for 1.5 h. After cooling to room temperature, the reaction was poured into water and extracted with ethyl acetate. The organic extract was dried over MgSO₄ and concentrated under reduced pressure. The residue was treated with 4.0 M HCl in dioxane (5 mL). After standing for 10 h, the reaction was concentrated under reduced pressure and purified by HPLC to give the title compound (12 mg). LCMS *m/z*=493.5 [M+H]⁺.

Example 1.282

Preparation of 2-(((1*r*,4*s*)-4-((5-((*S*)-3,4-Dihydroxybutyl)-3,4-diphenyl-1*H*-pyrazol-1-yl)methyl)cyclohexyl)methoxy)acetic Acid (Compound 157)

[1031] From a mixture of regioisomers, tert-butyl 2-(((1*r*,4*s*)-4-((4-bromo-3-(2-((*S*)-2,2-dimethyl-1,3-dioxolan-4-yl)ethyl)-5-phenyl-1*H*-pyrazol-1-yl)methyl)cyclohexyl)methoxy)acetate and tert-butyl 2-(((1*r*,4*s*)-4-((4-bromo-5-(2-((*S*)-2,2-dimethyl-1,3-dioxolan-4-yl)ethyl)-3-phenyl-1*H*-pyrazol-1-yl)methyl)cyclohexyl)methoxy)acetate, and phenylboronic acid, the title compound was obtained by using a similar method to the one described in Example 1.281. LCMS *m/z*=493.7 [M+H]⁺; ¹H NMR (400 MHz, DMSO-*d*₆) δ ppm 1.30-1.78 (m, 10H), 1.86 (m, 1H), 2.10 (s, 1H), 2.63 (m, 1H), 2.71 (m, 1H), 3.10 (m, 2H), 3.12-3.22 (m, 1H), 3.35 (d, *J*=7.2 Hz, 2H), 3.95 (s, 2H), 4.02 (d, *J*=7.3 Hz, 2H), 7.02-7.35 (m, 10H).

Example 1.283

Preparation of 2-(((1*r*,4*s*)-4-((5-((*S*)-3,4-Dihydroxybutyl)-4-(3-fluorophenyl)-3-phenyl-1*H*-pyrazol-1-yl)methyl)cyclohexyl)methoxy)acetic Acid (Compound 158)

[1032] To a solution of regioisomers, tert-butyl 2-(((1*r*,4*s*)-4-((4-bromo-3-(2-((*S*)-2,2-dimethyl-1,3-dioxolan-4-yl)ethyl)-5-phenyl-1*H*-pyrazol-1-yl)methyl)cyclohexyl)methoxy)acetate and tert-butyl 2-(((1*r*,4*s*)-4-((4-bromo-5-(2-((*S*)-

2,2-dimethyl-1,3-dioxolan-4-yl)ethyl)-3-phenyl-1H-pyrazol-1-yl)methyl)cyclohexyl)methoxy)acetate (150 mg, 0.254 mmol), in dioxane (1 mL), were added 3-fluorophenylboronic acid (35.5 mg, 0.254 mmol), Pd(PPh₃)₄ (14.65 mg, 0.013 mmol) and a 2.0 M aqueous solution of K₂CO₃ (70.1 mg, 0.507 mmol) at ambient temperature. The reaction was heated under microwave at 120° C. for 1.5 h. The reaction was poured into water and extracted with ethyl acetate. The extract was dried over MgSO₄ and concentrated under reduced pressure. The residue was treated with 4.0 M HCl in dioxane. After stirring for 5 h, the reaction was concentrated under reduced pressure and purified by HPLC to give the title compound (45 mg). LCMS *m/z*=511.5 [M+H]⁺; ¹H NMR (400 MHz, DMSO-d₆) δ ppm 1.10-1.77 (m, 10H), 1.78 (m, 1H), 1.98 (m, 1H), 2.72 (m, 1H), 2.80 (m, 1H), 3.20-3.40 (m, 3H), 3.38 (d, J=7.2 Hz, 2H), 3.97 (s, 2H), 3.99 (d, J=7.3 Hz, 2H), 7.15-7.38 (m, 9H).

Example 1.284

Preparation of 2-(((1*r*,4*s*)-4-((4-(3,4-Difluorophenyl)-3-((*S*)-3,4-dihydroxybutyl)-5-phenyl-1H-pyrazol-1-yl)methyl)cyclohexyl)methoxy)acetic Acid (Compound 159)

[1033] To a solution of regioisomers, tert-butyl 2-(((1*r*,4*s*)-4-((4-bromo-3-(2-((*S*)-2,2-dimethyl-1,3-dioxolan-4-yl)ethyl)-5-phenyl-1H-pyrazol-1-yl)methyl)cyclohexyl)methoxy)acetate and tert-butyl 2-(((1*r*,4*s*)-4-((4-bromo-5-(2-((*S*)-2,2-dimethyl-1,3-dioxolan-4-yl)ethyl)-3-phenyl-1H-pyrazol-1-yl)methyl)cyclohexyl)methoxy)acetate (150 mg, 0.254 mmol), in dioxane (1 mL), were added 3,4-difluorophenylboronic acid (40.0 mg, 0.254 mmol), Pd(PPh₃)₄ (14.65 mg, 0.013 mmol) and a 2.0 M aqueous solution of K₂CO₃ (70.1 mg, 0.507 mmol) at ambient temperature. The reaction was heated under microwave at 120° C. for 1.5 h. After cooling to room temperature, the reaction was poured into water and extracted with ethyl acetate. The extract was concentrated under reduced pressure and the resulting residue was treated with 4.0 M HCl in dioxane (5 mL). After standing for 10 h, the reaction was concentrated under reduced pressure and purified by HPLC to give the title compound (12 mg). LCMS *m/z*=529.7 [M+H]⁺.

Example 1.285

Preparation of 2-(((1*r*,4*s*)-4-((4-(3,4-Difluorophenyl)-5-((*S*)-3,4-dihydroxybutyl)-3-phenyl-1H-pyrazol-1-yl)methyl)cyclohexyl)methoxy)acetic Acid (Compound 160)

[1034] From regioisomers, tert-butyl 2-(((1*r*,4*s*)-4-((4-bromo-3-(2-((*S*)-2,2-dimethyl-1,3-dioxolan-4-yl)ethyl)-5-phenyl-1H-pyrazol-1-yl)methyl)cyclohexyl)methoxy)acetate and tert-butyl 2-(((1*r*,4*s*)-4-((4-bromo-5-(2-((*S*)-2,2-dimethyl-1,3-dioxolan-4-yl)ethyl)-3-phenyl-1H-pyrazol-1-yl)methyl)cyclohexyl)methoxy)acetate, and 3,4-difluorophenylboronic acid, the title compound was obtained by using similar method to the one described in Example 1.284. LCMS *m/z*=529.5 [M+H]⁺; ¹H NMR (400 MHz, DMSO-d₆) δ ppm 1.10-1.77 (m, 10H), 1.75 (m, 1H), 2.10 (m, 1H), 2.70 (m, 1H), 2.75 (m, 1H), 3.15 (m, 1H), 3.21 (m, 1H),

3.32 (m, 1H), 3.35 (d, J=7.2 Hz, 2H), 3.97 (s, 2H), 3.98 (d, J=7.2 Hz, 2H), 6.95 (m, 1H), 7.14-7.41 (m, 7H).

Example 1.286

Preparation of 2-(((1*r*,4*s*)-4-((4-(3-Chlorophenyl)-5-((*S*)-3,4-dihydroxybutyl)-3-phenyl-1H-pyrazol-1-yl)methyl)cyclohexyl)methoxy)acetic Acid (Compound 162)

[1035] To a solution of regioisomers, tert-butyl 2-(((1*r*,4*s*)-4-((4-bromo-3-(2-((*S*)-2,2-dimethyl-1,3-dioxolan-4-yl)ethyl)-5-phenyl-1H-pyrazol-1-yl)methyl)cyclohexyl)methoxy)acetate and tert-butyl 2-(((1*r*,4*s*)-4-((4-bromo-5-(2-((*S*)-2,2-dimethyl-1,3-dioxolan-4-yl)ethyl)-3-phenyl-1H-pyrazol-1-yl)methyl)cyclohexyl)methoxy)acetate (150 mg, 0.254 mmol), in dioxane (1 mL), were added 3-chlorophenylboronic acid (39.7 mg, 0.254 mmol), Pd(PPh₃)₄ (14.65 mg, 0.013 mmol) and a 2.0 M aqueous solution of K₂CO₃ (70.1 mg, 0.507 mmol) at ambient temperature. The reaction was heated under microwave at 120° C. for 1.5 h. The reaction was poured into water and extracted with ethyl acetate. The extract was dried over MgSO₄ and concentrated under reduced pressure. The residue was treated with 4.0 M HCl in dioxane (5 mL). After stirring for 5 h, the reaction was concentrated under reduced pressure and purified by HPLC to give the title compound (65 mg). LCMS *m/z*=528.3 [M+H]⁺; ¹H NMR (400 MHz, DMSO-d₆) δ ppm 1.31-1.65 (m, 10H), 1.80 (m, 1H), 2.12 (m, 1H), 2.72 (m, 1H), 2.80 (m, 1H), 3.20 (m, 1H), 3.25 (m, 1H), 3.42 (m, 1H), 3.45 (d, J=7.2 Hz, 2H), 4.00 (s, 2H), 4.05 (d, J=7.2 Hz, 2H), 7.13-7.42 (m, 9H).

Example 1.287

Preparation of 2-(((1*s*,4*s*)-4-((5-((*R*)-3,4-Dihydroxybutyl)-4-(3-fluorophenyl)-3-phenyl-1H-pyrazol-1-yl)methyl)cyclohexyl)methoxy)acetic Acid (Compound 169)

[1036] To a solution of regioisomers, tert-butyl 2-(((1*r*,4*s*)-4-((4-bromo-3-(2-((*S*)-2,2-dimethyl-1,3-dioxolan-4-yl)ethyl)-5-phenyl-1H-pyrazol-1-yl)methyl)cyclohexyl)methoxy)acetate and tert-butyl 2-(((1*r*,4*s*)-4-((4-bromo-5-(2-((*S*)-2,2-dimethyl-1,3-dioxolan-4-yl)ethyl)-3-phenyl-1H-pyrazol-1-yl)methyl)cyclohexyl)methoxy)acetate (150 mg, 0.254 mmol), in dioxane (1 mL), were added 3-fluorophenylboronic acid (35.5 mg, 0.254 mmol), Pd(PPh₃)₄ (14.65 mg, 0.013 mmol) and a 2.0 M aqueous solution of K₂CO₃ (70.1 mg, 0.507 mmol) at ambient temperature. The reaction was heated under microwave at 120° C. for 1.5 h. The reaction was poured into water and extracted with ethyl acetate. The organic extract was dried over MgSO₄ and concentrated under reduced pressure. The residue was treated with 4.0 M HCl in dioxane (5 mL). After stirring for 5 h, the reaction was concentrated under reduced pressure and purified by HPLC to give the title compound (89 mg). LCMS *m/z*=511.4 [M+H]⁺.

Example 1.288

Preparation of 2-(((1*s*,4*s*)-4-((4-(3,4-Difluorophenyl)-5-((*R*)-3,4-dihydroxybutyl)-3-phenyl-1H-pyrazol-1-yl)methyl)cyclohexyl)methoxy)acetic Acid (Compound 170)

[1037] To a solution of regioisomers, tert-butyl 2-(((1*r*,4*s*)-4-((4-bromo-3-(2-((*S*)-2,2-dimethyl-1,3-dioxolan-4-yl)ethyl)-5-phenyl-1H-pyrazol-1-yl)methyl)cyclohexyl)meth-

oxy)acetate and tert-butyl 2-(((1*r*,4*s*)-4-((4-bromo-5-(2-((*S*)-2,2-dimethyl-1,3-dioxolan-4-yl)ethyl)-3-phenyl-1*H*-pyrazol-1-yl)methyl)cyclohexyl)methoxy)acetate (150 mg, 0.254 mmol), in dioxane (1 mL), was added 3,4-difluorophenylboronic acid (40.0 mg, 0.254 mmol), Pd(PPh₃)₄ (14.65 mg, 0.013 mmol) and a 2.0 M aqueous solution of K₂CO₃ (70.1 mg, 0.507 mmol) at ambient temperature. The reaction was heated under microwave at 120° C. for 1.5 h. The reaction was extracted with ethyl acetate and concentrated under reduced pressure. The residue was treated with 4.0 M HCl in dioxane and was stirred for 5 h. The reaction was concentrated under reduced pressure and purified by HPLC to give the title compound (72 mg). LCMS *m/z*=529.3 [M+H]⁺.

Example 1.289

Preparation of 2-(((1*s*,4*s*)-4-((3-Chlorophenyl)-5*R*)-3,4-dihydroxybutyl)-3-phenyl-1*H*-pyrazol-1-yl)methylcyclohexyl)methoxy)acetic Acid (Compound 171)

[1038] To a solution of regioisomers, tert-butyl 2-(((1*r*,4*s*)-4-((4-bromo-3-(2-((*S*)-2,2-dimethyl-1,3-dioxolan-4-yl)ethyl)-5-phenyl-1*H*-pyrazol-1-yl)methyl)cyclohexyl)methoxy)acetate and tert-butyl 2-(((1*r*,4*s*)-4-((4-bromo-5-(2,2-dimethyl-1,3-dioxolan-4-yl)ethyl)-3-phenyl-1*H*-pyrazol-1-yl)methyl)cyclohexyl)methoxy)acetate (150 mg, 0.254 mmol), in dioxane (1 mL), were added 3-chlorophenylboronic acid (39.7 mg, 0.254 mmol), Pd(PPh₃)₄ (14.65 mg, 0.013 mmol) and a 2.0 M aqueous solution of K₂CO₃ (70.1 mg, 0.507 mmol) at ambient temperature. The reaction was heated under microwave at 120° C. for 1.5 h. The reaction was extracted with ethyl acetate and concentrated under reduced pressure. The residue was treated with 4.0 M HCl in dioxane and stirred for 5 h. The reaction was concentrated under reduced pressure and purified by HPLC to give the title compound (85 mg). LCMS *m/z*=528.3 [M+H]⁺.

Example 1.290

Preparation of 2-(((1*s*,4*s*)-4-((3-(Cyanomethylthio)-4,5-diphenyl-1*H*-pyrazol-1-yl)methyl)cyclohexyl)methoxy)acetic Acid (Compound 183)

Step A: Preparation of 2-(3,4-Diphenyl-1*H*-pyrazol-5-ylthio)acetonitrile

[1039] To a solution of 3,4-diphenyl-1*H*-pyrazole-5(4*H*)-thione (0.49 g, 1.981 mmol) in DMF (5 mL), were added 2-bromoacetonitrile (0.253 g, 1.981 mmol) and K₂CO₃ (0.274 g, 1.981 mmol) at room temperature. After stirring for 2 h, the reaction was poured into water and extracted with ethyl acetate. The organic extract was dried over MgSO₄ and concentrated under reduced pressure. The residue was purified by column chromatography to give the title compound (0.52 g). LCMS *m/z*=292.1

Step B: Preparation of 2-(((1*s*,4*s*)-4-(3-(Cyanomethylthio)-4,5-diphenyl-1*H*-pyrazol-1-yl)methyl)cyclohexyl)methoxy)acetic Acid

[1040] To a solution of 2-(3,4-diphenyl-1*H*-pyrazol-5-ylthio)acetonitrile (330 mg, 1.13 mmol) in DMF (2 mL), was added sodium hydride (27.2 mg, 1.133 mmol) in 0° C. After stirring for 10 min, tert-butyl 2-(((1*s*,4*s*)-4-(tosyloxymethyl)cyclohexyl)methoxy)acetate (467 mg, 1.13 mmol) was added and the reaction was warmed to 40° C. After stirring for 12 h,

the reaction was poured into water and extracted with ethyl acetate. The extract was dried over MgSO₄, concentrated under reduced pressure, and then treated with 4.0 M HCl in dioxane (5 mL). After stirring for 8 h, the mixture was concentrated under reduced pressure and purified by HPLC to give the title compound (78 mg). LCMS *m/z*=476.2 [M+H]⁺.

Example 1.291

Preparation of 2-(((1*s*,4*s*)-4-((5-(2-Methoxyethylthio)-3,4-diphenyl-1*H*-pyrazol-1-yl)methyl)cyclohexyl)methoxy)acetic Acid (Compound 189)

[1041] From 5-(2-methoxyethylthio)-3,4-diphenyl-1*H*-pyrazole and tert-butyl 2-(((1*s*,4*s*)-4-(tosyloxymethyl)cyclohexyl)methoxy)acetate, the title compound was obtained by using similar method to the one described in Example 1.263. LCMS *m/z*=495.7 [M+H]⁺; ¹H NMR (400 MHz, DMSO-*d*₆) δ ppm 1.35-1.52 (m, 8H), 1.85 (m, 1H), 2.31 (m, 1H), 2.43 (t, *J*=2.5 Hz, 2H), 2.61 (t, *J*=2.5 Hz, 2H), 3.05 (s, 3H), 3.46 (d, *J*=7.1 Hz, 2H), 3.98 (s, 2H), 4.31 (d, *J*=7.2 Hz, 2H), 7.31-7.54 (m, 10H).

Example 1.292

Preparation of 2-(((1*s*,4*s*)-4-((3-(2-Ethoxyethylthio)-4,5-diphenyl-1*H*-pyrazol-1-yl)methyl)cyclohexyl)methoxy)acetic Acid (Compound 185)

Step A: Preparation of 5-(2-Ethoxyethylthio)-3,4-diphenyl-1*H*-pyrazole

[1042] To a solution of 3,4-diphenyl-1*H*-pyrazole-5(4*H*)-thione (0.5 g, 1.981 mmol) in DMF (5 mL), were added 1-bromo-2-ethoxyethane (0.303 g, 1.981 mmol) and K₂CO₃ (0.274 g, 1.981 mmol) at room temperature. After stirring for 4 h, the reaction was poured into water and extracted with ethyl acetate, which was dried over MgSO₄ and concentrated under reduced pressure. The residue was purified by column chromatography to give the title compound (0.45 g). LCMS *m/z*=343.5 [M+H]⁺; ¹H NMR (400 MHz, DMSO-*d*₆) δ ppm 1.20 (t, *J*=7.1 Hz, 3H), 3.25 (m, 2H), 3.45 (m, 2H), 4.25 (q, *J*=7.1 Hz, 2H), 7.25-7.56 (m, 10H), 13.0 (s, 1H).

Step B: Preparation of 2-(((1*s*,4*s*)-4-((3-(2-Ethoxyethylthio)-4,5-diphenyl-1*H*-pyrazol-1-yl)methyl)cyclohexyl)methoxy)acetic Acid

[1043] To a solution of 5-(2-ethoxyethylthio)-3,4-diphenyl-1*H*-pyrazole (320 mg, 0.986 mmol) in DMF (2 mL), was added sodium hydride (23.67 mg, 0.986 mmol) at 0° C. After stirring for 10 min, tert-butyl 2-(((1*s*,4*s*)-4-(tosyloxymethyl)cyclohexyl)methoxy)acetate (407 mg, 0.986 mmol) was added and the reaction was warmed to 40° C. After stirring for 12 h, the reaction was poured into water and extracted with ethyl acetate. The extract was dried over MgSO₄ and concentrated under reduced pressure. The resulting residue was treated with 4.0 M HCl in dioxane (5 mL) and stirred for 8 h. The reaction was concentrated under reduced pressure and purified by HPLC to give the title compound (70 mg). LCMS *m/z*=509.5 [M+H]⁺.

Example 1.293

Preparation of 2-(((1*s*,4*s*)-4-((5-(2-Ethoxyethylthio)-3,4-diphenyl-1*H*-pyrazol-1-yl)methyl)cyclohexyl)methoxy)acetic Acid (Compound 186)

[1044] From 5-(2-ethoxyethylthio)-3,4-diphenyl-1*H*-pyrazole and tert-butyl 2-(((1*s*,4*s*)-4-(tosyloxymethyl)cyclo-

hexyl)methoxy)acetate, the title compound was obtained by using a similar method to the one described in Example 1.292. LCMS $m/z=509.6$ $[M+H]^+$; 1H NMR (400 MHz, DMSO- d_6) δ ppm 1.01 (t, $J=7.1$ Hz, 3H), 1.35-1.52 (m, 8H), 1.85 (m, 1H), 2.25 (m, 1H), 2.41 (q, $J=7.1$ Hz, 2H), 2.60 (t, $J=5.0$ Hz, 2H), 3.25 (t, $J=5.0$ Hz, 2H), 3.45 (d, $J=7.1$ Hz, 2H), 4.00 (s, 2H), 4.35 (d, $J=7.2$ Hz, 2H), 7.25-7.53 (m, 10H).

Example 1.294

Preparation of 2-(((1s,4s)-4-((5-(3-Hydroxypropylthio)-3,4-diphenyl-1H-pyrazol-1-yl)methyl)cyclohexyl)methoxy)acetic Acid (Compound 187)

Step A: Preparation of 3,4-Diphenyl-5-(2-(tetrahydro-2H-pyran-2-yloxy)ethylthio)-1H-pyrazole

[1045] To a solution of 3-(4-bromo-3-phenyl-1H-pyrazol-5-yl)propan-1-ol (1.0 g, 3.56 mmol) in THF (10 mL), was added 3,4-dihydro-2H-pyran (0.898 g, 10.67 mmol) followed by PTSA (0.061 g, 0.356 mmol) at room temperature. After stirring for 12 h, the reaction was poured into water and extracted with ethyl acetate. The extract was dried over $MgSO_4$ and concentrated under reduced pressure to give the title compound (1.12 g). LCMS $m/z=381.2$ $[M+H]^+$.

Step B: Preparation of (2-(((1s,4s)-4-((5-(2-Hydroxyethylthio)-3,4-diphenyl-1H-pyrazol-1-yl)methyl)cyclohexyl)methoxy)acetic Acid

[1046] To a solution of 3,4-diphenyl-5-(3-(tetrahydro-2H-pyran-2-yloxy)propylthio)-1H-pyrazole (120 mg, 0.304 mmol) in DMF (2 mL), was added sodium hydride (7.30 mg, 0.304 mmol) at 0° C. After stirring for 10 min, tert-butyl 2-(((1s,4s)-4-(tosyloxymethyl)cyclohexyl)methoxy)acetate (125 mg, 0.304 mmol) was added and the reaction was warmed to 40° C. After stirring for 12 h, the reaction was poured into water and extracted with ethyl acetate. The extract was concentrated under reduced pressure and treated with 4.0 M HCl dioxane (5 mL) for 8 h. The mixture was concentrated under reduced pressure and purified by HPLC to give the title compound (105 mg). LCMS $m/z=495.6$ $[M+H]^+$; 1H NMR (400 MHz, DMSO- d_6) δ ppm 1.35-1.52 (m, 10H), 1.83 (m, 1H), 2.22 (m, 1H), 2.46 (t, $J=5.0$ Hz, 2H), 3.22 (t, $J=5.0$ Hz, 2H), 3.50 (d, $J=7.1$ Hz, 2H), 3.91 (s, 2H), 4.30 (d, $J=7.2$ Hz, 2H), 7.23-7.50 (m, 10H).

Example 2

Homogeneous Time-Resolved Fluorescence (HTRF®) Assay For Direct cAMP Measurement

[1047] Compounds were screened for agonists of the human prostacyclin (PGI₂) receptor using the HTRF® assay for direct cAMP measurement (Gabriel et al., ASSAY and Drug Development Technologies, 1:291-303, 2003) and recombinant CHO-K1 cells stably transfected with human prostacyclin receptor. CHO-K1 cells were obtained from ATCC® (Manassas, Va.; Catalog #CCL-61). An agonist of the prostacyclin receptor was detected in HTRF® assay for direct cAMP measurement as a compound which increased cAMP concentration. HTRF® assay also was used to determine EC₅₀ values for prostacyclin receptor agonists.

[1048] Principle of the assay: The HTRF® assay kit was purchased from Cisbio-US, Inc. (Bedford, Mass.; Catalog #62AM4PEC). The HTRF® assay supported by the kit is a competitive immunoassay between endogenous cAMP pro-

duced by the CHO-K1 cells and tracer cAMP labeled with the dye d2. The tracer binding is visualized by a monoclonal anti-cAMP antibody labeled with Cryptate. The specific signal (i.e., fluorescence resonance energy transfer, FRET) is inversely proportional to the concentration of unlabeled cAMP in the standard or sample.

[1049] Standard curve: The fluorescence ratio (665 nm/620 nm) of the standards (0.17 to 712 nM cAMP) included in the assay was calculated and used to generate a cAMP standard curve according to the kit manufacturer's instructions. The fluorescence ratio of the samples (test compound or compound buffer) was calculated and used to deduce respective cAMP concentrations by reference to the cAMP standard curve.

[1050] Setup of the assay: The HTRF® assay was carried out using a two-step protocol essentially according to the kit manufacturer's instructions, in 20 μ L total volume per well in 384-well plate format (ProxiPlates; PerkinElmer, Fremont, Calif.; catalog #6008280). To each of the experimental wells was transferred 3000 recombinant CHO-K1 cells in 5 μ L assay buffer (phosphate buffered saline containing calcium chloride and magnesium chloride (Invitrogen, Carlsbad, Calif.; catalog #14040) supplemented with IBMX (100 μ M) and rolipram (10 μ M) (phosphodiesterase inhibitors; Sigma-Aldrich, St. Louis, Mo.; catalog #15879 and catalog #R6520, respectively) and 0.1% bovine serum albumin (BSA) fraction V (Sigma-Aldrich; catalog #A3059)), followed by test compound in 5 μ L assay buffer or 5 μ L assay buffer. The plate was then incubated at room temperature for 1 h. To each well was then added 5 μ L cAMP-d2 conjugate in lysis buffer and 5 μ L Cryptate conjugate in lysis buffer according to the kit manufacturer's instructions. The plate was then further incubated at room temperature for 1 h, after which the assay plate was read.

[1051] Assay readout: The HTRF® readout was accomplished using a PHERAstar (BMG LABTECH Inc., Durham, N.C.) or EnVision™ (PerkinElmer, Fremont Calif.) microplate reader.

[1052] Certain compounds of the present invention and their corresponding activity values are shown in TABLE B.

TABLE B

Compound No.	human PGI ₂ receptor EC ₅₀ (nM) (HTRF®)
90	7
111	16
184	11
198	2

[1053] Certain other compounds of the invention had activity values ranging from about 1.3 nM to about 5 μ M in this assay.

Example 3

Human Platelet Aggregation Inhibition Test

[1054] Blood collected from healthy human volunteers in aqueous trisodium citrate solution was centrifuged at 150 g for 15 min and the upper layer was recovered to obtain platelet-rich plasma (PRP). The residual blood was centrifuged at 3000 g for 10 min and the supernatant was collected as platelet-poor plasma (PPP). Platelet concentration in the PRP was determined using the Z series Beckman Coulter particle

counter (Beckman, Fullerton, Calif.) and adjusted to 250,000 platelets/ μL using PPP. 480 μL of PRP was pre-incubated at 37° C. and stirred at 1200 rpm with 10 μL aqueous test compound solution for 1 min prior to induction of aggregation by the addition of 10 μL of aqueous adenosine diphosphate (ADP) solution to adjust the final ADP concentration in the PRP to 1×10^{-5} M. The maximal amplitude of aggregation response within 3 min was determined and measured in triplicate using the Chronolog model 490 aggregometer (Chrono-log Corp., Havertown, Pa.). Percent inhibition of aggregation was calculated from the maximum decrease in optical density of the control (addition of water in place of the test compound solution) sample and of the samples containing test compound. The test compound was added to adjust the final concentration to the range 10^{-9} to 10^{-4} M, and IC_{50} values were determined by inhibition percentage of aggregation at each concentration. The results are shown in Table C.

TABLE C

Compound No.	human PRP IC_{50} (nM)
184	20
111	28
146	70
135	220

[1055] Certain other compounds of the invention had activity values ranging from about 10.3 nM to about 810 nM in this assay.

[1056] It is apparent that the compounds of the present invention markedly inhibit platelet aggregation in human PRP.

Example 4

Rat Model of Pulmonary Arterial Hypertension

[1057] Animals: Male Wistar rats (100-150 g at start of study) (Charles River Laboratories, Wilmington, Mass.) were housed two per cage and maintained in a humidity-(40-60%) and temperature-(68-72° F.) controlled facility on a 12 hr:12 hr light/dark cycle (lights on at 6:30 am) with free access to food (Harlan Teklad, Orange Calif., Rodent Diet 8604) and water. Rats were allowed one week of habituation to the animal facility before testing.

[1058] Rat monocrotaline model: The rat monocrotaline (MCT) model is a standard and well-accepted model of pulmonary arterial hypertension. MCT induces acute pulmonary endothelial damage associated with pulmonary vascular inflammation. Subsequently, pulmonary artery smooth muscle cells proliferate, occluding small pulmonary vessels and leading to severe pulmonary arterial hypertension including right ventricular hypertrophy. (See, e.g., Schermuly et al., *Circ. Res.*, 2004, 94:1101-1108.)

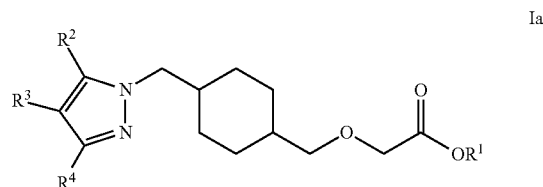
[1059] Rats were randomly given a single subcutaneous injection of either 60 mg/kg MCT (Sigma, St. Louis, Mo.) or 0.9% saline (sham) and assigned to receive oral administration of 20% hydroxypropyl beta-cyclodextrin (vehicle) or test compound (30 mg/kg; FIGS. 1 and 2). 10-11 rats were used per treatment group. 24 h following MCT administration, test compound or vehicle was administered by oral gavage twice a day for 21 consecutive days. Heart chamber weights were measured on Day 22. Rats were anesthetized with intraperitoneal pentobarbital (50 mg/kg), the chest cavity was opened and the heart was excised. The right ventricle was dissected

free from the septum and left ventricle and both parts were weighed. The ratio of right ventricular (RV) weight to left ventricle plus septum (LV+S) weight (this ratio is indicated as "RV/(LV+S)" in FIGS. 1 and 2) was calculated as an index of the hypertrophic response to the induced pulmonary arterial hypertension and, as such, as an index of a test compound's therapeutic efficacy for pulmonary arterial hypertension.

[1060] It is apparent from inspection of FIGS. 1 and 2 that oral administration of Compounds 14 and 31 inhibited the hypertrophic response to the induced pulmonary arterial hypertension and, as such, evidenced therapeutic efficacy for pulmonary arterial hypertension.

[1061] Those skilled in the art will recognize that various modifications, additions, substitutions and variations to the illustrative examples set forth herein can be made without departing from the spirit of the invention and are, therefore, considered within the scope of the invention. All documents referenced above, including, but not limited to, printed publications and provisional and regular patent applications, are incorporated herein by reference in their entirety.

1. A compound selected from compounds of Formula Ia and pharmaceutically acceptable salts, solvates and hydrates thereof:



wherein:

R^1 is selected from: H and $\text{C}_1\text{-C}_6$ alkyl; and

R^2 , R^3 , and R^4 are each independently selected from: H, $\text{C}_1\text{-C}_6$ alkoxy, $\text{C}_1\text{-C}_6$ alkyl, $\text{C}_1\text{-C}_6$ alkylsulfinyl, $\text{C}_1\text{-C}_6$ alkylsulfonyl, $\text{C}_1\text{-C}_6$ alkylthio, aryl, $\text{C}_3\text{-C}_7$ cycloalkyl and heteroaryl; wherein said $\text{C}_1\text{-C}_6$ alkoxy, $\text{C}_1\text{-C}_6$ alkyl, $\text{C}_1\text{-C}_6$ alkylsulfinyl, $\text{C}_1\text{-C}_6$ alkylsulfonyl, $\text{C}_1\text{-C}_6$ alkylthio, aryl, $\text{C}_3\text{-C}_7$ cycloalkyl and heteroaryl are each optionally substituted with one or more groups selected from: $\text{C}_1\text{-C}_6$ alkoxy, $\text{C}_1\text{-C}_6$ alkyl, $\text{C}_1\text{-C}_6$ alkylsulfinyl, $\text{C}_1\text{-C}_6$ alkylsulfonyl, $\text{C}_1\text{-C}_6$ alkylthio, amino, aryl, carboxamide, cyano, $\text{C}_1\text{-C}_6$ haloalkyl, halogen and hydroxy; or

R^2 and R^3 together with the pyrazole ring to which they are both attached to form a tricyclic heteroaryl; and R^4 is selected from: H, $\text{C}_1\text{-C}_6$ alkoxy, $\text{C}_1\text{-C}_6$ alkyl, $\text{C}_1\text{-C}_6$ alkylsulfinyl, $\text{C}_1\text{-C}_6$ alkylsulfonyl, $\text{C}_1\text{-C}_6$ alkylthio, aryl, $\text{C}_3\text{-C}_7$ cycloalkyl and heteroaryl; wherein said $\text{C}_1\text{-C}_6$ alkoxy, $\text{C}_1\text{-C}_6$ alkyl, $\text{C}_1\text{-C}_6$ alkylsulfinyl, $\text{C}_1\text{-C}_6$ alkylsulfonyl, $\text{C}_1\text{-C}_6$ alkylthio, aryl, $\text{C}_3\text{-C}_7$ cycloalkyl and heteroaryl are each optionally substituted with one or more groups selected from: $\text{C}_1\text{-C}_6$ alkoxy, $\text{C}_1\text{-C}_6$ alkyl, $\text{C}_1\text{-C}_6$ alkylsulfinyl, $\text{C}_1\text{-C}_6$ alkylsulfonyl, $\text{C}_1\text{-C}_6$ alkylthio, amino, aryl, cyano, $\text{C}_1\text{-C}_6$ haloalkyl, halogen and hydroxy.

2. The compound according to claim 1, wherein R^1 is H.

3. The compound according to claim 1, wherein R^1 is $\text{C}_1\text{-C}_6$ alkyl.

4. The compound according to claim 3, wherein R^1 is methyl.

5. The compound according to claim 1, wherein R^2 , R^3 , and R^4 are each independently selected from: H, C_1 - C_6 alkoxy, C_1 - C_6 alkyl, C_1 - C_6 alkylsulfanyl, C_1 - C_6 alkylsulfonyl, C_1 - C_6 alkylthio, aryl, C_3 - C_7 cycloalkyl and heteroaryl; wherein said C_1 - C_6 alkoxy, C_1 - C_6 alkyl, C_1 - C_6 alkylsulfanyl, C_1 - C_6 alkylsulfonyl, C_1 - C_6 alkylthio, aryl, C_3 - C_7 cycloalkyl and heteroaryl are each optionally substituted with one or more groups selected from: C_1 - C_6 alkoxy, C_1 - C_6 alkyl, C_1 - C_6 alkylsulfanyl, C_1 - C_6 alkylsulfonyl, C_1 - C_6 alkylthio, amino, aryl, carboxamide, cyano, C_1 - C_6 haloalkyl, halogen and hydroxy.

6. The compound according to claim 1, wherein R^2 , R^3 , and R^4 are each independently selected from: H, 2-(methylsulfanyl)ethyl, 2-(methylsulfanyl)ethyl, 2-(methylthio)ethyl, 2,3-difluorophenyl, 2,4-difluorophenyl, 2,5-difluorophenyl, 2-aminoethylthio, 2-amino-2-oxoethoxy, 2-chlorophenyl, 2-cyanoethyl, 2-ethoxyethylthio, 2-fluoro-3-hydroxyphenyl, 2-fluoro-3-methoxyphenyl, 2-fluoro-3-methylphenyl, 2-fluoro-4-methoxyphenyl, 2-fluoro-4-methylphenyl, 2-fluorophenyl, 2-hydroxyethyl, 2-hydroxyethylsulfanyl, 2-hydroxyethylthio, 2-methoxyethyl, 2-methoxyethylthio, 2-methoxyphenyl, 2-methoxypyridin-4-yl, 3-(trifluoromethyl)phenyl, 3,4-difluorophenyl, 3,4-dihydroxybutyl, 3-chloro-2-fluorophenyl, 3-chloro-4-fluorophenyl, 3-chlorophenyl, 3-fluoro-5-methoxyphenyl, 3-fluoro-5-methylphenyl, 3-fluorophenyl, 3-hydroxyphenyl, 3-hydroxypropyl, 3-hydroxypropylthio, 3-isopropoxyphenyl, 3-methoxyphenyl, 4-chloro-2-fluorophenyl, 4-chloro-3-fluorophenyl, 4-chlorophenyl, 4-fluorophenyl, 4-hydroxyphenyl, 4-methoxyphenyl, 5-cyano-2-fluorophenyl, 5-fluoropyridin-3-yl, 5-methoxypyridin-3-yl, 5-methylthiophen-2-yl, 6-methoxypyridin-3-yl, benzhydryl, cyanomethoxy, cyanomethylthio, cyclopropyl, ethoxy, ethyl, ethylthio, furan-2-yl, isopropyl, methyl, methylsulfanyl, methylsulfonyl, methylthio, m-tolyl, n-propyl, phenyl, p-tolyl, thiophen-2-yl, thiophen-3-yl and trifluoromethyl.

7. The compound according to claim 1, wherein R^2 is selected from: H, C_1 - C_6 alkoxy, C_1 - C_6 alkyl, C_1 - C_6 alkylsulfanyl, C_1 - C_6 alkylsulfonyl, C_1 - C_6 alkylthio, aryl and C_3 - C_7 cycloalkyl; wherein said C_1 - C_6 alkoxy, C_1 - C_6 alkyl, C_1 - C_6 alkylsulfanyl, C_1 - C_6 alkylsulfonyl, C_1 - C_6 alkylthio, aryl and C_3 - C_7 cycloalkyl are each optionally substituted with one or more groups selected from: C_1 - C_6 alkoxy, C_1 - C_6 alkyl, C_1 - C_6 alkylsulfanyl, C_1 - C_6 alkylsulfonyl, C_1 - C_6 alkylthio, amino, carboxamide, cyano, halogen and hydroxy.

8. The compound according to claim 1, wherein R^2 is selected from: H, 2-(methylsulfanyl)ethyl, 2-(methylsulfonyl)ethyl, 2-(methylthio)ethyl, 2,3-difluorophenyl, 2-aminoethylthio, 2-amino-2-oxoethoxy, 2-cyanoethyl, 2-ethoxyethylthio, 2-fluoro-4-methoxyphenyl, 2-fluorophenyl, 2-hydroxyethyl, 2-hydroxyethylsulfanyl, 2-hydroxyethylthio, 2-methoxyethyl, 2-methoxyethylthio, 3,4-difluorophenyl, 3,4-dihydroxybutyl, 3-chloro-2-fluorophenyl, 3-fluoro-5-methoxyphenyl, 3-fluorophenyl, 3-hydroxypropyl, 3-hydroxypropylthio, 3-methoxyphenyl, 4-chloro-3-fluorophenyl, 4-chlorophenyl, 4-fluorophenyl, 4-methoxyphenyl, cyanomethoxy, cyanomethylthio, cyclopropyl, ethoxy, ethyl, ethylthio, isopropyl, methyl, methylsulfanyl, methylsulfonyl, methylthio, m-tolyl, n-propyl, phenyl, p-tolyl and trifluoromethyl.

9. The compound according to claim 1, wherein R^3 is selected from: C_1 - C_6 alkyl, aryl and heteroaryl; wherein said C_1 - C_6 alkyl, aryl and heteroaryl are each optionally substituted

with one or more groups selected from: C_1 - C_6 alkoxy, C_1 - C_6 alkyl, aryl, cyano, C_1 - C_6 haloalkyl, halogen and hydroxy.

10. The compound according to claim 1, wherein R^3 is selected from: 2,3-difluorophenyl, 2,4-difluorophenyl, 2,5-difluorophenyl, 2-chlorophenyl, 2-fluoro-3-hydroxyphenyl, 2-fluoro-3-methoxyphenyl, 2-fluoro-3-methylphenyl, 2-fluoro-4-methylphenyl, 2-fluorophenyl, 2-methoxyphenyl, 2-methoxypyridin-4-yl, 3-(trifluoromethyl)phenyl, 3,4-difluorophenyl, 3-chloro-2-fluorophenyl, 3-chloro-4-fluorophenyl, 3-chlorophenyl, 3-fluoro-5-methoxyphenyl, 3-fluoro-5-methylphenyl, 3-fluorophenyl, 3-hydroxyphenyl, 3-isopropoxyphenyl, 3-methoxyphenyl, 4-chlorophenyl, 4-fluorophenyl, 4-methoxyphenyl, 5-cyano-2-fluorophenyl, 5-fluoropyridin-3-yl, 5-methoxypyridin-3-yl, 5-methylthiophen-2-yl, 6-methoxypyridin-3-yl, benzhydryl, furan-2-yl, m-tolyl, phenyl, p-tolyl, thiophen-2-yl and thiophen-3-yl.

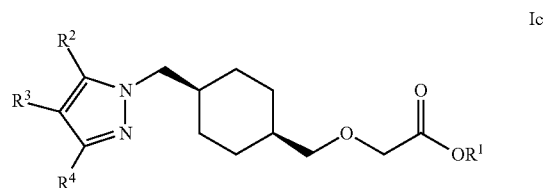
11. The compound according to claim 1, wherein R^4 is selected from: H, C_1 - C_6 alkoxy, C_1 - C_6 alkyl, C_1 - C_6 alkylthio, aryl and C_3 - C_7 cycloalkyl; wherein said C_1 - C_6 alkoxy, C_1 - C_6 alkyl, C_1 - C_6 alkylthio, aryl and C_3 - C_7 cycloalkyl are each optionally substituted with one or more groups selected from: C_1 - C_6 alkoxy, C_1 - C_6 alkyl, carboxamide, cyano, halogen and hydroxy.

12. The compound according to claim 1, wherein R^4 is selected from: H, 2,3-difluorophenyl, 2,4-difluorophenyl, 2-amino-2-oxoethoxy, 2-cyanoethyl, 2-ethoxyethylthio, 2-fluoro-4-methoxyphenyl, 2-fluoro-4-methylphenyl, 2-fluorophenyl, 2-hydroxyethyl, 2-hydroxyethylthio, 2-methoxyethyl, 2-methoxyethylthio, 3,4-difluorophenyl, 3,4-dihydroxybutyl, 3-chloro-2-fluorophenyl, 3-chlorophenyl, 3-fluoro-5-methoxyphenyl, 3-fluorophenyl, 3-hydroxypropyl, 3-methoxyphenyl, 4-chloro-2-fluorophenyl, 4-chloro-3-fluorophenyl, 4-chlorophenyl, 4-fluorophenyl, 4-hydroxyphenyl, 4-methoxyphenyl, cyanomethylthio, cyclopropyl, ethyl, isopropyl, methyl, methylthio, m-tolyl, n-propyl, phenyl, p-tolyl and trifluoromethyl.

13. The compound according to claim 1, wherein R^2 and R^3 together with the pyrazole ring to which they are both attached to form a tricyclic heteroaryl.

14. The compound according to claim 1, wherein R^2 and R^3 together with the pyrazole ring to which they are both attached to form 4,5-dihydro-3H-benzo[e]indazol-3-yl or indeno[2,1-c]pyrazol-1(8H)-yl.

15. The compound according to claim 1, selected from compounds of Formula Ic and pharmaceutically acceptable salts, solvates and hydrates thereof:



wherein:

R^1 is selected from: H and C_1 - C_6 alkyl;

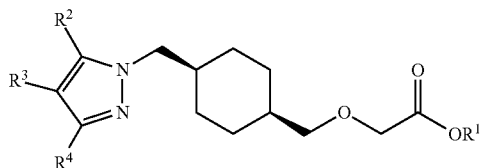
R^2 is selected from: H, C_1 - C_6 alkoxy, C_1 - C_6 alkyl, C_1 - C_6 alkylsulfanyl, C_1 - C_6 alkylsulfonyl, C_1 - C_6 alkylthio, aryl and C_3 - C_7 cycloalkyl; wherein said C_1 - C_6 alkoxy, C_1 - C_6 alkyl, C_1 - C_6 alkylsulfanyl, C_1 - C_6 alkylsulfonyl, C_1 - C_6 alkylthio, aryl and C_3 - C_7 cycloalkyl are each optionally

substituted with one or more groups selected from: C₁-C₆ alkoxy, C₁-C₆ alkyl, C₁-C₆ alkylsulfinyl, C₁-C₆ alkylsulfonyl, C₁-C₆ alkylthio, amino, carboxamide, cyano, halogen and hydroxy;

R³ is selected from: C₁-C₆ alkyl, aryl and heteroaryl; wherein said C₁-C₆ alkyl, aryl and heteroaryl are each optionally substituted with one or more groups selected from: C₁-C₆ alkoxy, C₁-C₆ alkyl, aryl, cyano, C₁-C₆ haloalkyl, halogen and hydroxy; and

R⁴ is selected from: H, C₁-C₆ alkoxy, C₁-C₆ alkyl, C₁-C₆ alkylthio, aryl and C₃-C₇ cycloalkyl; wherein said C₁-C₆ alkoxy, C₁-C₆ alkyl, C₁-C₆ alkylthio, aryl and C₃-C₇ cycloalkyl are each optionally substituted with one or more groups selected from: C₁-C₆ alkoxy, C₁-C₆ alkyl, carboxamide, cyano, halogen and hydroxy.

16. The compound according to claim 1, selected from compounds of Formula Ic and pharmaceutically acceptable salts, solvates and hydrates thereof:



Ic

wherein:

R¹ is selected from: H and methyl;

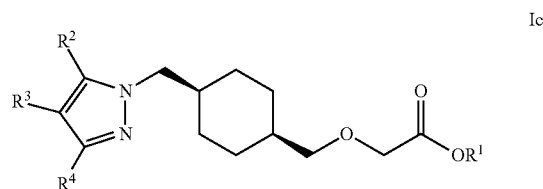
R² is selected from: H, 2-(methylsulfinyl)ethyl, 2-(methylsulfonyl)ethyl, 2-(methylthio)ethyl, 2,3-difluorophenyl, 2-aminoethylthio, 2-amino-2-oxoethoxy, 2-cyanoethyl, 2-ethoxyethylthio, 2-fluoro-4-methoxyphenyl, 2-fluorophenyl, 2-hydroxyethyl, 2-hydroxyethylsulfinyl, 2-hydroxyethylthio, 2-methoxyethyl, 2-methoxyethylthio, 3,4-difluorophenyl, 3,4-dihydroxybutyl, 3-chloro-2-fluorophenyl, 3-fluoro-5-methoxyphenyl, 3-fluorophenyl, 3-hydroxypropyl, 3-hydroxypropylthio, 3-methoxyphenyl, 4-chloro-3-fluorophenyl, 4-chlorophenyl, 4-fluorophenyl, 4-methoxyphenyl, cyanomethoxy, cyanomethylthio, cyclopropyl, ethoxy, ethyl, ethylthio, isopropyl, methyl, methylsulfinyl, methylsulfonyl, methylthio, m-tolyl, n-propyl, phenyl, p-tolyl and trifluoromethyl;

R³ is selected from: 2,3-difluorophenyl, 2,4-difluorophenyl, 2,5-difluorophenyl, 2-chlorophenyl, 2-fluoro-3-hydroxyphenyl, 2-fluoro-3-methoxyphenyl, 2-fluoro-4-methylphenyl, 2-fluorophenyl, 2-methoxyphenyl, 2-methoxypyridin-4-yl, 3-(trifluoromethyl)phenyl, 3,4-difluorophenyl, 3-chloro-2-fluorophenyl, 3-chloro-4-fluorophenyl, 3-chlorophenyl, 3-fluoro-5-methoxyphenyl, 3-fluoro-5-methylphenyl, 3-fluorophenyl, 3-hydroxyphenyl, 3-isopropoxyphenyl, 3-methoxyphenyl, 4-chlorophenyl, 4-fluorophenyl, 4-methoxyphenyl, 5-cyano-2-fluorophenyl, 5-fluoropyridin-3-yl, 5-methoxypyridin-3-yl, 5-methylthiophen-2-yl, 6-methoxypyridin-3-yl, benzhydryl, furan-2-yl, m-tolyl, phenyl, p-tolyl, thiophen-2-yl and thiophen-3-yl; and

R⁴ is selected from: H, 2,3-difluorophenyl, 2,4-difluorophenyl, 2-amino-2-oxoethoxy, 2-cyanoethyl, 2-ethoxyethylthio, 2-fluoro-4-methoxyphenyl, 2-fluoro-4-methylphenyl, 2-fluorophenyl, 2-hydroxy-

ethyl, 2-hydroxyethylthio, 2-methoxyethyl, 2-methoxyethylthio, 3,4-difluorophenyl, 3,4-dihydroxybutyl, 3-chloro-2-fluorophenyl, 3-chlorophenyl, 3-fluoro-5-methoxyphenyl, 3-fluorophenyl, 3-hydroxypropyl, 3-methoxyphenyl, 4-chloro-2-fluorophenyl, 4-chloro-3-fluorophenyl, 4-chlorophenyl, 4-fluorophenyl, 4-hydroxyphenyl, 4-methoxyphenyl, cyanomethylthio, cyclopropyl, ethyl, isopropyl, methyl, methylthio, m-tolyl, n-propyl, phenyl, p-tolyl and trifluoromethyl.

17. The compound according to claim 1, selected from compounds of Formula Ic and pharmaceutically acceptable salts, solvates and hydrates thereof:



Ic

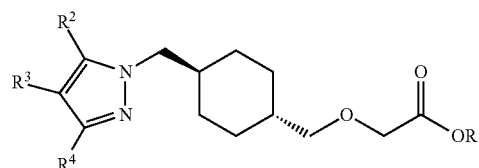
wherein:

R¹ is selected from: H and methyl;

R² and R³ together with the pyrazole ring to which they are both attached to form 4,5-dihydro-3H-benzo[e]indazol-3-yl or indeno[2,1-c]pyrazol-1(8H)-yl; and

R⁴ is selected from: H, 2,3-difluorophenyl, 2,4-difluorophenyl, 2-amino-2-oxoethoxy, 2-cyanoethyl, 2-ethoxyethylthio, 2-fluoro-4-methoxyphenyl, 2-fluorophenyl, 2-hydroxyethyl, 2-hydroxyethylthio, 2-methoxyethyl, 2-methoxyethylthio, 3,4-difluorophenyl, 3,4-dihydroxybutyl, 3-chloro-2-fluorophenyl, 3-chlorophenyl, 3-fluoro-5-methoxyphenyl, 3-fluorophenyl, 3-hydroxypropyl, 3-methoxyphenyl, 4-chloro-2-fluorophenyl, 4-chloro-3-fluorophenyl, 4-chlorophenyl, 4-fluorophenyl, 4-hydroxyphenyl, 4-methoxyphenyl, cyanomethylthio, cyclopropyl, ethyl, isopropyl, methyl, methylthio, m-tolyl, n-propyl, phenyl, p-tolyl and trifluoromethyl.

18. The compound according to claim 1, selected from compounds of Formula Ie and pharmaceutically acceptable salts, solvates and hydrates thereof:



Ie

wherein:

R¹ is selected from: H and C₁-C₆ alkyl;

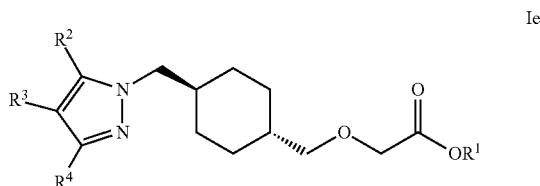
R² is selected from: H, C₁-C₆ alkoxy, C₁-C₆ alkyl, C₁-C₆ alkylsulfinyl, C₁-C₆ alkylsulfonyl, C₁-C₆ alkylthio, aryl and C₃-C₇ cycloalkyl; wherein said C₁-C₆ alkoxy, C₁-C₆ alkyl, C₁-C₆ alkylsulfinyl, C₁-C₆ alkylsulfonyl, C₁-C₆ alkylthio, aryl and C₃-C₇ cycloalkyl are each optionally substituted with one or more groups selected from: C₁-C₆ alkoxy, C₁-C₆ alkyl, C₁-C₆ alkylsulfinyl, C₁-C₆

alkylsulfonyl, C₁-C₆ alkylthio, amino, carboxamide, cyano, halogen and hydroxy;

R³ is selected from: C₁-C₆ alkyl, aryl and heteroaryl; wherein said C₁-C₆ alkyl, aryl and heteroaryl are each optionally substituted with one or more groups selected from: C₁-C₆ alkoxy, C₁-C₆ alkyl, aryl, cyano, C₁-C₆ haloalkyl, halogen and hydroxy; and

R⁴ is selected from: H, C₁-C₆ alkoxy, C₁-C₆ alkyl, C₁-C₆ alkylthio, aryl and C₃-C₇ cycloalkyl; wherein said C₁-C₆ alkoxy, C₁-C₆ alkyl, C₁-C₆ alkylthio, aryl and C₃-C₇ cycloalkyl are each optionally substituted with one or more groups selected from: C₁-C₆ alkoxy, C₁-C₆ alkyl, carboxamide, cyano, halogen and hydroxy.

19. The compound according to claim 1, selected from compounds of Formula Ie and pharmaceutically acceptable salts, solvates and hydrates thereof:



wherein:

R¹ is selected from: H and methyl;

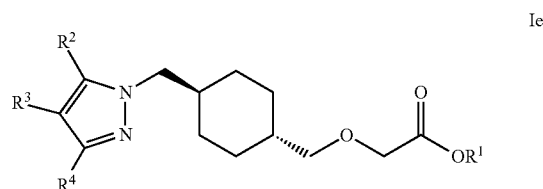
R² is selected from: H, 2-(methylsulfinyl)ethyl, 2-(methylsulfonyl)ethyl, 2-(methylthio)ethyl, 2,3-difluorophenyl, 2-aminoethylthio, 2-amino-2-oxoethoxy, 2-cyanoethyl, 2-ethoxyethylthio, 2-fluoro-4-methoxyphenyl, 2-fluorophenyl, 2-hydroxyethyl, 2-hydroxyethylsulfinyl, 2-hydroxyethylthio, 2-methoxyethyl, 2-methoxyethylthio, 3,4-difluorophenyl, 3,4-dihydroxybutyl, 3-chloro-2-fluorophenyl, 3-fluoro-5-methoxyphenyl, 3-fluorophenyl, 3-hydroxypropyl, 3-hydroxypropylthio, 3-methoxyphenyl, 4-chloro-3-fluorophenyl, 4-chlorophenyl, 4-fluorophenyl, 4-methoxyphenyl, cyanomethoxy, cyanomethylthio, cyclopropyl, ethoxy, ethyl, ethylthio, isopropyl, methyl, methylsulfinyl, methylsulfonyl, methylthio, m-tolyl, n-propyl, phenyl, p-tolyl and trifluoromethyl;

R³ is selected from: 2,3-difluorophenyl, 2,4-difluorophenyl, 2,5-difluorophenyl, 2-chlorophenyl, 2-fluoro-3-hydroxyphenyl, 2-fluoro-3-methoxyphenyl, 2-fluoro-3-methylphenyl, 2-fluoro-4-methylphenyl, 2-fluorophenyl, 2-methoxyphenyl, 2-methoxypyridin-4-yl, 3-(trifluoromethyl)phenyl, 3,4-difluorophenyl, 3-chloro-2-fluorophenyl, 3-chloro-4-fluorophenyl, 3-chlorophenyl, 3-fluoro-5-methoxyphenyl, 3-fluoro-5-methylphenyl, 3-fluorophenyl, 3-hydroxyphenyl, 3-isopropoxyphenyl, 3-methoxyphenyl, 4-chlorophenyl, 4-fluorophenyl, 4-methoxyphenyl, 5-cyano-2-fluorophenyl, 5-fluoropyridin-3-yl, 5-methoxypyridin-3-yl, 5-methylthiophen-2-yl, 6-methoxypyridin-3-yl, benzhydryl, furan-2-yl, m-tolyl, phenyl, p-tolyl, thiophen-2-yl and thiophen-3-yl; and

R⁴ is selected from: H, 2,3-difluorophenyl, 2,4-difluorophenyl, 2-amino-2-oxoethoxy, 2-cyanoethyl, 2-ethoxyethylthio, 2-fluoro-4-methoxyphenyl, 2-fluoro-4-methylphenyl, 2-fluorophenyl, 2-hydroxyethyl, 2-hydroxyethylthio, 2-methoxyethyl, 2-methoxyethylthio, 3,4-difluorophenyl, 3,4-dihydroxybutyl,

3-chloro-2-fluorophenyl, 3-chlorophenyl, 3-fluoro-5-methoxyphenyl, 3-fluorophenyl, 3-hydroxypropyl, 3-methoxyphenyl, 4-chloro-2-fluorophenyl, 4-chloro-3-fluorophenyl, 4-chlorophenyl, 4-fluorophenyl, 4-hydroxyphenyl, 4-methoxyphenyl, cyanomethylthio, cyclopropyl, ethyl, isopropyl, methyl, methylthio, m-tolyl, n-propyl, phenyl, p-tolyl and trifluoromethyl.

20. The compound according to claim 1, selected from compounds of Formula Ie and pharmaceutically acceptable salts, solvates and hydrates thereof:



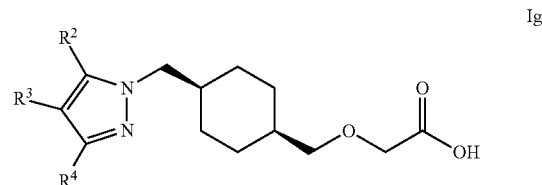
wherein:

R¹ is selected from: H and methyl;

R² and R³ together with the pyrazole ring to which they are both attached to form 4,5-dihydro-3H-benz[e]indazol-3-yl or indeno[2,1-c]pyrazol-1(8H)-yl; and

R⁴ is selected from: H, 2,3-difluorophenyl, 2,4-difluorophenyl, 2-amino-2-oxoethoxy, 2-cyanoethyl, 2-ethoxyethylthio, 2-fluoro-4-methoxyphenyl, 2-fluoro-4-methylphenyl, 2-fluorophenyl, 2-hydroxyethyl, 2-hydroxyethylthio, 2-methoxyethyl, 2-methoxyethylthio, 3,4-difluorophenyl, 3,4-dihydroxybutyl, 3-chloro-2-fluorophenyl, 3-chlorophenyl, 3-fluoro-5-methoxyphenyl, 3-fluorophenyl, 3-hydroxypropyl, 3-methoxyphenyl, 4-chloro-2-fluorophenyl, 4-chloro-3-fluorophenyl, 4-chlorophenyl, 4-fluorophenyl, 4-hydroxyphenyl, 4-methoxyphenyl, cyanomethylthio, cyclopropyl, ethyl, isopropyl, methyl, methylthio, m-tolyl, n-propyl, phenyl, p-tolyl and trifluoromethyl.

21. The compound according to claim 1, selected from compounds of Formula Ig and pharmaceutically acceptable salts, solvates and hydrates thereof:



wherein:

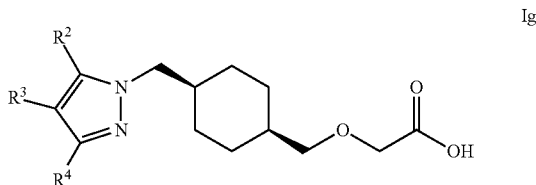
R² is selected from: H, C₁-C₆ alkoxy, C₁-C₆ alkyl, C₁-C₆ alkylsulfonyl, C₁-C₆ alkylsulfinyl, C₁-C₆ alkylthio, aryl and C₃-C₇ cycloalkyl; wherein said C₁-C₆ alkoxy, C₁-C₆ alkyl, C₁-C₆ alkylsulfonyl, C₁-C₆ alkylsulfinyl, C₁-C₆ alkylthio, aryl and C₃-C₇ cycloalkyl are each optionally substituted with one or more groups selected from: C₁-C₆ alkoxy, C₁-C₆ alkyl, C₁-C₆ alkylsulfonyl, C₁-C₆ alkylsulfinyl, C₁-C₆ alkylthio, amino, carboxamide, cyano, halogen and hydroxy;

R³ is selected from: C₁-C₆ alkyl, aryl and heteroaryl; wherein said C₁-C₆ alkyl, aryl and heteroaryl are each

optionally substituted with one or more groups selected from: C₁-C₆ alkoxy, C₁-C₆ alkyl, aryl, cyano, C₁-C₆ haloalkyl, halogen and hydroxy; and

R⁴ is selected from: H, C₁-C₆ alkoxy, C₁-C₆ alkyl, C₁-C₆ alkylthio, aryl and C₃-C₇ cycloalkyl; wherein said C₁-C₆ alkoxy, C₁-C₆ alkyl, C₁-C₆ alkylthio, aryl and C₃-C₇ cycloalkyl are each optionally substituted with one or more groups selected from: C₁-C₆ alkoxy, C₁-C₆ alkyl, carboxamide, cyano, halogen and hydroxy.

22. The compound according to claim 1, selected from compounds of Formula Ig and pharmaceutically acceptable salts, solvates and hydrates thereof:



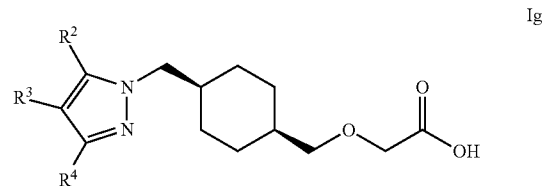
wherein:

R² is selected from: H, 2-(methylsulfinyl)ethyl, 2-(methylsulfonyl)ethyl, 2-(methylthio)ethyl, 2,3-difluorophenyl, 2-aminoethylthio, 2-amino-2-oxoethoxy, 2-cyanoethyl, 2-ethoxyethylthio, 2-fluoro-4-methoxyphenyl, 2-fluorophenyl, 2-hydroxyethyl, 2-hydroxyethylsulfinyl, 2-hydroxyethylthio, 2-methoxyethyl, 2-methoxyethylthio, 3,4-difluorophenyl, 3,4-dihydroxybutyl, 3-chloro-2-fluorophenyl, 3-fluoro-5-methoxyphenyl, 3-fluorophenyl, 3-hydroxypropyl, 3-hydroxypropylthio, 3-methoxyphenyl, 4-chloro-3-fluorophenyl, 4-chlorophenyl, 4-fluorophenyl, 4-methoxyphenyl, cyanomethoxy, cyanomethylthio, cyclopropyl, ethoxy, ethyl, ethylthio, isopropyl, methyl, methylsulfinyl, methylsulfonyl, methylthio, m-tolyl, n-propyl, phenyl, p-tolyl and trifluoromethyl;

R³ is selected from: 2,3-difluorophenyl, 2,4-difluorophenyl, 2,5-difluorophenyl, 2-chlorophenyl, 2-fluoro-3-hydroxyphenyl, 2-fluoro-3-methoxyphenyl, 2-fluoro-3-methylphenyl, 2-fluoro-4-methylphenyl, 2-fluorophenyl, 2-methoxyphenyl, 2-methoxypyridin-4-yl, 3-(trifluoromethyl)phenyl, 3,4-difluorophenyl, 3-chloro-2-fluorophenyl, 3-chloro-4-fluorophenyl, 3-chlorophenyl, 3-fluoro-5-methoxyphenyl, 3-fluoro-5-methylphenyl, 3-fluorophenyl, 3-hydroxyphenyl, 3-isopropoxyphenyl, 3-methoxyphenyl, 4-chlorophenyl, 4-fluorophenyl, 4-methoxyphenyl, 5-cyano-2-fluorophenyl, 5-fluoropyridin-3-yl, 5-methoxypyridin-3-yl, 5-methylthiophen-2-yl, 6-methoxypyridin-3-yl, benzhydryl, furan-2-yl, m-tolyl, phenyl, p-tolyl, thiophen-2-yl and thiophen-3-yl; and

R⁴ is selected from: H, 2,3-difluorophenyl, 2,4-difluorophenyl, 2-amino-2-oxoethoxy, 2-cyanoethyl, 2-ethoxyethylthio, 2-fluoro-4-methoxyphenyl, 2-fluoro-4-methylphenyl, 2-fluorophenyl, 2-hydroxyethyl, 2-hydroxyethylthio, 2-methoxyethyl, 2-methoxyethylthio, 3,4-difluorophenyl, 3,4-dihydroxybutyl, 3-chloro-2-fluorophenyl, 3-chlorophenyl, 3-fluoro-5-methoxyphenyl, 3-fluorophenyl, 3-hydroxypropyl, 3-methoxyphenyl, 4-chloro-2-fluorophenyl, 4-chloro-3-fluorophenyl, 4-chlorophenyl, 4-fluorophenyl, 4-hydroxyphenyl, 4-methoxyphenyl, cyanomethylthio, cyclopropyl, ethyl, isopropyl, methyl, methylthio, m-tolyl, n-propyl, phenyl, p-tolyl and trifluoromethyl.

23. The compound according to claim 1, selected from compounds of Formula Ig and pharmaceutically acceptable salts, solvates and hydrates thereof:

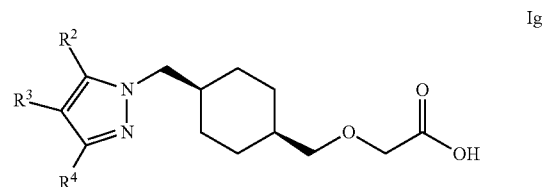


wherein:

R² and R³ together with the pyrazole ring to which they are both attached to form a tricyclic heteroaryl; and

R⁴ is selected from: H, C₁-C₆ alkoxy, C₁-C₆ alkyl, C₁-C₆ alkylthio, aryl and C₃-C₇ cycloalkyl; wherein said C₁-C₆ alkoxy, C₁-C₆ alkyl, C₁-C₆ alkylthio, aryl and C₃-C₇ cycloalkyl are each optionally substituted with one or more groups selected from: C₁-C₆ alkoxy, C₁-C₆ alkyl, carboxamide, cyano, halogen and hydroxy.

24. The compound according to claim 1, selected from compounds of Formula Ig and pharmaceutically acceptable salts, solvates and hydrates thereof:

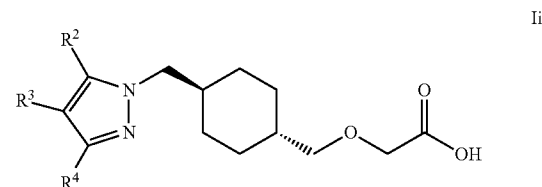


wherein:

R² and R³ together with the pyrazole ring to which they are both attached to form 4,5-dihydro-3H-benzo[e]indazol-3-yl or indeno[2,1-c]pyrazol-1(8H)-yl; and

R⁴ is selected from: H, 2,3-difluorophenyl, 2,4-difluorophenyl, 2-amino-2-oxoethoxy, 2-cyanoethyl, 2-ethoxyethylthio, 2-fluoro-4-methoxyphenyl, 2-fluoro-4-methylphenyl, 2-fluorophenyl, 2-hydroxyethyl, 2-hydroxyethylthio, 2-methoxyethyl, 2-methoxyethylthio, 3,4-difluorophenyl, 3,4-dihydroxybutyl, 3-chloro-2-fluorophenyl, 3-chlorophenyl, 3-fluoro-5-methoxyphenyl, 3-fluorophenyl, 3-hydroxypropyl, 3-methoxyphenyl, 4-chloro-2-fluorophenyl, 4-chloro-3-fluorophenyl, 4-chlorophenyl, 4-fluorophenyl, 4-hydroxyphenyl, 4-methoxyphenyl, cyanomethylthio, cyclopropyl, ethyl, isopropyl, methyl, methylthio, m-tolyl, n-propyl, phenyl, p-tolyl and trifluoromethyl.

25. The compound according to claim 1, selected from compounds of Formula II and pharmaceutically acceptable salts, solvates and hydrates thereof:



wherein:

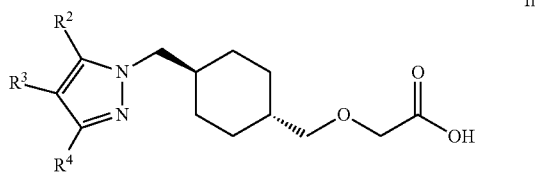
R² is selected from: H, C₁-C₆ alkoxy, C₁-C₆ alkyl, C₁-C₆ alkylsulfinyl, C₁-C₆ alkylsulfonyl, C₁-C₆ alkylthio, aryl

and C₃-C₇ cycloalkyl; wherein said C₁-C₆ alkoxy, C₁-C₆ alkyl, C₁-C₆ alkylsulfinyl, C₁-C₆ alkylsulfonyl, C₁-C₆ alkylthio, aryl and C₃-C₇ cycloalkyl are each optionally substituted with one or more groups selected from: C₁-C₆ alkoxy, C₁-C₆ alkyl, C₁-C₆ alkylsulfinyl, C₁-C₆ alkylsulfonyl, C₁-C₆ alkylthio, amino, carboxamide, cyano, halogen and hydroxy;

R³ is selected from: C₁-C₆ alkyl, aryl and heteroaryl; wherein said C₁-C₆ alkyl, aryl and heteroaryl are each optionally substituted with one or more groups selected from: C₁-C₆ alkoxy, C₁-C₆ alkyl, aryl, cyano, C₁-C₆ haloalkyl, halogen and hydroxy; and

R⁴ is selected from: H, C₁-C₆ alkoxy, C₁-C₆ alkyl, C₁-C₆ alkylthio, aryl and C₃-C₇ cycloalkyl; wherein said C₁-C₆ alkoxy, C₁-C₆ alkyl, C₁-C₆ alkylthio, aryl and C₃-C₇ cycloalkyl are each optionally substituted with one or more groups selected from: C₁-C₆ alkoxy, C₁-C₆ alkyl, carboxamide, cyano, halogen and hydroxy.

26. The compound according to claim 1, selected from compounds of Formula II and pharmaceutically acceptable salts, solvates and hydrates thereof:



wherein:

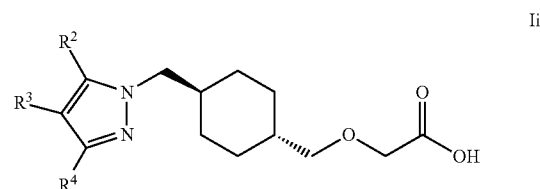
R² is selected from: H, 2-(methylsulfinyl)ethyl, 2-(methylsulfonyl)ethyl, 2-(methylthio)ethyl, 2,3-difluorophenyl, 2-aminoethylthio, 2-amino-2-oxoethoxy, 2-cyanoethyl, 2-ethoxyethylthio, 2-fluoro-4-methoxyphenyl, 2-fluorophenyl, 2-hydroxyethyl, 2-hydroxyethylsulfinyl, 2-hydroxyethylthio, 2-methoxyethyl, 2-methoxyethylthio, 3,4-difluorophenyl, 3,4-dihydroxybutyl, 3-chloro-2-fluorophenyl, 3-fluoro-5-methoxyphenyl, 3-fluorophenyl, 3-hydroxypropyl, 3-hydroxypropylthio, 3-methoxyphenyl, 4-chloro-3-fluorophenyl, 4-chlorophenyl, 4-fluorophenyl, 4-methoxyphenyl, cyanomethoxy, cyanomethylthio, cyclopropyl, ethoxy, ethyl, ethylthio, isopropyl, methyl, methylsulfinyl, methylsulfonyl, methylthio, m-tolyl, n-propyl, phenyl, p-tolyl and trifluoromethyl;

R³ is selected from: 2,3-difluorophenyl, 2,4-difluorophenyl, 2,5-difluorophenyl, 2-chlorophenyl, 2-fluoro-3-hydroxyphenyl, 2-fluoro-3-methoxyphenyl, 2-fluoro-3-methylphenyl, 2-fluoro-4-methylphenyl, 2-fluorophenyl, 2-methoxyphenyl, 2-methoxypyridin-4-yl, 3-(trifluoromethyl)phenyl, 3,4-difluorophenyl, 3-chloro-2-fluorophenyl, 3-chloro-4-fluorophenyl, 3-chlorophenyl, 3-fluoro-5-methoxyphenyl, 3-fluorophenyl, 3-hydroxyphenyl, 3-isopropoxyphenyl, 3-methoxyphenyl, 4-chlorophenyl, 4-fluorophenyl, 4-methoxyphenyl, 5-cyano-2-fluorophenyl, 5-fluoropyridin-3-yl, 5-methoxypyridin-3-yl, 5-methylthiophen-2-yl, 6-methoxypyridin-3-yl, benzhydryl, furan-2-yl, m-tolyl, phenyl, p-tolyl, thiophen-2-yl and thiophen-3-yl; and

R⁴ is selected from: H, 2,3-difluorophenyl, 2,4-difluorophenyl, 2-amino-2-oxoethoxy, 2-cyanoethyl, 2-ethoxyethylthio, 2-fluoro-4-methoxyphenyl,

2-fluoro-4-methylphenyl, 2-fluorophenyl, 2-hydroxyethyl, 2-hydroxyethylthio, 2-methoxyethyl, 2-methoxyethylthio, 3,4-difluorophenyl, 3,4-dihydroxybutyl, 3-chloro-2-fluorophenyl, 3-chlorophenyl, 3-fluoro-5-methoxyphenyl, 3-fluorophenyl, 3-hydroxypropyl, 3-methoxyphenyl, 4-chloro-2-fluorophenyl, 4-chloro-3-fluorophenyl, 4-chlorophenyl, 4-fluorophenyl, 4-hydroxyphenyl, 4-methoxyphenyl, cyanomethylthio, cyclopropyl, ethyl, isopropyl, methyl, methylthio, m-tolyl, n-propyl, phenyl, p-tolyl and trifluoromethyl.

27. The compound according to claim 1, selected from compounds of Formula II and pharmaceutically acceptable salts, solvates and hydrates thereof:



wherein:

R² and R³ together with the pyrazole ring to which they are both attached to form 4,5-dihydro-3H-benzo[e]indazol-3-yl or indeno[2,1-c]pyrazol-1(8H)-yl; and

R⁴ is selected from: H, 2,3-difluorophenyl, 2,4-difluorophenyl, 2-amino-2-oxoethoxy, 2-cyanoethyl, 2-ethoxyethylthio, 2-fluoro-4-methoxyphenyl, 2-fluorophenyl, 2-hydroxyethyl, 2-hydroxyethylthio, 2-methoxyethyl, 2-methoxyethylthio, 3,4-difluorophenyl, 3,4-dihydroxybutyl, 3-chloro-2-fluorophenyl, 3-chlorophenyl, 3-fluoro-5-methoxyphenyl, 3-fluorophenyl, 3-hydroxypropyl, 3-methoxyphenyl, 4-chloro-2-fluorophenyl, 4-chloro-3-fluorophenyl, 4-chlorophenyl, 4-fluorophenyl, 4-hydroxyphenyl, 4-methoxyphenyl, cyanomethylthio, cyclopropyl, ethyl, isopropyl, methyl, methylthio, m-tolyl, n-propyl, phenyl, p-tolyl and trifluoromethyl.

28. A compound according to claim 1 selected from the following compounds and pharmaceutically acceptable salts, solvates and hydrates thereof:

- 2-(((1r,4r)-4-((5-(4-fluorophenyl)-3-(methylthio)-4-phenyl-1H-pyrazol-1-yl)methyl)cyclohexyl)methoxy)acetic acid;
- 2-(((1r,4r)-4-((3-(4-fluorophenyl)-5-(methylthio)-4-phenyl-1H-pyrazol-1-yl)methyl)cyclohexyl)methoxy)acetic acid;
- 2-(((1s,4s)-4-(3,4-diphenyl-1H-pyrazol-1-yl)methyl)cyclohexyl)methoxy)acetic acid;
- 2-(((1r,4r)-4-((1-phenyl-4,5-dihydro-3H-benzo[e]indazol-3-yl)methyl)cyclohexyl)methoxy)acetic acid;
- 2-(((1r,4r)-4-((3-phenylindeno[2,1-c]pyrazol-1(8H)-yl)methyl)cyclohexyl)methoxy)acetic acid;
- 2-(((1r,4r)-4-((4-(3-methoxyphenyl)-3-methyl-5-phenyl-1H-pyrazol-1-yl)methyl)cyclohexyl)methoxy)acetic acid;
- 2-(((1r,4r)-4-(4-(3-methoxyphenyl)-5-methyl-3-phenyl-1H-pyrazol-1-yl)methyl)cyclohexyl)methoxy)acetic acid;
- 2-(((1r,4r)-4-(3,4-diphenyl-1H-pyrazol-1-yl)methyl)cyclohexyl)methoxy)acetic acid;

[illegible]

- 2-(((1s,4s)-4-((5-ethyl-4-(3-fluorophenyl)-3-phenyl-1H-pyrazol-1-yl)methyl)cyclohexyl)methoxy)acetic acid;
2-(((1s,4s)-4-((3-ethyl-4-(2-fluoro-3-methoxyphenyl)-5-phenyl-1H-pyrazol-1-yl)methyl)cyclohexyl)methoxy)acetic acid;
2-(((1s,4s)-4-((5-ethyl-4-(2-fluoro-3-methoxyphenyl)-3-phenyl-1H-pyrazol-1-yl)methyl)cyclohexyl)methoxy)acetic acid;
2-(((1s,4s)-4-((4-(2,3-difluorophenyl)-3-ethyl-5-phenyl-1H-pyrazol-1-yl)methyl)cyclohexyl)methoxy)acetic acid;
2-(((1s,4s)-4-((4-(2,3-difluorophenyl)-5-ethyl-3-phenyl-1H-pyrazol-1-yl)methyl)cyclohexyl)methoxy)acetic acid;
2-(((1s,4s)-4-((5-(methylthio)-3-phenyl-4-(thiophen-2-yl)-1H-pyrazol-1-yl)methyl)cyclohexyl)methoxy)acetic acid;
2-(((1s,4s)-4-((4-(furan-2-yl)-5-(methylthio)-3-phenyl-1H-pyrazol-1-yl)methyl)cyclohexyl)methoxy)acetic acid;
2-(((1s,4s)-4-((5-(methylthio)-3-phenyl-4-(thiophen-3-yl)-1H-pyrazol-1-yl)methyl)cyclohexyl)methoxy)acetic acid;
2-(((1s,4s)-4-((5-(methylthio)-4-(5-methylthiophen-2-yl)-3-phenyl-1H-pyrazol-1-yl)methyl)cyclohexyl)methoxy)acetic acid;
2-(((1s,4s)-4-((3-isopropyl-4,5-diphenyl-1H-pyrazol-1-yl)methyl)cyclohexyl)methoxy)acetic acid;
2-(((1s,4s)-4-((4-(3-fluorophenyl)-5-isopropyl-3-phenyl-1H-pyrazol-1-yl)methyl)cyclohexyl)methoxy)acetic acid;
2-(((1s,4s)-4-((4-(3-methoxyphenyl)-5-(methylsulfinyl)-3-phenyl-1H-pyrazol-1-yl)methyl)cyclohexyl)methoxy)acetic acid;
2-(((1s,4s)-4-((4-(3-chlorophenyl)-3-ethyl-5-phenyl-1H-pyrazol-1-yl)methyl)cyclohexyl)methoxy)acetic acid;
2-(((1s,4s)-4-((4-(3-chlorophenyl)-5-ethyl-3-phenyl-1H-pyrazol-1-yl)methyl)cyclohexyl)methoxy)acetic acid;
2-(((1s,4s)-4-((4-(2,3-difluorophenyl)-5-isopropyl-3-phenyl-1H-pyrazol-1-yl)methyl)cyclohexyl)methoxy)acetic acid;
2-(((1s,4s)-4-((5-(ethylthio)-4-(2-fluorophenyl)-3-phenyl-1H-pyrazol-1-yl)methyl)cyclohexyl)methoxy)acetic acid;
2-(((1s,4s)-4-((5-(ethylthio)-4-(3-fluoro-5-methoxyphenyl)-3-phenyl-1H-pyrazol-1-yl)methyl)cyclohexyl)methoxy)acetic acid;
2-(((1s,4s)-4-((5-cyclopropyl-4-(3-methoxyphenyl)-3-phenyl-1H-pyrazol-1-yl)methyl)cyclohexyl)methoxy)acetic acid;
2-(((1s,4s)-4-((3-cyclopropyl-4,5-diphenyl-1H-pyrazol-1-yl)methyl)cyclohexyl)methoxy)acetic acid;
2-(((1s,4s)-4-((5-cyclopropyl-3,4-diphenyl-1H-pyrazol-1-yl)methyl)cyclohexyl)methoxy)acetic acid;
2-(((1s,4s)-4-((3-isopropyl-4-(3-methoxyphenyl)-5-phenyl-1H-pyrazol-1-yl)methyl)cyclohexyl)methoxy)acetic acid;
2-(((1s,4s)-4-((4-(3-chlorophenyl)-3-isopropyl-5-phenyl-1H-pyrazol-1-yl)methyl)cyclohexyl)methoxy)acetic acid;
2-(((1s,4s)-4-((4-(2-fluoro-3-methoxyphenyl)-3-isopropyl-5-phenyl-1H-pyrazol-1-yl)methyl)cyclohexyl)methoxy)acetic acid;
2-(((1s,4s)-4-((5-cyclopropyl-4-(2-fluoro-3-methoxyphenyl)-3-phenyl-1H-pyrazol-1-yl)methyl)cyclohexyl)methoxy)acetic acid;
2-(((1s,4s)-4-((5-cyclopropyl-4-(2,3-difluorophenyl)-3-phenyl-1H-pyrazol-1-yl)methyl)cyclohexyl)methoxy)acetic acid;
2-(((1s,4s)-4-((5-isopropyl-4-(3-methoxyphenyl)-3-phenyl-1H-pyrazol-1-yl)methyl)cyclohexyl)methoxy)acetic acid;
2-(((1s,4s)-4-((4-(3-chlorophenyl)-5-isopropyl-3-phenyl-1H-pyrazol-1-yl)methyl)cyclohexyl)methoxy)acetic acid;
2-(((1s,4s)-4-((4-(2-fluoro-3-methoxyphenyl)-5-isopropyl-3-phenyl-1H-pyrazol-1-yl)methyl)cyclohexyl)methoxy)acetic acid;
methyl 2-(((1s,4s)-4-(5-(methylthio)-3,4-diphenyl-1H-pyrazol-1-yl)methyl)cyclohexyl)methoxy)acetate;
2-(((1s,4s)-4-((4-(3-chlorophenyl)-3-cyclopropyl-5-phenyl-1H-pyrazol-1-yl)methyl)cyclohexyl)methoxy)acetic acid;
2-(((1s,4s)-4-((4-(3-chlorophenyl)-5-cyclopropyl-3-phenyl-1H-pyrazol-1-yl)methyl)cyclohexyl)methoxy)acetic acid;
2-(((1s,4s)-4-((4-(3-fluoro-5-methylphenyl)-5-(methylthio)-3-phenyl-1H-pyrazol-1-yl)methyl)cyclohexyl)methoxy)acetic acid;
2-(((1s,4s)-4-((4-(5-fluoropyridin-3-yl)-5-(methylthio)-3-phenyl-1H-pyrazol-1-yl)methyl)cyclohexyl)methoxy)acetic acid;
methyl 2-(((1s,4s)-4-((4-(3-methoxyphenyl)-5-methyl-3-phenyl-1H-pyrazol-1-yl)methyl)cyclohexyl)methoxy)acetate;
2-(((1s,4s)-4-((3-(4-fluorophenyl)-5-methyl-4-phenyl-1H-pyrazol-1-yl)methyl)cyclohexyl)methoxy)acetic acid;
2-(((1s,4s)-4-((3-(4-chlorophenyl)-5-methyl-4-phenyl-1H-pyrazol-1-yl)methyl)cyclohexyl)methoxy)acetic acid;
2-(((1s,4s)-4-((5-methyl-4-phenyl-3-p-tolyl-1H-pyrazol-1-yl)methyl)cyclohexyl)methoxy)acetic acid;
2-(((1s,4s)-4-((3-(4-methoxyphenyl)-5-methyl-4-phenyl-1H-pyrazol-1-yl)methyl)cyclohexyl)methoxy)acetic acid;
2-(((1s,4s)-4-((3-(2,4-difluorophenyl)-5-methyl-4-phenyl-1H-pyrazol-1-yl)methyl)cyclohexyl)methoxy)acetic acid;
2-(((1s,4s)-4-((4-(2,3-difluorophenyl)-5-(ethylthio)-3-phenyl-1H-pyrazol-1-yl)methyl)cyclohexyl)methoxy)acetic acid;
2-(((1s,4s)-4-((3-(2-fluoro-4-methylphenyl)-5-methyl-4-phenyl-1H-pyrazol-1-yl)methyl)cyclohexyl)methoxy)acetic acid;
2-(((1s,4s)-4-((3-(4-chloro-2-fluorophenyl)-5-methyl-4-phenyl-1H-pyrazol-1-yl)methyl)cyclohexyl)methoxy)acetic acid;
2-(((1s,4s)-4-((3-(2-fluoro-4-methoxyphenyl)-5-methyl-4-phenyl-1H-pyrazol-1-yl)methyl)cyclohexyl)methoxy)acetic acid;
2-(((1s,4s)-4-((5-(2-hydroxyethylthio)-3,4-diphenyl-1H-pyrazol-1-yl)methyl)cyclohexyl)methoxy)acetic acid;
2-(((1s,4s)-4-((4-(5-fluoropyridin-3-yl)-5-methyl-3-phenyl-1H-pyrazol-1-yl)methyl)cyclohexyl)methoxy)acetic acid;

- 2-(((1s,4s)-4-((5-(ethylthio)-4-(5-fluoropyridin-3-yl)-3-phenyl-1H-pyrazol-1-yl)methyl)cyclohexyl)methoxy)acetic acid;
- 2-(((1s,4s)-4-((5-ethyl-4-(5-fluoropyridin-3-yl)-3-phenyl-1H-pyrazol-1-yl)methyl)cyclohexyl)methoxy)acetic acid;
- 2-(((1s,4s)-4-((1-phenyl-4,5-dihydro-3H-benzo[e]indazol-3-yl)methyl)cyclohexyl)methoxy)acetic acid;
- 2-(((1s,4s)-4-((3,4-diphenyl-5-(trifluoromethyl)-1H-pyrazol-1-yl)methyl)cyclohexyl)methoxy)acetic acid;
- 2-(((1s,4s)-4-((3-phenyl-4-p-tolyl-5-(trifluoromethyl)-1H-pyrazol-1-yl)methyl)cyclohexyl)methoxy)acetic acid;
- 2-(((1s,4s)-4-((4-(3-hydroxyphenyl)-5-methyl-3-phenyl-1H-pyrazol-1-yl)methyl)cyclohexyl)methoxy)acetic acid;
- 2-(((1s,4s)-4-((4-(3-methoxyphenyl)-5-phenyl-3-(trifluoromethyl)-1H-pyrazol-1-yl)methyl)cyclohexyl)methoxy)acetic acid;
- 2-(((1s,4s)-4-((4-(3-methoxyphenyl)-3-phenyl-5-(trifluoromethyl)-1H-pyrazol-1-yl)methyl)cyclohexyl)methoxy)acetic acid;
- 24(1R,4s)-4-((3-((S)-3,4-dihydroxybutyl)-4,5-diphenyl-1H-pyrazol-1-yl)methyl)cyclohexyl)methoxy)acetic acid;
- 2-(((1R,4s)-4-((5-((S)-3,4-dihydroxybutyl)-3,4-diphenyl-1H-pyrazol-1-yl)methyl)cyclohexyl)methoxy)acetic acid;
- 2-(((1R,4s)-4-((5-((S)-3,4-dihydroxybutyl)-4-(3-fluorophenyl)-3-phenyl-1H-pyrazol-1-yl)methyl)cyclohexyl)methoxy)acetic acid;
- 2-(((1R,4s)-4-((4-(3,4-difluorophenyl)-3-((S)-3,4-dihydroxybutyl)-5-phenyl-1H-pyrazol-1-yl)methyl)cyclohexyl)methoxy)acetic acid;
- 2-(((1R,4s)-4-((4-(3,4-difluorophenyl)-5-((S)-3,4-dihydroxybutyl)-3-phenyl-1H-pyrazol-1-yl)methyl)cyclohexyl)methoxy)acetic acid;
- 2-(((1R,4s)-4-((5-((S)-3,4-dihydroxybutyl)-4-(3-hydroxyphenyl)-3-phenyl-1H-pyrazol-1-yl)methyl)cyclohexyl)methoxy)acetic acid;
- 2-(((1R,4s)-4-((4-(3-chlorophenyl)-5-((S)-3,4-dihydroxybutyl)-3-phenyl-1H-pyrazol-1-yl)methyl)cyclohexyl)methoxy)acetic acid;
- 2-(((1s,4s)-4-((3-(4-chlorophenyl)-5-ethyl-4-phenyl-1H-pyrazol-1-yl)methyl)cyclohexyl)methoxy)acetic acid;
- 2-(((1s,4s)-4-((5-ethyl-3-(4-fluorophenyl)-4-phenyl-1H-pyrazol-1-yl)methyl)cyclohexyl)methoxy)acetic acid;
- 2-(((1s,4s)-4-((5-ethyl-3-(2-fluoro-4-methoxyphenyl)-4-phenyl-1H-pyrazol-1-yl)methyl)cyclohexyl)methoxy)acetic acid;
- 2-(((1s,4s)-4-((5-ethyl-3-(4-methoxyphenyl)-4-phenyl-1H-pyrazol-1-yl)methyl)cyclohexyl)methoxy)acetic acid;
- 2-(((1s,4s)-4-((5-ethyl-3-(2-fluoro-4-methylphenyl)-4-phenyl-1H-pyrazol-1-yl)methyl)cyclohexyl)methoxy)acetic acid;
- 2-(((1s,4s)-4-((5-ethyl-4-phenyl-3-p-tolyl-1H-pyrazol-1-yl)methyl)cyclohexyl)methoxy)acetic acid;
- 2-(((1S,4s)-4-((5-((R)-3,4-dihydroxybutyl)-4-(3-fluorophenyl)-3-phenyl-1H-pyrazol-1-yl)methyl)cyclohexyl)methoxy)acetic acid;
- 2-(((1S,4s)-4-((4-(3,4-difluorophenyl)-5-((R)-3,4-dihydroxybutyl)-3-phenyl-1H-pyrazol-1-yl)methyl)cyclohexyl)methoxy)acetic acid;
- 2-(((1S,4s)-4-((4-(3-chlorophenyl)-5-((R)-3,4-dihydroxybutyl)-3-phenyl-1H-pyrazol-1-yl)methyl)cyclohexyl)methoxy)acetic acid;
- 2-(((1s,4s)-4-((4-(3-chlorophenyl)-5-((R)-3,4-dihydroxybutyl)-3-phenyl-1H-pyrazol-1-yl)methyl)cyclohexyl)methoxy)acetic acid;
- 2-(((1s,4s)-4-((5-ethyl-4-(3-hydroxyphenyl)-3-phenyl-1H-pyrazol-1-yl)methyl)cyclohexyl)methoxy)acetic acid;
- 2-(((1s,4s)-4-((4-(3-hydroxyphenyl)-5-(methylthio)-3-phenyl-1H-pyrazol-1-yl)methyl)cyclohexyl)methoxy)acetic acid;
- 2-(((1s,4s)-4-((5-(ethylthio)-4-(2-fluoro-3-hydroxyphenyl)-3-phenyl-1H-pyrazol-1-yl)methyl)cyclohexyl)methoxy)acetic acid;
- 2-(((1s,4s)-4-((5-ethyl-3-(4-hydroxyphenyl)-4-phenyl-1H-pyrazol-1-yl)methyl)cyclohexyl)methoxy)acetic acid;
- 2-(((1s,4s)-4-((3-(4-chloro-3-fluorophenyl)-5-ethyl-4-phenyl-1H-pyrazol-1-yl)methyl)cyclohexyl)methoxy)acetic acid;
- 2-(((1s,4s)-4-((5-(ethylthio)-4-(3-hydroxyphenyl)-3-phenyl-1H-pyrazol-1-yl)methyl)cyclohexyl)methoxy)acetic acid;
- 2-(((1s,4s)-4-((5-(2-methoxyethyl)-3,4-diphenyl-1H-pyrazol-1-yl)methyl)cyclohexyl)methoxy)acetic acid;
- 2-(((1s,4s)-4-((5-(2-methoxyethyl)-4-(3-methoxyphenyl)-3-phenyl-1H-pyrazol-1-yl)methyl)cyclohexyl)methoxy)acetic acid;
- 2-(((1s,4s)-4-((4-(3-hydroxyphenyl)-5-(2-methoxyethyl)-3-phenyl-1H-pyrazol-1-yl)methyl)cyclohexyl)methoxy)acetic acid;
- 2-(((1s,4s)-4-((5-(2-methoxyethyl)-4-(6-methoxypyridin-3-yl)-3-phenyl-1H-pyrazol-1-yl)methyl)cyclohexyl)methoxy)acetic acid;
- 2-(((1s,4s)-4-((4-(2-fluoro-3-hydroxyphenyl)-5-(2-methoxyethyl)-3-phenyl-1H-pyrazol-1-yl)methyl)cyclohexyl)methoxy)acetic acid;
- 2-(((1s,4s)-4-((3-(cyanomethylthio)-4,5-diphenyl-1H-pyrazol-1-yl)methyl)cyclohexyl)methoxy)acetic acid;
- 2-(((1s,4s)-4-((5-(cyanomethylthio)-3,4-diphenyl-1H-pyrazol-1-yl)methyl)cyclohexyl)methoxy)acetic acid;
- 2-(((1s,4s)-4-((3-(2-ethoxyethylthio)-4,5-diphenyl-1H-pyrazol-1-yl)methyl)cyclohexyl)methoxy)acetic acid;
- 2-(((1s,4s)-4-((5-(2-ethoxyethylthio)-3,4-diphenyl-1H-pyrazol-1-yl)methyl)cyclohexyl)methoxy)acetic acid;
- 2-(((1s,4s)-4-((5-(3-hydroxypropylthio)-3,4-diphenyl-1H-pyrazol-1-yl)methyl)cyclohexyl)methoxy)acetic acid;
- 2-(((1s,4s)-4-((3-(2-methoxyethylthio)-4,5-diphenyl-1H-pyrazol-1-yl)methyl)cyclohexyl)methoxy)acetic acid;
- 2-(((1s,4s)-4-((5-(2-methoxyethylthio)-3,4-diphenyl-1H-pyrazol-1-yl)methyl)cyclohexyl)methoxy)acetic acid;
- 2-(((1s,4s)-4-((4-(2,3-difluorophenyl)-5-(2-methoxyethyl)-3-phenyl-1H-pyrazol-1-yl)methyl)cyclohexyl)methoxy)acetic acid;
- 2-(((1s,4s)-4-((4-(3-chloro-2-fluorophenyl)-5-(2-methoxyethyl)-3-phenyl-1H-pyrazol-1-yl)methyl)cyclohexyl)methoxy)acetic acid;
- 2-(((1s,4s)-4-((4-(2-fluoro-3-methylphenyl)-5-(2-methoxyethyl)-3-phenyl-1H-pyrazol-1-yl)methyl)cyclohexyl)methoxy)acetic acid;
- 2-(((1s,4s)-4-((5-(2-methoxyethyl)-3-phenyl-4-m-tolyl-1H-pyrazol-1-yl)methyl)cyclohexyl)methoxy)acetic acid;

- 2-(((1s,4s)-4-((3-(2-fluoro-4-methylphenyl)-4-phenyl-5-propyl-1H-pyrazol-1-yl)methyl)cyclohexyl)methoxy)acetic acid;
- 2-(((1s,4s)-4-((4-(3-chlorophenyl)-5-(2-(methylthio)ethyl)-3-phenyl-1H-pyrazol-1-yl)methyl)cyclohexyl)methoxy)acetic acid;
- 2-(((1s,4s)-4-((5-(2-(methylthio)ethyl)-3,4-diphenyl-1H-pyrazol-1-yl)methyl)cyclohexyl)methoxy)acetic acid;
- 2-(((1s,4s)-4-((5-(2-fluoro-4-methylphenyl)-3-(2-methoxyethyl)-4-phenyl-1H-pyrazol-1-yl)methyl)cyclohexyl)methoxy)acetic acid;
- 2-(((1s,4s)-4-((3-(2-fluoro-4-methylphenyl)-5-(2-methoxyethyl)-4-phenyl-1H-pyrazol-1-yl)methyl)cyclohexyl)methoxy)acetic acid;
- 2-(((1s,4s)-4-((4-(2-fluoro-4-methylphenyl)-5-(2-methoxyethyl)-3-phenyl-1H-pyrazol-1-yl)methyl)cyclohexyl)methoxy)acetic acid;
- 2-(((1s,4s)-4-((4-(2-fluoro-4-methylphenyl)-5-(2-(methylthio)ethyl)-3-phenyl-1H-pyrazol-1-yl)methyl)cyclohexyl)methoxy)acetic acid;
- 2-(((1s,4s)-4-((4-(3-methoxyphenyl)-5-(2-(methylthio)ethyl)-3-phenyl-1H-pyrazol-1-yl)methyl)cyclohexyl)methoxy)acetic acid;
- 2-(((1s,4s)-4-((4-(2,3-difluorophenyl)-5-(2-(methylthio)ethyl)-3-phenyl-1H-pyrazol-1-yl)methyl)cyclohexyl)methoxy)acetic acid;
- 2-(((1r,4r)-4-((3-(cyanomethylthio)-4-(3-methoxyphenyl)-5-phenyl-1H-pyrazol-1-yl)methyl)cyclohexyl)methoxy)acetic acid;
- 2-(((1s,4s)-4-((5-(cyanomethylthio)-4-(3-methoxyphenyl)-3-phenyl-1H-pyrazol-1-yl)methyl)cyclohexyl)methoxy)acetic acid;
- 2-(((1s,4s)-4-((3-(2-methoxyethyl)-5-(3-methoxyphenyl)-4-phenyl-1H-pyrazol-1-yl)methyl)cyclohexyl)methoxy)acetic acid;
- 2-(((1s,4s)-4-((5-(2-methoxyethyl)-3-(3-methoxyphenyl)-4-phenyl-1H-pyrazol-1-yl)methyl)cyclohexyl)methoxy)acetic acid;
- 2-(((1s,4s)-4-((4-(3-chloro-2-fluorophenyl)-5-(2-(methylsulfonyl)ethyl)-3-phenyl-1H-pyrazol-1-yl)methyl)cyclohexyl)methoxy)acetic acid;
- 2-(((1s,4s)-4-((5-(2-aminoethylthio)-4-phenyl-3-p-tolyl-1H-pyrazol-1-yl)methyl)cyclohexyl)methoxy)acetic acid;
- 2-(((1s,4s)-4-((5-(2-hydroxyethyl)-3,4-diphenyl-1H-pyrazol-1-yl)methyl)cyclohexyl)methoxy)acetic acid;
- 2-(((1s,4s)-4-((5-(2-hydroxyethyl)-4-(3-methoxyphenyl)-3-phenyl-1H-pyrazol-1-yl)methyl)cyclohexyl)methoxy)acetic acid;
- 2-(((1s,4s)-4-((4-(2,3-difluorophenyl)-5-(2-hydroxyethyl)-3-phenyl-1H-pyrazol-1-yl)methyl)cyclohexyl)methoxy)acetic acid;
- 2-(((1s,4s)-4-((4-(3-fluorophenyl)-5-(2-hydroxyethyl)-3-phenyl-1H-pyrazol-1-yl)methyl)cyclohexyl)methoxy)acetic acid;
- 2-(((1s,4s)-4-((3-(4-fluorophenyl)-5-(2-hydroxyethylthio)-4-phenyl-1H-pyrazol-1-yl)methyl)cyclohexyl)methoxy)acetic acid;
- 2-(((1s,4s)-4-((5-(4-fluorophenyl)-3-(2-hydroxyethylthio)-4-phenyl-1H-pyrazol-1-yl)methyl)cyclohexyl)methoxy)acetic acid;
- 2-(((1s,4s)-4-((5-(cyanomethylthio)-4-phenyl-3-p-tolyl-1H-pyrazol-1-yl)methyl)cyclohexyl)methoxy)acetic acid;
- 2-(((1s,4s)-4-((5-(cyanomethylthio)-3-(4-fluorophenyl)-4-phenyl-1H-pyrazol-1-yl)methyl)cyclohexyl)methoxy)acetic acid;
- 2-(((1s,4s)-4-((3-(2-cyanoethyl)-4,5-diphenyl-1H-pyrazol-1-yl)methyl)cyclohexyl)methoxy)acetic acid;
- 2-(((1s,4s)-4-((5-(2-cyanoethyl)-3,4-diphenyl-1H-pyrazol-1-yl)methyl)cyclohexyl)methoxy)acetic acid;
- 2-(((1s,4s)-4-((3-(2-cyanoethyl)-4-(3-methoxyphenyl)-5-phenyl-1H-pyrazol-1-yl)methyl)cyclohexyl)methoxy)acetic acid;
- 2-(((1s,4s)-4-((5-(2-cyanoethyl)-4-(3-methoxyphenyl)-3-phenyl-1H-pyrazol-1-yl)methyl)cyclohexyl)methoxy)acetic acid;
- 2-(((1s,4s)-4-((5-(2-cyanoethyl)-4-(3-hydroxyphenyl)-3-phenyl-1H-pyrazol-1-yl)methyl)cyclohexyl)methoxy)acetic acid;
- 2-(((1s,4s)-4-((4-(3-chlorophenyl)-3-(2-cyanoethyl)-5-phenyl-1H-pyrazol-1-yl)methyl)cyclohexyl)methoxy)acetic acid;
- 2-(((1s,4s)-4-((4-(3-chlorophenyl)-5-(2-cyanoethyl)-3-phenyl-1H-pyrazol-1-yl)methyl)cyclohexyl)methoxy)acetic acid;
- 2-(((1s,4s)-4-((3-(2-cyanoethyl)-4-(3-fluorophenyl)-5-phenyl-1H-pyrazol-1-yl)methyl)cyclohexyl)methoxy)acetic acid;
- 2-(((1s,4s)-4-((5-(2-cyanoethyl)-4-(3-fluorophenyl)-3-phenyl-1H-pyrazol-1-yl)methyl)cyclohexyl)methoxy)acetic acid;
- 2-(((1s,4s)-4-((3-(2-cyanoethyl)-4-(3-hydroxyphenyl)-5-phenyl-1H-pyrazol-1-yl)methyl)cyclohexyl)methoxy)acetic acid;
- 2-(((1s,4s)-4-((4-(3-chloro-2-fluorophenyl)-3-(2-cyanoethyl)-5-phenyl-1H-pyrazol-1-yl)methyl)cyclohexyl)methoxy)acetic acid;
- 2-(((1s,4s)-4-((4-(3-chloro-2-fluorophenyl)-5-(2-cyanoethyl)-3-phenyl-1H-pyrazol-1-yl)methyl)cyclohexyl)methoxy)acetic acid;
- 2-(((1s,4s)-4-((5-(3-hydroxypropyl)-3,4-diphenyl-1H-pyrazol-1-yl)methyl)cyclohexyl)methoxy)acetic acid;
- 2-(((1s,4s)-4-((5-(3-hydroxypropyl)-4-(3-methoxyphenyl)-3-phenyl-1H-pyrazol-1-yl)methyl)cyclohexyl)methoxy)acetic acid;
- 2-(((1s,4s)-4-((4-(2,3-difluorophenyl)-5-(3-hydroxypropyl)-3-phenyl-1H-pyrazol-1-yl)methyl)cyclohexyl)methoxy)acetic acid;
- 2-(((1s,4s)-4-((4-(3-fluorophenyl)-5-(3-hydroxypropyl)-3-phenyl-1H-pyrazol-1-yl)methyl)cyclohexyl)methoxy)acetic acid;
- 2-(((1s,4s)-4-((4-(3-chlorophenyl)-5-(cyanomethylthio)-3-phenyl-1H-pyrazol-1-yl)methyl)cyclohexyl)methoxy)acetic acid;
- 2-(((1s,4s)-4-((4-(3-chloro-2-fluorophenyl)-5-(2-hydroxyethyl)-3-phenyl-1H-pyrazol-1-yl)methyl)cyclohexyl)methoxy)acetic acid;
- 2-(((1r,4r)-4-((3-(2-amino-2-oxoethoxy)-4-(3-methoxyphenyl)-5-phenyl-1H-pyrazol-1-yl)methyl)cyclohexyl)methoxy)acetic acid;
- 2-(((1s,4s)-4-((5-(2-amino-2-oxoethoxy)-4-(3-methoxyphenyl)-3-phenyl-1H-pyrazol-1-yl)methyl)cyclohexyl)methoxy)acetic acid;
- 2-(((1r,4r)-4-((3-(2-amino-2-oxoethoxy)-4-(2-fluoro-3-methoxyphenyl)-5-phenyl-1H-pyrazol-1-yl)methyl)cyclohexyl)methoxy)acetic acid;

2-(((1s,4s)-4-((5-(2-amino-2-oxoethoxy)-4-(2-fluoro-3-methoxyphenyl)-3-phenyl-1H-pyrazol-1-yl)methyl)cyclohexyl)methoxy)acetic acid;
 2-(((1s,4s)-4-((4-(3-chloro-2-fluorophenyl)-5-(3-hydroxypropyl)-3-phenyl-1H-pyrazol-1-yl)methyl)cyclohexyl)methoxy)acetic acid;
 2-(((1s,4s)-4-((4-(3-chlorophenyl)-5-(3-hydroxypropyl)-3-phenyl-1H-pyrazol-1-yl)methyl)cyclohexyl)methoxy)acetic acid; and
 2-(((1s,4s)-4-((5-(cyanomethoxy)-4-(3-methoxyphenyl)-3-phenyl-1H-pyrazol-1-yl)methyl)cyclohexyl)methoxy)acetic acid.

29. A compound according to claim **1** selected from the following compounds and pharmaceutically acceptable salts, solvates and hydrates thereof:

2-(((1s,4s)-4-((3-(3,4-difluorophenyl)-5-ethyl-4-phenyl-1H-pyrazol-1-yl)methyl)cyclohexyl)methoxy)acetic acid;
 2-(((1s,4s)-4-((5-(2-fluoro-4-methylphenyl)-3-(2-hydroxyethyl)-4-phenyl-1H-pyrazol-1-yl)methyl)cyclohexyl)methoxy)acetic acid;
 2-(((1s,4s)-4-((5-(2-fluoro-4-methylphenyl)-3-methyl-4-phenyl-1H-pyrazol-1-yl)methyl)cyclohexyl)methoxy)acetic acid;
 2-(((1s,4s)-4-((3-(2-fluoro-4-methylphenyl)-5-(2-hydroxyethyl)-4-phenyl-1H-pyrazol-1-yl)methyl)cyclohexyl)methoxy)acetic acid;
 2-(((1s,4s)-4-((5-(3-hydroxypropyl)-4-phenyl-3-p-tolyl-1H-pyrazol-1-yl)methyl)cyclohexyl)methoxy)acetic acid;
 2-(((1s,4s)-4-((3-(3-hydroxypropyl)-4-phenyl-5-p-tolyl-1H-pyrazol-1-yl)methyl)cyclohexyl)methoxy)acetic acid;
 2-(((1s,4s)-4-((5-(2-(methylsulfonyl)ethyl)-4-phenyl-3-p-tolyl-1H-pyrazol-1-yl)methyl)cyclohexyl)methoxy)acetic acid;
 2-(((1s,4s)-4-((3-(2-fluoro-4-methylphenyl)-5-(2-(methylsulfonyl)ethyl)-4-phenyl-1H-pyrazol-1-yl)methyl)cyclohexyl)methoxy)acetic acid;
 2-(((1s,4s)-4-((5-(2-hydroxyethyl)-4-phenyl-3-p-tolyl-1H-pyrazol-1-yl)methyl)cyclohexyl)methoxy)acetic acid; and
 2-(((1s,4s)-4-((1-p-tolyl-4,5-dihydro-3H-benzo[e]indazol-3-yl)methyl)cyclohexyl)methoxy)acetic acid.

30. A pharmaceutical composition comprising a compound according to claim **1** and a pharmaceutically acceptable carrier.

31. A method of modulating the activity of a PGI₂ receptor by contacting the receptor with a compound according to claim **1** or a pharmaceutical composition according to claim **30**.

32. A method of agonizing a PGI₂ receptor by contacting the receptor with a compound according to claim **1** or a pharmaceutical composition according to claim **30**.

33. A method for the treatment of a PGI₂ receptor mediated disorder in an individual, comprising administering to said individual in need thereof, a therapeutically effective amount of a compound according to claim **1** or a pharmaceutical composition according to claim **30**.

34. A method for the treatment of PAH in an individual, comprising administering to said individual in need thereof, a therapeutically effective amount of a compound according to claim **1** or a pharmaceutical composition according to claim **30**.

35. The method according to claim **34**, wherein said PAH is selected from:

idiopathic PAH;

familial PAH;

PAH associated with a collagen vascular disease selected from: scleroderma, CREST syndrome, systemic lupus erythematosus (SLE), rheumatoid arthritis, Takayasu's arteritis, polymyositis, and dermatomyositis;

PAH associated with a congenital heart disease selected from: atrial septic defect (ASD), ventricular septic defect (VSD) and patent ductus arteriosus in an individual;

PAH associated with portal hypertension;

PAH associated with HIV infection;

PAH associated with ingestion of a drug or toxin;

PAH associated with hereditary hemorrhagic telangiectasia;

PAH associated with splenectomy;

PAH associated with significant venous or capillary involvement;

PAH associated with pulmonary veno-occlusive disease (PVOD); and

PAH associated with pulmonary capillary hemangiomatosis (PCH) in an individual.

36. A method for the treatment of a disorder selected from: platelet aggregation, coronary artery disease, myocardial infarction, transient ischemic attack, angina, stroke, ischemia-reperfusion injury, restenosis, atrial fibrillation, blood clot formation, atherosclerosis, atherothrombosis, asthma, a symptom of asthma, a diabetic-related disorder, diabetic peripheral neuropathy, diabetic nephropathy, diabetic retinopathy, glaucoma or other disease of the eye with abnormal intraocular pressure, hypertension, inflammation, psoriasis, psoriatic arthritis, rheumatoid arthritis, Crohn's disease, transplant rejection, multiple sclerosis, systemic lupus erythematosus (SLE), ulcerative colitis, ischemia-reperfusion injury, restenosis, atherosclerosis, acne, type 1 diabetes, type 2 diabetes, sepsis and chronic obstructive pulmonary disorder (COPD) in an individual, comprising administering to said individual in need thereof, a therapeutically effective amount of a compound according to claim **1** or a pharmaceutical composition according to claim **30**.

37-49. (canceled)

50. A process for preparing a composition comprising admixing a compound according to claim **1** and a pharmaceutically acceptable carrier.

51. A compound according to claim **1** selected from the following compound and pharmaceutically acceptable salts, solvates and hydrates thereof: 2-(((1s,4s)-4-((4-(3-methoxyphenyl)-5-methyl-3-phenyl-1H-pyrazol-1-yl)methyl)cyclohexyl)methoxy)acetic acid.

52. A compound according to claim **1** selected from the following compound and pharmaceutically acceptable salts, solvates and hydrates thereof: 2-(((1s,4s)-4-((4-(3-methoxyphenyl)-5-(methylthio)-3-phenyl-1H-pyrazol-1-yl)methyl)cyclohexyl)methoxy)acetic acid.

53. A compound according to claim **1** selected from the following compound and pharmaceutically acceptable salts, solvates and hydrates thereof: 2-(((1s,4s)-4-((5-(methylthio)-3,4-diphenyl-1H-pyrazol-1-yl)methyl)cyclohexyl)methoxy)acetic acid.

54. A compound according to claim **1** selected from the following compound and pharmaceutically acceptable salts, solvates and hydrates thereof: 2-(((1s,4s)-4-((4-(3-chlo-

rophenyl)-5-(methylthio)-3-phenyl-1H-pyrazol-1-yl)methyl)cyclohexyl)methoxy)acetic acid.

55. A compound according to claim 1 selected from the following compound and pharmaceutically acceptable salts, solvates and hydrates thereof: 2-(((1s,4s)-4-((5-ethyl-4-(3-methoxyphenyl)-3-phenyl-1H-pyrazol-1-yl)methyl)cyclohexyl)methoxy)acetic acid.

56. A compound according to claim 1 selected from the following compound and pharmaceutically acceptable salts, solvates and hydrates thereof: 2-(((1s,4s)-4-((5-(methylthio)-4-(5-methylthiophen-2-yl)-3-phenyl-1H-pyrazol-1-yl)methyl)cyclohexyl)methoxy)acetic acid.

57. A compound according to claim 1 selected from the following compound and pharmaceutically acceptable salts, solvates and hydrates thereof: 2-(((1s,4s)-4-(3-(2-fluoro-4-methylphenyl)-5-methyl-4-phenyl-1H-pyrazol-1-yl)methyl)cyclohexyl)methoxy)acetic acid.

58. A compound according to claim 1 selected from the following compound and pharmaceutically acceptable salts, solvates and hydrates thereof: 2-(((1s,4s)-4-((3-(4-chloro-2-fluorophenyl)-5-methyl-4-phenyl-1H-pyrazol-1-yl)methyl)cyclohexyl)methoxy)acetic acid.

59. A compound according to claim 1 selected from the following compound and pharmaceutically acceptable salts, solvates and hydrates thereof: 2-(((1s,4s)-4-((5-(2-hydroxyethylthio)-3,4-diphenyl-1H-pyrazol-1-yl)methyl)cyclohexyl)methoxy)acetic acid.

60. A compound according to claim 1 selected from the following compound and pharmaceutically acceptable salts, solvates and hydrates thereof: 2-(((1s,4s)-4-(3-(4-fluorophenyl)-5-(2-hydroxyethylthio)-4-phenyl-1H-pyrazol-1-yl)methyl)cyclohexyl)methoxy)acetic acid.

* * * * *