T. S. HARPER.

COMBINED UNDERSHIRT AND SUSPENSORY.

APPLICATION FILED AUG. 5, 1909.

1,016,625. Patented Feb. 6, 1912.

Fig. 1.

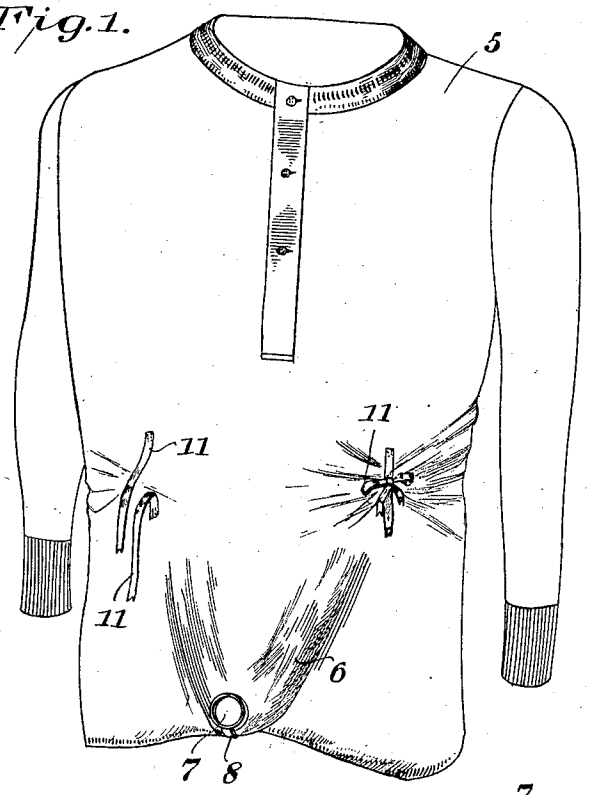

Fig. 2.

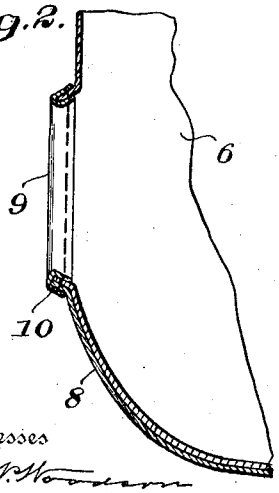

Fig. 3.

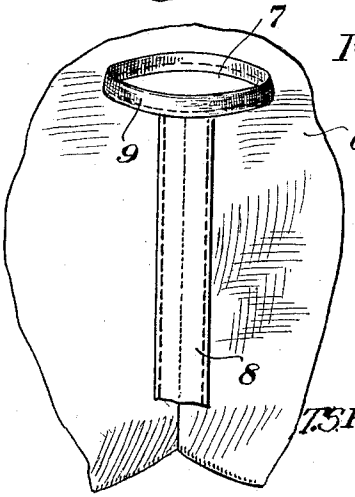

Witnesses

W. N. Harper

Cora M. Handy.

Inventor

T. S. Harper,

By Wm. Harper. Attorneys

COLUMBIA PLANOGRAPH CO., WASHINGTON, D. C.

UNITED STATES PATENT OFFICE.

THOMAS S. HARPER, OF KINGS PARK, NEW YORK.

COMBINED UNDERSHIRT AND SUSPENSORY.

1,016,625. Specification of Letters Patent. Patented Feb. 6, 1912.

Application filed August 5, 1909. Serial No. 511,470.

To all whom it may concern:

Be it known that I, THOMAS S. HARPER, citizen of the United States, residing at Kings Park, Long Island, in the county of Suffolk and State of New York, have invented certain new and useful Improvements in Combined Undershirts and Suspensories, of which the following is a specification.

This invention relates to suspensories and more particularly to a combined under-shirt and suspensory.

The object of the invention is to provide an under-shirt, the lower portion of which is provided with a pocket adapted to receive the scrotum, thus to support the testes without the necessity of employing the usual separate bandage for this purpose.

A further object is to provide an under-shirt having adjusting straps or tapes secured thereto so that the under-shirt may be drawn snugly around the scrotum at said pocket and thus assist in supporting the weight of the testes.

A still further object of the invention is generally to improve this class of devices so as to increase their utility and efficiency.

Further objects and advantages will appear in the following description, it being understood that various changes in form, proportions and minor details of construction may be resorted to within the scope of the appended claim.

For a full understanding of the invention, reference is to be had to the following description and accompanying drawings, in which:

Figure 1 is a perspective view of a combined under-shirt and suspensory constructed in accordance with my invention. Fig. 2 is an enlarged vertical sectional view of the lower portion of the under-shirt. Fig. 3 is a detail perspective view of the lower portion of the pocket.

Corresponding and like parts are referred to in the following description and indicated in all the views of the drawings by the same reference characters.

In the accompanying drawings, 5 indicates the under-shirt, the upper portion of which is of ordinary construction while the lower portion thereof is cut or severed at the front wall of the shirt and the material drawn together and stitched or otherwise fastened to produce a pocket 6 adapted to receive the scrotum. An opening 7 is formed in the front wall of the pocket 6 for the reception of the penis, thus to permit the wearer to conveniently answer calls of nature.

The cut or severed edges of the under-shirt are preferably united by one or more rows of stitching, there being a reinforcing gore or tape 8 secured to the outer face of the under-shirt at said row of stitching in order to assist in preventing accidental tearing of the fabric. The walls of the opening 7 are also preferably reinforced and strengthened by a strip or tape 9 which latter is secured to the interior and exterior face of the fabric at said opening as best shown in Fig. 2 of the drawings.

It will here be noted that the reinforcing strip or gore 8 intersects the opening 7 while the upper end of the strip 8 is extended between the outer flange 10 of the reinforcing strip 9 and the adjacent portion of the under-shirt, and to which it is secured by a row of stitching, thus to assist in anchoring the strip 8 and also to assist in reinforcing and strengthening the pocket at the point subjected to the most wear.

Secured in any suitable manner to the front of the under-shirt above the pocket 6, are a plurality of sets of vertically disposed and vertically spaced adjusting straps or tapes 11, the purpose of which is to draw the under-shirt snugly around the scrotum and assist in supporting the weight of the testes.

It will be here noted that one set of the attaching straps or tapes is disposed on each side of the pocket 6 at approximately the waist line so that when the straps or tapes are adjusted, not only will an upward longitudinal pull be exerted on the walls of the pocket 6, but a slight lateral pull will be exerted at the waist line so as to prevent "creeping" or upward movement of the under-shirt.

It will be seen that the tapes are attached to the undershirt above the uppermost portion of the pocket formed for the reception of the scrotum and at the intersection of the waist line of the shirt with the upwardly and laterally extending side margins of the pocket, said tapes being thereby located at the intersection of the waist line of the wearer with the lines of the groin. Thus the strain on the shirt caused by the weight of the testes, scrotum, etc. is entirely supported by means of the tapes.

The weight is distributed laterally to the tapes and because of the contraction of the shirt caused by tying up the tapes the weight is distributed around the waist of the shirt and upon the hips of the wearer.

Having thus described the invention, what is claimed as new is:

An undershirt having the lower margin of its front severed and the edges of the material drawn together to form a permanent upwardly widening pocket, in one piece with the front of the shirt, the bottom of the pocket extending out at right angles to the shirt and adapted to receive the scrotum, said pocket having a reinforced opening adjacent to the bottom of the pocket to accommodate the penis, and pairs of tapes, the tapes of each pair being vertically spaced from each other, said tapes being attached to the undershirt above the uppermost portion of the pocket at the intersection of the waist line of the shirt with the upwardly and laterally extending side margins of the pocket, where said pocket merges into the general plane of the shirt, said tapes being thereby located at the intersection of the waist line of the wearer with the lines of the groin, said tapes being adapted, by reason of their being vertically spaced from each other, to be tied and thereby exert an upward pull upon the lateral margins of the pocket.

In testimony whereof I affix my signature in presence of two witnesses.

THOMAS S. HARPER. [L. S.]

Witnesses:

JOHN F. KELLY,

H. A. FRIEDMANN.

Copies of this patent may be obtained for five cents each, by addressing the "Commissioner of Patents, Washington, D. C."