



US00D690688S

(12) **United States Design Patent**
Bau

(10) **Patent No.:** **US D690,688 S**

(45) **Date of Patent:** **** Oct. 1, 2013**

- (54) **PROTECTIVE CASING FOR PORTABLE HANDHELD ELECTRONIC DEVICE**
- (75) Inventor: **Chi Yun Steven Bau**, Hong Kong (HK)
- (73) Assignee: **SwitchEasy Limited**, Hong Kong (HK)
- (**) Term: **14 Years**
- (21) Appl. No.: **29/382,731**
- (22) Filed: **Jan. 6, 2011**

| | | | | |
|--------------|---------|-------------------|-------|------------|
| D609,671 S * | 2/2010 | Su et al. | | D14/138 AA |
| D609,685 S * | 2/2010 | Lin | | D14/138 AC |
| D644,218 S * | 8/2011 | Akana et al. | | D14/341 |
| D644,636 S * | 9/2011 | Richardson et al. | | D14/250 |
| D647,892 S * | 11/2011 | Ragde, Jr. | | D14/238.1 |
| D655,281 S * | 3/2012 | Turocy | | D14/250 |

OTHER PUBLICATIONS

Trim for iPhone 4/iPhone 4S. [online] Retrieved online Sep. 5, 2012 from URL: <http://www.switcheasy.com/product/TRIM_iPhone4>.*

* cited by examiner

Primary Examiner — Susan Bennett Hattan
Assistant Examiner — Vy Koenig
(74) *Attorney, Agent, or Firm* — Sughrue Mion, PLLC

- (30) **Foreign Application Priority Data**
- Sep. 21, 2010 (HK) 1001712.3M002
- (51) **LOC (9) Cl.** **14-03**
- (52) **U.S. Cl.**
- USPC **D14/250**

(57) **CLAIM**
The ornamental design for a protective casing for portable handheld electronic device, as shown and described.

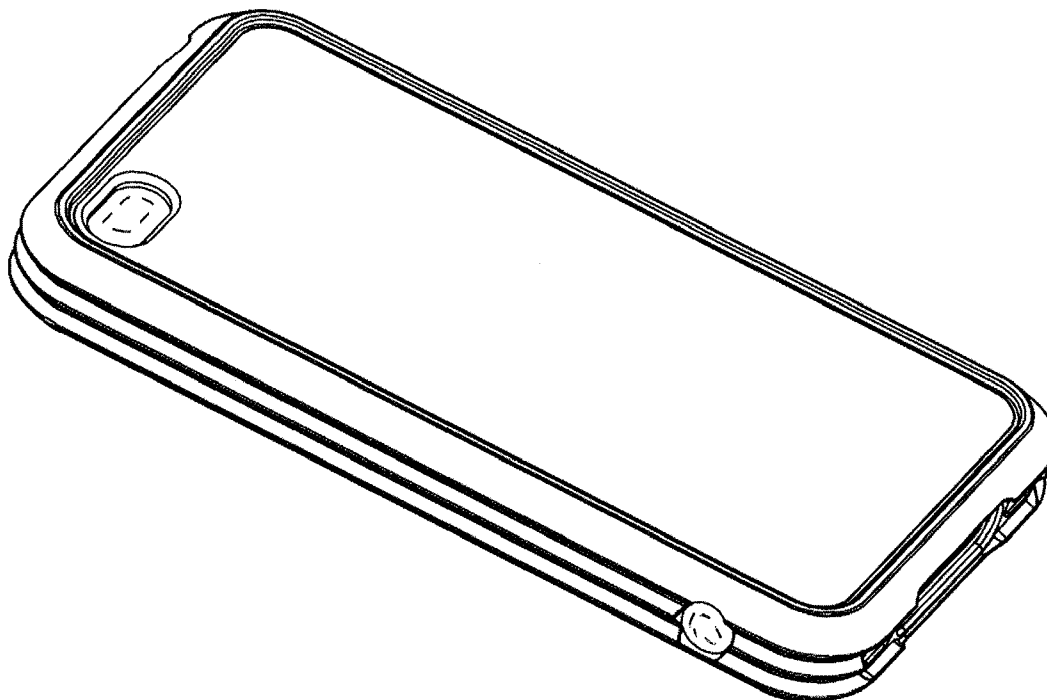
- (58) **Field of Classification Search**
- USPC D14/248, 250–253, 440, 203.1–203.7, D14/217–218, 496, 137–138 AA, 138 G, D14/168, 474; D3/201, 218, 269, 301, 273, D3/303, 103, 247; D13/103, 107, 108, 119; D6/407; D21/333; 220/4.02; 361/679.56, 361/679.55, 679.01; 379/426, 433.11, 455; 455/575.1, 575.8; 190/100; 206/305, 320
- See application file for complete search history.

DESCRIPTION

FIG. 1 is a front perspective view of the protective casing for portable handheld electronic device;
FIG. 2 is a rear perspective view thereof;
FIG. 3 is a front elevation view thereof;
FIG. 4 is a rear elevation view thereof;
FIG. 5 is a right elevation view thereof;
FIG. 6 is a left elevation view thereof;
FIG. 7 is a top plan view thereof; and,
FIG. 8 is a bottom plan view thereof.
The broken lines in the figures depict boundaries of the claim and form no part of the claimed design.

- (56) **References Cited**
- U.S. PATENT DOCUMENTS
- D601,992 S * 10/2009 Choi et al. D14/138 AB
- D604,716 S * 11/2009 Oh et al. D14/203.7

1 Claim, 6 Drawing Sheets



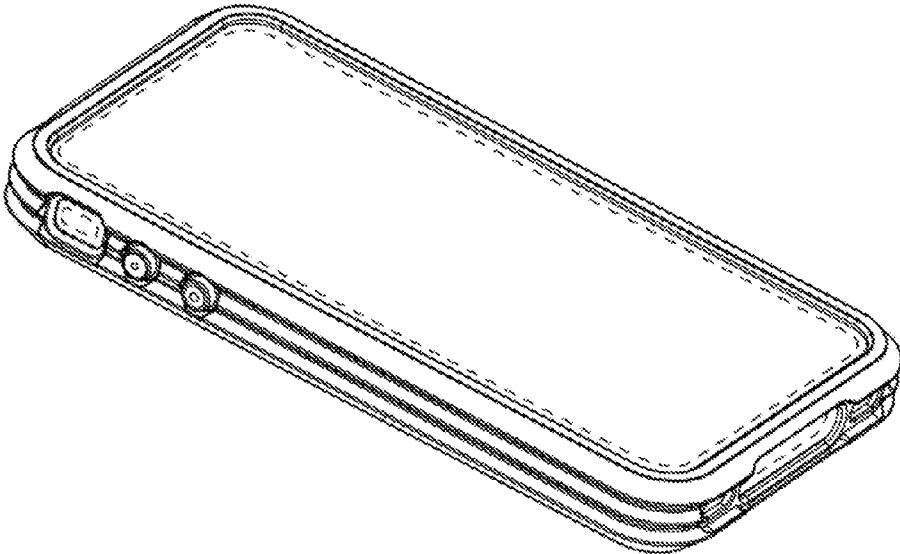


Figure 1

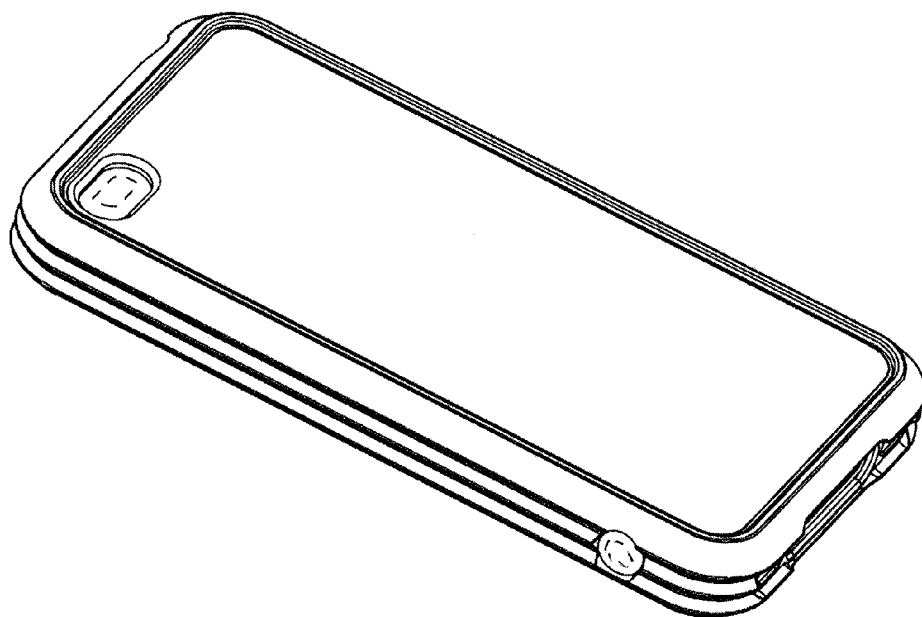


Figure 2




Figure 3




Figure 4




Figure 5




Figure 6




Figure 7



Figure 8