



US00D852656S

(12) **United States Design Patent**
Kazes et al.

(10) **Patent No.:** **US D852,656 S**
(45) **Date of Patent:** **** Jul. 2, 2019**

- (54) **WEARABLE DEVICE**
- (71) Applicant: **Upright Technologies Ltd.**, Yahud (IL)
- (72) Inventors: **Ran Kazes**, Mishmarot (IL); **Oded Cohen**, Savyon (IL)
- (73) Assignee: **Upright Technologies Ltd.**, Yahud (IL)
- (**) Term: **15 Years**
- (21) Appl. No.: **29/642,212**
- (22) Filed: **Mar. 28, 2018**
- (51) **LOC (11) Cl.** **10-04**
- (52) **U.S. Cl.**
USPC **D10/70**
- (58) **Field of Classification Search**
USPC **D10/70**
CPC **A61B 5/103; A61B 5/4561; A61B 5/6805;**
A61B 2562/0261; A61B 5/7455; A61B
5/486; G08B 21/0446
See application file for complete search history.

9,406,211 B2 * 8/2016 Sahiholnasab A61B 5/103
 D839,109 S * 1/2019 Janse D10/70
 2001/0054963 A1 * 12/2001 Cheung G08B 21/06
 340/575

* cited by examiner

Primary Examiner — Antoine Duval Davis
(74) *Attorney, Agent, or Firm* — Greenberg Traurig, LLP

(57) **CLAIM**

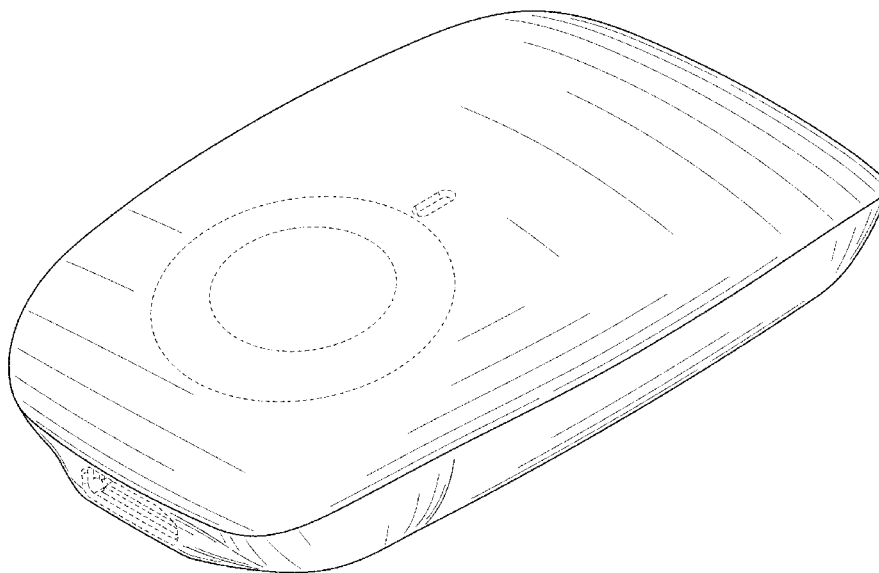
An ornamental design for a wearable device, as shown and described.

DESCRIPTION

FIG. 1 is a top perspective view of an embodiment of a wearable device showing our new design;
 FIG. 2 is a front elevational view thereof;
 FIG. 3 is a rear elevational view thereof;
 FIG. 4 is a left side elevational view thereof;
 FIG. 5 is right side elevational view thereof;
 FIG. 6 is a top plan view thereof; and,
 FIG. 7 is a bottom plan view thereof.
 The broken lines in the drawings illustrate disclaimed features forming no part of the claimed design.

1 Claim, 5 Drawing Sheets

- (56) **References Cited**
U.S. PATENT DOCUMENTS
8,932,326 B2 * 1/2015 Riina A61F 2/958
604/101.03



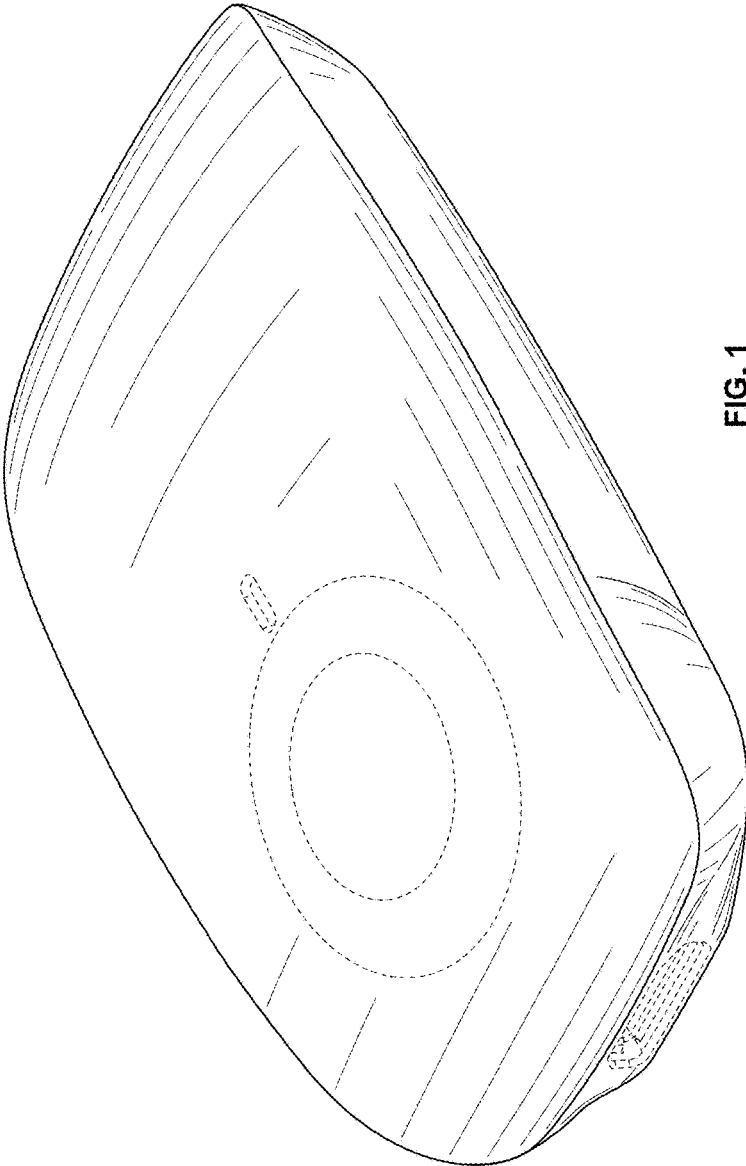


FIG. 1

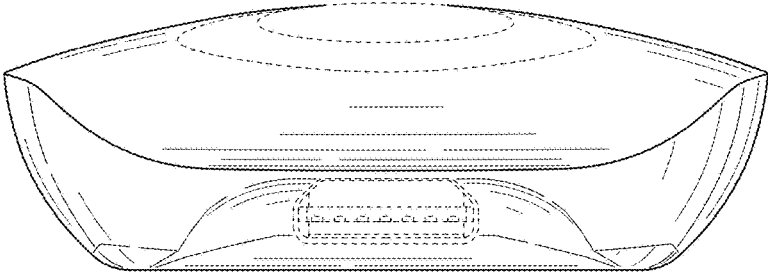


FIG. 2




FIG. 3

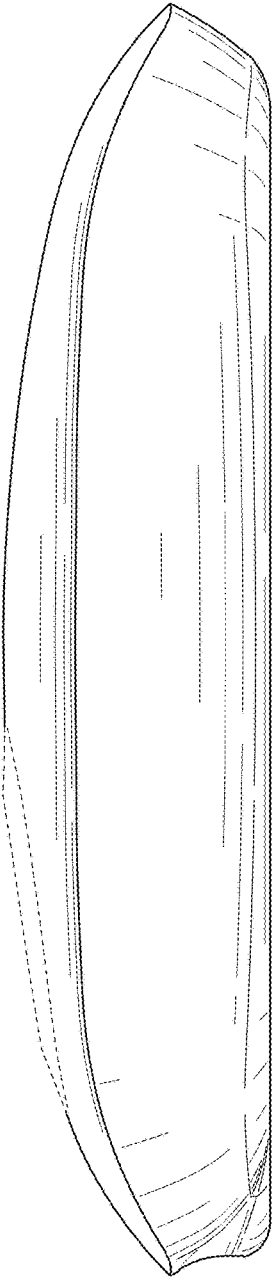


FIG. 4

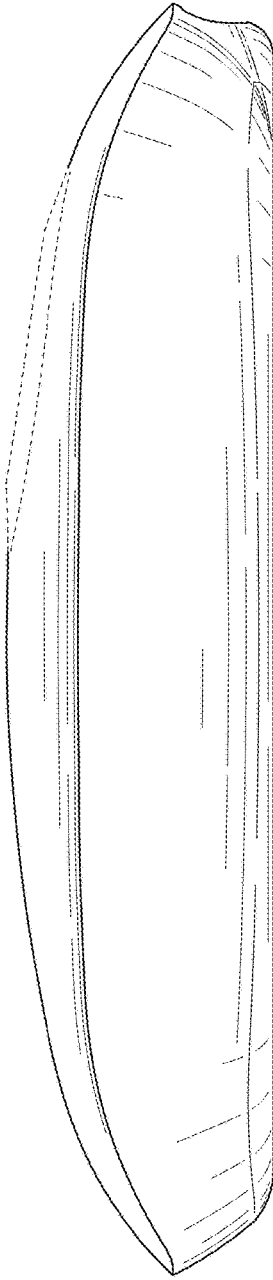


FIG. 5

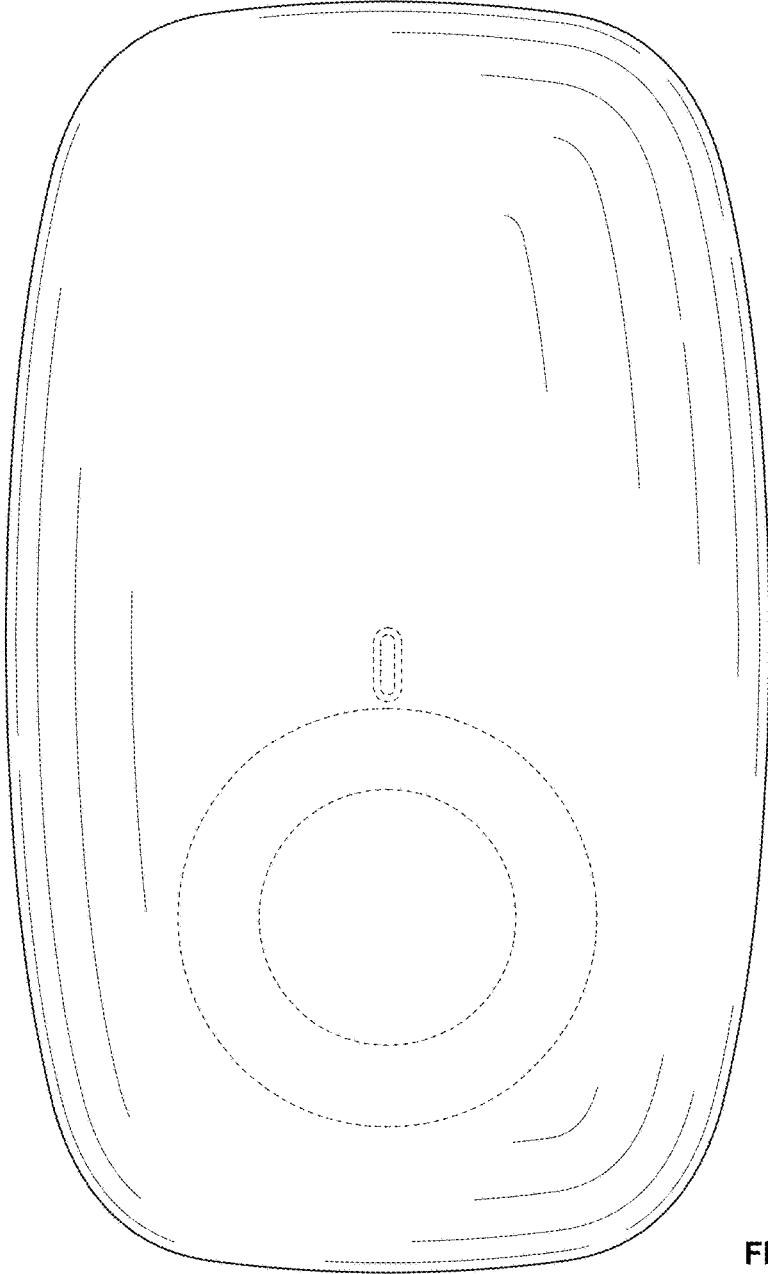


FIG. 6

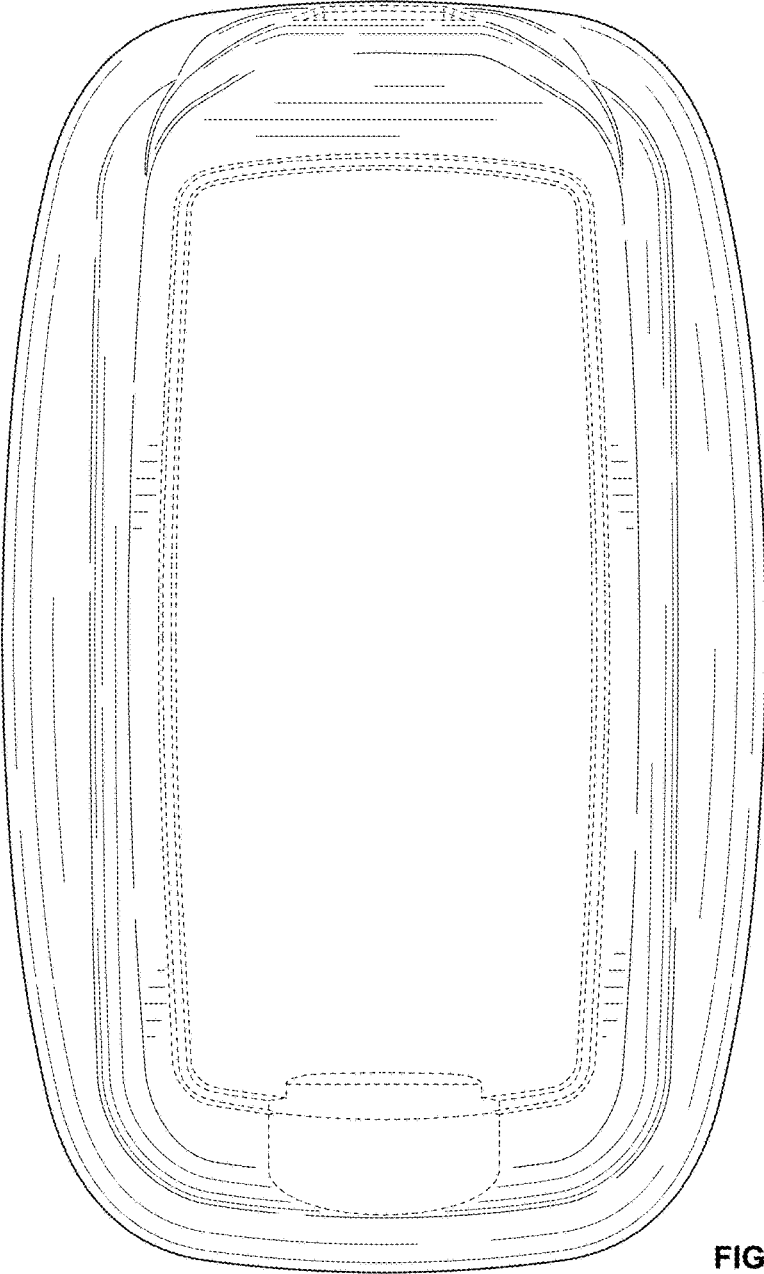


FIG. 7