



(12) **United States Design Patent**
Kang

(10) **Patent No.:** **US D1,063,263 S**
(45) **Date of Patent:** **** Feb. 18, 2025**

(54) **HIGH PRESSURE CLEANER**
(71) Applicant: **Xuefeng Kang**, Fenghua (CN)
(72) Inventor: **Xuefeng Kang**, Fenghua (CN)
(**) Term: **15 Years**
(21) Appl. No.: **29/885,357**

D728,872 S * 5/2015 Alexander D32/15
D739,099 S * 9/2015 Tatic D32/15
D743,643 S * 11/2015 Casey D32/15
D918,499 S * 5/2021 Xu D32/15
D931,560 S * 9/2021 Xu D32/16
D932,120 S * 9/2021 Xu D32/15
D932,717 S * 10/2021 Xu D32/15

(Continued)

(22) Filed: **Feb. 23, 2023**
(51) **LOC (15) Cl.** **15-05**
(52) **U.S. Cl.**
USPC **D32/15**
(58) **Field of Classification Search**
USPC D15/7, 9; D23/213, 223, 224, 226;
D32/1, 15, 16
CPC B05B 9/0426; B08B 3/02; B08B 3/026;
B08B 3/028
See application file for complete search history.

OTHER PUBLICATIONS

Electric Pressure Washer, posted Jan. 19, 2015 [online], [retrieved Aug. 2, 2024]. Retrieved from internet, <https://www.amazon.com/Sun-Joe-SPX3000-Pressure-14-5-Amp/dp/B00CPGMUXW> (Year: 2015).*

(Continued)

Primary Examiner — Khawaja Anwar
Assistant Examiner — Taylor O Mortorff
(74) *Attorney, Agent, or Firm* — Birchwood IP

(56) **References Cited**

U.S. PATENT DOCUMENTS

D488,596 S * 4/2004 Cattaneo D32/15
D489,497 S * 5/2004 Cattaneo D32/15
D489,498 S * 5/2004 Cattaneo D32/15
D490,948 S * 6/2004 Cattaneo D32/15
D519,693 S * 4/2006 Ricker D32/15
D520,687 S * 5/2006 Ricker D32/15
D521,694 S * 5/2006 Ricker D32/15
D528,714 S * 9/2006 Hong D32/15
D568,557 S * 5/2008 Alexander D32/15
D646,853 S * 10/2011 Alexander D32/15
D647,256 S * 10/2011 Alexander D32/15
D647,257 S * 10/2011 Alexander D32/15
D647,258 S * 10/2011 Alexander D32/15
D647,672 S * 10/2011 Alexander D32/15
D648,081 S * 11/2011 Alexander D32/15
D648,493 S * 11/2011 Alexander D32/15
D649,308 S * 11/2011 Alexander D32/15
D660,525 S * 5/2012 Alexander D32/15
D661,438 S * 6/2012 Alexander D32/15
D711,603 S * 8/2014 Alexxander D32/16

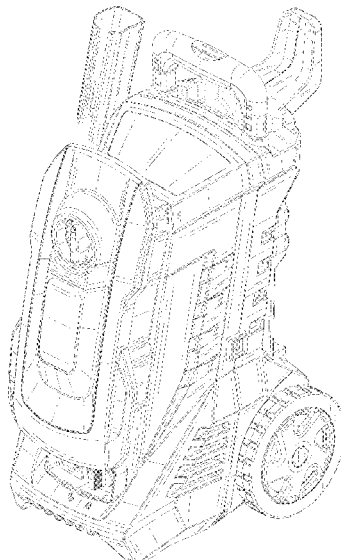
(57) **CLAIM**

The ornamental design for a high pressure cleaner, as shown and described.

DESCRIPTION

FIG. 1 is a front, top, and right side perspective view of a high pressure cleaner, showing my new design;
FIG. 2 is a rear, bottom and left side perspective view thereof;
FIG. 3 is a front view thereof;
FIG. 4 is a rear view thereof;
FIG. 5 is a left side view thereof;
FIG. 6 is a right side view thereof;
FIG. 7 is a top plan view thereof; and,
FIG. 8 is a bottom plan view thereof.
The broken lines shown in the drawings illustrate portions of the high pressure cleaner that form no part of the claimed design.

1 Claim, 8 Drawing Sheets



(56)

References Cited

U.S. PATENT DOCUMENTS

2005/0189437 A1* 9/2005 Alexander B08B 3/026
239/332
2008/0245425 A1* 10/2008 Alexander B08B 3/026
137/565.13
2021/0170453 A1* 6/2021 Kohler Fernandez .. F04B 17/06

OTHER PUBLICATIONS

Pressure Washer, posted Jun. 17, 2022 [online], [retrieved Aug. 2, 2024]. Retrieved from internet, <https://www.amazon.com/Greenworks-Pressure-Washer-Upright-Hand-Carry/dp/B09LC66PLP> (Year: 2022).*

* cited by examiner




FIG. 1




FIG. 2

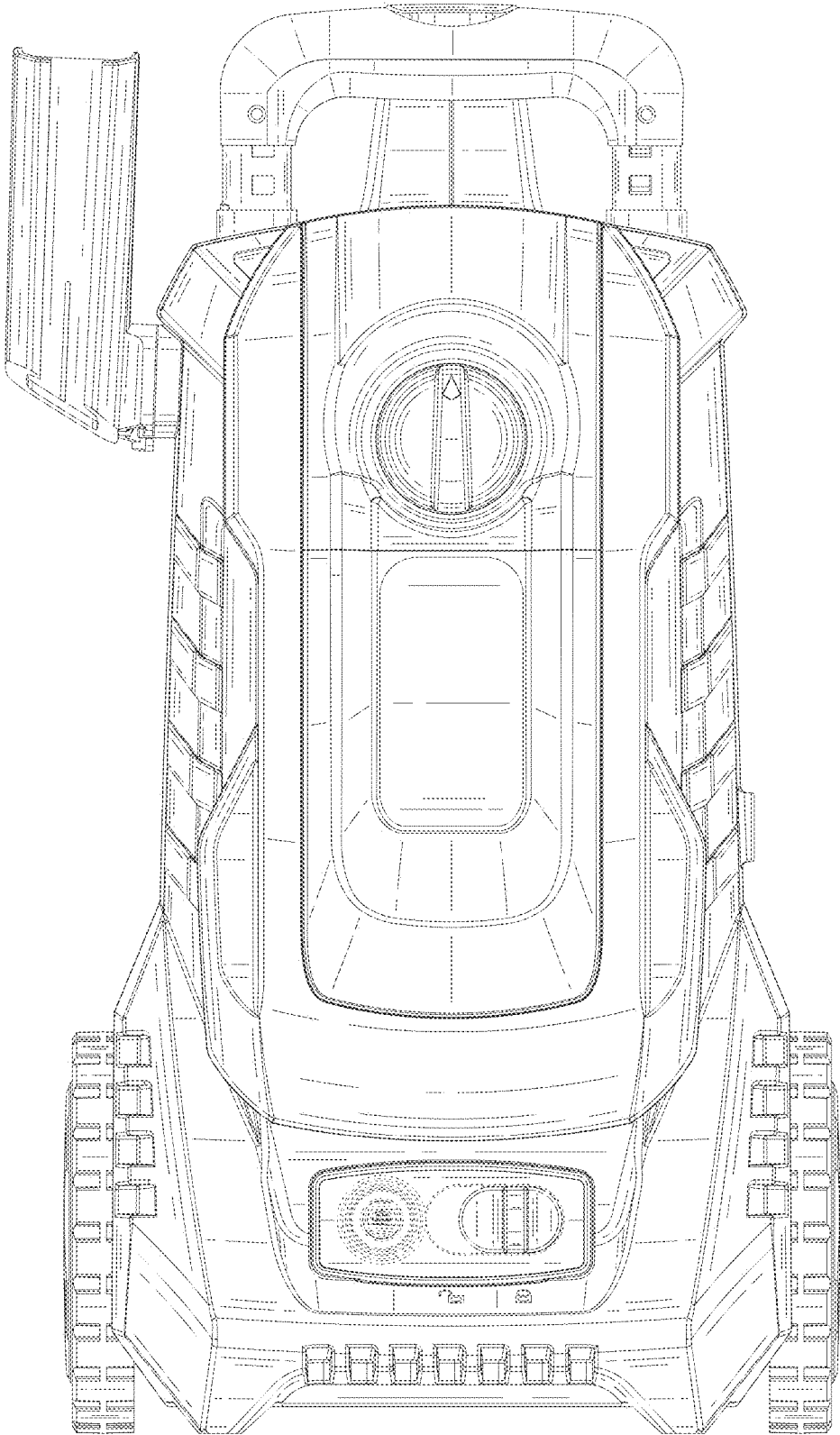


FIG. 3

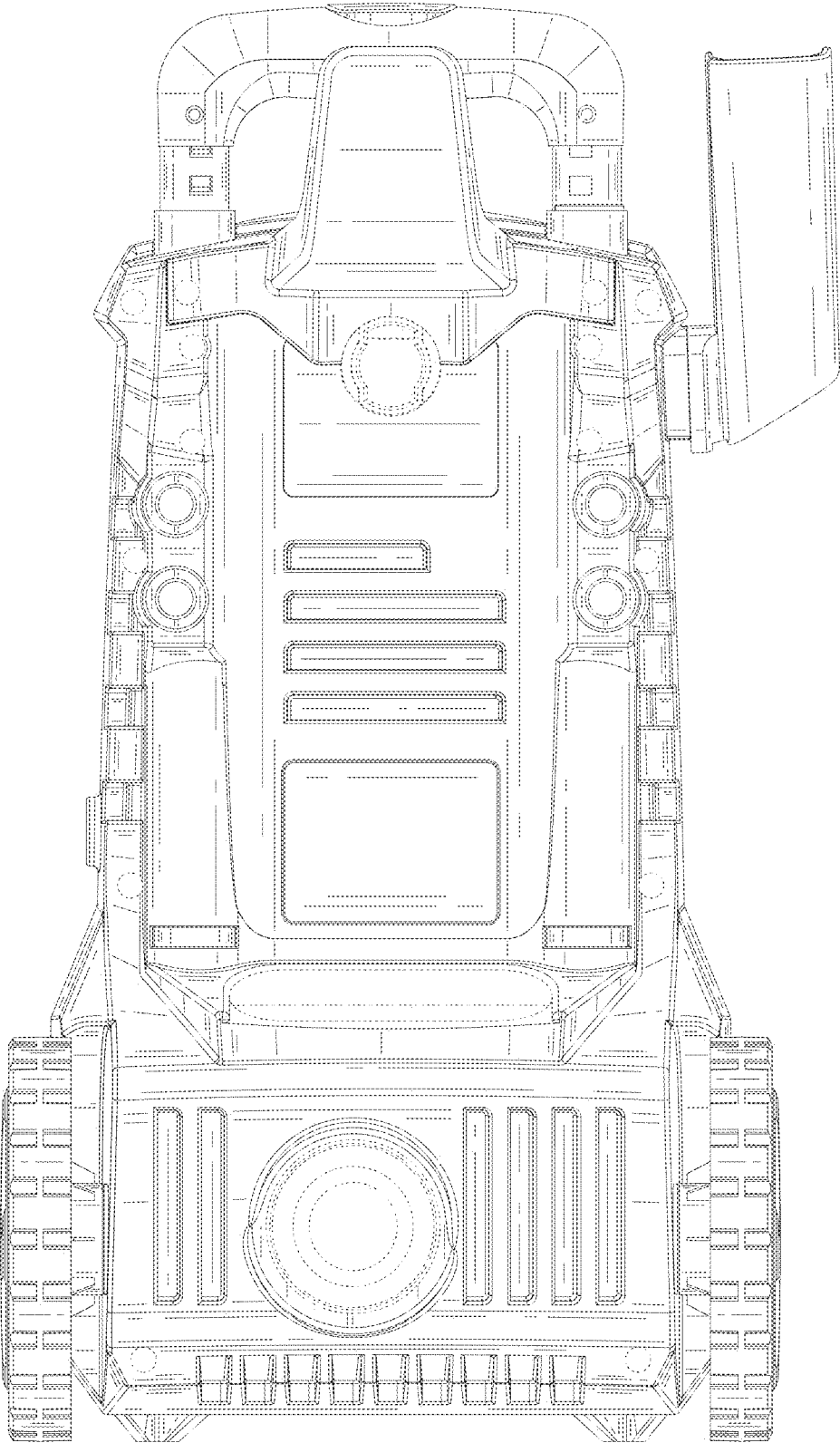


FIG. 4

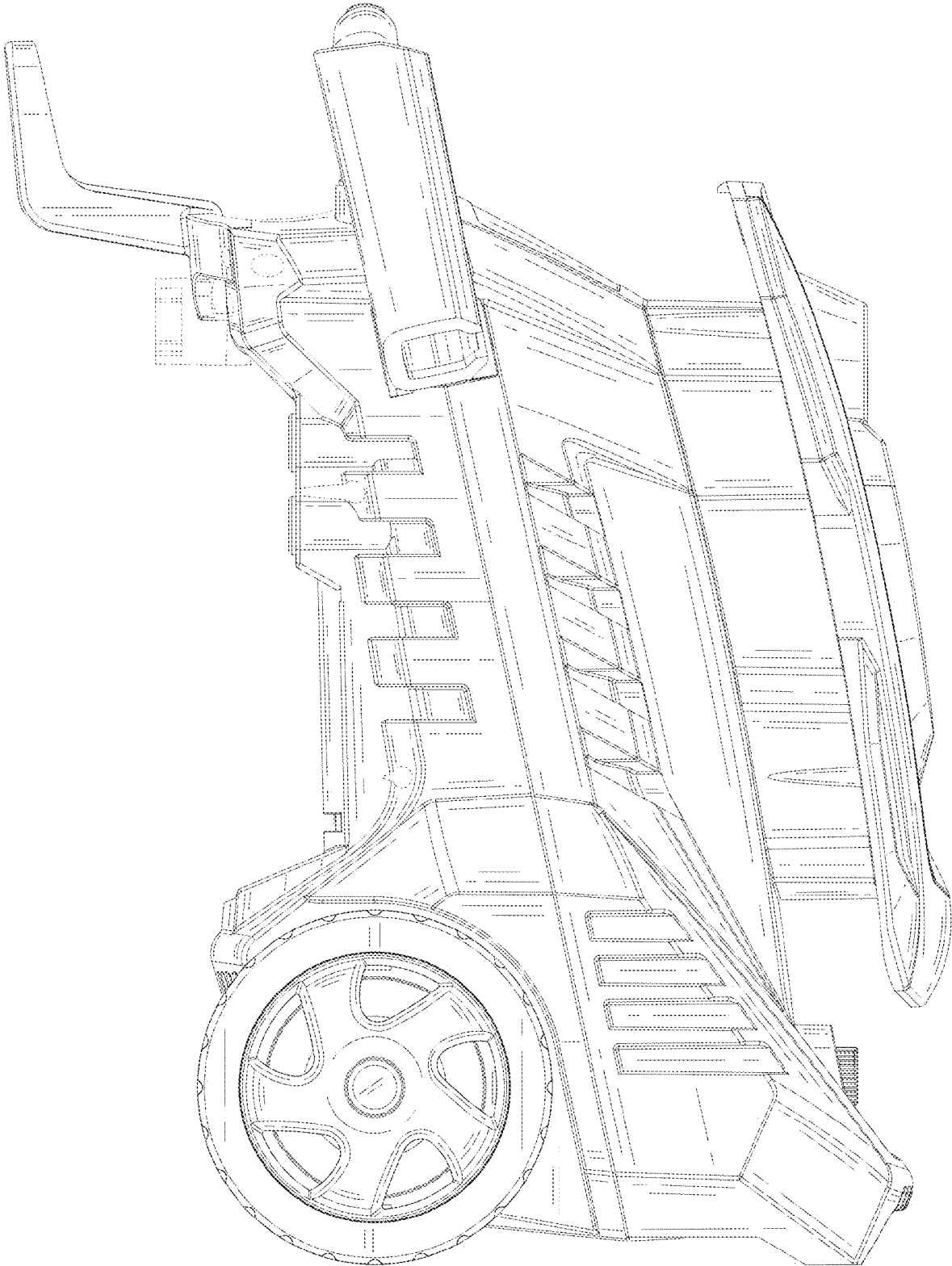


FIG. 5

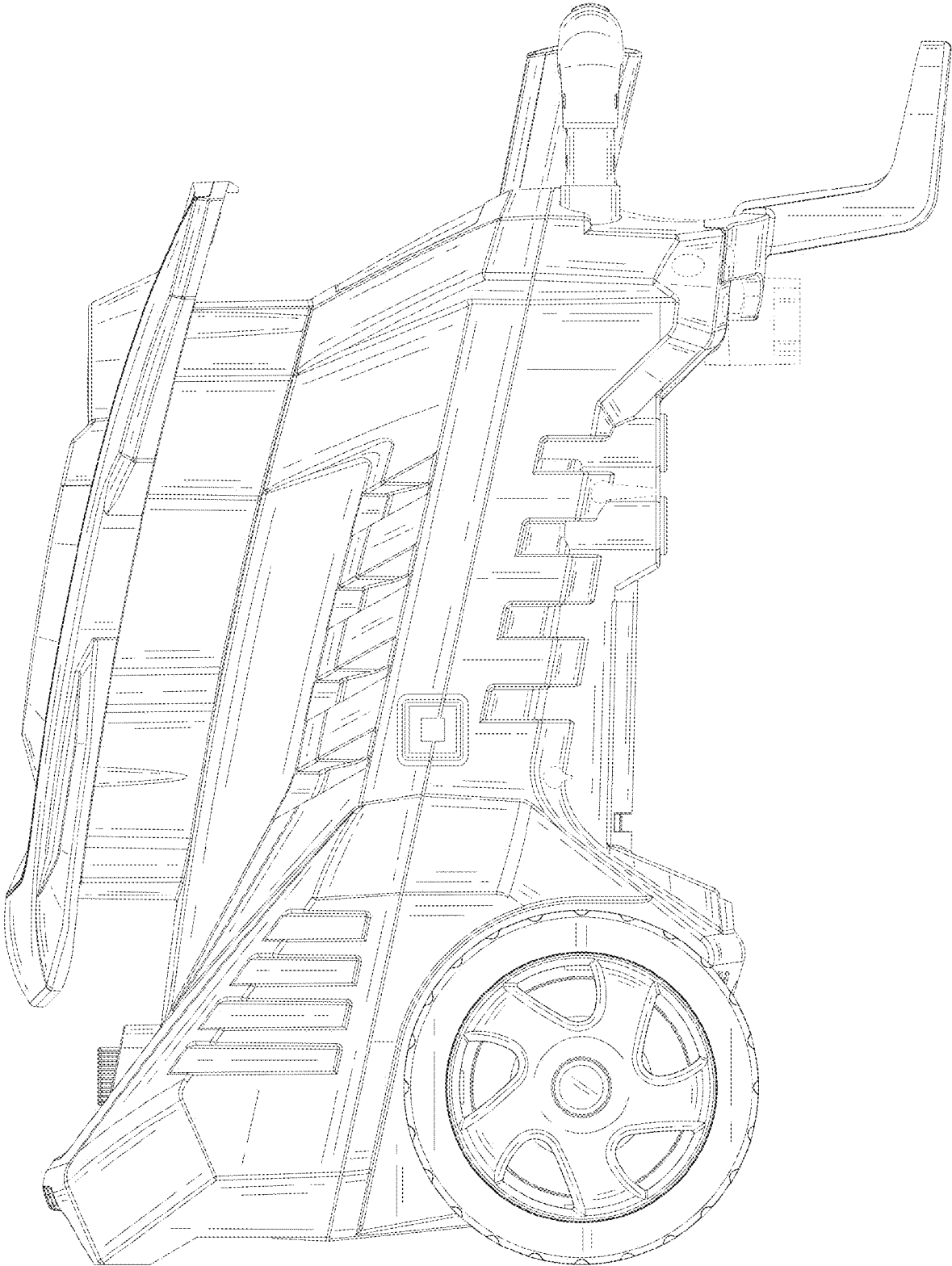


FIG. 6

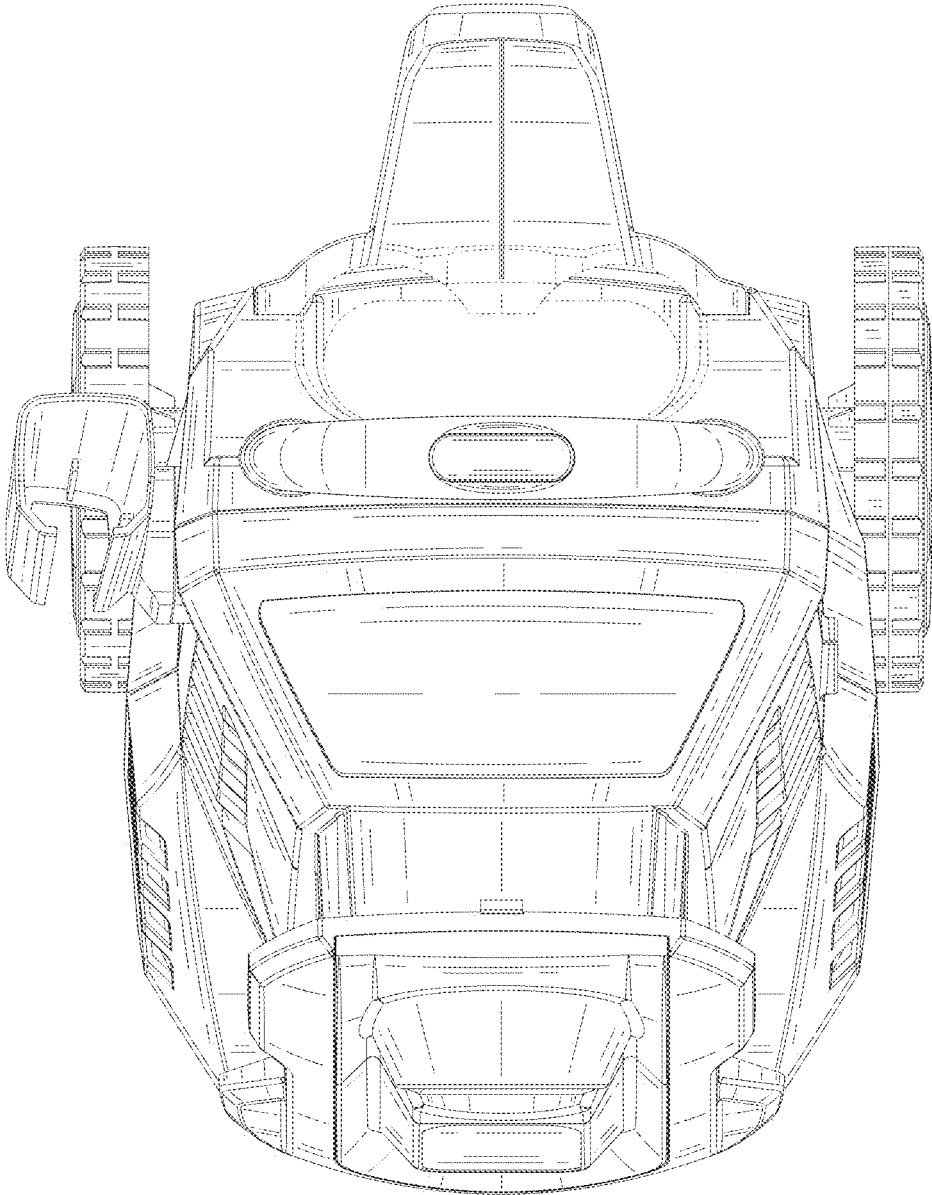


FIG. 7

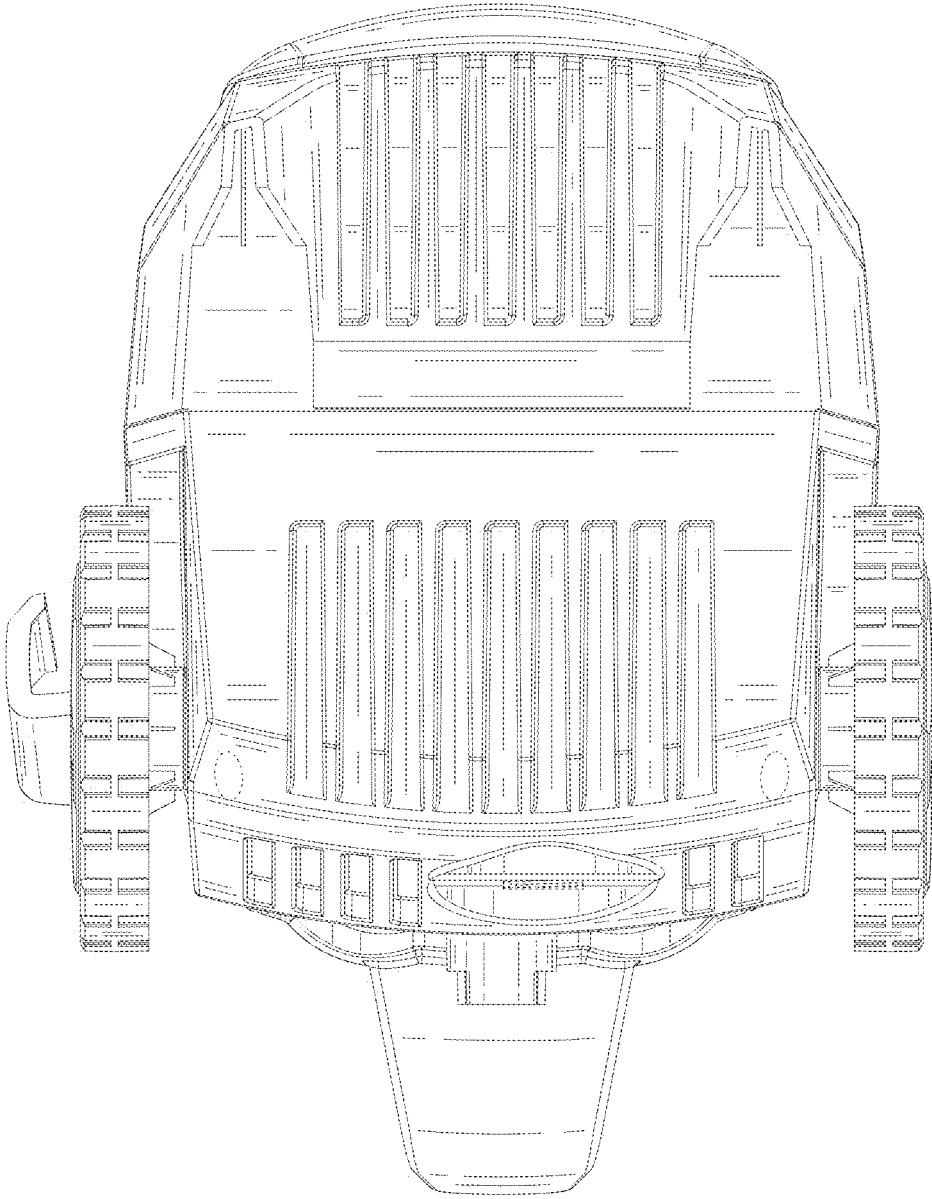


FIG. 8