



US00D620338S

(12) **United States Design Patent**
Huang

(10) **Patent No.:** **US D620,338 S**

(45) **Date of Patent:** **** Jul. 27, 2010**

(54) **HAND TOOL GRIP**

(75) Inventor: **Shuang-Ching Huang**, Kaohsiung County (TW)

(73) Assignee: **Match Hardware Co., Ltd.**, Kaohsiung County (TW)

(**) Term: **14 Years**

(21) Appl. No.: **29/332,664**

(22) Filed: **Feb. 23, 2009**

(51) **LOC (9) Cl.** **08-04**

(52) **U.S. Cl.** **D8/83**

(58) **Field of Classification Search** D8/14,
D8/82, 83, 84, 85, 86, 87, 105, 107; 81/177.1,
81/177.2, 436, 437, 438, 439, 489; 7/165
See application file for complete search history.

(56) **References Cited**

U.S. PATENT DOCUMENTS

D422,475 S *	4/2000	Su	D8/83
D454,477 S *	3/2002	Lin	D8/83
D461,385 S *	8/2002	Chen	D8/83
D477,980 S *	8/2003	Chang	D8/83
D481,922 S *	11/2003	Yu et al.	D8/107
D483,638 S *	12/2003	Jimenez	D8/83
D508,644 S *	8/2005	Ho	D8/83
D526,554 S *	8/2006	Chen	D8/83
D531,006 S *	10/2006	Tsai	D8/107

D550,531 S *	9/2007	Yeh	D8/83
D570,664 S *	6/2008	Tang	D8/83
D574,208 S *	8/2008	Lin	D8/83

* cited by examiner

Primary Examiner—Philip S Hyder

Assistant Examiner—Roselynn Cody

(74) *Attorney, Agent, or Firm*—Ming Chow; Sinorica, LLC

(57) **CLAIM**

The ornamental design for a hand tool grip, as shown and described.

DESCRIPTION

FIG. 1 is a perspective view of a hand tool grip showing my new design;

FIG. 2 is a front elevation view thereof;

FIG. 3 is a rear elevation view thereof;

FIG. 4 is left side view thereof;

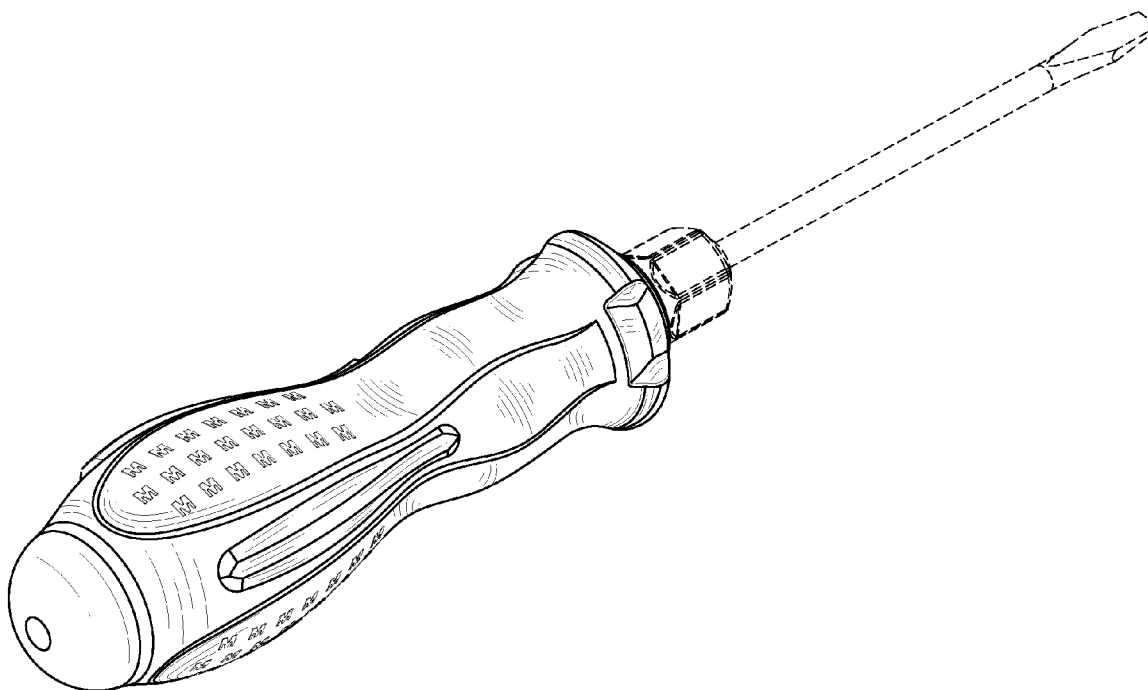
FIG. 5 is a top plan view thereof;

FIG. 6 is a bottom plan view thereof; and,

FIG. 7 is a perspective view thereof. The structure shown in broken line is illustrative of environment and forms no part of the claimed design.

The structure shown in broken line is illustrative of environment and forms no part of the claimed design.

1 Claim, 7 Drawing Sheets



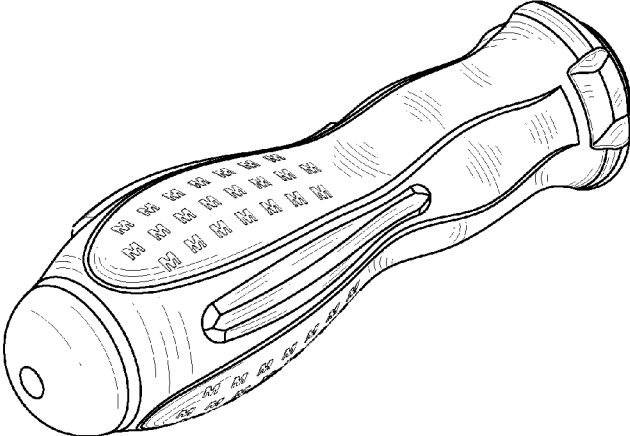


FIG. 1

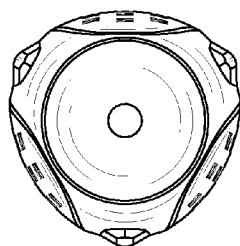


FIG. 2

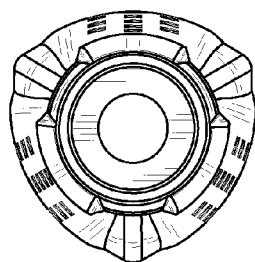


FIG. 3

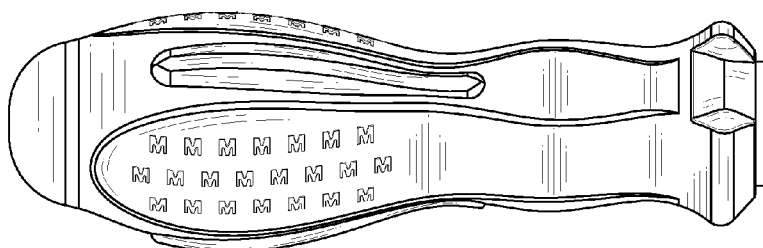


FIG. 4

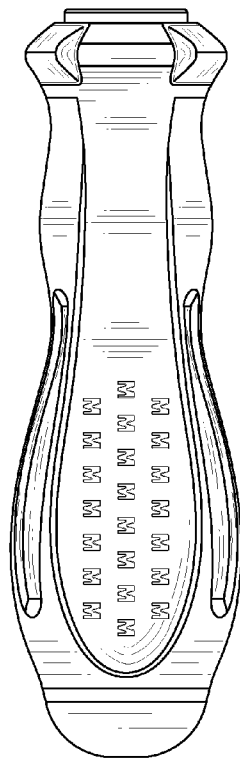


FIG.5

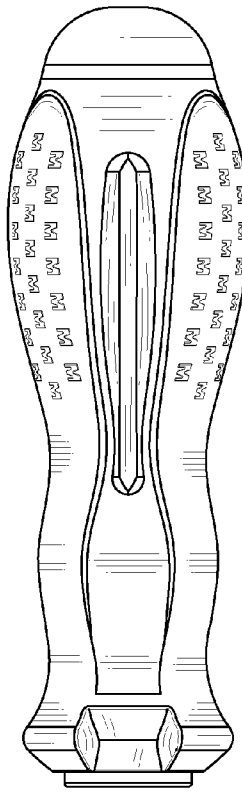


FIG. 6

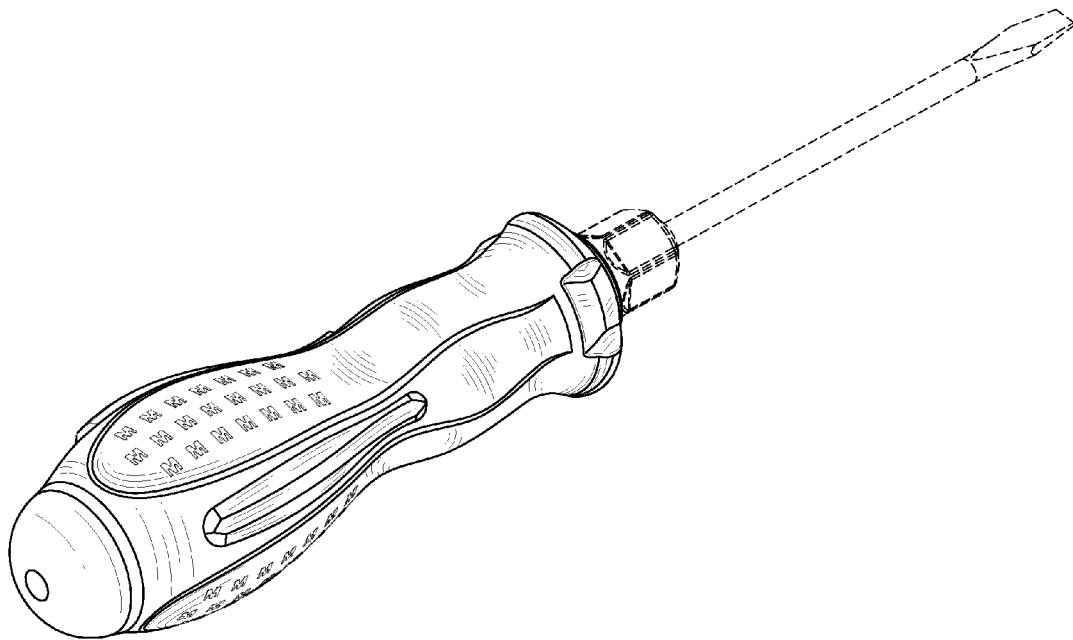


FIG. 7