

(12) STANDARD PATENT
(19) AUSTRALIAN PATENT OFFICE

(11) Application No. **AU 2016202437 B2**

(54) Title
Organic compositions to treat HSF1-related diseases

(51) International Patent Classification(s)
A61P 31/12 (2006.01) **A61P 37/06** (2006.01)
A61P 35/00 (2006.01) **C12N 15/113** (2010.01)

(21) Application No: **2016202437** (22) Date of Filing: **2016.04.18**

(43) Publication Date: **2016.05.12**

(43) Publication Journal Date: **2016.05.12**

(44) Accepted Journal Date: **2016.12.01**

(62) Divisional of:
2012303650

(71) Applicant(s)
Arrowhead Research Corporation

(72) Inventor(s)
CHEN, Jinyun;GAMPA, Kalyani;HUESKEN, Dieter;STEGMEIER, Frank P.;STUMP, Mark;VARGESE, Chandra;WEILER, Jan;ZHOU, Wenlai

(74) Agent / Attorney
Davies Collison Cave Pty Ltd, Level 15 1 Nicholson Street, MELBOURNE, VIC, 3000

(56) Related Art
WO 2011/073326 A2
WO 2007/041294 A2
US 7691997 B2

2016202437 18 Apr 2016

ABSTRACT

The present disclosure relates to methods of treating heat shock factor 1 (HSF1)-related diseases such as cancer, autoimmune and viral diseases, using a therapeutically effective amount of a RNAi agent to HSF.

2016202437 18 Apr 2016

ORGANIC COMPOSITIONS TO TREAT HSF1-RELATED DISEASES

BACKGROUND OF THE INVENTION

This is a divisional of Australian patent application No. 2012303650, the entire content of which is incorporated herein by reference.

[001] HSF1 is the master regulator of the heat shock response, in which multiple genes are induced in response to temperature increase and other stresses. At non-shock temperatures in humans and other vertebrates, HSF 1 is produced constitutively, but is inactive and bound by protein HSP90. At an elevated temperature, HSF1 is released by HSP90, moves from the cytoplasm to the nucleus, and trimerizes. This active HSF1 binds to sequences called heat shock elements (HSE) in DNA and activates transcription of heat shock genes by RNA polymerase II. The HSE has a consensus sequence of three repeats of NGAAN and is present in the promoter regions of the HSP90, HSP70 and HSP27 genes. During cessation of the heat shock response, HSF1 is phosphorylated by mitogen-activated protein kinases (MAPKs) and glycogen synthase kinase 3 (GSK3) and returns to an inactive state. The biochemistry of HSF1 is described, inter alia, in Chu et al. 1996 J. Biol. Chem. 271:30847-30857; Huang et al. 1997 J. Biol. Chem. 272:26009-26016; and Morimoto et al. 1998 Nat. Biotech. 16:833-838.

[002] HSF1 interacts with additional factors. HSF1 binds to DNA-dependent protein kinase (DNA-PK), which is involved in DNA repair. HSF1 is a target of mitogen-activated protein kinases, and its activity is down-regulated when the RAS signaling cascade is active.

[003] Additional heat shock factor proteins in humans include HSF2, HSF3, and HSF4. HSF 1, HSF2, and HSF3 are positive regulators of heat shock gene expression, while HSF4 is a negative regulator. HSF1, HSF2 and HSF4 play a role in transcriptional control of other heat shock proteins. The various HSF proteins share about 40% sequence identity.

[004] HSF1 has been implicated in several diseases, including cancer, and autoimmune, and viral diseases. HSF1 and other heat shock proteins (whose expression is increased by HSF1) are over-expressed in, or have otherwise been implicated in, breast, endometrial, fibrosarcoma, gastric, kidney, liver, lung, lymphoma, neuroectodermal, neuroblastoma,

2016202437 18 Apr 2016

Ewing's sarcoma, prostate, skin, squamous cell, and testicular cancers, leukemia (e.g., promyelocytic leukemia), and Hodgkin's disease.

[005] Without wishing to be bound by any particular theory, the present disclosure contemplates that heat shock proteins (HSP) may block the pathways of apoptosis and permit malignant cells to arise despite the triggering of apoptotic signals during transformation. HSP expression may also afford protection to cancer cells from treatments such as chemotherapy and hyperthermia by thwarting the pro-apoptotic influence of these modalities.

[006] Because HSF1 positively regulates HSPs, a need exists for therapeutics that modulate HSF1.

2016202437 18 Apr 2016

BRIEF SUMMARY OF THE INVENTION

[007] The present disclosure provides RNAi (RNA interference) agents, for inhibition of HSF1. HSF1 is the master regulator of the heat shock response, in which multiple genes are induced in response to temperature increase and other stresses.

[008] HSF1 has been implicated in several HSF1-related diseases, including cancer, and autoimmune, and viral diseases. HSF1 and other heat shock proteins (whose expression is increased by HSF1) are over-expressed in, or have otherwise been implicated in, breast, endometrial, fibrosarcoma, gastric, kidney, liver, lung, lymphoma, neuroectodermal, neuroblastoma, Ewing's sarcoma, prostate, skin, squamous cell, and testicular cancers, leukemia (e.g., promyelocytic leukemia), and Hodgkin's disease. RNAi agents to HSF1 are useful in treating these diseases.

[009] Because HSF1 positively regulates HSPs, a need exists for therapeutics that modulate HSF1. The RNAi agents of the present disclosure are specific to HSF1 and can reduce expression of HSF1. These RNAi agents are therefore useful in treating cancer, and autoimmune, and viral diseases.

[0010] The present disclosure provides specific RNAi agents and methods that are useful in reducing HSF1 levels in a subject, e.g., a mammal, such as a human. The present disclosure specifically provides double-stranded RNAi agents for RNA interference-mediated inhibition of the HSF1 gene, comprising at least 15 or more contiguous nucleotides of HSF1. In particular, the present disclosure provides agents comprising sequences of 15 or more contiguous nucleotides differing by 0, 1, 2 or 3 from those of the RNAi agents provided, e.g., in Tables A1, 1, 2, 3, 4, 5, 6, or 7 (or, if DNA sequences are provided, the RNA equivalent of or RNA corresponding to these sequences, e.g., with RNA nucleotides rather than DNA, and U instead of T). The RNAi agents particularly can in one embodiment comprise less than 30 nucleotides per strand, e.g., such as 18-23 nucleotides, and/or 19-21 nucleotides, and/or such as those provided, e.g., in Tables A1, 1, 2, 3, 4, 5, 6, or 7 (or, if DNA sequences are provided, the RNA equivalent of or RNA corresponding to these sequences, e.g., with RNA nucleotides rather than DNA, and U instead of T).

[0011] The double-stranded RNAi agents can have one or two blunt end(s) and/or overhang(s) of 1, 2, 3 or 4 nucleotides (i.e., 1-4 nt [nucleotides]) from one or both 3' and/or 5' ends. The double-stranded RNAi agents can also optionally comprise one or two 3' caps and/or one or more modified nucleotides. Modified variants of sequences as provided herein include those that are otherwise identical but contain substitutions of a naturally occurring nucleotide for a corresponding modified nucleotide. Seven modifications of each of several duplex nucleotide sequences are provided. Any RNAi agent sequence(s) provided herein can be used in combination with any modification(s) or set of modification(s), 5' and/or 3' end caps, blunt end(s), and/or additional overhang(s) on one or both 5' and/or 3' end(s), ligand(s), pharmaceutical carrier(s) or additional treatment(s), provided that such combinations are not mutually exclusive (e.g., a RNAi agent comprising two strands cannot by definition simultaneously have two blunt ends and two overhangs).

2016202437 18 Apr 2016

[0012] The RNAi agent can either contain only naturally-occurring ribonucleotide subunits, or one or more modifications to the sugar, phosphate or base of one or more of the replacement nucleotide subunits, whether they comprise ribonucleotide subunits or deoxyribonucleotide subunits. In one embodiment, modified variants of the disclosed RNAi agents include RNAi agents with the same sequence (e.g., the same sequence of bases), but with one or more modifications to one or more of the sugar or phosphate of one or more of the nucleotide subunits. In one embodiment, the modifications improve efficacy, stability and/or reduce immunogenicity of the RNAi agent. One aspect of the present disclosure relates to a double-stranded oligonucleotide comprising at least one non-natural nucleobase. In certain embodiments, the non-natural nucleobase is difluorotolyl, nitroindolyl, nitropyrrolyl, or nitroimidazolyl. In a particular embodiment, the non-natural nucleobase is difluorotolyl. In certain embodiments, only one of the two oligonucleotide strands contains a non-natural nucleobase. In certain embodiments, both of the oligonucleotide strands contain a non-natural nucleobase.

[0013] The RNAi agent(s) can optionally be attached to a ligand selected to improve one or more characteristic, such as, e.g., stability, distribution and/or cellular uptake of the agent, e.g., cholesterol or a derivative thereof. The RNAi agent(s) can be isolated or be part of a pharmaceutical composition used for the methods described herein. Particularly, the pharmaceutical composition can be formulated for delivery to the lungs or nasal passage or formulated for parental administration. The pharmaceutical compositions can optionally comprise two or more RNAi agents, each one directed to the same, overlapping or a different segment of the HSF1 mRNA. If the composition comprises two or more RNAi agents targeting the same sequence, the two or more RNAi agents can, for example, differ in modifications. Optionally, the pharmaceutical compositions can further comprise or be used in conjunction with any known treatment for any HSF1-related disease.

[0014] The present disclosure further provides methods for reducing the level of HSF1 mRNA in a cell, particularly in the case of a disease characterized by over-expression or hyper-activity of HSF1. The present disclosure also encompasses a method of treating a human subject having a pathological state mediated at least in part by HSF1 expression, over-expression or hyper-activity (e.g., increased or excessive activity), the method comprising the step of administering to the subject a therapeutically effective amount of a RNAi agent HSF1. Such methods comprise the step of administering one of the RNAi agents of the present disclosure to a subject, as further described below. The present methods utilize the cellular mechanisms involved in RNA interference to selectively degrade the target RNA in a cell and are comprised of the step of contacting a cell with one of the RNAi agents of the present disclosure. Such methods can be performed directly on a cell or can be performed on a mammalian subject by administering to a subject one of the RNAi agents/pharmaceutical compositions of the present disclosure. Reduction of target HSF1 mRNA in a cell results in a reduction in the amount of encoded HSF1 protein produced.

[0015] The methods and compositions of the present disclosure, e.g., the methods and HSF1 RNAi agent compositions, can be used with any dosage and/or formulation described herein, as well as with any route of administration described herein.

[0016] The details of one or more embodiments of the present disclosure are set forth in the accompanying drawings and the description below. Elements of the various embodiments (e.g., modifications, end caps, ligands, sequences, combinations of RNAi agents, etc.) which are not mutually exclusive can be combined with each other. Thus, the disclosure complements any composition comprising one or more HSF1 RNAi agent comprising a first strand and a second strand, wherein (1) (a) the sequence of the first strand comprises 15 contiguous nt differing by 0, 1, 2, or 3 nt from the sequence of the first strand of any RNAi agent disclosed herein; or (b) the sequence of the first strand comprises 15 contiguous nt of the sequence of the first strand of any RNAi agent disclosed herein; or (c) the sequence of the first strand comprises the sequence of the first strand of any RNAi agent disclosed herein; or (d) the sequence of the first strand is the sequence of the first strand of any RNAi agent disclosed herein; wherein (2) the RNAi agent can have any modification(s), blunt end(s), overhang(s), 5' end cap(s), 3' end cap(s), ligand(s) or any other variation or modification disclosed herein, or any combinations thereof, provided that such combinations are not mutually exclusive (e.g., a RNAi comprising two strands cannot by definition comprise both two overhangs and two blunt ends). Other features, objects, and advantages of the present disclosure will be apparent from this description, the drawings, Tables, sequences, Examples, abstract, and claims. For example, any RNAi agent sequence disclosed herein can be combined with any set of modifications or endcaps disclosed herein. Any combination of modifications, 5' end caps, and/or 3' end caps can be used with any RNAi agent sequence disclosed herein. Any RNAi agent disclosed herein (with any combination of modifications or endcaps or without either modifications or endcaps) can be combined with any other RNAi agent or other treatment composition or method disclosed herein.

BRIEF DESCRIPTION OF THE FIGURES

[0017] Figure 1 illustrates various modified nucleotides: U002, U003, U004, U005, C004, C005, A004, A005, G005, and G004, which can be used in the RNAi agents disclosed herein.

[0018] Figures 2A to 2G show the activity of various HSF1 RNAi agents in HeLa cells *in vitro*, as detailed in Example 2A.

DETAILED DESCRIPTION OF THE INVENTION

[0019] The present disclosure encompasses RNAi agents to HSF1, which are useful in treatment of HSF1-related diseases (e.g., diseases associated with mutations in and/or altered expression, level and/or activity of HSF1, and/or diseases treatable by modulating the expression, level and/or activity of HSF1), such as cancer, and autoimmune, and viral diseases. The present

disclosure also provides methods of treating a human subject having a pathological state mediated at least in part by HSF1 expression, the method comprising the step of administering to the subject a therapeutically effective amount of a RNAi agent HSF1.

[0020] Various embodiments of the disclosure include the following.

[0021] In one embodiment, the present disclosure relates to a composition comprising an RNAi agent for RNA interference-mediated inhibition of the HSF1 gene, comprising an antisense strand, wherein the antisense strand comprises at least 15 contiguous nucleotides differing by 0, 1, 2, or 3 nucleotides from the antisense strand of an RNAi agent to HSF1 selected of any sequence provided herein (e.g., in Tables A1, 1, 2, 3, 4, 5, 6, or 7 [or, if DNA sequences are provided, the RNA equivalent of or RNA corresponding to these sequences, e.g., with RNA nucleotides rather than DNA, and U instead of T]). In another embodiment, the present disclosure relates to a composition comprising an RNAi agent comprising a sense strand and an antisense strand, wherein the antisense strand comprises at least 15 contiguous nucleotides differing by 0, 1, 2, or 3 nucleotides from the antisense strand of an RNAi agent to HSF1 of any sequence provided herein (or, if DNA sequences are provided, the RNA equivalent of or RNA corresponding to these sequences, e.g., with RNA nucleotides rather than DNA, and U instead of T). In another embodiment, the present disclosure relates to a composition comprising an RNAi agent comprising a sense strand and an antisense strand, wherein the sense strand comprises at least 15 contiguous nucleotides differing by 0, 1, 2, or 3 nucleotides from the sense strand and the antisense strand comprises at least 15 contiguous nucleotides differing by 0, 1, 2, or 3 nucleotides from the antisense strand of an RNAi agent to HSF1 of any sequence provided herein (or, if DNA sequences are provided, the RNA equivalent of or RNA corresponding to these sequences, e.g., with RNA nucleotides rather than DNA, and U instead of T). In another embodiment, the present disclosure relates to a composition comprising an RNAi agent comprising a first strand and a second strand, wherein the sequence of the first strand comprises the sequence of the first strand of an RNAi agent to HSF1 of any sequence provided herein (or, if DNA sequences are provided, the RNA equivalent of or RNA corresponding to these sequences, e.g., with RNA nucleotides rather than DNA, and U instead of T). In another embodiment, the present disclosure relates to a composition comprising an RNAi agent comprising a first strand and a second strand, wherein the sequence of the first strand is the sequence of the first strand of an RNAi agent to HSF1 of any sequence provided herein (or, if DNA sequences are provided, the RNA equivalent of or RNA corresponding to these sequences, e.g., with RNA nucleotides rather than DNA, and U instead of T).

[0022] HSF1 RNAi agents are presented in the following Tables:

Table A1. SEQ ID NOs and positions of various HSF1 RNAi agents.

Table 1. HSF1 RNAi agent target sequences.

Table 2. Unmodified HSF1 RNAi agent sequences.

Table 3. Example modified HSF1 RNAi agent sequences.

Table 4. Sets of HSF1 RNAi agents comprising overlapping sequences.

Table 5. Activity of HSF1 RNAi agents in vitro on GTL-16 cells.

Table 6. Activity of HSF1 RNAi agents in vitro on SK-BR-3 cells.

Table 7. Activity of HSF1 RNAi agents in vitro on GTL-16 and SK-BR-3 cells.

[0023] Various embodiments of the present disclosure.

[0024] In one embodiment, the present disclosure relates to particular compositions comprising an RNAi agent comprising an antisense strand, wherein the antisense strand comprises at least 15 contiguous nucleotides differing by 0, 1, 2, or 3 nucleotides from the antisense strand of an RNAi agent to HSF1 selected from any one or more of the sequences in Tables A1, 1, 2, 3, 4, 5, 6, or 7 (or, if DNA sequences are provided, the RNA equivalent of or RNA corresponding to these sequences, e.g., with RNA nucleotides rather than DNA, and U instead of T). In another embodiment, the present disclosure relates to a composition comprising an RNAi agent comprising a sense strand and an antisense strand, wherein the antisense strand comprises at least 15 contiguous nucleotides differing by 0, 1, 2, or 3 nucleotides from the antisense strand of an RNAi agent to HSF1 listed in any one or more of Tables A1, 1, 2, 3, 4, 5, 6, or 7 (or, if DNA sequences are provided, the RNA equivalent of or RNA corresponding to these sequences, e.g., with RNA nucleotides rather than DNA, and U instead of T). In another embodiment, the present disclosure relates to a composition comprising an RNAi agent comprising a sense strand and an antisense strand, wherein the sense strand comprises at least 15 contiguous nucleotides differing by 0, 1, 2, or 3 nucleotides from the sense strand and the antisense strand comprises at least 15 contiguous nucleotides differing by 0, 1, 2, or 3 nucleotides from the antisense strand of an RNAi agent to HSF1 listed in any one or more of Tables A1, 1, 2, 3, 4, 5, 6, or 7 (or, if DNA sequences are provided, the RNA equivalent of or RNA corresponding to these sequences, e.g., with RNA nucleotides rather than DNA, and U instead of T). Particular duplexes include those specific duplexes provided above and as listed in any one or more of Tables A1, 1, 2, 3, 4, 5, 6, or 7 (or, if DNA sequences are provided, the RNA equivalent of or RNA corresponding to these sequences, e.g., with RNA nucleotides rather than DNA, and U instead of T). Additional modified variants (e.g., variants comprising one or more modified base) of each of the compositions above are also contemplated as part of the disclosure. RNAi agents comprising a first strand and a second strand, wherein the first strand and/or the second strand comprises the sequence of the first and/or second strand of any RNAi agent to HSF1 listed herein are also contemplated. In various embodiments, the RNAi agent is for inhibition of the HSF1 gene.

[0025] Table A1, below, provides the SEQ ID NOs for the target and unmodified and example modified variants of the sense and an anti-sense strands of various RNAi agents to HSF1. The

positions for each RNAi agent within the HSF1 gene are also provided in Table A1; the position within the HSF1 gene corresponds to the prefix of the nickname of the HSF1 RNAi agent.

[0026] The target sequence for various RNAi agents is provided in Table 1; the unmodified variant for the various RNAi agents is provided in Table 2; example modified variants for each specific RNAi agent are provided in Table 3; and overlapping portions of these RNAi agents are provided in Table 4. Activity levels for various RNAi agents are provided in Tables 5 to 7.

[0027] Note that the RNAi agents listed in the Tables herein comprise sets of duplexes, wherein each duplex within the set has a particular set of modifications. For example, all RNAi agents with the prefix `hs_HSF1_175` have the same sequence (e.g., nucleotide sequence or sequence of bases), though `hs_HSF1_175_A22_S26`, `hs_HSF1_175_A25_S27`, `hs_HSF1_175_A81_S26`, `hs_HSF1_175_A48_S26`, `hs_HSF1_175_A82_S36`, `hs_HSF1_175_A83_S36`, and `hs_HSF1_175_A84_S36` may have different sets of modifications.

[0028] Similarly:

[0029] All the RNAi agents with the prefix `hs_HSF1_517` have the same nucleotide sequence, though they may have different modifications.

[0030] All the RNAi agents with the prefix `hs_HSF1_562` have the same nucleotide sequence, though they may have different modifications.

[0031] All the RNAi agents with the prefix `hs_HSF1_751` have the same nucleotide sequence, though they may have different modifications.

[0032] All the RNAi agents with the prefix `hs_HSF1_755` have the same nucleotide sequence, though they may have different modifications.

[0033] All the RNAi agents with the prefix `hs_HSF1_846` have the same nucleotide sequence, though they may have different modifications.

[0034] All the RNAi agents with the prefix `hs_HSF1_1360` have the same nucleotide sequence, though they may have different modifications.

[0035] All the RNAi agents with the prefix `hs_HSF1_2030` have the same nucleotide sequence, though they may have different modifications.

[0036] All the RNAi agents with the prefix `hs_HSF1_2034` have the same nucleotide sequence, though they may have different modifications.

[0037] All the RNAi agents with the prefix `hs_HSF1_2138` have the same nucleotide sequence, though they may have different modifications.

[0038] All the RNAi agents with the prefix `hs_HSF1_2153` have the same nucleotide sequence, though they may have different modifications.

[0039] All the RNAi agents with the prefix `hs_HSF1_2154` have the same nucleotide sequence, though they may have different modifications.

[0040] Particular duplexes include the following, wherein each duplex targets a sequence comprising a set of SEQ ID NOs, wherein the first SEQ ID NO corresponds to the first strand of the target (e.g., an antisense) and the second SEQ ID NO corresponds to the second strand of the target (e.g., a sense strand): hs_HSF1_175_A22_S26 (SEQ ID NOs. 12 and 96); hs_HSF1_175_A25_S27 (SEQ ID NOs. 24 and 108); hs_HSF1_175_A81_S26 (SEQ ID NOs. 36 and 120); hs_HSF1_175_A48_S26 (SEQ ID NOs. 48 and 132); hs_HSF1_175_A82_S36 (SEQ ID NOs. 60 and 144); hs_HSF1_175_A83_S36 (SEQ ID NOs. 72 and 156); hs_HSF1_175_A84_S36 (SEQ ID NOs. 84 and 168); hs_HSF1_517_A22_S26 (SEQ ID NOs. 4 and 88); hs_HSF1_517_A25_S27 (SEQ ID NOs. 16 and 100); hs_HSF1_517_A81_S26 (SEQ ID NOs. 28 and 112); hs_HSF1_517_A48_S26 (SEQ ID NOs. 40 and 124); hs_HSF1_517_A82_S36 (SEQ ID NOs. 52 and 136); hs_HSF1_517_A83_S36 (SEQ ID NOs. 64 and 148); hs_HSF1_517_A84_S36 (SEQ ID NOs. 76 and 160); hs_HSF1_562_A22_S26 (SEQ ID NOs. 1 and 85); hs_HSF1_562_A25_S27 (SEQ ID NOs. 13 and 97); hs_HSF1_562_A81_S26 (SEQ ID NOs. 25 and 109); hs_HSF1_562_A48_S26 (SEQ ID NOs. 37 and 121); hs_HSF1_562_A82_S36 (SEQ ID NOs. 49 and 133); hs_HSF1_562_A83_S36 (SEQ ID NOs. 61 and 145); hs_HSF1_562_A84_S36 (SEQ ID NOs. 73 and 157); hs_HSF1_751_A22_S26 (SEQ ID NOs. 2 and 86); hs_HSF1_751_A25_S27 (SEQ ID NOs. 14 and 98); hs_HSF1_751_A81_S26 (SEQ ID NOs. 26 and 110); hs_HSF1_751_A48_S26 (SEQ ID NOs. 38 and 122); hs_HSF1_751_A82_S36 (SEQ ID NOs. 50 and 134); hs_HSF1_751_A83_S36 (SEQ ID NOs. 62 and 146); hs_HSF1_751_A84_S36 (SEQ ID NOs. 74 and 158); hs_HSF1_755_A22_S26 (SEQ ID NOs. 3 and 87); hs_HSF1_755_A25_S27 (SEQ ID NOs. 15 and 99); hs_HSF1_755_A81_S26 (SEQ ID NOs. 27 and 111); hs_HSF1_755_A48_S26 (SEQ ID NOs. 39 and 123); hs_HSF1_755_A82_S36 (SEQ ID NOs. 51 and 135); hs_HSF1_755_A83_S36 (SEQ ID NOs. 63 and 147); hs_HSF1_755_A84_S36 (SEQ ID NOs. 75 and 159); hs_HSF1_846_A22_S26 (SEQ ID NOs. 5 and 89); hs_HSF1_846_A25_S27 (SEQ ID NOs. 17 and 101); hs_HSF1_846_A81_S26 (SEQ ID NOs. 29 and 113); hs_HSF1_846_A48_S26 (SEQ ID NOs. 41 and 125); hs_HSF1_846_A82_S36 (SEQ ID NOs. 53 and 137); hs_HSF1_846_A83_S36 (SEQ ID NOs. 65 and 149); hs_HSF1_846_A84_S36 (SEQ ID NOs. 77 and 161); hs_HSF1_1360_A22_S26 (SEQ ID NOs. 6 and 90); hs_HSF1_1360_A25_S27 (SEQ ID NOs. 18 and 102); hs_HSF1_1360_A81_S26 (SEQ ID NOs. 30 and 114); hs_HSF1_1360_A48_S26 (SEQ ID NOs. 42 and 126); hs_HSF1_1360_A82_S36 (SEQ ID NOs. 54 and 138); hs_HSF1_1360_A83_S36 (SEQ ID NOs. 66 and 150); hs_HSF1_1360_A84_S36 (SEQ ID NOs. 78 and 162); hs_HSF1_2030_A22_S26 (SEQ ID NOs. 7 and 91); hs_HSF1_2030_A25_S27 (SEQ ID NOs. 19 and 103); hs_HSF1_2030_A81_S26 (SEQ ID NOs. 31 and 115); hs_HSF1_2030_A48_S26 (SEQ ID NOs. 43 and 127); hs_HSF1_2030_A82_S36 (SEQ ID NOs. 55 and 139); hs_HSF1_2030_A83_S36 (SEQ ID NOs. 67 and 151); hs_HSF1_2030_A84_S36 (SEQ ID NOs. 79 and 163); hs_HSF1_2034_A22_S26 (SEQ ID NOs. 8 and 92); hs_HSF1_2034_A25_S27 (SEQ ID NOs. 20 and 104); hs_HSF1_2034_A81_S26 (SEQ ID

NOs. 32 and 116); hs_HSF1_2034_A48_S26 (SEQ ID NOs. 44 and 128); hs_HSF1_2034_A82_S36 (SEQ ID NOs. 56 and 140); hs_HSF1_2034_A83_S36 (SEQ ID NOs. 68 and 152); hs_HSF1_2034_A84_S36 (SEQ ID NOs. 80 and 164); hs_HSF1_2138_A22_S26 (SEQ ID NOs. 9 and 93); hs_HSF1_2138_A25_S27 (SEQ ID NOs. 21 and 105); hs_HSF1_2138_A81_S26 (SEQ ID NOs. 33 and 117); hs_HSF1_2138_A48_S26 (SEQ ID NOs. 45 and 129); hs_HSF1_2138_A82_S36 (SEQ ID NOs. 57 and 141); hs_HSF1_2138_A83_S36 (SEQ ID NOs. 69 and 153); hs_HSF1_2138_A84_S36 (SEQ ID NOs. 81 and 165); hs_HSF1_2153_A22_S26 (SEQ ID NOs. 10 and 94); hs_HSF1_2153_A25_S27 (SEQ ID NOs. 22 and 106); hs_HSF1_2153_A81_S26 (SEQ ID NOs. 34 and 118); hs_HSF1_2153_A48_S26 (SEQ ID NOs. 46 and 130); hs_HSF1_2153_A82_S36 (SEQ ID NOs. 58 and 142); hs_HSF1_2153_A83_S36 (SEQ ID NOs. 70 and 154); hs_HSF1_2153_A84_S36 (SEQ ID NOs. 82 and 166); hs_HSF1_2154_A22_S26 (SEQ ID NOs. 11 and 95); hs_HSF1_2154_A25_S27 (SEQ ID NOs. 23 and 107); hs_HSF1_2154_A81_S26 (SEQ ID NOs. 35 and 119); hs_HSF1_2154_A48_S26 (SEQ ID NOs. 47 and 131); hs_HSF1_2154_A82_S36 (SEQ ID NOs. 59 and 143); hs_HSF1_2154_A83_S36 (SEQ ID NOs. 71 and 155); hs_HSF1_2154_A84_S36 (SEQ ID NOs. 83 and 167).

[0041] Particular duplexes include the following wherein each duplex (e.g., RNAi agent) comprises a set of SEQ ID NOs, wherein the first SEQ ID NO corresponds to a first strand and the second SEQ ID NO corresponds to a second strand, wherein the sequences are not necessarily modified: hs_HSF1_175_A22_S26 (SEQ ID NOs. 180 and 264); hs_HSF1_175_A25_S27 (SEQ ID NOs. 192 and 276); hs_HSF1_175_A81_S26 (SEQ ID NOs. 204 and 288); hs_HSF1_175_A48_S26 (SEQ ID NOs. 216 and 300); hs_HSF1_175_A82_S36 (SEQ ID NOs. 228 and 312); hs_HSF1_175_A83_S36 (SEQ ID NOs. 240 and 324); hs_HSF1_175_A84_S36 (SEQ ID NOs. 252 and 336); hs_HSF1_517_A22_S26 (SEQ ID NOs. 172 and 256); hs_HSF1_517_A25_S27 (SEQ ID NOs. 184 and 268); hs_HSF1_517_A81_S26 (SEQ ID NOs. 196 and 280); hs_HSF1_517_A48_S26 (SEQ ID NOs. 208 and 292); hs_HSF1_517_A82_S36 (SEQ ID NOs. 220 and 304); hs_HSF1_517_A83_S36 (SEQ ID NOs. 232 and 316); hs_HSF1_517_A84_S36 (SEQ ID NOs. 244 and 328); hs_HSF1_562_A22_S26 (SEQ ID NOs. 169 and 253); hs_HSF1_562_A25_S27 (SEQ ID NOs. 181 and 265); hs_HSF1_562_A81_S26 (SEQ ID NOs. 193 and 277); hs_HSF1_562_A48_S26 (SEQ ID NOs. 205 and 289); hs_HSF1_562_A82_S36 (SEQ ID NOs. 217 and 301); hs_HSF1_562_A83_S36 (SEQ ID NOs. 229 and 313); hs_HSF1_562_A84_S36 (SEQ ID NOs. 241 and 325); hs_HSF1_751_A22_S26 (SEQ ID NOs. 170 and 254); hs_HSF1_751_A25_S27 (SEQ ID NOs. 182 and 266); hs_HSF1_751_A81_S26 (SEQ ID NOs. 194 and 278); hs_HSF1_751_A48_S26 (SEQ ID NOs. 206 and 290); hs_HSF1_751_A82_S36 (SEQ ID NOs. 218 and 302); hs_HSF1_751_A83_S36 (SEQ ID NOs. 230 and 314); hs_HSF1_751_A84_S36 (SEQ ID NOs. 242 and 326); hs_HSF1_755_A22_S26 (SEQ ID NOs. 171 and 255); hs_HSF1_755_A25_S27 (SEQ ID NOs. 183 and 267); hs_HSF1_755_A81_S26 (SEQ ID NOs. 195 and 279); hs_HSF1_755_A48_S26 (SEQ ID NOs. 207 and 291); hs_HSF1_755_A82_S36 (SEQ ID NOs. 219 and 303);

hs_HSF1_755_A83_S36 (SEQ ID NOs. 231 and 315); hs_HSF1_755_A84_S36 (SEQ ID NOs. 243 and 327); hs_HSF1_846_A22_S26 (SEQ ID NOs. 173 and 257); hs_HSF1_846_A25_S27 (SEQ ID NOs. 185 and 269); hs_HSF1_846_A81_S26 (SEQ ID NOs. 197 and 281); hs_HSF1_846_A48_S26 (SEQ ID NOs. 209 and 293); hs_HSF1_846_A82_S36 (SEQ ID NOs. 221 and 305); hs_HSF1_846_A83_S36 (SEQ ID NOs. 233 and 317); hs_HSF1_846_A84_S36 (SEQ ID NOs. 245 and 329); hs_HSF1_1360_A22_S26 (SEQ ID NOs. 174 and 258); hs_HSF1_1360_A25_S27 (SEQ ID NOs. 186 and 270); hs_HSF1_1360_A81_S26 (SEQ ID NOs. 198 and 282); hs_HSF1_1360_A48_S26 (SEQ ID NOs. 210 and 294); hs_HSF1_1360_A82_S36 (SEQ ID NOs. 222 and 306); hs_HSF1_1360_A83_S36 (SEQ ID NOs. 234 and 318); hs_HSF1_1360_A84_S36 (SEQ ID NOs. 246 and 330); hs_HSF1_2030_A22_S26 (SEQ ID NOs. 175 and 259); hs_HSF1_2030_A25_S27 (SEQ ID NOs. 187 and 271); hs_HSF1_2030_A81_S26 (SEQ ID NOs. 199 and 283); hs_HSF1_2030_A48_S26 (SEQ ID NOs. 211 and 295); hs_HSF1_2030_A82_S36 (SEQ ID NOs. 223 and 307); hs_HSF1_2030_A83_S36 (SEQ ID NOs. 235 and 319); hs_HSF1_2030_A84_S36 (SEQ ID NOs. 247 and 331); hs_HSF1_2034_A22_S26 (SEQ ID NOs. 176 and 260); hs_HSF1_2034_A25_S27 (SEQ ID NOs. 188 and 272); hs_HSF1_2034_A81_S26 (SEQ ID NOs. 200 and 284); hs_HSF1_2034_A48_S26 (SEQ ID NOs. 212 and 296); hs_HSF1_2034_A82_S36 (SEQ ID NOs. 224 and 308); hs_HSF1_2034_A83_S36 (SEQ ID NOs. 236 and 320); hs_HSF1_2034_A84_S36 (SEQ ID NOs. 248 and 332); hs_HSF1_2138_A22_S26 (SEQ ID NOs. 177 and 261); hs_HSF1_2138_A25_S27 (SEQ ID NOs. 189 and 273); hs_HSF1_2138_A81_S26 (SEQ ID NOs. 201 and 285); hs_HSF1_2138_A48_S26 (SEQ ID NOs. 213 and 297); hs_HSF1_2138_A82_S36 (SEQ ID NOs. 225 and 309); hs_HSF1_2138_A83_S36 (SEQ ID NOs. 237 and 321); hs_HSF1_2138_A84_S36 (SEQ ID NOs. 249 and 333); hs_HSF1_2153_A22_S26 (SEQ ID NOs. 178 and 262); hs_HSF1_2153_A25_S27 (SEQ ID NOs. 190 and 274); hs_HSF1_2153_A81_S26 (SEQ ID NOs. 202 and 286); hs_HSF1_2153_A48_S26 (SEQ ID NOs. 214 and 298); hs_HSF1_2153_A82_S36 (SEQ ID NOs. 226 and 310); hs_HSF1_2153_A83_S36 (SEQ ID NOs. 238 and 322); hs_HSF1_2153_A84_S36 (SEQ ID NOs. 250 and 334); hs_HSF1_2154_A22_S26 (SEQ ID NOs. 179 and 263); hs_HSF1_2154_A25_S27 (SEQ ID NOs. 191 and 275); hs_HSF1_2154_A81_S26 (SEQ ID NOs. 203 and 287); hs_HSF1_2154_A48_S26 (SEQ ID NOs. 215 and 299); hs_HSF1_2154_A82_S36 (SEQ ID NOs. 227 and 311); hs_HSF1_2154_A83_S36 (SEQ ID NOs. 239 and 323); and hs_HSF1_2154_A84_S36 (SEQ ID NOs. 251 and 335). In these various embodiments, the first strand and the second strand are the antisense and sense strand, respectively, or the second and the first strand are the antisense and sense strand, respectively. The disclosure also encompasses modified variants of these duplexes (e.g., duplexes with one or more modifications).

[0042] Particular duplexes include the following wherein each duplex (e.g., RNAi agent) comprises a set of SEQ ID NOs, wherein the first SEQ ID NO corresponds to a first strand and the second SEQ ID NO corresponds to a second strand, wherein the sequences ARE modified:

hs_HSF1_175_A22_S26 (SEQ ID NOs. 348 and 432); hs_HSF1_175_A25_S27 (SEQ ID NOs. 360 and 444); hs_HSF1_175_A81_S26 (SEQ ID NOs. 372 and 456); hs_HSF1_175_A48_S26 (SEQ ID NOs. 384 and 468); hs_HSF1_175_A82_S36 (SEQ ID NOs. 396 and 480); hs_HSF1_175_A83_S36 (SEQ ID NOs. 408 and 492); hs_HSF1_175_A84_S36 (SEQ ID NOs. 420 and 504);
hs_HSF1_517_A22_S26 (SEQ ID NOs. 340 and 424); hs_HSF1_517_A25_S27 (SEQ ID NOs. 352 and 436); hs_HSF1_517_A81_S26 (SEQ ID NOs. 364 and 448); hs_HSF1_517_A48_S26 (SEQ ID NOs. 376 and 460); hs_HSF1_517_A82_S36 (SEQ ID NOs. 388 and 472); hs_HSF1_517_A83_S36 (SEQ ID NOs. 400 and 484); hs_HSF1_517_A84_S36 (SEQ ID NOs. 412 and 496);
hs_HSF1_562_A22_S26 (SEQ ID NOs. 337 and 421); hs_HSF1_562_A25_S27 (SEQ ID NOs. 349 and 433); hs_HSF1_562_A81_S26 (SEQ ID NOs. 361 and 445); hs_HSF1_562_A48_S26 (SEQ ID NOs. 373 and 457); hs_HSF1_562_A82_S36 (SEQ ID NOs. 385 and 469); hs_HSF1_562_A83_S36 (SEQ ID NOs. 397 and 481); hs_HSF1_562_A84_S36 (SEQ ID NOs. 409 and 493);
hs_HSF1_751_A22_S26 (SEQ ID NOs. 338 and 422); hs_HSF1_751_A25_S27 (SEQ ID NOs. 350 and 434); hs_HSF1_751_A81_S26 (SEQ ID NOs. 362 and 446); hs_HSF1_751_A48_S26 (SEQ ID NOs. 374 and 458); hs_HSF1_751_A82_S36 (SEQ ID NOs. 386 and 470); hs_HSF1_751_A83_S36 (SEQ ID NOs. 398 and 482); hs_HSF1_751_A84_S36 (SEQ ID NOs. 410 and 494);
hs_HSF1_755_A22_S26 (SEQ ID NOs. 339 and 423); hs_HSF1_755_A25_S27 (SEQ ID NOs. 351 and 435); hs_HSF1_755_A81_S26 (SEQ ID NOs. 363 and 447); hs_HSF1_755_A48_S26 (SEQ ID NOs. 375 and 459); hs_HSF1_755_A82_S36 (SEQ ID NOs. 387 and 471); hs_HSF1_755_A83_S36 (SEQ ID NOs. 399 and 483); hs_HSF1_755_A84_S36 (SEQ ID NOs. 411 and 495);
hs_HSF1_846_A22_S26 (SEQ ID NOs. 341 and 425); hs_HSF1_846_A25_S27 (SEQ ID NOs. 353 and 437); hs_HSF1_846_A81_S26 (SEQ ID NOs. 365 and 449); hs_HSF1_846_A48_S26 (SEQ ID NOs. 377 and 461); hs_HSF1_846_A82_S36 (SEQ ID NOs. 389 and 473); hs_HSF1_846_A83_S36 (SEQ ID NOs. 401 and 485); hs_HSF1_846_A84_S36 (SEQ ID NOs. 413 and 497);
hs_HSF1_1360_A22_S26 (SEQ ID NOs. 342 and 426); hs_HSF1_1360_A25_S27 (SEQ ID NOs. 354 and 438); hs_HSF1_1360_A81_S26 (SEQ ID NOs. 366 and 450); hs_HSF1_1360_A48_S26 (SEQ ID NOs. 378 and 462); hs_HSF1_1360_A82_S36 (SEQ ID NOs. 390 and 474);
hs_HSF1_1360_A83_S36 (SEQ ID NOs. 402 and 486); hs_HSF1_1360_A84_S36 (SEQ ID NOs. 414 and 498); hs_HSF1_2030_A22_S26 (SEQ ID NOs. 343 and 427); hs_HSF1_2030_A25_S27 (SEQ ID NOs. 355 and 439); hs_HSF1_2030_A81_S26 (SEQ ID NOs. 367 and 451);
hs_HSF1_2030_A48_S26 (SEQ ID NOs. 379 and 463); hs_HSF1_2030_A82_S36 (SEQ ID NOs. 391 and 475); hs_HSF1_2030_A83_S36 (SEQ ID NOs. 403 and 487); hs_HSF1_2030_A84_S36 (SEQ ID NOs. 415 and 499); hs_HSF1_2034_A22_S26 (SEQ ID NOs. 344 and 428);
hs_HSF1_2034_A25_S27 (SEQ ID NOs. 356 and 440); hs_HSF1_2034_A81_S26 (SEQ ID NOs. 368 and 452); hs_HSF1_2034_A48_S26 (SEQ ID NOs. 380 and 464); hs_HSF1_2034_A82_S36 (SEQ ID NOs. 392 and 476); hs_HSF1_2034_A83_S36 (SEQ ID NOs. 404 and 488);
hs_HSF1_2034_A84_S36 (SEQ ID NOs. 416 and 500); hs_HSF1_2138_A22_S26 (SEQ ID NOs.

345 and 429); hs_HSF1_2138_A25_S27 (SEQ ID NOs. 357 and 441); hs_HSF1_2138_A81_S26 (SEQ ID NOs. 369 and 453); hs_HSF1_2138_A48_S26 (SEQ ID NOs. 381 and 465); hs_HSF1_2138_A82_S36 (SEQ ID NOs. 393 and 477); hs_HSF1_2138_A83_S36 (SEQ ID NOs. 405 and 489); hs_HSF1_2138_A84_S36 (SEQ ID NOs. 417 and 501); hs_HSF1_2153_A22_S26 (SEQ ID NOs. 346 and 430); hs_HSF1_2153_A25_S27 (SEQ ID NOs. 358 and 442); hs_HSF1_2153_A81_S26 (SEQ ID NOs. 370 and 454); hs_HSF1_2153_A48_S26 (SEQ ID NOs. 382 and 466); hs_HSF1_2153_A82_S36 (SEQ ID NOs. 394 and 478); hs_HSF1_2153_A83_S36 (SEQ ID NOs. 406 and 490); hs_HSF1_2153_A84_S36 (SEQ ID NOs. 418 and 502); hs_HSF1_2154_A22_S26 (SEQ ID NOs. 347 and 431); hs_HSF1_2154_A25_S27 (SEQ ID NOs. 359 and 443); hs_HSF1_2154_A81_S26 (SEQ ID NOs. 371 and 455); hs_HSF1_2154_A48_S26 (SEQ ID NOs. 383 and 467); hs_HSF1_2154_A82_S36 (SEQ ID NOs. 395 and 479); hs_HSF1_2154_A83_S36 (SEQ ID NOs. 407 and 491); and hs_HSF1_2154_A84_S36 (SEQ ID NOs. 419 and 503). In these various embodiments, the first strand and the second strand are the antisense and sense strand, respectively, or the second and the first strand are the antisense and sense strand, respectively. The disclosure also encompasses different modifications of these duplexes (e.g., duplexes with the same nucleotide sequence, but with different modifications).

[0043] In addition to the described example modifications, other modified variants can be made using the nucleotide sequences provided.

[0044] Table A1. SEQ ID NOs. for RNAi Agents to HSF1.

[0045] Provided in Table A1 are: Nickname for the sequence (wherein each sequence nickname begins with hs_HSF1_*, where * is the nickname provided in each row; e.g., “175_A22_S26” is the same as “hs_HSF1_175_A22_S26”, etc.); target sequence (AS, antisense; and Sense strand); RNAi agent sequence provided as a sequence which is not modified (antisense and sense); RNAi agent sequence provided as an example modified variant (antisense and sense); and Position within the HSF1 gene. Note that at time duplexes are referred to by their position; e.g., “hs_HSF1_175” is sometimes referred to as simply HSF1-175; “hs_HSF1_517” is sometimes referred to as simply “HSF1-517,” etc.

Nickname	TARGET		RNAI AGENT (NOT MODIFIED)		RNAI AGENT (MODIFIED)		Position
	AS SEQ ID NO:	SENSE SEQ ID NO:	AS SEQ ID NO:	SENSE SEQ ID NO:	AS SEQ ID NO:	SENSE SEQ ID NO:	
175_A22_S26	12	96	180	264	348	432	175
175_A25_S27	24	108	192	276	360	444	175
175_A81_S26	36	120	204	288	372	456	175
175_A48_S26	48	132	216	300	384	468	175

175_ A82_ S36	60	144	228	312	396	480	175
175_ A83_ S36	72	156	240	324	408	492	175
175_ A84_ S36	84	168	252	336	420	504	175
517_ A22_ S26	4	88	172	256	340	424	517
517_ A25_ S27	16	100	184	268	352	436	517
517_ A81_ S26	28	112	196	280	364	448	517
517_ A48_ S26	40	124	208	292	376	460	517
517_ A82_ S36	52	136	220	304	388	472	517
517_ A83_ S36	64	148	232	316	400	484	517
517_ A84_ S36	76	160	244	328	412	496	517
562_ A22_ S26	1	85	169	253	337	421	562
562_ A25_ S27	13	97	181	265	349	433	562
562_ A81_ S26	25	109	193	277	361	445	562
562_ A48_ S26	37	121	205	289	373	457	562
562_ A82_ S36	49	133	217	301	385	469	562
562_ A83_ S36	61	145	229	313	397	481	562
562_ A84_ S36	73	157	241	325	409	493	562
751_ A22_ S26	2	86	170	254	338	422	751
751_ A25_ S27	14	98	182	266	350	434	751
751_ A81_ S26	26	110	194	278	362	446	751
751_ A48_ S26	38	122	206	290	374	458	751
751_ A82_ S36	50	134	218	302	386	470	751
751_ A83_ S36	62	146	230	314	398	482	751
751_ A84_ S36	74	158	242	326	410	494	751
755_ A22_ S26	3	87	171	255	339	423	755
755_ A25_ S27	15	99	183	267	351	435	755
755_ A81_ S26	27	111	195	279	363	447	755
755_ A48_ S26	39	123	207	291	375	459	755
755_ A82_ S36	51	135	219	303	387	471	755
755_ A83_ S36	63	147	231	315	399	483	755
755_ A84_ S36	75	159	243	327	411	495	755
846_ A22_ S26	5	89	173	257	341	425	846
846_ A25_ S27	17	101	185	269	353	437	846
846_ A81_ S26	29	113	197	281	365	449	846
846_ A48_ S26	41	125	209	293	377	461	846

846_A82_S36	53	137	221	305	389	473	846
846_A83_S36	65	149	233	317	401	485	846
846_A84_S36	77	161	245	329	413	497	846
1360_A22_S26	6	90	174	258	342	426	1360
1360_A25_S27	18	102	186	270	354	438	1360
1360_A81_S26	30	114	198	282	366	450	1360
1360_A48_S26	42	126	210	294	378	462	1360
1360_A82_S36	54	138	222	306	390	474	1360
1360_A83_S36	66	150	234	318	402	486	1360
1360_A84_S36	78	162	246	330	414	498	1360
2030_A22_S26	7	91	175	259	343	427	2030
2030_A25_S27	19	103	187	271	355	439	2030
2030_A81_S26	31	115	199	283	367	451	2030
2030_A48_S26	43	127	211	295	379	463	2030
2030_A82_S36	55	139	223	307	391	475	2030
2030_A83_S36	67	151	235	319	403	487	2030
2030_A84_S36	79	163	247	331	415	499	2030
2034_A22_S26	8	92	176	260	344	428	2034
2034_A25_S27	20	104	188	272	356	440	2034
2034_A81_S26	32	116	200	284	368	452	2034
2034_A48_S26	44	128	212	296	380	464	2034
2034_A82_S36	56	140	224	308	392	476	2034
2034_A83_S36	68	152	236	320	404	488	2034
2034_A84_S36	80	164	248	332	416	500	2034
2138_A22_S26	9	93	177	261	345	429	2138
2138_A25_S27	21	105	189	273	357	441	2138
2138_A81_S26	33	117	201	285	369	453	2138
2138_A48_S26	45	129	213	297	381	465	2138
2138_A82_S36	57	141	225	309	393	477	2138
2138_A83_S36	69	153	237	321	405	489	2138
2138_A84_S36	81	165	249	333	417	501	2138
2153_A22_S26	10	94	178	262	346	430	2153
2153_A25_S27	22	106	190	274	358	442	2153
2153_A81_S26	34	118	202	286	370	454	2153
2153_A48_S26	46	130	214	298	382	466	2153

2153_ A82_ S36	58	142	226	310	394	478	2153
2153_ A83_ S36	70	154	238	322	406	490	2153
2153_ A84_ S36	82	166	250	334	418	502	2153
2154_ A22_ S26	11	95	179	263	347	431	2154
2154_ A25_ S27	23	107	191	275	359	443	2154
2154_ A81_ S26	35	119	203	287	371	455	2154
2154_ A48_ S26	47	131	215	299	383	467	2154
2154_ A82_ S36	59	143	227	311	395	479	2154
2154_ A83_ S36	71	155	239	323	407	491	2154
2154_ A84_ S36	83	167	251	335	419	503	2154

[0046] Note that in some texts the nickname may contain an underscore after “hs”. This underscore is insignificant; e.g., “hs_HSF1_562_ A22_S26” is identical to “hsHSF1_562_ A22_S26”. Sequence nicknames may also appear with internal spaces () after the underscores (_); these too are not significant. In addition, some RNAi agents to HSF1 have multiple designations. hs_ HSF1_2138_ is also known as HSF1_2138, HSF1_2138_NBC, and HSF1_2120_ALNY. Similarly, other RNAi agents may have the “hs_” portion of the prefix deleted or an additional suffix “NBC” appended. RNAi agent hs_ HSF1_562 is also known as HSF-544 or HSF-544-1. hs_ HSF1_562_ is also known as AD-20487-b1 and AD-30071; hs_ HSF1_751_ is also known as AD-20560-b1 and AD-37739; hs_ HSF1_755_ is also known as AD-20564 and AD-36971; and hs_ HSF1_517_ is also known as AD-20397-b1. The suffix “b” followed by a number indicates batch number; thus, “b1” indicates batch 1. However, note that the batch number does not affect the nucleotide sequence; e.g., AD-20397-b1 has the same nucleotide sequence as AD-20397.

[0047] **An RNAi agent comprising an antisense strand of an RNAi agent described herein.**

[0048] In one particular specific embodiment, the present disclosure relates to a composition comprising an RNAi agent comprising an antisense strand, wherein the antisense strand comprises at least 15 contiguous nucleotides differing by 0, 1, 2, or 3 nucleotides from the antisense strand of an RNAi agent to HSF1 selected from those antisense strands in the specific duplexes provided above and as listed in Tables A1, 1, 2, 3, 4, 5, 6, or 7.

[0049] Various particular specific embodiments of this embodiment are described below.

[0050] In one embodiment, the composition further comprises a second RNAi agent to HSF1. In various embodiments, the second RNAi agent is physically separate from the first, or the two are physically connected (e.g., covalently linked or otherwise conjugated). In various embodiments, the first and second RNAi agents are co-administered, or administered simultaneously or sequentially.

[0051] In one embodiment, the antisense strand is about 30 or fewer nucleotides in length.

[0052] In one embodiment, the antisense strand forms a duplex region with a sense strand, wherein the duplex region is about 15 to 30 nucleotide pairs in length.

[0053] In one embodiment, the antisense strand is about 15 to about 30 nucleotides in length, including about 19 to about 49, about 19 to about 30, about 19 to about 23 nucleotides in length. In one embodiment, the antisense strand has at least the length selected from about 15 nucleotides, about 16 nucleotides, about 17 nucleotides, about 18 nucleotides, about 19 nucleotides, about 20 nucleotides, about 21 nucleotides, about 22 nucleotides, about 23 nucleotides, about 24 nucleotides, about 25 nucleotides, about 26 nucleotides, about 27 nucleotides, about 28 nucleotides, about 29 nucleotides and 30 nucleotides.

[0054] In one embodiment, the RNAi agent comprises a modification that causes the RNAi agent to have increased stability in a biological sample or environment, e.g., blood serum or intestinal lavage fluid.

[0055] In one embodiment, the RNAi agent comprises at least one sugar backbone modification (e.g., phosphorothioate linkage) or at least one 2'-modified nucleotide. In various embodiments, one, more than one, or all the pyrimidines are 2' O-methyl-modified nucleotides.

[0056] In one embodiment, the RNAi agent comprises: at least one 5'-uridine-adenine-3' (5'-ua-3') dinucleotide, wherein the uridine is a 2'-modified nucleotide; at least one 5'-uridine-guanine-3' (5'-ug-3') dinucleotide, wherein the 5'-uridine is a 2'-modified nucleotide; at least one 5'-cytidine-adenine-3' (5'-ca-3') dinucleotide, wherein the 5'-cytidine is a 2'-modified nucleotide; or at least one 5'-uridine-uridine-3' (5'-uu-3') dinucleotide, wherein the 5'-uridine is a 2'-modified nucleotide. These dinucleotide motifs are particularly prone to serum nuclease degradation (e.g. RNase A). Chemical modification at the 2'-position of the first pyrimidine nucleotide in the motif prevents or slows down such cleavage. This modification recipe is also known under the term 'endolight'.

[0057] In one embodiment, the RNAi agent comprises a 2'-modification selected from the group consisting of: 2'-deoxy, 2'-deoxy-2'-fluoro, 2'-O-methyl, 2'-O-methoxyethyl (2'-O-MOE), 2'-O-aminopropyl (2'-O-AP), 2'-O-dimethylaminoethyl (2'-O-DMAOE), 2'-O-dimethylaminopropyl (2'-O-DMAP), 2'-O-dimethylaminoethoxyethyl (2'-O-DMAEOE), and 2'-O-N-methylacetamido (2'-O-NMA). In one embodiment, all pyrimidines (uridine and cytidine) are 2' O-methyl-modified nucleosides.

[0058] In one embodiment, the RNAi agent comprises at least one blunt end.

[0059] In one embodiment, the RNAi agent comprises an overhang having 1 nt to 4 nt unpaired.

[0060] In one embodiment, the RNAi agent comprises an overhang at the 3'-end of the antisense strand of the RNAi agent.

[0061] In one embodiment, the RNAi agent is ligated to one or more diagnostic compound, reporter group, cross-linking agent, nuclease-resistance conferring moiety, natural or unusual

nucleobase, lipophilic molecule, cholesterol, lipid, lectin, steroid, uvaol, hecigenin, diosgenin, terpene, triterpene, sarsasapogenin, Friedelin, epifriedelanol-derivatized lithocholic acid, vitamin, carbohydrate, dextran, pullulan, chitin, chitosan, synthetic carbohydrate, oligo lactate 15-mer, natural polymer, low- or medium-molecular weight polymer, inulin, cyclodextrin, hyaluronic acid, protein, protein-binding agent, integrin-targeting molecule, polycationic, peptide, polyamine, peptide mimic, and/or transferrin.

[0062] In one embodiment, the RNAi agent is capable of inhibiting expression of HSF1 by at least about 60% in HeLa, GTL-16, or SK-BR-3 cells *in vitro*, or Hep3B tumor cells *in vitro*.

[0063] In one embodiment, the RNAi agent is capable of inhibiting expression of HSF1 by at least about 70% in HeLa, GTL-16, or SK-BR-3 cells *in vitro*, or Hep3B tumor cells *in vitro*.

[0064] In one embodiment, the RNAi agent is capable of inhibiting expression of HSF1 by at least about 75% in HeLa, GTL-16, or SK-BR-3 cells *in vitro*, or Hep3B tumor cells *in vitro*.

[0065] In one embodiment, the RNAi agent is capable of inhibiting expression of HSF1 by at least about 80% in HeLa, GTL-16, or SK-BR-3 cells *in vitro*, or Hep3B tumor cells *in vitro*.

[0066] In one embodiment, the RNAi agent is capable of inhibiting expression of HSF1 by at least about 90% in HeLa, GTL-16, or SK-BR-3 cells *in vitro*, or Hep3B tumor cells *in vitro*.

[0067] In one embodiment, the RNAi agent is capable of inhibiting expression of HSF1 by at least about 95% in HeLa, GTL-16, or SK-BR-3 cells *in vitro*, or Hep3B tumor cells *in vitro*.

[0068] In one embodiment, the RNAi agent is capable of inhibiting expression of HSF1 by at least about 99% in HeLa, GTL-16, or SK-BR-3 cells *in vitro*, or Hep3B tumor cells *in vitro*.

[0069] In one embodiment, the RNAi has an EC50 of no more than about 0.1 nM. EC50 is effective concentration to reduce gene expression by 50%.

[0070] In one embodiment, the RNAi has an EC50 of no more than about 0.01 nM.

[0071] In one embodiment, the RNAi has an EC50 of no more than about 0.001 nM.

[0072] **An RNAi agent comprising a first and second strand of an RNAi described herein.**

[0073] In one particular specific embodiment, the present disclosure relates to a composition comprising an RNAi agent comprising a first strand and an second strand, wherein the first strand and second strand comprise at least 15 contiguous nucleotides differing by 0, 1, 2, or 3 nucleotides from the first and second strand, respectively, of an RNAi agent to HSF1 selected from the specific duplexes provided above and as listed in Tables A1, 1, 2, 3, 4, 5, 6, or 7. In one particular specific embodiment, the present disclosure relates to a composition comprising an RNAi agent comprising a first strand and an second strand, wherein the first strand and second strand comprise at least 15 contiguous nucleotides from the first and second strand, respectively, of an RNAi agent to HSF1 selected from the specific duplexes provided above and as listed in Tables A1, 1, 2, 3, 4, 5, 6, or 7. In one particular specific embodiment, the present disclosure relates to a composition comprising an RNAi agent comprising a first strand and an second strand, wherein the sequence of the first strand

comprises the sequence of the first strand of an RNAi agent to HSF1 selected from the specific duplexes provided above and as listed in Tables A1, 1, 2, 3, 4, 5, 6, or 7. In one particular specific embodiment, the present disclosure relates to a composition comprising an RNAi agent comprising a first strand and an second strand, wherein the sequence of the first strand is the sequence of the first strand of an RNAi agent to HSF1 selected from the specific duplexes provided above and as listed in Tables A1, 1, 2, 3, 4, 5, 6, or 7. In one particular specific embodiment, the present disclosure relates to a composition comprising an RNAi agent comprising a first strand and an second strand, wherein the sequence of the first and/or second strand comprises the sequence of the first and/or second strand of an RNAi agent to HSF1 selected from the specific duplexes provided above and as listed in Tables A1, 1, 2, 3, 4, 5, 6, or 7. In one particular specific embodiment, the present disclosure relates to a composition comprising an RNAi agent comprising a first strand and an second strand, wherein the sequence of the first and/or second strand is the sequence of the first and/or second strand of an RNAi agent to HSF1 selected from the specific duplexes provided above and as listed in Tables A1, 1, 2, 3, 4, 5, 6, or 7. In one particular specific embodiment, the present disclosure relates to a composition comprising an RNAi agent comprising a first strand and an second strand, wherein the sequence of the first and/or second strand is the sequence of the first and/or second strand of an RNAi agent to HSF1 selected from the specific duplexes provided above and as listed in Tables A1, 1, 2, 3, 4, 5, 6, or 7, wherein the sequence of the first and/or second strand further comprises 1 to 20 nt.

[0074] Various particular specific embodiments of these embodiments are described below.

[0075] In one embodiment, the composition comprises a second RNAi agent to HSF1. In various embodiments, the second RNAi agent is physically separate from the first, or the two are physically connected (e.g., chemically linked or otherwise conjugated). In various embodiments, the first and second RNAi agents are co-administered, or administered simultaneously or sequentially.

[0076] In one embodiment, the second strand is about 30 or fewer nucleotides in length.

[0077] In one embodiment, the first strand and the second strand form a duplex region about 15 to about 30 nucleotide pairs in length.

[0078] In one embodiment, the antisense strand is about 15 to about 30 nucleotides in length, including about 19 to about 49, about 19 to about 30, about 19 to about 23 nucleotides in length. In one embodiment, the antisense strand has at least the length selected from about 15 nucleotides, about 16 nucleotides, about 17 nucleotides, about 18 nucleotides, about 19 nucleotides, about 20 nucleotides, about 21 nucleotides, about 22 nucleotides, about 23 nucleotides, about 24 nucleotides, about 25 nucleotides, about 26 nucleotides, about 27 nucleotides, about 28 nucleotides, about 29 nucleotides and 30 nucleotides.

[0079] In one embodiment, the RNAi agent comprises a modification that causes the RNAi agent to have increased stability in a biological sample or environment, e.g., blood serum or intestinal lavage fluid.

[0080] In one embodiment, the RNAi agent comprises at least one sugar backbone modification (e.g., phosphorothioate linkage) or at least one 2'-modified nucleotide. In various embodiments, one, more than one, or all the pyrimidines are 2' O-methyl-modified nucleotides.

[0081] In one embodiment, the RNAi agent comprises: at least one 5'-uridine-adenine-3' (5'-ua-3') dinucleotide, wherein the uridine is a 2'-modified nucleotide; at least one 5'-uridine-guanine-3' (5'-ug-3') dinucleotide, wherein the 5'-uridine is a 2'-modified nucleotide; at least one 5'-cytidine-adenine-3' (5'-ca-3') dinucleotide, wherein the 5'-cytidine is a 2'-modified nucleotide; or at least one 5'-uridine-uridine-3' (5'-uu-3') dinucleotide, wherein the 5'-uridine is a 2'-modified nucleotide.

[0082] In one embodiment, the RNAi agent comprises a 2'-modification selected from the group consisting of: 2'-deoxy, 2'-deoxy-2'-fluoro, 2'-O-methyl, 2'-O-methoxyethyl (2'-O-MOE), 2'-O-aminopropyl (2'-O-AP), 2'-O-dimethylaminoethyl (2'-O-DMAOE), 2'-O-dimethylaminopropyl (2'-O-DMAP), 2'-O-dimethylaminoethoxyethyl (2'-O-DMAEOE), and 2'-O-N-methylacetamido (2'-O-NMA). In one embodiment, all pyrimidines (uridine and cytidine) are 2' O-methyl-modified nucleosides.

[0083] In one embodiment, the RNAi agent comprises at least one blunt end.

[0084] In one embodiment, the RNAi agent comprises an overhang having 1 to 4 nt unpaired.

[0085] In one embodiment, the RNAi agent comprises an overhang at the 3'-end of the second strand of the RNAi agent.

[0086] In one embodiment, the RNAi agent is ligated to one or more diagnostic compound, reporter group, cross-linking agent, nuclease-resistance conferring moiety, natural or unusual nucleobase, lipophilic molecule, cholesterol, lipid, lectin, steroid, uvaol, hecigenin, diosgenin, terpene, triterpene, sarsasapogenin, Friedelin, epifriedelanol-derivatized lithocholic acid, vitamin, carbohydrate, dextran, pullulan, chitin, chitosan, synthetic carbohydrate, oligo lactate 15-mer, natural polymer, low- or medium-molecular weight polymer, inulin, cyclodextrin, hyaluronic acid, protein, protein-binding agent, integrin-targeting molecule, polycationic, peptide, polyamine, peptide mimic, and/or transferrin.

[0087] In one embodiment, the RNAi agent is capable of inhibiting expression of HSF1 by at least about 60% in HeLa, GTL-16, or SK-BR-3 cells *in vitro*, or Hep3B tumor cells *in vitro*.

[0088] In one embodiment, the RNAi agent is capable of inhibiting expression of HSF1 by at least about 70% in HeLa, GTL-16, or SK-BR-3 cells *in vitro*, or Hep3B tumor cells *in vitro*.

[0089] In one embodiment, the RNAi agent is capable of inhibiting expression of HSF1 by at least about 80% in HeLa, GTL-16, or SK-BR-3 cells *in vitro*, or Hep3B tumor cells *in vitro*.

[0090] In one embodiment, the RNAi agent is capable of inhibiting expression of HSF1 by at least about 90% in HeLa, GTL-16, or SK-BR-3 cells *in vitro*, or Hep3B tumor cells *in vitro*.

[0091] In one embodiment, the RNAi agent is capable of inhibiting expression of HSF1 by at least about 95% in HeLa, GTL-16, or SK-BR-3 cells *in vitro*, or Hep3B tumor cells *in vitro*.

[0092] In one embodiment, the RNAi agent is capable of inhibiting expression of HSF1 by at least about 99% in HeLa, GTL-16, or SK-BR-3 cells *in vitro*, or Hep3B tumor cells *in vitro*.

[0093] In one embodiment, the RNAi has an EC50 of no more than about 0.1 nM.

[0094] In one embodiment, the RNAi has an EC50 of no more than about 0.01 nM.

[0095] In one embodiment, the RNAi has an EC50 of no more than about 0.001 nM.

[0096] **Treatment using an RNAi agent comprising a RNAi agent described herein.**

[0097] In one particular specific embodiment, the present disclosure relates to a method of treating a HSF1-related disease in an individual, comprising the step of administering to the individual a therapeutically effective amount of a composition comprising an RNAi agent comprising an antisense strand, wherein the antisense strand comprises at least 15 contiguous nucleotides differing by 0, 1, 2, or 3 nucleotides from the antisense strand of an RNAi agent to HSF1 selected from those specific duplexes provided herein and as listed in Tables A1, 1, 2, 3, 4, 5, 6, or 7. In one embodiment of this method, the RNAi agent to HSF1 comprises an antisense strand duplexed with a sense strand, wherein the sense and antisense strands are selected from one or more of the sequences provided in Tables A1, 1, 2, 3, 4, 5, 6, or 7. In one particular specific embodiment of this method, the present disclosure relates to a composition comprising an RNAi agent comprising a first strand and a second strand, wherein the first strand and second strand comprise at least 15 contiguous nucleotides differing by 0, 1, 2, or 3 nucleotides from the first and second strand, respectively, of an RNAi agent to HSF1 selected from the specific duplexes provided above and as listed in Tables A1, 1, 2, 3, 4, 5, 6, or 7. In one particular specific embodiment of this method, the present disclosure relates to a composition comprising an RNAi agent comprising a first strand and a second strand, wherein the first strand and second strand comprise at least 15 contiguous nucleotides from the first and second strand, respectively, of an RNAi agent to HSF1 selected from the specific duplexes provided above and as listed in Tables A1, 1, 2, 3, 4, 5, 6, or 7. In one particular specific embodiment of this method, the present disclosure relates to a composition comprising an RNAi agent comprising a first strand and a second strand, wherein the sequence of the first strand comprises the sequence of the first strand of an RNAi agent to HSF1 selected from the specific duplexes provided above and as listed in Tables A1, 1, 2, 3, 4, 5, 6, or 7. In one particular specific embodiment of this method, the present disclosure relates to a composition comprising an RNAi agent comprising a first strand and a second strand, wherein the sequence of the first strand is the sequence of the first strand of an RNAi agent to HSF1 selected from the specific duplexes provided above and as listed in Tables A1, 1, 2, 3, 4, 5, 6, or 7. In one particular

specific embodiment of this method, the present disclosure relates to a composition comprising an RNAi agent comprising a first strand and an second strand, wherein the sequence of the first and/or second strand comprises the sequence of the first and/or second strand of an RNAi agent to HSF1 selected from the specific duplexes provided above and as listed in Tables A1, 1, 2, 3, 4, 5, 6, or 7. In one particular specific embodiment of this method, the present disclosure relates to a composition comprising an RNAi agent comprising a first strand and an second strand, wherein the sequence of the first and/or second strand is the sequence of the first and/or second strand of an RNAi agent to HSF1 selected from the specific duplexes provided above and as listed in Tables A1, 1, 2, 3, 4, 5, 6, or 7. In one particular specific embodiment of this method, the present disclosure relates to a composition comprising an RNAi agent comprising a first strand and an second strand, wherein the sequence of the first and/or second strand is the sequence of the first and/or second strand of an RNAi agent to HSF1 selected from the specific duplexes provided above and as listed in Tables A1, 1, 2, 3, 4, 5, 6, or 7, wherein the sequence of the first and/or second strand further comprises 1 to 20 nt.

[0098] Various particular specific embodiments of these embodiments are described below.

[0099] In one embodiment, the HSF1-related disease is proliferative disease such as, e.g., a cancer, or is an autoimmune disease, or is a viral disease.

[00100] In one embodiment, the HSF1-related disease is cancer selected from the list of bladder, bone, breast, cervical, colon, colorectal, endometrial, fibrosarcoma, gastric, haematopoietic, intestine, kidney, liver, lung, lymphoma, neuroectodermal, neuroblastoma, Ewing's sarcoma, osteosarcoma, ovary, pancreas, pleura, prostate, skin, squamous cell, stomach, and testicular cancers, leukemia, promyelocytic leukemia, and Hodgkin's disease.

[00101] In one embodiment, the method further comprises the step of administering an additional cancer treatment.

[00102] In one embodiment, the method further comprises the step of administering an additional cancer treatment selected from the list of actinomycin D, an inhibitor of HSP90 (heat shock protein 90), AUY922 (NVP-AUY922) (a HSP90 inhibitor), 17-AAG (tanespimycin), 17-DMAG (alvespimycin), IPI-504 (retaspimycin), IPI-493, SNX-5422 mesylate, AUY922, BIB021, CNF-2024, BIIB028, STA-9090, KW-2478, ATI3387, XL888, HSP990, MPC-3100, ABI-010 (as reviewed in Kim et al. 2009 Curr. Topics in Med. Chem. 9: 1479-1492), or 2-chlorodeoxyadenosine, 5-azacitidine, 5-fluoro-29-deoxyuridine, 5-fluorouracil, 6-mercaptopurine, 6-thioguanine, 7-hydroxystaurosporine, 13-cis-retinoic acid, a goserlin implant, alemtuzumab, alitretinoin, all-trans retinoic acid, alpha interferon, altretamine, amifostine, aminoglutethimide, anagrelide, anastrozole, arabinosylcytosine, arsenic trioxide, asparaginase, bacillus calmette-guerin, bendamustine, bevacizumab, bexarotene, bicalutamide, bleomycin, bortezomib, busulfan, camptothecin, capecitabine, carboplatin, carmustine, cetuximab, chlorambucil, cisplatin, cladribine, colcemid, Cycloheximide, cyclophosphamide, cytarabine, cytosine arabinoside (Ara-C), dacarbazine,

dactinomycin, dasatinib, daunorubicin liposomal, daunorubicin, decitabine, denileukin diftitox, dexamethazone, docetaxel, doxorubicin, edelfosine, ehlorambucil, epipodophyllotoxin, epirubicin, erlotinib, estramustine, etoposide, everolimus, exemestane, fenretinide, finasteride, flavopiridol, floxuridine, fludarabine, fluorouracil, fluoxymesterone, flutamide, fulvestrant, gefitinib, gemeitabine, gemtuzumab ozogamicin, goserelin, hexamethylmelamine, hydrocortisone, hydroxyurea, ibritumomab tiuxetan, ibritumomab, idarubicin, ifosfamide, imatinib, imidazole carboxamide, interleukin-11, interleukin-2, irinotecan, ixabepilone, lapatinib, L-asparaginase, lenalidomide, letrozole, leukovorin, leuprolide, mechlorethamine, megestrol, melphalan, mercaptopurine, methotrexate, methylprednisolone, mitixantrone, mitomycin, mitoxantrone, nelarabine, nitrogen mustard, octreotide, oxaliplatin, paclitaxel, paclitaxel-albumin formulations, paclitaxel-protein formulations, pamidronate, panitumumab, pemetrexed, pentostatin, phenylalanine mustard, pirubicin, prednisolone, prednisone, procarbazine, Puromycin, raloxifene, rituxan, rubidomycin, sargramostim, sorafenib, staurosporine, steroids, streptozocin, sunitinib, tamoxifen, Taxol, tegafur, temozolomide, temsirolimus, teniposide, thalidomide, thiophosphoamide, thiotepa, topotecan, toremifene, tositumomab, trastuzumab, tretinoin, UFT, vinblastine, vincristine, vinorelbine, vorinostat, and/or zoledronic acid. A RNAi agent to HSF1 can be used in conjunction with any additional treatment disclosed herein, as appropriate for the disease, optionally, in further conjunction with one or more additional RNAi agents to HSF1.

[00103] In one embodiment, the HSF1-related disease is a viral disease.

[00104] In one embodiment, the HSF1-related disease is a viral disease selected from the list of viral diseases mediated in whole or in part by adenovirus, herpes simplex virus, human cytomegalovirus, HTLV-1, SV40, polyoma virus, HIV, and/or Epstein-Barr virus.

[00105] In one embodiment, the method further comprises the step of administering an additional viral disease treatment.

[00106] In one embodiment, the method further comprises the step of administering an additional viral disease treatment selected from the list of Abacavir, Aciclovir, acyclovir (acycloguanosine), Adefovir, Amantadine, Ampligen, Amprenavir, Arbidol, Atazanavir, Atripla, bevirimat, Boceprevir, broad spectrum inhibitor, Cidofovir, Combivir, Darunavir, Delavirdine, Didanosine, Docosanol, Edoxudine, Efavirenz, Emtricitabine, Enfuvirtide, Entecavir, Entry inhibitors, Entry or fusion inhibitor, Famciclovir, Fomivirsen, Fosamprenavir, Foscarnet, Fosfonet, Fusion inhibitor, Ganciclovir, Ibacitabine, Idoxuridine, Imiquimod, Immunovir, Indinavir, Inosine, Integrase inhibitor, Integrase inhibitor, Interferon, Interferon type I, Interferon type II, Interferon type III, Lamivudine, Lopinavir, Loviride, Maraviroc, Maturation inhibitor, Moroxydine, Nelfinavir, Nevirapine, Nexavir, Non-nucleoside reverse transcriptase inhibitor, NOV-205, Nucleoside analogues, Nucleotide analog reverse transcriptase inhibitor, Oseltamivir (Tamiflu), Peginterferon alfa-2a, Penciclovir, Peramivir, Pleconaril, Podophyllotoxin, Protease inhibitor, Protease inhibitor, Raltegravir, Raltegravir, Reverse transcriptase inhibitor, Reverse transcriptase inhibitor, Ribavirin,

2016202437 18 Apr 2016

Rimantadine, Ritonavir, Saquinavir, Saquinavir, Stavudine, Synergistic enhancer (antiretroviral), Tenofovir, Tenofovir disoproxil, Tipranavir, Trifluridine, Trizivir, Tromantadine, Truvada, Valaciclovir (Valtrex), Valganciclovir, Vicriviroc, Vidarabine, Viramidine, Zalcitabine, Zanamivir (Relenza), and Zidovudine. It will be understood that references to any additional treatment (e.g., viral disease treatment or cancer treatment or autoimmune disease treatment, etc.) are meant to also include the pharmaceutically acceptable salts of any of the active substances. If active substances comprised by components (a) and/or (b) have, for example, at least one basic center, they can form acid addition salts. Corresponding acid addition salts can also be formed having, if desired, an additionally present basic center. Active substances having an acid group, e.g., COOH, can form salts with bases. The active substances comprised in components (a) and/or (b) or a pharmaceutically acceptable salts thereof may also be used in form of a hydrate or include other solvents used for crystallization.

[00107] In one embodiment, the HSF1-related disease is an autoimmune disease.

[00108] In one embodiment, the HSF1-related disease is lupus or rheumatoid arthritis.

[00109] In one embodiment, the composition comprises a second RNAi agent to HSF1. In various embodiments, the second RNAi agent is physically distinct from the first, or the two are physically connected (e.g., linked or conjugated).

[00110] Inhibiting HSF1 expression using an RNAi comprising an RNAi agent.

[00111] In one particular specific embodiment, the present disclosure relates to a method of inhibiting the expression of HSF1 in an individual, comprising the step of administering to the individual a therapeutically effective amount of a composition comprising an RNAi agent of the disclosure. In one embodiment of this method, the RNAi comprises a sense strand and an antisense strand, wherein the antisense strand comprises at least 15 contiguous nucleotides differing by 0, 1, 2, or 3 nucleotides from the antisense strand of an RNAi agent to HSF1 selected from those specific duplexes provided above and as listed in Tables A1, 1, 2, 3, 4, 5, 6, or 7. In one particular specific embodiment of this method, the present disclosure relates to a composition comprising an RNAi agent comprising a first strand and a second strand, wherein the first strand and second strand comprise at least 15 contiguous nucleotides differing by 0, 1, 2, or 3 nucleotides from the first and second strand, respectively, of an RNAi agent to HSF1 selected from the specific duplexes provided above and as listed in Tables A1, 1, 2, 3, 4, 5, 6, or 7. In one particular specific embodiment of this method, the present disclosure relates to a composition comprising an RNAi agent comprising a first strand and a second strand, wherein the first strand and second strand comprise at least 15 contiguous nucleotides from the first and second strand, respectively, of an RNAi agent to HSF1 selected from the specific duplexes provided above and as listed in Tables A1, 1, 2, 3, 4, 5, 6, or 7. In one particular specific embodiment of this method, the present disclosure relates to a composition comprising an RNAi agent comprising a first strand and a second strand, wherein the sequence of

the first strand comprises the sequence of the first strand of an RNAi agent to HSF1 selected from the specific duplexes provided above and as listed in Tables A1, 1, 2, 3, 4, 5, 6, or 7. In one particular specific embodiment of this method, the present disclosure relates to a composition comprising an RNAi agent comprising a first strand and an second strand, wherein the sequence of the first strand is the sequence of the first strand of an RNAi agent to HSF1 selected from the specific duplexes provided above and as listed in Tables A1, 1, 2, 3, 4, 5, 6, or 7. In one particular specific embodiment of this method, the present disclosure relates to a composition comprising an RNAi agent comprising a first strand and an second strand, wherein the sequence of the first and/or second strand comprises the sequence of the first and/or second strand of an RNAi agent to HSF1 selected from the specific duplexes provided above and as listed in Tables A1, 1, 2, 3, 4, 5, 6, or 7. In one particular specific embodiment of this method, the present disclosure relates to a composition comprising an RNAi agent comprising a first strand and an second strand, wherein the sequence of the first and/or second strand is the sequence of the first and/or second strand of an RNAi agent to HSF1 selected from the specific duplexes provided above and as listed in Tables A1, 1, 2, 3, 4, 5, 6, or 7. In one particular specific embodiment of this method, the present disclosure relates to a composition comprising an RNAi agent comprising a first strand and an second strand, wherein the sequence of the first and/or second strand is the sequence of the first and/or second strand of an RNAi agent to HSF1 selected from the specific duplexes provided above and as listed in Tables A1, 1, 2, 3, 4, 5, 6, or 7, wherein the sequence of the first and/or second strand further comprises 1 to 20 nt.

[00112] Various particular specific embodiments of these embodiments are described below.

[00113] In one embodiment, the individual is afflicted with or susceptible to an HSF1-related disease.

[00114] In one embodiment, the HSF1-related disease is proliferative disease, such as, e.g., a cancer.

[00115] In one embodiment, the HSF1-related disease is cancer selected from the list of bladder, bone, breast, cervical, colon, colorectal, endometrial, fibrosarcoma, gastric, haematopoietic, intestine, kidney, liver, lung, lymphoma, neuroectodermal, neuroblastoma, Ewing's sarcoma, osteosarcoma, ovary, pancreas, pleura, prostate, skin, squamous cell, stomach, and testicular cancers, leukemia, promyelocytic leukemia, and Hodgkin's disease.

[00116] In one embodiment, the method further comprises the step of administering an additional cancer treatment.

[00117] In one embodiment, the method further comprises the step of administering an additional cancer treatment selected from the list of any cancer treatment listed herein, or known in the art.

[00118] In one embodiment, the HSF1-related disease is a viral disease.

[00119] In one embodiment, the HSF1-related disease is a viral disease selected from the list of viral diseases mediated in whole or in part by adenovirus, herpes simplex virus, human cytomegalovirus, HTLV-1, SV40, polyoma virus, HIV, and/or Epstein-Barr virus.

[00120] In one embodiment, the method further comprises the step of administering an additional viral disease treatment.

[00121] In one embodiment, the method further comprises the step of administering an additional viral disease treatment selected from the list of any viral disease treatment listed herein.

[00122] In one embodiment, the HSF1-related disease is an autoimmune disease.

[00123] In one embodiment, the HSF1-related disease is lupus or rheumatoid arthritis.

[00124] In one embodiment, the composition further comprises a second RNAi agent to HSF1. In various embodiments, the second RNAi agent is physically distinct from the first, or the two are physically connected (e.g., linked or conjugated).

[00125] Pharmaceutical formulations of a RNAi agent to HSF1.

[00126] In one particular specific embodiment, the present disclosure relates to a composition comprising a RNAi agent of the present disclosure. In one embodiment, the RNAi agent comprises at least an anti-sense strand, and/or comprises a sense and an anti-sense strand, wherein the anti-sense strand comprises at least 15 contiguous nucleotides differing by 0, 1, 2, or 3 nucleotides from the anti-sense strand of a RNAi agent to HSF1 selected from those specific duplex provided herein and as listed, e.g., in a Table herein, wherein the composition is in a pharmaceutically effective formulation. In one particular specific embodiment, the present disclosure relates to a composition comprising an RNAi agent comprising a first strand and an second strand, wherein the first strand and second strand comprise at least 15 contiguous nucleotides differing by 0, 1, 2, or 3 nucleotides from the first and second strand, respectively, of an RNAi agent to HSF1 selected from the specific duplexes provided above and as listed in Tables A1, 1, 2, 3, 4, 5, 6, or 7. In one particular specific embodiment, the present disclosure relates to a composition comprising an RNAi agent comprising a first strand and an second strand, wherein the first strand and second strand comprise at least 15 contiguous nucleotides from the first and second strand, respectively, of an RNAi agent to HSF1 selected from the specific duplexes provided above and as listed in Tables A1, 1, 2, 3, 4, 5, 6, or 7. In one particular specific embodiment, the present disclosure relates to a composition comprising an RNAi agent comprising a first strand and an second strand, wherein the sequence of the first strand comprises the sequence of the first strand of an RNAi agent to HSF1 selected from the specific duplexes provided above and as listed in Tables A1, 1, 2, 3, 4, 5, 6, or 7. In one particular specific embodiment, the present disclosure relates to a composition comprising an RNAi agent comprising a first strand and an second strand, wherein the sequence of the first strand is the sequence of the first strand of an RNAi agent to HSF1 selected from the specific duplexes provided above and as listed in Tables A1, 1, 2, 3, 4, 5, 6, or 7. In one particular specific embodiment, the present disclosure relates

2016202437 18 Apr 2016

to a composition comprising an RNAi agent comprising a first strand and an second strand, wherein the sequence of the first and/or second strand comprises the sequence of the first and/or second strand of an RNAi agent to HSF1 selected from the specific duplexes provided above and as listed in Tables A1, 1, 2, 3, 4, 5, 6, or 7. In one particular specific embodiment, the present disclosure relates to a composition comprising an RNAi agent comprising a first strand and an second strand, wherein the sequence of the first and/or second strand is the sequence of the first and/or second strand of an RNAi agent to HSF1 selected from the specific duplexes provided above and as listed in Tables A1, 1, 2, 3, 4, 5, 6, or 7. In one particular specific embodiment, the present disclosure relates to a composition comprising an RNAi agent comprising a first strand and an second strand, wherein the sequence of the first and/or second strand is the sequence of the first and/or second strand of an RNAi agent to HSF1 selected from the specific duplexes provided above and as listed in Tables A1, 1, 2, 3, 4, 5, 6, or 7, wherein the sequence of the first and/or second strand further comprises 1 to 20 nt.

[00127] In one embodiment, the present disclosure pertains to the use of a RNAi agent in the manufacture of a medicament for treatment of a HSF1-related disease, wherein the RNAi agent comprises a sense strand and an antisense strand, wherein the antisense strand comprises at least 15 contiguous nucleotides differing by 0, 1, 2, or 3 nucleotides from the antisense strand of a RNAi agent to HSF1 selected from those specific duplex provided herein and as listed, e.g., in a Table herein. In one particular specific embodiment, the present disclosure relates to a composition comprising an RNAi agent comprising a first strand and an second strand, wherein the first strand and second strand comprise at least 15 contiguous nucleotides differing by 0, 1, 2, or 3 nucleotides from the first and second strand, respectively, of an RNAi agent to HSF1 selected from the specific duplexes provided above and as listed in Tables A1, 1, 2, 3, 4, 5, 6, or 7. In one particular specific embodiment, the present disclosure relates to a composition comprising an RNAi agent comprising a first strand and an second strand, wherein the first strand and second strand comprise at least 15 contiguous nucleotides from the first and second strand, respectively, of an RNAi agent to HSF1 selected from the specific duplexes provided above and as listed in Tables A1, 1, 2, 3, 4, 5, 6, or 7. In one particular specific embodiment, the present disclosure relates to a composition comprising an RNAi agent comprising a first strand and an second strand, wherein the sequence of the first strand comprises the sequence of the first strand of an RNAi agent to HSF1 selected from the specific duplexes provided above and as listed in Tables A1, 1, 2, 3, 4, 5, 6, or 7. In one particular specific embodiment, the present disclosure relates to a composition comprising an RNAi agent comprising a first strand and an second strand, wherein the sequence of the first strand is the sequence of the first strand of an RNAi agent to HSF1 selected from the specific duplexes provided above and as listed in Tables A1, 1, 2, 3, 4, 5, 6, or 7. In one particular specific embodiment, the present disclosure relates to a composition comprising an RNAi agent comprising a first strand and an second strand, wherein the sequence of the first and/or second strand comprises the sequence of the first and/or second

strand of an RNAi agent to HSF1 selected from the specific duplexes provided above and as listed in Tables A1, 1, 2, 3, 4, 5, 6, or 7. In one particular specific embodiment, the present disclosure relates to a composition comprising an RNAi agent comprising a first strand and a second strand, wherein the sequence of the first and/or second strand is the sequence of the first and/or second strand of an RNAi agent to HSF1 selected from the specific duplexes provided above and as listed in Tables A1, 1, 2, 3, 4, 5, 6, or 7. In one particular specific embodiment, the present disclosure relates to a composition comprising an RNAi agent comprising a first strand and a second strand, wherein the sequence of the first and/or second strand is the sequence of the first and/or second strand of an RNAi agent to HSF1 selected from the specific duplexes provided above and as listed in Tables A1, 1, 2, 3, 4, 5, 6, or 7, wherein the sequence of the first and/or second strand further comprises 1 to 20 nt.

[00128] Other embodiments.

[00129] Various particular specific embodiments of this disclosure are described below.

[00130] In one embodiment, the disclosure pertains to a composition according to any of the above embodiments, for use in a method of treating a HSF1-related disease in an individual, the method comprising the step of administering to the individual a therapeutically effective amount of a composition according to any of the claims.

[00131] Various particular specific embodiments of this embodiment are described below.

[00132] In one embodiment, the disclosure pertains to the composition according to any of the above embodiments, for use in a method of inhibiting the expression of HSF1 in an individual, the method comprising the step of administering to the individual a therapeutically effective amount of a composition according to any of the above embodiments.

[00133] One embodiment of the disclosure is the use of a composition according to any of the above embodiments, in the manufacture of a medicament for treatment of an HSF1-related disease.

[00134] In one embodiment, the HSF1-related disease is selected from cancer, viral disease or autoimmune disease.

[00135] In one embodiment, the disclosure pertains to the composition of any of the above embodiments, for use in the treatment of an HSF1-related disease.

[00136] In one embodiment, the HSF1-related disease is selected from cancer, viral disease or autoimmune disease.

[00137] In one embodiment, the disclosure relates to a method of inhibiting the expression of HSF1 in an cell, comprising the step of introducing into the cell a composition comprising an RNAi agent comprising an antisense strand, wherein the antisense strand comprises at least 15 contiguous nucleotides differing by 0, 1, 2, or 3 nucleotides from the antisense strand of an RNAi agent to HSF1 selected from the HSF1 siRNAs disclosed herein.

[00138] In one embodiment, the disclosure relates to a method of inhibiting the expression of HSF1 in an cell, comprising the step of introducing into the cell a composition comprising an RNAi agent comprising a sense strand and an antisense strand, wherein the antisense strand comprises at least 15 contiguous nucleotides differing by 0, 1, 2, or 3 nucleotides from the antisense strand, and the sense strand comprises at least 15 contiguous nucleotides differing by 0, 1, 2, or 3 nucleotides from the sense strand of an RNAi agent to HSF1 selected from the HSF1 siRNAs disclosed herein.

Definitions

[00139] Heat Shock Factor 1 (HSF1).

[00140] By “HSF1” is meant the gene or mRNA or protein (or any nucleic acid encoding the protein) heat shock factor 1, or heat shock transcription factor 1 (HSTF1). HSF1 is the master regulator of the heat shock response, in which multiple genes are induced in response to temperature increase and other stresses. HSF1 has been designated HGNC ID HGNC:5224, on Chromosome 8q24.3. It (including homologues) is also identified as: GeneID: 3297; RefSeq IDs NM_005526; AccNo. M64673; Mouse Genome Database ID MGI:96238; Rat Genome Database ID RGD:620913; Entrez Gene ID 3297; CCDS IDs CCDS6419.1; Pubmed IDs 1871105; Ensembl ID ENSG00000185122; OMIM ID (NCBI) 140580; UCSC ID (UCSC) uc003zbt.2; and/or UniProt ID (mapped data supplied by UniProt) Q00613.

[00141] The amino acid sequence of human HSF1 is provided as SEQ ID NO: 505:
MDLPVGPGAAGPSNVPAFLTKLWTLVSDPDTDALICWSPSGNSFHVFDQGQFAKEVLPKYF
KHNNMASFVRQLNMYGFRKVVHIEQGGLVKPERDDTEFQHPCFLRGQEQLLENIKRKVTS
VSTLKSEDIKIRQDSVTKLLTDVQLMKGKQECMDSKLLAMKHENEALWREVASLRQKHA
QQQKVVNKLIQFLISLVQSNRILGVKRKIPLMLNDSGSAHSMPKYSRQFSLEHVHSGSPYSA
PSPAYSSSSLYAPDAVASSGPIISDITELAPASPMASPGGSIDERPLSSSPLVRVKEEPPSPQSP
RVEEASPGRPSSVDTLISPTALIDSILRESEPPASVTALTDARGHTDTEGRPPSPPTSTPEK
CLSVACLDKNELSDHLDAMDNDNLQTMSSHGFSVDTSALLDLFSPSVTPDMSLPDL
SSLASIQELLSPQEPPRPPEAENSSPDGKQLVHYTAQPLFLDPGSVDTGSDNDLPVLFELGE
GSYFSEGDGFAEDPTISLLTGSEPPKAKDPTVS (SEQ ID NO:505)

[00142] The functional domains of HSF1 have been delineated by mutagenesis. A sequence near the N terminus forms the DNA binding domain (numbered approximately aa 13-121). Adjacent to this is a hydrophobic region comprising three “leucine zippers” that mediate monomerization and trimerization (numbered approximately aa 126-217). A fourth hydrophobic patch or leucine zipper lies at approximately aa 378-407; this region is involved in negative regulation under non-stress conditions. The central part of the molecule contains a region that regulates the activity of transcriptional activation domains in response to stress. Sequences within the regulatory domain undergo specific phosphorylation and dephosphorylation in response to stress. This regulatory domain, which is rich in serines and prolines, lies at approximately aa 221-310. The C-terminal

portion of HSF1 contains the main transcriptional activation regions; this comprises the 100 most C-terminal amino acids, or aa 395-503, particularly aa 401-420. These domains are described in, inter alia, Green et al. 1995 Mol. Cell. Biol. 15: 3354-3362; and Shi et al. 1995 Mol. Cell. Biol. 15: 4309-4318, which references provide slightly different boundaries for the different regions. The HSF1 RNAi agent of the present disclosure can interact with a specific functional domain or domains of HSF1.

[00143] In various embodiments, the RNAi agents of the present disclosure specifically bind to HSF1 mRNA, in a sequence corresponding to a functional domain, e.g., in a sequence near the N terminus that forms the DNA binding domain; in the 4/3 hydrophobic repeat or “leucine zipper” that mediates trimerization; in the first, second, third or fourth leucine zipper; in the central part of the molecule that contains several elements that maintain HSF1 in its latent form, or that regulate the activity of transcriptional activation domains in response to stress; in sequences within the regulatory domain that undergo specific phosphorylation and dephosphorylation in response to stress; in the C-terminal portion of HSF1 that contains the main transcriptional activation regions; in the arrays of amphipathic alpha-helical residues in the amino-terminal domain of HSF family proteins that interact to form coiled coils; and/or in the fourth region of amphipathic alpha-helix in the carboxyl-terminal domain. In other embodiments, the RNAi agents of the present disclosure bind to the 5’ or 3’ UTR [untranslated region(s)].

[00144] In various embodiments, the RNAi agents of the present disclosure bind to HSF1 mRNA, but not in a sequence corresponding to a functional domain, e.g., not in a sequence near the N terminus that forms the DNA binding domain; not in the 4/3 hydrophobic repeat or “leucine zipper” that mediates trimerization; not in the first, second, third or fourth leucine zipper; not in the central part of the molecule that contains several elements that maintain HSF1 in its latent form, or that regulate the activity of transcriptional activation domains in response to stress; not in sequences within the regulatory domain that undergo specific phosphorylation and dephosphorylation in response to stress; not in the C-terminal portion of HSF1 that contains the main transcriptional activation regions; not in the arrays of amphipathic alpha-helical residues in the amino-terminal domain of HSF family proteins that interact to form coiled coils; not in the fourth region of amphipathic alpha-helix in the carboxyl-terminal domain; or not in the 5’ or 3’ UTRs. In another embodiment, the RNAi agents of the present disclosure bind to the HSF1 mRNA, but neither strand of the RNAi agent comprises the entirety of the sequence spanning nt 322 to 340 downstream of the gene transcription start site as described by Rossi et al. 2006 Cancer Res. 66:7678-7685.

[00145] HSF1-related diseases.

[00146] As used herein, the phrase a “HSF1-related disease” means one or more of the following: a proliferative disease, including, e.g., a cancer, wherein the cancer is selected from one or more of cancers of bladder, bone, breast, cervical, colon, colorectal, endometrial, fibrosarcoma,

gastric, haematopoietic, intestine, kidney, liver, lung, lymphoma, neuroectodermal, neuroblastoma, Ewing's sarcoma, osteosarcoma, ovary, pancreas, pleura, prostate, skin, squamous cell, stomach, and testicular cancers, leukemia, promyelocytic leukemia, and Hodgkin's disease; a viral disease, wherein the viral disease is selected from one or more of viral diseases mediated in whole or in part by adenovirus, herpes simplex virus, human cytomegalovirus, HTLV-1, SV40, polyoma virus, HIV, and/or Epstein-Barr virus; and an autoimmune disease, wherein the autoimmune disease is selected from one or more of lupus and a rheumatoid arthritis.

[00147] HSF1 has been implicated in several diseases, including cancer and viral diseases. HSF1 and other heat shock proteins (whose expression is increased by HSF1) are over-expressed in, or have otherwise been implicated in, bladder, bone, breast, cervical, colon, colorectal, endometrial, fibrosarcoma, gastric, haematopoietic, intestine, kidney, liver, lung, lymphoma, neuroectodermal, neuroblastoma, Ewing's sarcoma, osteosarcoma, ovary, pancreas, pleura, prostate, skin, squamous cell, stomach, and testicular cancers, leukemia (e.g., promyelocytic leukemia), and Hodgkin's disease. HSF1 is over-expressed in metastatic prostate carcinoma cell line PC-3M (as compared to the non-metastatic PC-3 line), and other prostate cancer cells.

[00148] The over-expression of HSF1 is correlated with an up-regulation of heat shock protein HSP27. Hoang et al. 2000 *Am. J. Pathol.* 156: 857-864. HSP27 up-regulation is also associated with increased tumorigenicity and invasiveness of some cancers, including colon, breast, promyelocytic leukemia, testicular and prostate. HSF1 also plays a functional role in cancer cells under non-stress conditions; a dominant-negative HSF1 alters DNA content in PC-3 cell populations and inhibits aneuploidy. Wang et al. 2004 *J. Biol. Chem.* 279: 32651-32659. Many tumor types contain high concentrations of heat shock protein of the HSP27, HSP70, and HSP90 families, which are up-regulated by HSF1. Without wishing to be bound by any particular theory, applicants note that it has been suggested that heat shock proteins (HSP) may block the pathways of apoptosis and permit malignant cells to arise despite the triggering of apoptotic signals during transformation. HSP expression may also afford protection of cancer cells from treatments such as chemotherapy and hyperthermia by thwarting the pro-apoptotic influence of these modalities. Tang et al. 2005 *Cell Stress Chaperones* 10: 46-58 and references therein. Rossi et al. also showed that decreasing HSF1 levels increased the sensitivity of uterine cervix carcinoma cells to cisplatin associated with hyperthermia. Over-expression of heat shock proteins is also associated with protection of cancer cells against doxorubicin and hyperthermia and other anti-cancer treatments. Helmbrecht et al. 2000 *Cell Prolif.* 33: 341-365.

[00149] Over-expression of heat shock proteins is also associated with viral infections, including those mediated by adenovirus, herpes simplex virus, human cytomegalovirus, HTLV-1, SV40, polyoma virus, HIV, Epstein-Barr virus. High heat shock protein levels are also associated with autoimmune diseases, including lupus and rheumatoid arthritis. Inhibition of HSF1, e.g., via use of an anti-HSF1 RNAi agent, can thus be an effective treatment against cancer, and viral and

other diseases. Few HSP inhibitors are known, but they include quercetin, a flavonoid that inhibits the HSF1. Zanini et al. 2007 J. Neurochem. 103:1344-354 and references therein. Quercetin can thus be used as a positive control for RNAi agents that inhibit HSF1 in treating a viral disease or cancer.

[00150] HSF1 gene sequences in various species.

[00151] The human HSF1 gene has been cloned. Rabindran et al. 1991 Proc. Natl. Acad. Sci USA 88: 6906-6910. Various sequences are available for human HSF1, including Genbank identifier NM_005526.2. The mouse (*Mus musculus*) HSF1 gene is, for example, Genbank id NM_008296.2. Another mouse HSF1 sequence is available as Acc. Number XM_128055 (as used in Yin et al. 2005 J. Mol. Cell. Card. 39: 681-689).

[00152] The Cynomolgus monkey ("Cyno", or *Macaca fascicularis*) HSF1 sequence (SEQ ID NO: 506), compared to the human sequence (SEQ ID NO: 513), is presented below:

human	GCGGCGGGAGCGCGCCCGTTGCAAGATGGCGGCGGCCATGCTGGGCCCCGGGGCTGTGTG
cyno	-----CGCGCCCGTTGCAAGATGGCGGCGGCAAAGCTGGGCCCTGGGGCTGGGGG ***** * ***** *
human	TGCGCAGCGGGCGGCGCGCGGCCCGGAAGGCTGGCGCGGCGACGGCGTTAGCCCGGCC
cyno	GGCGCAGGGGGAGGCGGNN ***** ** *
human	TCGGCCCCCTCTTTGCGGCCGCTCCCTCCGCCTATTCCCTCCTTGCTCGAGATGATCTGC
cyno	NN ***** Start-> *****
human	CCGTGGGCCCCGGCGCGGCGGGGCCAGCAAC-GTCCCGGCCTTCCTGACCAAGCTGTGG
cyno	CCGTGGGCCCCGGTGC GCGGCGGGGCCAGCAANC GTCCCGGCCTTCCTGACCAAGCTGTGG ***** *****
human	ACCCTCGTGAGCGACCCGGACACCGACGCGCTCATCTGCTGGAGCCCAGCGGGAACAGC
cyno	ACCCTCGTGAGCGACCCGGACACCGACGCGCTCATCTGCTGGAGCCCGAGTGGGAACAGC *****
human	TTCCACGTGTTTCGACCAGGGCCAGTTTGCCAAGGAGGTGCTGCCCAAGTACTTCAAGCAC
cyno	TTCCATGTGTTTCGACCAGGGCCAGTTTGCCAAGGAGGTGCTGCCCAAGTATTTCAAGCAC ***** *****
human	AACAACATGGCCAGCTTCGTGCGGCAGCTCAACATGTATGGCTTCCGGAAGTGGTCCAC
cyno	AACAACATGGCCAGCTTCGTGCGGCAGCTCAACATGTATGGTTTCCGGAAGTGGTCCAC *****
human	ATCGAGCAGGGCGGCCTGGTCAAGCCAGAGAGAGACGACACGGAGTTCAGCACCCATGC
cyno	ATCGAGCAGGGTGGCCTGGTCAAGCCAGAGAGAGACGACACGGAGTTCAGCACCCGTGC ***** *****
human	TTCTGCGTGCCAGGAGCAGCTCCTTGAGAACATCAA-GAGGAAAGTGACCAGTGTGTC
cyno	TTCTGCGCGGCCAGGAGCAGCTCCTTGAGAACATCANAGAGGAAAGTGACCAGTGTGTC ***** *****
human	CACCCTGAAGAGTGAAGACATAAAGATCCGCCAGGACAGCGTCACCAAGCTGCTGACGGA
cyno	CACCCTGAAGAGTGAAGACATAAAGATCCGTGAGGACAGTGTACCAAGCTGCTGACGGA ***** *****

human	CGTGCAGCTGATGAAGGGGAAGCAGGAGTGCATGGACTCCAAGCTCCTGGCCATGAAGCA
cyno	CGTGCAGCTGATGAAGGGGAAGCAGGAGTGCATGGACTCCAAGCTCCTGGCCATGAAGCA

human	TGAGAATGAGGCTCTGTGGCGGGAGGTGGCCAGCCTTCGGCAGAAGCATGCCCAGCAACA
cyno	TGAGAATGAGGCTCTGTGGCGGGAGGTGGCCAGCCTTCGGCAGAAGCATGCCCAGCAACA

human	GAAAGTCGTCAACAAGCTCATTAGTTCTTGATCTCACTGGTGCAGTCAAACCGGATCCT
cyno	GAAAGTCGTCAACAAGCTCATTAGTTCTTGATCTCACTGGTGCAGTCAAACCGGATCCT

human	GGGGGTGAAGAGAAAGATCCCCCTGATGCTGAACGACAGTGGCTCAGCACATTCCATGCC
cyno	GGGGGTGAAGAGAAAGATCCCCCTGATGCTGAACGACAGTGGCTCAGCACATTCCATGCC

human	CAAGTATAGCCGGCAGTTCTCCCTGGAGCACGTCCACGGCTCGGGCCCCCTACTCGGCCCC
cyno	CAAGTATAGCCGGCAGTTCTCCCTGGAGCACGTCCACGGCTCGGGCCCCCTACTCGGCCCC

human	CTCCCCAGCCTACAGCAGCTCCAGCCTCTACGCCCCCTGATGCTGTGGCCAGCTCTGGACC
cyno	CTCCCCAGCCTACAGTAGCTCCAGCCTCTACGCCCCCGATTCTGTGGCCAACTCCGGACC

human	CATCATCTCCGACATCACCGAGCTGGCTCCTGCCAGCCCCATGGCCTCCCCCGGCGGGAG
cyno	CATCATCTCCGACATCACCGAGCTGGCTCCTGCCAGCCCCGTGGCCTCCCCCTGGCGGGAG

human	CATAGACGAGAGGCCCTATCCAGCAGCCCCCTGGTGCCTGTCAAGGAGGAGCCCCCAG
cyno	CATAGACGAGAGGCCCTGTCTAGCAGCCCCCTGGTGCCTGTCAAAGAGGAGCCCCCAG

human	CCCGCCTCAGAGCCCCCGGGTAGAGGAGGCGAGTCCCGGGCGCCCATCTTCCGTGGACAC
cyno	CCCGCCTCAGAGCCCCCGGGTAGAGGAGGCGAGTCCCGGGCGCCCATCTTCCGTGGACAC

human	CCTCTTGTCCCCGACCGCCCTCATTGACTCCATCCTGCGGGAGAGTGAACCTGCCCCCGC
cyno	CCTCTTGTCCCCGACCGCCCTCATTGACTCCATCCTGCGGGAGAGTGAACCTACCCCCGC

human	CTCCGTACAGCCCTCACGGACGCCAGGGGCCACACGGACACCGAGGGCCGGCCTCCCTC
cyno	CTCCGCCACAGCCCTCACCGATGCCAGGGGCCACACGGACACCGAGGGCCGGCCTCCCTC

human	CCCCCGCCACCTCCACCCCTGAAAAGTGCCTCAGCGTAGCCTGCCTGGACAAGAATGA
cyno	ACCCCGCCACCTCCACCCCTGAAAAGTGCCTCAGCGTAGCCTGCCTGGACAAGAATGA

human	GCTCAGTGACCACTTGGATGCTATGGACTCCAACCTGGATAACCTGCAGACCATGCTGAG
cyno	GCTCAGTGATCACTTGGATGCTATGGACTCCAACCTGGACAACCTGCAGACCATGCTGAG

human	CAGCCACGGCTTCAGCGTGGACACCACTGCCCCTGCTGGACCTGTTTCAAGCCCTCGGTGAC
cyno	CAGCCACGGCTTCAGCGTGGACACCACTGCCCCTGCTGGACCTGTTTCAAGCCCTCGGTGAC

human	CGTGCCCGACATGAGCCTGCCTGACCTTGACAGCAGCCTGGCCAGTATCCAAGAGCTCCT
cyno	CGTGCCCGACATGAGCCTGCCTGACCTTGACAGCAGCCTGGCTAGTATCCAAGAGCTCCT

human	GTCTCCCCAGGAGCCCCCAGGCCTCCCGAGGCAGAGAACAGCAGCCCGATTACAGGGAA
cyno	GTCTCCCCAGGAGCCCTCCAGGCCTCCCGAGGCAGAGAACAGCAGCCCGATTACAGGGAA

human	GCAGCTGGTGCCTACACAGCGCAGCCGCTGTTTCTGCTGGACCCCGGCTCCGTGGACAC
cyno	GCAGCTGGTGCCTACACAGCACAGCCACTGTTTCTGCTCGACCCCGGCTCCGTGGGCAC

human	CGGGAGCAACGACCTGCCGGTGTGTTTGTAGCTGGGAGAGGGCTCCTACTTCTCCGAAGG

```

cyno      CGGGAGCAGCGACTTGCCGGTGCTGTTTGAGCTGGGGGAGGGCTCCTACTTCTCCGAAGG
          *****
human     GGACGGCTTCGCCGAGGACCCACCATCTCCCTGCTGACAGGCTCGGAGCCTCCCAAAGC
cyno      GGACGGCTTCGCAGAGGACCCACCATCTCCCTGCTGACAGGCTCAGAGCCTCCCAAAGC
          *****
                    STOP
human     CAAGGACCCCACTGTCTCCTAGAGGCCCGGAGGAGCTGGGCCAGCCGCCACCCCAACC
cyno      CAAGGACCCCACTGTCTCCTAGCGCGCCGGGAGGAGCTGGGCCAGCCGCCACCCCAACC
          *****
human     CCCAGTGCAGGGCTGGTCTTGGGGAGGCAG-GGCAGCCTCGCGGTCTTGGGCACTGGTGG
cyno      CCCAGTGCAGGGCTGGCCTTGGGGAGGAAGAGGCAGCCTCGAGGTCTTGGGCACTGGTGG
          *****
human     GTCGGCCGCCATAGCCCCAGTAGGACAAAC--GGGCTCGGGTCTGGGCAGCACCTCTGGT
cyno      GTTGGCCACCACAGCCCCAGTAGGACAAACAGGGGCTCAGGTCTGGGCAGCACCTCTGGT
          **
human     CAGGAGGGTCACCCTGGCCTGCCAGTCTGCCTTCCCCCAACCCCGTGTCTGTGGTTTGG
cyno      CAGGAGGGTCACCCCGCCTCCAGTCTGCCTTCCCCCAACCCCGTGTCTGTGGTTTGG
          *****
human     TTGGGGCTTCACAGCCACACCTGGACTGACCCTGCAGGTTGTTTCATAGTCAGAATTGTAT
cyno      TTGGGGCTTCGTAGCCACACCTGGACTGACCCTGCAGGTTGTTTCATAATCAGAATTGTAT
          *****
human     TTTGGATTTTTACACAACTGTCCCGTTCGCCGCTCCACAGAGATACACAGATATATACAC
cyno      TTTGGATTTTTACACAACTGTCCCATTCCTGTTCATAGAGATATACAGATATATACAC
          *****
human     ACAG-TGGATGGACGGACAAGACAGGCAGAGATCTATAAACAGACAGGCTCTATGCTAAA
cyno      ACAGGTGGATGGACGGACAAGACAGGCAGAGATCTATAAACAGACAG-----
          ***
human     AAAAAAAAAA (SEQ ID NO: 513)
cyno      ----- (SEQ ID NO: 506)

```

[00153] The start (ATG) and stop (TAG) of the human HSF1 sequence and putative start and stop of the cyno HSF1 sequence are indicated in bold underlined. N indicates that the nucleotide was not determined at that position in the sequencing experiment. Nucleotides matching between the human and cyno sequences are marked with an asterick (*).

[00154] In one embodiment, the HSF1 RNAi agent of the present disclosure comprises a sequence which is identical in the human, rat, mouse and cyno HSF1 gene. This sequence identity facilitates animal testing prior to human testing. In one embodiment, the HSF1 RNAi agent of the present disclosure comprises a sequence which is identical in the human, mouse and cyno HSF1 gene. In one embodiment, the HSF1 RNAi agent of the present disclosure comprises a sequence which is identical in the human and cyno HSF1 gene. In one embodiment, the HSF1 RNAi agent of the present disclosure comprises a sequence which is identical in the human and rat HSF1 gene. In one embodiment, the HSF1 RNAi agent of the present disclosure comprises a sequence which is identical in the human and mouse HSF1 gene.

[00155] Additional embodiments of a RNAi agent to HSF1

2016202437 18 Apr 2016

[00156] In one embodiment, the HSF1 RNAi agent comprises a sequence which does not match that of any other gene. In one embodiment, the HSF1 RNAi agent comprises a sequence which differs from all other known non-HSF1 genes by at least 0, 1, 2 or 3 nucleotides.

[00157] In one embodiment, the HSF1 RNAi agent comprises a sequence which is identical to that in HSF2, HSF3 or HSF4. In one embodiment, the HSF1 RNAi agent comprises a sequence which is not identical to any in HSF2, HSF3 or HSF4.

[00158] HSF1 RNAi agent for use in treating various HSF1-related diseases

[00159] In one embodiment, the HSF1 RNAi agent of the present disclosure comprises a sequence disclosed herein and is administered to a patient in need thereof (e.g., a patient suffering from cancer and/or a viral disease and/or autoimmune disease and/or HSF1-related disease). In one embodiment, the HSF1 RNAi agent of the present disclosure is administered to a patient in need thereof, along with one or more additional pharmaceutical agent appropriate for that disease. For example, a patient suffering from cancer can be administered a pharmacologically effective amount of one or more HSF1 RNAi agent along with a pharmacologically effective amount of one or more of any cancer treatment listed herein, and/or any other cancer treatment known in the art.

[00160] A patient suffering from a viral disease can be administered one or more RNAi agent to HSF1 and one or more additional viral disease treatment. This additional treatment can be selected from the list of any viral disease treatment listed herein, and/or any anti-viral known in the art.

[00161] The patient can also be administered more than one RNAi agent to HSF1.

[00162] In the case of cancer, and autoimmune and viral diseases, the RNAi agent(s) and additional disease treatment(s) can be administered in any order, simultaneously or sequentially, or in multiple doses over time. Administration of the RNAi agent and the additional treatment can be, for example, simultaneous, concurrent, separate or sequential.

[00163] In at least some cases, knockdown of HSF1 by itself may not have anti-tumor effects. However, knockdown of HSF1 may be able to sensitize cancer cells (e.g., liver cancer cells or melanoma cells) to HSP90 inhibitors. In other words, a HSF1 RNAi agent may not inhibit cell proliferation, but may synergize cancer cells to apoptosis with one or more HSP90 inhibitors. These HSP90 inhibitors include, as non-limiting examples, actinomycin D and AUY922 (also known as NVP-AUY922). See, for example, Jensen et al. 2008 Breast Cancer Res. 10(2): R33; Gaspar et al. 2010 Mol. Cancer Ther. 9: 1219-1233; Okui et al. 2011 Anticancer Res. 31: 1194-204; and Eccles et al. Cancer Res. 68: 2850-2860. In some embodiments, the disease treatment regimen includes both at least one RNAi agent to HSF1 and AUY922, wherein the administration of these agents in simultaneous, sequential, or separate.

[00164] Simultaneous administration may, e.g., take place in the form of one fixed combination with two or more active ingredients, or by simultaneously administering two or more active ingredients that are formulated independently. Sequential use (administration) preferably means

administration of one (or more) components of a combination at one time point, other components at a different time point, that is, in a chronically staggered manner, preferably such that the combination shows more efficiency than the single compounds administered independently (especially showing synergism). Separate use (administration) preferably means administration of the components of the combination independently of each other at different time points, preferably meaning that the components (a) and (b) are administered such that no overlap of significant measurable blood levels of both compounds are present in an overlapping manner (at the same time).

[00165] Also combinations of two or more of sequential, separate and simultaneous administration are possible, preferably such that the combination component-drugs show a joint therapeutic effect that exceeds the effect found when the combination component-drugs are used independently at time intervals so large that no mutual effect on their therapeutic efficiency can be found, a synergistic effect being especially preferred.

[00166] The term "delay of progression" as used herein means administration of the combination to patients being in a pre-stage or in an early phase, of the first manifestation or a relapse of the disease to be treated, in which patients, e.g., a pre-form of the corresponding disease is diagnosed or which patients are in a condition, e.g., during a medical treatment or a condition resulting from an accident, under which it is likely that a corresponding disease will develop.

[00167] "Jointly therapeutically active" or "joint therapeutic effect" means that the compounds may be given separately (in a chronically staggered manner, especially a sequence-specific manner) in such time intervals that they preferably, in the warm-blooded animal, especially human, to be treated, still show a (preferably synergistic) interaction (joint therapeutic effect). Whether this is the case, can inter alia be determined by following the blood levels, showing that both compounds are present in the blood of the human to be treated at least during certain time intervals.

[00168] Additional Definitions

[00169] For convenience, the meaning of certain terms and phrases used in the specification, examples, and appended claims, are provided below. If there is an apparent discrepancy between the usage of a term in other parts of this specification and its definition provided in this document, the definition in this document shall prevail.

[00170] As used throughout this disclosure, articles such as "a" and "an" refer to one or more than one (at least one) of the grammatical object of the article.

[00171] RNAi agent

[00172] In one embodiment, the present disclosure pertains to a HSF1 RNAi agent or other composition comprising at least one nucleic acid sequence complementary to a HSF1 nucleic acid (or portion thereof), or pertains to a recombinant expression vector encoding at least one strand of

2016202437 18 Apr 2016

the siRNA (RNAi agent) or a composition comprising the antisense nucleic acid that can function as an RNAi agent as defined below. As used herein, an “antisense” nucleic acid comprises a nucleotide sequence complementary to a “sense” nucleic acid encoding the HSF1 protein (e.g., complementary to the coding strand of a double-stranded DNA, complementary to an mRNA or complementary to the coding strand of a HSF1 gene or nucleic acid).

[00173] As used herein, the term “RNAi agent,” “RNAi agent to HSF1”, “RNAi agent specific to HSF1”, “iRNA agent to HSF1”, “siRNA to HSF1”, “HSF1 siRNA” and the like refer to an siRNA (short inhibitory RNA), shRNA (short or small hairpin RNA), iRNA (interference RNA) agent, RNAi (RNA interference) agent, dsRNA (double-stranded RNA), microRNA, and the like, and/or refer to a composition which specifically targets, is specific to, and/or specifically binds to the HSF1 mRNA or a portion thereof. As used herein, the term “antisense nucleic acid” or “composition comprising an anti-sense nucleic acid” and the like is broadly meant to encompass any composition comprising at least one nucleic acid strand which is anti-sense to its target; this includes, but is not limited to, any siRNA, shRNA, iRNA, dsRNA, microRNA, antisense oligonucleotide, and any other composition comprising an anti-sense nucleic acid. As used herein, the terms “iRNA” and “RNAi” refers to an agent that contains RNA (or a derivative thereof), and which mediates the targeted cleavage of another RNA transcript via an RNA-induced silencing complex (RISC) pathway. In one embodiment, the RNAi agent is an oligonucleotide composition that activates the RISC complex/pathway. In another embodiment, the RNAi agent comprises an antisense strand sequence (antisense oligonucleotide). In one embodiment, the RNAi comprises a single strand. This single-stranded RNAi agent oligonucleotide or polynucleotide can comprise the sense or antisense strand, as described by Sioud 2005 J. Mol. Biol. 348:1079-1090, and references therein. Thus the disclosure encompasses RNAi agents with a single strand comprising either the sense or antisense strand of an RNAi agent described herein. It should also be clear that a single or double-stranded RNA molecule or strand (e.g., a siRNA, shRNA, dsRNA, microRNA, etc., or either or both strand thereof) can comprise one or more nucleotides which are not RNA. For example, a siRNA, shRNA, dsRNA, microRNA, etc., or either or both strand thereof, or the like, can comprise one or two or more terminal or internal nucleotides which are DNA. For example, a siRNA can comprise a terminal dinucleotide TT which is DNA. In no case does the present disclosure contemplate a molecule in which both strands are fully DNA (e.g., a double-stranded DNA molecule). In another non-limiting example, a siRNA can comprise one or two or a few other nucleotides which are DNA instead of RNA. In addition, the present disclosure contemplates a functional equivalent of a siRNA which is a molecule comprising any sequence disclosed herein, but wherein the components are not RNA and/or DNA nucleotides but rather PNA, LNA, TNA, GNA, FANA, or other nucleic acid substitutes.

[00174] RNA interference (RNAi) is a post-transcriptional, targeted gene-silencing technique that uses double-stranded RNA (dsRNA) to degrade messenger RNA (mRNA) containing the same

2016202437 18 Apr 2016

sequence as the dsRNA. The process of RNAi occurs when ribonuclease III (Dicer) cleaves the longer dsRNA into shorter fragments called siRNAs. siRNAs (small interfering RNAs) are typically produced by Dicer to be about 21 to 23 nucleotides long and comprise about 19 base pair duplexes (though artificial RNAi agents can be shorter and/or blunt-ended). The smaller RNA segments then mediate the degradation of the target mRNA. Dicer has also been implicated in the excision of 21- and 22-nucleotide small temporal RNAs (stRNAs) from precursor RNA of conserved structure that are implicated in translational control. Hutvagner et al. 2001, Science, 293, 834. The RNAi response also features an endonuclease complex, commonly referred to as an RNA-induced silencing complex (RISC), which mediates cleavage of single-stranded mRNA complementary to the antisense strand of the siRNA. Cleavage of the target RNA takes place in the middle of the region complementary to the antisense strand of the siRNA duplex.

[00175] Kits for RNAi synthesis are commercially available, e.g., from New England Biolabs and Ambion.

[00176] The RNAi agent(s) of the present disclosure target (e.g., bind to, anneal to, etc.) the HSF1 mRNA. The use of the RNAi agent to HSF1 results in a decrease of HSF1 activity, level and/or expression, e.g., a “knock-down” or “knock-out” of the target gene or target sequence. Particularly, in one embodiment, in the case of a disease state characterized by over-expression or hyper-activity of HSF1, administration of a RNAi agent to HSF1 knocks down the HSF1 target enough to restore a normal level of HSF1 activity.

[00177] A suitable RNAi agent can be selected by any process known in the art or conceivable by one of ordinary skill in the art. For example, the selection criteria can include one or more of the following steps: initial analysis of the HSF1 gene sequence and design of RNAi agents; this design can take into consideration sequence similarity across species (human, cynomolgus, mouse, etc.) and dissimilarity to other (non-HSF1) genes; screening of RNAi agents *in vitro* (e.g., at 10 nM in WI-38 cells); determination of EC50 in HeLa cells; determination of viability of WI-38, HeLa and GTL16 cells treated with RNAi agents, wherein it is desired that the RNAi agent to HSF1 not inhibit the viability of these cells; testing with human PBMC (peripheral blood mononuclear cells), e.g., to test levels of TNF-alpha to estimate immunogenicity, wherein immunostimulatory sequences are less desired; testing in human whole blood assay, wherein fresh human blood is treated with an RNAi agent and cytokine/chemokine levels are determined [e.g., TNF-alpha (tumor necrosis factor-alpha) and/or MCP1 (monocyte chemotactic protein 1)], wherein Immunostimulatory sequences are less desired; determination of gene knockdown *in vivo* using Hep3B subcutaneous tumors in test animals; HSF1 target gene modulation analysis, e.g., using a pharmacodynamic (PD) marker, for example, HSP70 or HSP27, wherein HSF1 knockdown leads to a dose-dependent reduction of HSP70 and HSP27 expression in A375 cells; and optimization of specific modifications of the RNAi agents.

2016202437 18 Apr 2016

[00178] Targets and sequences.

[00179] As used herein, “target sequence” or “target gene” refer to a contiguous portion of the nucleotide sequence of an mRNA molecule formed during the transcription of a gene, e.g., a HSF1 gene, including mRNA that is a product of RNA processing of a primary transcription product. The target portion of the sequence will be at least long enough to serve as a substrate for iRNA-directed cleavage at or near that portion. For example, the target sequence will generally be from about 9-36 nucleotides (“nt”) in length, e.g., about 15-30 nucleotides in length, including all sub-ranges therebetween. As non-limiting examples, the target sequence can be from about 15-30 nt, about 15-26 nt, about 15-23 nt, about 15-22 nt, about 15-21 nt, about 15-20 nt, about 15-19 nt, about 15-18 nt, about 15-17 nt, about 18-30 nt, about 18-26 nt, about 18-23 nt, about 18-22 nt, about 18-21 nt, about 18-20 nt, about 19-30 nt, about 19-26 nt, about 19-23 nt, about 19-22 nt, about 19-21 nt, about 19-20 nt, about 20-30 nt, about 20-26 nt, about 20-25 nt, about 20-24 nt, about 20-23 nt, about 20-22 nt, about 20-21 nt, about 21-30 nt, about 21-26 nt, about 21-25 nt, about 21-24 nt, about 21-23 nt, or about 21-22 nt.

[00180] As used herein, the term “strand comprising a sequence” refers to an oligonucleotide comprising a chain of nucleotides that is described by the sequence referred to using the standard nucleotide nomenclature.

[00181] As used herein, and unless otherwise indicated, the term “complementary” refers to the ability of an oligonucleotide or polynucleotide comprising a first nucleotide sequence to hybridize and form a duplex structure under certain conditions with an oligonucleotide or polynucleotide comprising a second nucleotide sequence. Such conditions can, for example, be stringent, e.g., 400 mM NaCl, 40 mM PIPES pH 6.4, 1 mM EDTA, 50°C or 70°C for 12-16 hours followed by washing. Other conditions, such as physiologically relevant conditions as may be encountered inside an organism, can apply. The skilled person will be able to determine the set of conditions most appropriate for a test of complementarity of two sequences in accordance with the ultimate application of the hybridized nucleotides. The present disclosure contemplates any RNAi agent comprising a first and a second strand wherein the first and/or second strand are complementary to any sequence disclosed herein (e.g., the first and/or second strand are anti-parallel to and have or comprise a sequence of bases which hydrogen bond to the sequence of bases of any sequence disclosed herein). It is also noted that RNA sequences are complementary to any DNA sequence disclosed herein.

[00182] Complementary sequences within an iRNA, e.g., within a dsRNA as described herein, include base-pairing of the oligonucleotide or polynucleotide comprising a first nucleotide sequence to an oligonucleotide or polynucleotide comprising a second nucleotide sequence over the entire length of one or both sequences. Such sequences can be referred to as “fully complementary” with respect to each other herein. However, where a first sequence is referred to herein as “substantially complementary” with respect to a second sequence, the two sequences can be fully complementary,

or they may form one or more, but generally not more than 5, 4, 3 or 2 mismatched base pairs upon hybridization for a duplex up to 30 base pairs, while retaining the ability to hybridize under the conditions most relevant to their ultimate application, e.g., inhibition of gene expression via a RISC pathway. However, where two oligonucleotides are designed to form, upon hybridization, one or more single stranded overhangs, such overhangs shall not be regarded as mismatches with regard to the determination of complementarity. For example, a dsRNA comprising one oligonucleotide 21 nt in length and another oligonucleotide 23 nt in length, wherein the longer oligonucleotide comprises a sequence of 21 nt that is fully complementary to the shorter oligonucleotide, may yet be referred to as “fully complementary” for the purposes herein.

[00183] “Complementary” sequences, as used herein, may also include, or be formed entirely from, non-Watson-Crick base pairs and/or base pairs formed from non-natural and modified nucleotides, in as far as the above requirements with respect to their ability to hybridize are fulfilled. Such non-Watson-Crick base pairs includes, but are not limited to, G:U Wobble or Hoogsteen base pairing.

[00184] The terms “complementary,” “fully complementary” and “substantially complementary” herein may be used with respect to the base matching between the sense strand and the antisense strand of a dsRNA, or between the antisense strand of an RNAi agent and a target sequence, as will be understood from the context of their use.

[00185] As used herein, a polynucleotide that is “substantially complementary to at least part of” a messenger RNA (mRNA) refers to a polynucleotide that is substantially complementary to a contiguous portion of the mRNA of interest (e.g., an mRNA encoding HSF1). For example, a polynucleotide is complementary to at least a part of a HSF1 mRNA if the sequence is substantially complementary to a non-interrupted portion of an mRNA encoding HSF1.

[00186] In various embodiments, one or both strands are nicked.

[00187] In one embodiment, the RNAi agent comprises a single strand (such as an shRNA, as described herein). In one embodiment, the RNAi agent comprises a single strand, the sequence of which comprises the sequences of both the sense and antisense strand (or first and second strand) of any RNAi agent disclosed herein.

[00188] In one embodiment, a single-stranded RNAi agent oligonucleotide or polynucleotide can comprise the sense and/or antisense strand. See, e.g., Sioud 2005 J. Mol. Biol. 348:1079-1090, and references cited therein. Thus the present disclosure encompasses RNAi agents with a single strand comprising either the sense or antisense strand of a RNAi agent described herein.

[00189] siRNAs that are particularly useful for this disclosure include those which can bind specifically to a region of the HSF1 mRNA, and have one or more of the following qualities: binding in the coding segment of HSF1; binding at or near the junction of the 5' untranslated region and the start of the coding segment; binding at or near the translational start site of the mRNA; binding at, across or near junctions of exons and introns; little or no binding to the mRNAs or

transcripts of other genes (little or no “off-target effects”); binding to the HSF1 mRNA in or near a region or regions that is not double-stranded or a stem region, e.g., in a loop or single-stranded portion; eliciting little or no immunogenicity; binding in a segment of the HSF1 mRNA sequence which is conserved among various animal species (including human, mouse, rat, cyno, etc.), as the presence of a conserved sequence facilitates testing using various laboratory animals; binding to double-stranded region(s) of the mRNA; binding to an AT-rich region (e.g., at least about 50, 51, 52, 53, 54, 55, 56, 57, 58, 59, or 60% AT-rich); and/or lacking particular sequences known or suspected to decrease siRNA activity, e.g., the presence of a GG sequence at the 5' end, which may decrease separation of the double-stranded portion of the siRNA. In one embodiment, the RNAi agent specific to HSF1 can be a double-stranded RNA having any one or more of these qualities.

[00190] Double-stranded RNA.

[00191] The term “double-stranded RNA” or “dsRNA,” as used herein, refers to an RNAi agent comprising a first and a second strand; e.g., a composition that includes an RNA molecule or complex of molecules having a hybridized duplex region that comprises two anti-parallel and substantially complementary nucleic acid strands, which will be referred to as having “sense” and “antisense” orientations with respect to a target RNA. The antisense strand, with respect to the mRNA target, is also called the “guide” strand, and the sense strand is also called the “passenger” strand. The passenger strand can include at least one or more of the following: one or more extra nucleotides (e.g., a bulge or 1 nt loop) compared to the other strand, a nick, a gap, etc., compared to the other strand. In various embodiments, the first strand is the sense strand and the second strand is the anti-sense strand. In other embodiments, the first strand is the anti-sense strand, and the second strand is the sense strand.

[00192] The duplex region can be of any length that permits specific degradation of a desired target RNA through a RISC pathway, but will typically range from 9 to 36 base pairs (“bp”) in length, e.g., 15-30 base pairs in length. Considering a duplex between 9 and 36 base pairs, the duplex can be any length in this range, for example, 9, 10, 11, 12, 13, 14, 15, 16, 17, 18, 19, 20, 21, 22, 23, 24, 25, 26, 27, 28, 29, 30, 31, 32, 33, 34, 35, or 36 bp and any sub-range therebetween, including, but not limited to 15-30 base pairs, 15-26 bp, 15-23 bp, 15-22 bp, 15-21 bp, 15-20 bp, 15-19 bp, 15-18 bp, 15-17 bp, 18-30 bp, 18-26 bp, 18-23 bp, 18-22 bp, 18-21 bp, 18-20 bp, 19-30 bp, 19-26 bp, 19-23 bp, 19-22 bp, 19-21 bp, 19-20 bp, 19 bp, 20-30 bp, 20-26 bp, 20-25 bp, 20-24 bp, 20-23 bp, 20-22 bp, 20-21 bp, 20 bp, 21-30 bp, 21-26 bp, 21-25 bp, 21-24 bp, 21-23 bp, 21-22 bp, 21 bp, 22 bp, or 23 bp. The dsRNAs generated in the cell by processing with Dicer and similar enzymes are generally in the range of about 19 to about 22 base pairs in length (although artificial RNAi agents can be shorter or longer and/or blunt-ended or have modification(s), 5' and/or 3' endcap(s), and/or other variations). One strand of the duplex region of a dsRNA comprises a sequence that is substantially complementary to a region of a target RNA. The two strands forming

the duplex structure can be from a single RNA molecule having at least one self-complementary duplex region, or can be formed from two or more separate RNA molecules that hybridize to form the duplex. Where the duplex region is formed from two self-complementary regions of a single molecule, the molecule can have a duplex region separated by a single stranded chain of nucleotides (herein referred to as a "hairpin loop", e.g., such as found in an shRNA construct) between the 3'-end of one strand and the 5'-end of the respective other strand forming the duplex structure. The hairpin loop can comprise at least one unpaired nucleotide; in some embodiments the hairpin loop can comprise at least 3, at least 4, at least 5, at least 6, at least 7, at least 8, at least 9, at least 10, at least 20, at least 23 or more unpaired nucleotides. Where the two substantially complementary strands of a dsRNA are comprised by separate RNA molecules, those molecules need not, but can be covalently connected. Where the two strands are connected covalently by a hairpin loop, the construct is generally referred to herein and in the art as a "shRNA". Where the two strands are connected covalently by means other than a hairpin loop, the connecting structure is referred to as a "linker." The term "siRNA" is also used herein to refer to a dsRNA as described above.

[00193] In one aspect, an RNA interference agent includes a single stranded RNA that interacts with a target RNA sequence to direct the cleavage of the target RNA. Without wishing to be bound by theory, the present disclosure contemplates that long double stranded RNA introduced into plants and invertebrate cells is broken down into siRNA by a Type III endonuclease known as Dicer (Sharp et al., *Genes Dev.* 2001, 15:485). Dicer, a ribonuclease-III-like enzyme, processes the dsRNA into 19-23 base pair short interfering RNAs with characteristic two base 3' overhangs (Bernstein, et al., (2001) *Nature* 409:363). The siRNAs are then incorporated into an RNA-induced silencing complex (RISC) where one or more helicases unwind the siRNA duplex, enabling the complementary antisense strand to guide target recognition (Nykanen, et al., (2001) *Cell* 107:309). Upon binding to the appropriate target mRNA, one or more endonucleases within the RISC cleaves the target to induce silencing (Elbashir, et al., (2001) *Genes Dev.* 15:188). Thus, in one aspect the disclosure relates to a single stranded RNA that promotes the formation of a RISC complex to effect silencing of the target gene.

[00194] **Down-regulation of HSF1.**

[00195] As used herein, "down-regulates" refers to any statistically significant decrease in a biological activity and/or expression of HSF1, including full blocking of the activity (i.e., complete inhibition) and/or expression. For example, "down-regulation" can refer to a decrease of at least about 10, 20, 30, 40, 50, 60, 70, 80, 90 or 100 % in HSF1 activity and/or expression.

[00196] As used herein, the term "inhibit" or "inhibiting" HSF1 refers to any statistically significant decrease in biological activity and/or expression of HSF1, including full blocking of the activity and/or expression. For example, "inhibition" can refer to a decrease of at least about 10, 20, 30, 40, 50, 60, 70, 80, 90 or 100 % in HSF1 activity and/or expression. As used herein, the term

“inhibit” similarly refers to a significant decrease in activity and/or expression, while referring to any other biological agent or composition.

[00197] By “level”, it is meant that the HSF1 RNAi agent can interfere with the detectable level of HSF1, e.g., the level of HSF1 mRNA or the level of HSF1 protein.

[00198] By “activity,” it is meant that the HSF1 RNAi agent can alter any known activity of HSF1, as described herein or as known in the literature.

[00199] By “heat shock” (HS) and “heat shock response” (HSR) is meant the biochemical response to environmental stress, such as elevated temperature. In the laboratory, experimental animals and cells can be maintained at a “non-shock” temperature (37 °C or lower) and heat shock can be induced at an elevated temperature (e.g., 40, 41, 42, 43, 44, or 45 degrees C or higher). Experimentally, heat shock is typically induced at 42, 43 or 44 degrees C.

[00200] Heat shock is characterized by misfolding, denaturation and aggregation of various proteins; the induced heat shock proteins (HSP or HSPs) include chaperone proteins (chaperonins) and others which repair and/or remove these proteins. Genes induced during the heat shock response include, inter alia, HSP90, HSP70 and HSP27. The heat shock response can also be induced (or mimicked) by additional environmental conditions, such as oxidative stress, chemical stress, free radicals, ATP depletion, acidosis, heavy metals, alcohols, presence of antibiotics, inhibitors of energy metabolism, pathological conditions such as ischemia and reperfusion, inflammation, tissue damage, infection and mutant proteins associated with genetic diseases. Jolly et al. 2000 J. Natl. Cancer Inst. 92: 1564-1572; Dai et al. 2007 Cell 130: 1005-1018. The RNAi agents of the present disclosure thus down-regulate heat shock or the heat shock response.

[00201] The RNAi agent to HSF1.

[00202] In one embodiment, the disclosure pertains to a HSF1 RNAi agent or other antisense nucleic acid complementary to a HSF1 gene (or portion thereof), or a recombinant expression vector encoding the antisense nucleic acid. As used herein, an “antisense” nucleic acid comprises a nucleotide sequence complementary to a “sense” nucleic acid encoding the HSF1 protein (e.g., complementary to the coding strand of a double-stranded DNA, complementary to an mRNA or complementary to the coding strand of a HSF1 gene).

[00203] The use of antisense nucleic acids to down-modulate the expression of a particular protein in a cell is well known in the art. An antisense nucleic acid comprises a sequence complementary to, and is capable of hydrogen binding to, the coding strand of another nucleic acid (e.g., an mRNA). Antisense sequences complementary to an mRNA can be complementary to the coding region, the 5' or 3' untranslated region of the mRNA, and/or a region bridging the coding and untranslated regions, and/or portions thereof. Furthermore, an antisense nucleic acid can be complementary to a regulatory region of the gene encoding the mRNA, for instance a transcription or translation initiation sequence or regulatory element. Preferably, an antisense nucleic acid can be

complementary to a region preceding or spanning the initiation codon on the coding strand or in the 3' untranslated region of an mRNA.

[00204] Antisense nucleic acids can be designed according to the rules of Watson and Crick base pairing. The antisense nucleic acid molecule can be complementary to the entire coding region of HSF1 mRNA, but in at least one embodiment is an oligonucleotide which is antisense to only a portion of the coding or non-coding region of HSF1 mRNA. For example, the antisense oligonucleotide can be complementary to the region surrounding the translation start site of HSF1 mRNA. An antisense oligonucleotide can be, for example, about 5, about 10, about 15, about 16, about 17, about 18, about 19, about 20, about 21, about 22, about 23, about 24, about 25, about 30, about 35, about 40, about 45 or about 50 nt in length, or 5, 10, 15, 16, 17, 18, 19, 20, 21, 22, 23, 24, 25, 30, 35, 40, 45 or 50 nt in length.

[00205] siRNA may have modifications internally, or at one or both ends. Example modifications at the 5' end are illustrated in Figure 1. These include: C6-alkyl (5'-hexylphosphate), 5'-Methoxy; 5'-inverted dT (idT), and 5'-beta-L-uridine. The modifications at the ends can help stabilize the siRNA, protecting it from degradation by nucleases in the blood. The siRNAs may optionally be directed to regions of the HSF1 mRNA known or predicted to be near or at splice sites of the gene; e.g., exon-intron junctions. The siRNAs can also optionally be designed to anneal to known or predicted exposed and/or single-stranded regions of the mRNA (e.g., loops).

[00206] An antisense nucleic acid can be constructed using chemical synthesis and enzymatic ligation reactions using procedures known in the art. For example, an antisense nucleic acid (e.g., an antisense oligonucleotide) can be chemically synthesized using naturally-occurring nucleotides or variously modified nucleotides designed to decrease off-target effects, and/or increase the biological stability of the molecules or to increase the physical stability of the duplex formed between the antisense and sense nucleic acids. In at least one embodiment a modified sugar backbone, including a phosphorothioate linkage or its derivatives, and acridine substituted nucleotides can be used.

[00207] Each of "G," "C," "A," "T" and "U" generally stand for a nucleotide that contains guanine, cytosine, adenine, thymidine and uracil as a base, respectively. However, the term "ribonucleotide" or "nucleotide" can also refer to a modified nucleotide or a surrogate replacement moiety. The skilled person is well aware that guanine, cytosine, adenine, and uracil may be replaced by other moieties without substantially altering the base pairing properties of an oligonucleotide comprising a nucleotide bearing such replacement moiety. For example, without limitation, a nucleotide comprising inosine as its base may base pair with nucleotides containing adenine, cytosine, or uracil. Hence, nucleotides containing uracil, guanine, or adenine may be replaced in the nucleotide sequences of dsRNA featured in the disclosure by a nucleotide containing, for example, inosine. In another example, adenine and cytosine anywhere in the oligonucleotide can be replaced with guanine and uracil, respectively to form G-U Wobble base pairing with the target mRNA.

Sequences containing such replacement moieties are suitable for the compositions and methods featured in the disclosure.

[00208] Modifications.

[00209] The skilled artisan will recognize that the term “RNA molecule” or “ribonucleic acid molecule” encompasses not only RNA molecules as expressed or found in nature, but also analogs and derivatives of RNA comprising one or more ribonucleotide/ribonucleoside analogs or derivatives as described herein or as known in the art. Strictly speaking, a “ribonucleoside” includes a nucleoside base and a ribose sugar, and a “ribonucleotide” is a ribonucleoside with one, two or three phosphate moieties. However, the terms “ribonucleoside” and “ribonucleotide” can be considered to be equivalent as used herein. The RNA can be modified in the nucleobase structure or in the ribose-phosphate backbone structure, e.g., as described herein below. However, the molecules comprising ribonucleoside analogs or derivatives must retain the ability to form a duplex. As non-limiting examples, an RNA molecule can also include at least one modified ribonucleoside, including but not limited to a 2'-O-methyl modified nucleotide, a nucleoside comprising a 5' phosphorothioate linkage group, a terminal nucleoside linked to a cholesteryl derivative or dodecanoic acid bisdecylamide group, a locked nucleoside, an abasic nucleoside, a 2'-deoxy-2'-fluoro modified nucleoside, a 2'-amino-modified nucleoside, 2'-alkyl-modified nucleoside, morpholino nucleoside, an unlocked ribonucleotide (e.g., an acyclic nucleotide monomer, as described in WO 2008/147824), a phosphoramidate or a non-natural base comprising nucleoside, or any combination thereof. Alternatively, an RNA molecule can comprise at least two modified ribonucleosides, at least 3, at least 4, at least 5, at least 6, at least 7, at least 8, at least 9, at least 10, at least 15, at least 20 or more, up to the entire length of the dsRNA molecule. The modifications need not be the same for each of such a plurality of modified ribonucleosides in an RNA molecule. In one embodiment, modified RNAs contemplated for use in methods and compositions described herein are peptide nucleic acids (PNAs) that have the ability to form the required duplex structure and that permit or mediate the specific degradation of a target RNA via a RISC pathway.

[00210] Examples of modified nucleotides which can be used to generate the antisense nucleic acid include 5-fluorouracil, 5-bromouracil, 5-chlorouracil, 5-iodouracil, hypoxanthine, xantine, 4-acetylcytosine, 5-(carboxyhydroxymethyl) uracil, 5-carboxymethylaminomethyl-2-thiouridine, 5-carboxymethylaminomethyluracil, dihydrouracil, beta-D-galactosylqueosine, inosine, N6-isopentenyladenine, 1-methylguanine, 1-methylinosine, 2,2-dimethylguanine, 2-methyladenine, 2-methylguanine, 3-methylcytosine, 5-methylcytosine, N6-adenine, 7-methylguanine, 5-methylaminomethyluracil, 5-methoxyaminomethyl-2-thiouracil, beta-D-mannosylqueosine, 5'-methoxycarboxymethyluracil, 5-methoxyuracil, 2-methylthio-N6-isopentenyladenine, uracil-5-oxyacetic acid (v), wybutoxosine, pseudouracil, queosine, 2-thiocytosine, 5-methyl-2-thiouracil, 2-thiouracil, 4-thiouracil, 5-methyluracil, uracil-5-oxyacetic acid methylester, uracil-5-oxyacetic acid

(v), 5-methyl-2-thiouracil, 3-(3-amino-3-N-2-carboxypropyl) uracil, (acp3)w, and 2,6-diaminopurine.

[00211] In one aspect, a modified ribonucleoside includes a deoxyribonucleoside. In such an instance, an RNAi agent can comprise one or more deoxynucleosides, including, for example, a deoxynucleoside overhang(s), or one or more deoxynucleosides within the double stranded portion of a dsRNA. A portion of the RNAi agent can be double-stranded DNA, while another portion is double-stranded RNA, forming a DNA-RNA chimera (See, for example, Yamato et al. 2011. *Cancer Gene Ther.* 18: 587-597). However, it is self-evident that under no circumstances is a double stranded DNA molecule encompassed by the term “iRNA.”

[00212] Other modifications and/or other changes can be made to the RNAi agent. The antisense nucleic acid molecule can also comprise a 2'-o-methylribonucleotide (Inoue et al. 1987 *Nucleic Acids Res.* 15: 6131-6148) or a chimeric RNA-DNA analogue (Inoue et al. 1987 *FEBS Lett.* 215: 327-330).

[00213] In another embodiment, the RNAi agent has a single-stranded nick (e.g., a break or missing bond in the backbone). In various embodiments, a single-stranded nick can be in either the sense or anti-sense strand, or both.

[00214] This nick can be, for example, in the sense strand, producing a small internally segmented interfering RNA, or sisiRNA, which may have less off-target effects than the corresponding RNAi agent without a nick. See, for example, WO 2007/107162 to Wengels and Kjems.

[00215] The antisense nucleic acid or RNAi agent can also have an alternative backbone such as locked nucleic acids (LNA), Morpholinos, peptidic nucleic acids (PNA), threose nucleic acid (TNA), or glycol nucleic acid (GNA), or FANA and/or it can be labeled (e.g., radiolabeled or otherwise tagged). FANA are described in Dowler et al. 2006 *Nucl. Acids Res.* 34: 1669-1675.

[00216] One or both strands can comprise an alternative backbone.

[00217] Mismatches between the guide and passenger strand can also be introduced, though some positions may be better suited than others (See, for example, U.S. Patent App. No. 2009/0209626 to Khvorova). The passenger strand can also be shortened, to as short as 15 or 16 nt, while the guide strand remains 19 nt or longer (See, for example, Sun et al. 2008 *Nature Biotech.* 26: 1379-1382; and Chu and Rana 2008 *RNA* 14: 1714-1719). This can increase incorporation of the guide strand into the RNA-induced Silence Complex (RISC), and decrease incorporation of the passenger strand, than reducing off-target effects. In some cases, the passenger strand may be more amenable to modification (e.g., single-stranded nicking, nucleotide modifications, and shortening) than the guide strand. These and many other modifications can be made once a functional guide strand is identified.

[00218] Modified siRNAs or iRNA agents can be produced using any sequence provided herein with any one or more of these modifications (2' modifications, mismatches, nicks, RNA-DNA

hybrid, LNA, PNA, GNA, TNA, or FANA, etc.), provided that the modifications are not mutually exclusive and produce a functional iRNA agent (e.g., an agent which mediates RNA interference activity against the target HSF1).

[00219] Replacing the 3'-terminal nucleotide overhanging segments of a 21-mer siRNA duplex having two-nucleotide 3'-overhangs with deoxyribonucleotides does not have an adverse effect on RNAi activity. Replacing up to four nucleotides on each end of the siRNA with deoxyribonucleotides has been well tolerated, whereas complete substitution with deoxyribonucleotides results in no RNAi activity. International PCT Publication No. WO 00/44914, and Beach et al. International PCT Publication No. WO 01/68836 preliminarily suggest that siRNA may include modifications to either the phosphate-sugar backbone or the nucleoside to include at least one of a nitrogen or sulfur heteroatom. Kreutzer et al. Canadian Patent Application No. 2,359,180, also describe certain chemical modifications for use in dsRNA constructs in order to counteract activation of double-stranded RNA-dependent protein kinase PKR, specifically 2'-amino or 2'-O-methyl nucleotides, and nucleotides containing a 2'-O or 4'-C methylene bridge. Additional 3'-terminal nucleotide overhangs include dT (deoxythymidine), 2'-O,4'-C-ethylene thymidine (eT), and 2-hydroxyethyl phosphate (hp).

[00220] Parrish et al. (2000 Molecular Cell 6: 1077-1087) tested certain chemical modifications targeting the *unc-22* gene in *C. elegans* using long (>25 nt) siRNA transcripts. The authors describe the introduction of thiophosphate residues into these siRNA transcripts by incorporating thiophosphate nucleotide analogs with T7 and T3 RNA polymerase and observed that RNAs with two phosphorothioate modified bases also had substantial decreases in effectiveness as RNAi. Further, Parrish et al. reported that phosphorothioate modification of more than two residues greatly destabilized the RNAs *in vitro* such that interference activities could not be assayed. Id. at 1081. The authors also tested certain modifications at the 2'-position of the nucleotide sugar in the long siRNA transcripts and found that substituting deoxynucleotides for ribonucleotides produced a substantial decrease in interference activity, especially in the case of Uridine to Thymidine and/or Cytidine to deoxy-Cytidine substitutions. Id. In addition, the authors tested certain base modifications, including substituting, in sense and antisense strands of the siRNA, 4-thiouracil, 5-bromouracil, 5-iodouracil, and 3-(aminoallyl)uracil for uracil, and inosine for guanosine. Whereas 4-thiouracil and 5-bromouracil substitution appeared to be tolerated, Parrish reported that inosine produced a substantial decrease in interference activity when incorporated in either strand. Parrish also reported that incorporation of 5-iodouracil and 3-(aminoallyl)uracil in the antisense strand resulted in a substantial decrease in RNAi activity as well.

[00221] Those skilled in the art will appreciate that it is possible to synthesize and modify the siRNA as desired, using any conventional method known in the art (see Henschel et al. 2004 DEQOR: a web-based tool for the design and quality control of siRNAs. Nucleic Acids Research 32 (Web Server Issue): W113-W120). Further, it will be apparent to those skilled in the art that there

are a variety of regulatory sequences (for example, constitutive or inducible promoters, tissue-specific promoters or functional fragments thereof, etc.) which are useful for the antisense oligonucleotide, siRNA, or shRNA expression construct/vector.

[00222] There are several examples in the art describing sugar, base, phosphate and backbone modifications that can be introduced into nucleic acid molecules with significant enhancement in their nuclease stability and efficacy. For example, oligonucleotides are modified to enhance stability and/or enhance biological activity by modification with nuclease resistant groups, for example, 2'-amino, 2'-C-allyl, 2'-fluoro, 2'-O-methyl, 2'-O-allyl, 2'-H, nucleotide base modifications (for a review see Usman and Cedergren 1992 TIBS. 17: 34; Usman et al. 1994 Nucleic Acids Symp. Ser. 31: 163; Burgin et al. 1996 Biochemistry 35: 14090). Sugar modifications of nucleic acids have been extensively described in the art.

[00223] Additional modifications and conjugations of RNAi agents have been described. Soutschek et al. 2004 Nature 432: 173-178 presented conjugation of cholesterol to the 3'-end of the sense strand of a siRNA molecule by means of a pyrrolidine linker, thereby generating a covalent and irreversible conjugate. Chemical modifications (including conjugation with other molecules) of siRNA may also be made to improve the *in vivo* pharmacokinetic retention time and efficiency.

[00224] In various embodiments, the RNAi agent to HSF1 comprises at least one 5'-uridine-adenine-3' (5'-ua-3') dinucleotide, wherein the uridine is a 2'-modified nucleotide; at least one 5'-uridine-guanine-3' (5'-ug-3') dinucleotide, wherein the 5'-uridine is a 2'-modified nucleotide; at least one 5'-cytidine-adenine-3' (5'-ca-3') dinucleotide, wherein the 5'-cytidine is a 2'-modified nucleotide; or at least one 5'-uridine-uridine-3' (5'-uu-3') dinucleotide, wherein the 5'-uridine is a 2'-modified nucleotide.

[00225] In various embodiments, the RNAi agent comprises a 2'-modification selected from the group consisting of: 2'-deoxy, 2'-deoxy-2'-fluoro, 2'-O-methyl, 2'-O-methoxyethyl (2'-O-MOE), 2'-O-aminopropyl (2'-O-AP), 2'-O-dimethylaminoethyl (2'-O-DMAOE), 2'-O-dimethylaminopropyl (2'-O-DMAP), 2'-O-dimethylaminoethoxyethyl (2'-O-DMAEOE), and 2'-O-N-methylacetamido (2'-O-NMA).

[00226] In another embodiment, the RNAi comprises a gap or missing base. For example, the phosphate-sugar backbone may be present, but the base missing.

[00227] In another embodiment, the RNAi agent has a single-stranded nick (e.g., a break or missing bond in the backbone). This nick can be, for example, in the sense strand, producing a small internally segmented interfering RNA, or sisiRNA, which may have less off-target effects than the corresponding RNAi agent without a nick.

[00228] The antisense nucleic acid or RNAi agent can also have an alternative backbone (or comprise mostly RNA with a small number of individual nucleotide substitutions) such as: locked nucleic acids (LNA), Morpholinos, peptidic nucleic acids (PNA), threose nucleic acid (TNA), boranophosphate-RNA, 2'-deoxy-2'-fluoro-β-D-arabinonucleic acid (FANA), and/or glycol nucleic

acid (GNA), and/or it can be labeled (e.g., radiolabeled or otherwise tagged). One or both strands can comprise an alternative backbone or have a small number (e.g., 1 to 10) of substitutions which are LNA, PNA, TNA, boranophosphate RNA, FANA, and/or GNA, etc.

[00229] In yet another embodiment, the antisense nucleic acid molecule employed by the methods of the present disclosure can include an α -anomeric nucleic acid molecule. An α -anomeric nucleic acid molecule forms specific double-stranded hybrids with complementary RNA in which, contrary to the usual β -units, the strands run parallel to each other. Gaultier et al. 1987 Nucleic Acids. Res. 15: 6625-6641. The antisense nucleic acid molecule can also comprise a 2'-o-methylribonucleotide (Inoue et al. 1987 Nucleic Acids Res. 15: 6131-6148) or a chimeric RNA-DNA analogue (Inoue et al. 1987 FEBS Lett. 215: 327-330).

[00230] Alternatively, gene expression can be inhibited by targeting nucleotide sequences complementary to the regulatory region of HSF1 (e.g., the promoter and/or enhancers) to form triple helical structures that prevent transcription of the HSF1 gene. See generally, Helene 1991 Anticancer Drug Des. 6(6): 569-84; Helene et al. 1992 Ann. N.Y. Acad. Sci. 660: 27-36; and Maher 1992, Bioassays 14(12): 807-15.

[00231] Alternatively, the antisense nucleic acid can be produced biologically using an expression vector into which a nucleic acid has been subcloned in an antisense orientation (i.e., RNA transcribed from the inserted nucleic acid will be in an antisense orientation to a target nucleic acid of interest).

[00232] The antisense nucleic acid molecules of the present disclosure are typically administered to a subject or generated in situ such that they hybridize with cellular mRNA and/or genomic DNA encoding HSF1, and inhibit expression by inhibiting transcription and/or translation. An example of a route of administration of antisense nucleic acid molecules includes direct injection at a tissue site. Alternatively, antisense nucleic acid molecules can be modified to target selected cells and then administered systemically. For example, for systemic administration, antisense molecules can be modified such that they specifically bind to receptors or antigens expressed on a selected cell surface, e.g., by linking the antisense nucleic acid molecules to peptides or antibodies which bind to cell surface receptors or antigens. The antisense nucleic acid molecules can also be delivered to cells using vectors well known in the art and described in, for example, US20070111230, the entire contents of which are incorporated herein. To achieve sufficient intracellular concentrations of the antisense molecules, vector constructs in which the antisense nucleic acid molecule is placed under the control of a strong pol II or pol III promoter can be used.

[00233] RNA Interference.

[00234] RNA interference (RNAi) is a post-transcriptional, targeted gene-silencing technique that uses double-stranded RNA (dsRNA) to degrade messenger RNA (mRNA) containing the same sequence as the dsRNA. The process of RNAi occurs when ribonuclease III (Dicer) cleaves the

2016202437 18 Apr 2016

longer dsRNA into shorter fragments called siRNAs. siRNAs (small interfering RNAs) produced in this way are typically about 21 to 23 nucleotides long and comprise about 19 base pair duplexes (although effective artificial siRNAs can be significantly longer or shorter). The smaller RNA segments then mediate the degradation of the target mRNA. Dicer has also been implicated in the excision of 21- and 22-nucleotide small temporal RNAs (stRNAs) from precursor RNA of conserved structure that are implicated in translational control. Hutvagner et al. 2001, Science, 293, 834. The RNAi response also features an endonuclease complex, commonly referred to as an RNA-induced silencing complex (RISC), which mediates cleavage of single-stranded mRNA complementary to the antisense strand of the siRNA. Cleavage of the target RNA takes place in the middle of the region complementary to the antisense strand of the siRNA duplex.

[00235] In one aspect, an RNA interference agent includes a single-stranded RNA that interacts with a target RNA sequence to direct the cleavage of the target RNA. Without wishing to be bound by theory, the present disclosure contemplates that long double-stranded RNA introduced into plants and invertebrate cells is broken down into siRNA by a Type III endonuclease known as Dicer (Sharp et al., Genes Dev. 2001, 15: 485). Dicer, a ribonuclease-III-like enzyme, processes the dsRNA into 19-23 base pair short interfering RNAs with characteristic two base 3' overhangs (Bernstein, et al., (2001) Nature 409:363) (although artificial RNAi agents can be shorter and/or blunt-ended). The siRNAs are then incorporated into an RNA-induced silencing complex (RISC) where one or more helicases unwind the siRNA duplex, enabling one of the now unpaired siRNA strands to act as a "guide" strand to guide target recognition (Nykanen, et al., (2001) Cell 107:309). Upon binding of the antisense guide strand to the appropriate target mRNA, one or more endonucleases within the RISC cleaves the target to induce silencing (Elbashir, et al., (2001) Genes Dev. 15:188). Thus, in one aspect the present disclosure relates to a single-stranded RNA that promotes the formation of a RISC complex to effect silencing of the target gene.

[00236] RNA interference has also been studied in a variety of systems. Work in *Drosophila* embryonic lysates (Elbashir et al. 2001 EMBO J. 20: 6877 and Tuschl et al. International PCT Publication No. WO 01/75164) has revealed certain requirements for siRNA length, structure, chemical composition, and sequence that are essential to mediate efficient RNAi activity in a variety of systems, including especially mammals. These studies have shown that 21-nucleotide siRNA duplexes are particularly active when containing 3'-terminal dinucleotide overhangs, though other studies have shown that blunt-ended siRNAs can also be effective.

[00237] The dsRNA molecules (RNAi agents) described herein are thus useful in RNA interference of HSF1.

[00238] The present disclosure also encompasses RNAi agents comprising any sequence disclosed herein, e.g., as part of a longer sequence. For example, the disclosure encompasses longer RNAi agents comprising two strands, wherein the sequence of either or both of the strands comprises the sequence of a strand provided herein. Several studies have shown that longer strands

can be effective in RNA interference, even though they are half a dozen nt or bp longer than a 19 nt RNAi agent, or even up to about 49, about 200, about 500, or even about 700 bp long or longer. See Elbashir et al. 2001 EMBO J. 23: 6877-6888; WO 00/44914; WO 01/36646; and WO 00/63364. Most importantly for therapeutic use, however, siRNA duplexes shorter than 50 bp or so are less likely to activate the interferon response in mammalian cells. See, e.g., Tuschl et al., WO 01/752164.

[00239] RNAi agents to HSF1.

[00240] RNAi agents that are particularly useful for this disclosure include those which can bind specifically to a region of the HSF1 mRNA, and have one or more of the following qualities: binding in the coding segment of HSF1; binding at or near the junction of the 5' untranslated region and the start of the coding segment; binding at or near the translational start site of the mRNA; binding at or near junctions of exons and introns; little or no binding to the mRNAs of other genes (little or no "off-target effects"); binding to the HSF1 mRNA in or near a region or regions that is not double-stranded or a stem region, e.g., in a loop or single-stranded portion; eliciting little or no immunogenicity; binding in a segment of the HSF1 mRNA sequence which is conserved among various animal species (including human, mouse, rat, cynomolgus monkey, etc.), as the presence of a conserved sequence facilitates testing using various laboratory animals; binding to double-stranded region(s) of the mRNA; binding to an AT-rich region (e.g., at least about 50, 51, 52, 53, 54, 55, 56, 57, 58, 59, or 60% AT-rich); and lacking particular sequences known or suspected to decrease siRNA activity, e.g., the presence of a GG sequence at the 5' end, which may decrease separation of the double-stranded portion of the siRNA.

[00241] RNAi agents can be designed as HSF1 RNAi agents which bind to and assist in degradation of HSF1 mRNA. The anti-HSF1 RNAi agents can be designed to bind to the coding segment or non-coding segment (e.g., the 5' or 3' untranslated regions, or UTRs). Preferably, the RNAi agent binds to the coding segment of the mRNA. The RNAi agents can have double-stranded regions of, for example, about 17, 18, 19, 20, 21, 22, 23, or 24 bp. Preferably, the RNAi agent comprises about 19, 20 or 21 bp. The RNAi agents can be longer (e.g., up to 49 bp), as incorporated into a construct suitable for shortening by the Dicer complex. The RNAi can also be incorporated into a longer construct for expression prior to further shortening and processing.

[00242] RNAi Agents Lowering HSF1 Level, Expression And/Or Activity.

[00243] RNAi agents for targeting HSF1 include those which bind to a HSF1 sequence provided herein and which work to reduce HSF1 through a RNAi mechanism. Example siRNAs to HSF1 are provided, e.g., in Tables A1, 1, 2, 3, 4, 5, 6, or 7.

[00244] The RNAi agents of the present disclosure silence, inhibit the expression of, down-regulate the expression of, and/or suppress the expression of the HSF1 gene, such that an approximately normal level of HSF1 activity, expression and/or level is achieved.

[00245] In addition, in various embodiments, depending on the disease condition and biological context, it is acceptable to use the RNAi agents of the present disclosure to establish a level of HSF1 expression, activity and/or level which is below the normal level, or above the normal level.

[00246] **Features of a RNAi Agent: Sense strand and Antisense Strand.**

[00247] In various embodiments, the RNAi agents comprise a first strand and a second strand, e.g., a sense strand and an antisense strand and, optionally, one or both ends of the duplex containing unpaired nucleotides referred to herein as overhangs, and, optionally, 3' and/or 5' end caps.

[00248] The term "antisense strand" refers to the strand of a RNAi agent which includes a region that is substantially complementary to a target sequence. As used herein, the term "region of complementarity" refers to the region on the antisense strand that is substantially complementary to a sequence, for example a target sequence, as defined herein. Where the region of complementarity is not fully complementary to the target sequence, the mismatches may be in the internal or terminal regions of the molecule. Generally, the most tolerated mismatches are in the terminal regions, e.g., within 5, 4, 3, or 2 nucleotides of the 5' and/or 3' terminus.

[00249] The term "sense strand," as used herein, refers to the strand of a RNAi agent that includes a region that is substantially complementary to a region of the antisense strand as that term is defined herein.

[00250] The sequence of a gene may vary from individual to individual, especially at wobble positions within the coding segment, or in the untranslated region; individuals may also differ from each other in coding sequence, resulting in additional differences in mRNA. The sequence of the sense and antisense strands of the RNAi agent can thus be designed to correspond to that of an individual patient, if and where needed. RNAi agents can also be modified in sequence to reduce immunogenicity, binding to undesired mRNAs (e.g., "off-target effects") or to increase stability in the blood. These sequence variants are independent of chemical modification of the bases or 5' or 3' or other end-caps of the RNAi agents.

[00251] **Overhangs, Blunt Ends and Caps.**

[00252] The RNAi agents can also have 0, 1, or 2 overhangs; in the case of 0 overhangs, they are blunt-ended. A RNAi agent can have 0, 1 or 2 blunt ends. In a "blunt-ended RNAi agent" both strands terminate in a base-pair; thus a blunt-ended molecule lacks either 3' or 5' single-stranded nucleotide overhangs.

[00253] The terms "blunt" or "blunt-ended" as used herein in reference to a dsRNA mean that there are no unpaired nucleotides or nucleotide analogs at a given terminal end of a dsRNA, *i.e.*, no

nucleotide overhang. One or both ends of a dsRNA can be blunt. Where both ends of a dsRNA are blunt, the dsRNA is said to be blunt ended. To be clear, a “blunt ended” dsRNA is a dsRNA that is blunt at both ends, *i.e.*, no nucleotide overhang at either end of the molecule. Most often such a molecule will be double-stranded over its entire length.

[00254] As used herein, the term “overhang” or “nucleotide overhang” refer to at least one unpaired nucleotide that protrudes from the end of at least one of the two strands of the duplex structure of a RNAi agent. For example, when a 3'-end of one strand of a dsRNA extends beyond the 5'-end of the other strand, or vice versa, the unpaired nucleotide(s) form the overhang. A dsRNA can comprise an overhang of at least one nucleotide; alternatively the overhang can comprise at least two nucleotides, at least three nucleotides, at least four nucleotides, at least five nucleotides or more. An overhang can comprise or consist of a nucleotide/nucleoside analog, including a deoxynucleotide/nucleoside. The overhang(s) may be on the sense strand, the antisense strand or any combination thereof. Furthermore, the nucleotide(s) of an overhang can be present on the 5' end, 3' end or both ends of either an antisense or sense strand of a dsRNA.

[00255] An example overhang is 3'-terminal dinucleotide such as dithymidine (TT), dTdT, sdTsdT, UU, etc. The 3'-terminal dinucleotide overhangs can be effective for increasing nuclease resistance, though they may not contribute to target recognition (Elbashir et al. 2001 Nature 411: 494-498). This is consistent with reports that the overhangs can be deleted in many cases, and can be replaced with a 3' endcap that increases nuclease resistance, WO 2005/021749 and WO 2007/128477. A suitable 3' endcap ideally performs at least two functions: (1) increasing stability, e.g., against nucleases, e.g., in blood serum or intestinal fluid; and (2) allowing RNA interference activity. Substitution of the 3'-terminal siRNA overhang nucleotides with 2'-deoxy nucleotides (2'-H) was also tolerated. In addition, a 5'-phosphate on the target-complementary strand of a siRNA duplex is usually required for siRNA activity.

[00256] The RNAi agent can thus optionally comprise a cap. The term “cap” and the like include a chemical moiety attached to the end of a double-stranded nucleotide duplex, but is used herein to exclude a chemical moiety that is a nucleotide or nucleoside. A “3' Cap” is attached at the 3' end of a nucleotide or oligonucleotide. A “5' Cap” is attached at the 5' end of a nucleotide or oligonucleotide. In one embodiment, 3' end caps are as disclosed in, for example, WO 2005/021749 and WO 2007/128477. A 3' and/or 5' end cap can be used in addition to an overhang or as a replacement to the overhang (e.g., on a blunt-end of a RNAi agent). In one embodiment, a blunt end of an RNAi duplex is chemically modified by the addition of a 3' cap, e.g., those described in WO 2005/021749 and WO 2007/128477. In such embodiments, the 3' caps are non-nucleotidic, and thus do not constitute an overhang.

[00257] The present disclosure thus contemplates a RNAi agent specific to HSF1 comprising an antisense strand (which may be contiguous or connected via a linker or loop) in a RNAi agent. In a more specific embodiment, an RNAi agent comprises an antisense strand and a sense strand which

together comprise a double-stranded or complementary region. In one embodiment, it can also optionally comprise one or two overhangs and/or one or two caps.

[00258] Target and complementary sequences.

[00259] The RNAi agents of the present disclosure target (e.g., specifically bind to, anneal to, etc.) the mRNA encoding the gene HSF1. The use of the RNAi agent specific to HSF1 results in a decrease of HSF1 activity, level and/or expression, e.g., a “knock-down” or “knock-out” of the target gene or target sequence. Particularly in one embodiment, in the case of a disease state characterized by over-expression or hyper-activity of HSF1, administration of a RNAi agent to HSF1 knocks down the HSF1 gene enough to restore a normal level of HSF1 activity and/or a normal level of Na⁺ reabsorption.

[00260] As used herein, “target sequence” or “target gene” refer to a contiguous portion of the nucleotide sequence of an mRNA molecule formed during the transcription of a gene, e.g., a HSF1 gene, including mRNA that is a product of RNA processing of a primary transcription product. The target portion of the sequence will be at least long enough to serve as a substrate for iRNA-directed cleavage at or near that portion. For example, the target sequence will generally be from 9-36 nucleotides (“nt”) in length, e.g., 15-30 nt in length, including all sub-ranges therebetween. As non-limiting examples, the target sequence can be from 15-30 nt, 15-26 nt, 15-23 nt, 15-22 nt, 15-21 nt, 15-20 nt, 15-19 nt, 15-18 nt, 15-17 nt, 18-30 nt, 18-26 nt, 18-23 nt, 18-22 nt, 18-21 nt, 18-20 nt, 19-30 nt, 19-26 nt, 19-23 nt, 19-22 nt, 19-21 nt, 19-20 nt, 19 nt, 20-30 nt, 20-26 nt, 20-25 nt, 20-24 nt, 20-23 nt, 20-22 nt, 20-21 nt, 20 nt, 21-30 nt, 21-26 nt, 21-25 nt, 21-24 nt, 21-23 nt, or 21-22 nt, 21 nt, 22 nt, or 23 nt. The sense and antisense strands of the RNAi comprise a sequence complementary to that of the target nucleic acid, HSF1. In considering the “sequence” of a target, a strand or an RNAi agent, neither the end-caps nor modifications of the RNAi agent, as described herein, are considered a part of the sequence.

[00261] As used herein, and unless otherwise indicated, the term “complementary” refers to the ability of an oligonucleotide or polynucleotide comprising a first nucleotide sequence to hybridize and form a duplex structure under certain conditions with an oligonucleotide or polynucleotide comprising a second nucleotide sequence. Such conditions can, for example, be stringent, e.g., 400 mM NaCl, 40 mM PIPES pH 6.4, 1 mM EDTA, 50°C or 70°C for 12-16 hours followed by washing. Other conditions, such as physiologically relevant conditions as may be encountered inside an organism, can apply. The skilled person will be able to determine the set of conditions most appropriate for a test of complementarity of two sequences in accordance with the ultimate application of the hybridized nucleotides.

[00262] “Complementary” sequences, as used herein, may also include, or be formed entirely from, non-Watson-Crick base pairs and/or base pairs formed from non-natural and modified nucleotides, in as far as the above requirements with respect to their ability to hybridize are fulfilled.

Such non-Watson-Crick base pairs includes, but are not limited to, G:U Wobble or Hoogsteen base pairing.

[00263] The terms “complementary,” “fully complementary” and “substantially complementary” herein may furthermore be used with respect to the base matching between the sense strand and the antisense strand of a dsRNA, or between the antisense strand of a RNAi agent and a target sequence, as will be understood from the context of their use.

[00264] As used herein, a polynucleotide that is “substantially complementary to at least part of” a messenger RNA (mRNA) refers to a polynucleotide that is substantially complementary to a contiguous portion of the mRNA of interest (e.g., an mRNA encoding HSF1). For example, a polynucleotide is complementary to at least a part of a HSF1 mRNA if the sequence is substantially complementary to a non-interrupted portion of an mRNA encoding HSF1.

[00265] Complementary sequences within a RNAi agent, e.g., within a dsRNA as described herein, include base-paired oligonucleotides or polynucleotides comprising a first nucleotide sequence to an oligonucleotide or polynucleotide comprising a second nucleotide sequence over the entire length of one or both nucleotide sequences. Such sequences can be referred to as “fully complementary” with respect to each other herein. However, where a first sequence is referred to as “substantially complementary” with respect to a second sequence herein, the two sequences can be fully complementary, or they may form one or more, but generally not more than 5, 4, 3 or 2 mismatched base pairs upon hybridization for a duplex up to 30 base pairs, while retaining the ability to hybridize under the conditions most relevant to their ultimate application, e.g., inhibition of gene expression via a RISC pathway. However, where two oligonucleotides are designed to form, upon hybridization, one or more single-stranded overhangs, such overhangs shall not be regarded as mismatches with regard to the determination of complementarity.

[00266] For example, a duplex comprising one oligonucleotide 21 nucleotides in length and another oligonucleotide 23 nucleotides in length, wherein the longer oligonucleotide comprises a sequence of 21 nucleotides that is fully complementary to the shorter oligonucleotide, may yet be referred to as “fully complementary” for the purposes described herein. The term overhang describes an unpaired nucleotide at the 3' or 5' end of a double-stranded nucleotide duplex, as described above. In one embodiment, the overhang is 0 to 4 nt long and is on the 3' end.

[00267] Thus, the RNAi agent of the present disclosure is complimentary or substantially complimentary to a target sequence in the target HSF1 and is double-stranded, comprising a sense and an antisense strand (which can be contiguous, linked via a loop, or otherwise joined), where the double-stranded region can be 9 to 36 bp long (particularly for example, 19-22 bp or 19-23 bp long), and can furthermore optionally comprise a 3' or 5' overhang, and the RNAi agent can furthermore comprise a 3' cap. The RNAi agent mediates RNA interference, down-regulating or inhibiting the level, expression and/or activity of HSF1, and/or establishing or re-establishing an approximately normal level of HSF1 and/or HSF1 activity, or other biological function related to HSF1.

2016202437 18 Apr 2016

[00268] Types of RNAi Agents and Modification Thereof.

[00269] The use of RNAi agents or compositions comprising an antisense nucleic acid to down-modulate the expression of a particular protein in a cell is well known in the art. A RNAi agent comprises a sequence complementary to, and is capable of hydrogen binding to, the coding strand of another nucleic acid (e.g., an mRNA). Thus, in various embodiments, the RNAi agents of the present disclosure encompass any RNAi agents which target (e.g., are complementary, capable of hydrogen binding to, etc.) any sequence presented, e.g., in Tables A1, 1, 2, 3, 4, 5, 6, or 7.

[00270] Antisense sequences complementary to an mRNA can be complementary to the coding region, the 5' or 3' untranslated region of the mRNA, and/or a region bridging the coding and untranslated regions, and/or portions thereof. Furthermore, a RNAi agent or a portion thereof can be complementary to a regulatory region of the gene encoding the mRNA, for instance a transcription or translation initiation sequence or regulatory element. Particularly, a RNAi agent or a portion thereof can be complementary to a region preceding or spanning the initiation codon on the coding strand or in the 3' untranslated region of an mRNA.

[00271] RNAi agent molecules can be designed according to the rules of Watson and Crick base pairing. The RNAi agent can be complementary to the entire coding region of HSF1 mRNA, but more particularly is an oligonucleotide which is antisense to only a portion of the coding or non-coding region of HSF1 mRNA. For example, the antisense oligonucleotide can be complementary to the region surrounding the translation start site of HSF1 mRNA. An antisense oligonucleotide can be, for example, about 5, 10, 15, 19, 20, 21, 22, 23, 24, 25, 30, 35, 40, 45 or 50 nucleotides in length.

[00272] The RNAi agent may have modifications internally, or at one or both ends. The modifications at the ends can help stabilize the RNAi agent, protecting it from degradation by nucleases in the blood. The RNAi agents may optionally be directed to regions of the HSF1 mRNA known or predicted to be near or at splice sites of the gene; e.g., exon-intron junctions (as described in, for example, Saxena et al. 1998).

[00273] The RNAi agents can also optionally be designed to anneal to known or predicted exposed and/or single-stranded regions of the mRNA (e.g., loops).

[00274] A RNAi agent can be constructed using chemical synthesis and enzymatic ligation reactions using procedures known in the art. For example, RNAi agent can be chemically synthesized using naturally-occurring nucleotides or variously modified nucleotides designed to decrease off-target effects, and/or increase the biological stability of the molecules or to increase the physical stability of the duplex formed between the antisense and sense nucleic acids, e.g., phosphorothioate derivatives and acridine substituted nucleotides can be used.

[00275] “G,” “C,” “A,” “T” and “U” each generally stand for a nucleotide that contains guanine, cytosine, adenine, thymidine and uracil as a base, respectively. However, the term

“ribonucleotide” or “nucleotide” can also refer to a modified nucleotide or a surrogate replacement moiety. The skilled person is well aware that guanine, cytosine, adenine, and uracil may be replaced by other moieties without substantially altering the base pairing properties of an oligonucleotide comprising a nucleotide bearing such replacement moiety. For example, without limitation, a nucleotide comprising inosine as its base may base pair with nucleotides containing adenine, cytosine, or uracil. Hence, nucleotides containing uracil, guanine, or adenine may be replaced in the nucleotide sequences of dsRNA featured in the present disclosure by a nucleotide containing, for example, inosine. In another example, adenine and cytosine anywhere in the oligonucleotide can be replaced with guanine and uracil, respectively to form G-U Wobble base pairing with the target mRNA. Sequences containing such replacement moieties are suitable for the compositions and methods featured in the present disclosure.

[00276] The skilled artisan will recognize that the term “RNA molecule” or “ribonucleic acid molecule” encompasses not only RNA molecules as expressed or found in nature (i.e., are naturally occurring), but also non-naturally occurring analogs and derivatives of RNA comprising one or more ribonucleotide/ribonucleoside analogs or derivatives as described herein or as known in the art. Strictly speaking, a “ribonucleoside” includes a nucleoside base and a ribose sugar, and a “ribonucleotide” is a ribonucleoside with one, two or three phosphate moieties. However, the terms “ribonucleoside” and “ribonucleotide” can be considered to be equivalent as used herein. The RNA can be modified in the nucleobase structure or in the ribose-phosphate backbone structure, e.g., as described herein below. However, the molecules comprising ribonucleoside analogs or derivatives must retain the ability to form a duplex. As non-limiting examples, an RNA molecule can also include at least one modified ribonucleoside, including but not limited to a 2'-O-methyl modified nucleotide, a nucleoside comprising a 5' phosphorothioate group, a terminal nucleoside linked to a cholesteryl derivative or dodecanoic acid bisdecylamide group, a locked nucleoside, an abasic nucleoside, a 2'-deoxy-2'-fluoro modified nucleoside, a 2'-amino-modified nucleoside, 2'-alkyl-modified nucleoside, morpholino nucleoside, an unlocked ribonucleotide (e.g., an acyclic nucleotide monomer, as described in WO 2008/147824), a phosphoramidate or a non-natural base comprising nucleoside, or any combination thereof. Alternatively, an RNA molecule can comprise at least two modified ribonucleosides, at least 3, at least 4, at least 5, at least 6, at least 7, at least 8, at least 9, at least 10, at least 15, at least 20 or more, up to the entire length of the dsRNA molecule. The modifications need not be the same for each of such a plurality of modified ribonucleosides in an RNA molecule. In one embodiment, modified RNAs contemplated for use in methods and compositions described herein are peptide nucleic acids (PNAs) that have the ability to form the required duplex structure and that permit or mediate the specific degradation of a target RNA via a RISC pathway.

[00277] Examples of modified nucleotides which can be used to generate the RNAi agent include 5-fluorouracil, 5-bromouracil, 5-chlorouracil, 5-iodouracil, hypoxanthine, xantine, 4-

acetylcytosine, 5-(carboxyhydroxymethyl) uracil, 5-carboxymethylaminomethyl-2-thiouridine, 5-carboxymethylaminomethyluracil, dihydrouracil, beta-D-galactosylqueosine, inosine, N6-isopentenyladenine, 1-methylguanine, 1-methylinosine, 2,2-dimethylguanine, 2-methyladenine, 2-methylguanine, 3-methylcytosine, 5-methylcytosine, N6-adenine, 7-methylguanine, 5-methylaminomethyluracil, 5-methoxyaminomethyl-2-thiouracil, beta-D-mannosylqueosine, 5'-methoxycarboxymethyluracil, 5-methoxyuracil, 2-methylthio-N6-isopentenyladenine, uracil-5-oxyacetic acid (v), wybutoxosine, pseudouracil, queosine, 2-thiocytosine, 5-methyl-2-thiouracil, 2-thiouracil, 4-thiouracil, 5-methyluracil, uracil-5-oxyacetic acid methylester, uracil-5-oxyacetic acid (v), 5-methyl-2-thiouracil, 3-(3-amino-3-N-2-carboxypropyl) uracil, (acp3)w, and 2,6-diaminopurine.

[00278] In one embodiment, the present disclosure encompasses modified any modified variant of any RNAi agent disclosed herein. The modified variant contains the same sequence, but can be modified to contain modifications in the phosphate, sugar, base, nucleotide, etc. For example, the modified variant can contain one or more of the modified nucleotides listed herein, for example a C replaced by a 2'-modified C.

[00279] In one aspect, a modified ribonucleoside includes a deoxyribonucleoside. In such an instance, a RNAi agent can comprise one or more deoxynucleosides, including, for example, a deoxynucleoside overhang(s), or one or more deoxynucleosides within the double-stranded portion of a dsRNA. However, it is self-evident that under no circumstances is a double-stranded DNA molecule encompassed by the term "RNAi agent."

[00280] Replacing the 3'-terminal nucleotide overhanging segments of a 21-mer siRNA duplex having two-nucleotide 3'-overhangs with deoxyribonucleotides does not have an adverse effect on RNAi activity. Replacing up to four nucleotides on each end of the siRNA with deoxyribonucleotides has been well tolerated, whereas complete substitution with deoxyribonucleotides results in no RNAi activity. International PCT Publication No. WO 00/44914, and Beach et al. International PCT Publication No. WO 01/68836 preliminarily suggest that siRNA may include modifications to either the phosphate-sugar backbone or the nucleoside to include at least one of a nitrogen or sulfur heteroatom. Kreutzer et al. Canadian Patent Application No. 2,359,180, also describe certain chemical modifications for use in dsRNA constructs in order to counteract activation of double-stranded RNA-dependent protein kinase PKR, specifically 2'-amino or 2'-O-methyl nucleotides, and nucleotides containing a 2'-O or 4'-C methylene bridge. Additional 3'-terminal nucleotide overhangs include dT (deoxythymidine), 2'-O,4'-C-ethylene thymidine (eT), and 2-hydroxyethyl phosphate (hp).

[00281] Parrish et al. 2000 Molecular Cell 6: 1077-1087 tested certain chemical modifications targeting the unc-22 gene in *C. elegans* using long (>25 nt) siRNA transcripts. The authors describe the introduction of thiophosphate residues into these siRNA transcripts by incorporating thiophosphate nucleotide analogs with T7 and T3 RNA polymerase and observed that RNAs with

two phosphorothioate modified bases also had substantial decreases in effectiveness as RNAi. Further, Parrish et al. reported that phosphorothioate modification of more than two residues greatly destabilized the RNAs *in vitro* such that interference activities could not be assayed. Id. at 1081. The authors also tested certain modifications at the 2'-position of the nucleotide sugar in the long siRNA transcripts and found that substituting deoxynucleotides for ribonucleotides produced a substantial decrease in interference activity, especially in the case of Uridine to Thymidine and/or Cytidine to deoxy-Cytidine substitutions. Id. In addition, the authors tested certain base modifications, including substituting, in sense and antisense strands of the siRNA, 4-thiouracil, 5-bromouracil, 5-iodouracil, and 3-(aminoallyl) uracil for uracil, and inosine for guanosine. Whereas 4-thiouracil and 5-bromouracil substitution appeared to be tolerated, Parrish reported that inosine produced a substantial decrease in interference activity when incorporated in either strand. Parrish also reported that incorporation of 5-iodouracil and 3-(aminoallyl)uracil in the antisense strand resulted in a substantial decrease in RNAi activity as well.

[00282] Those skilled in the art will appreciate that it is possible to synthesize and modify the siRNA as desired, using any conventional method known in the art (see Henschel et al. 2004 DEQOR: a web-based tool for the design and quality control of siRNAs. Nucleic Acids Research 32 (Web Server Issue): W113-W120). Further, it will be apparent to those skilled in the art that there are a variety of regulatory sequences (for example, constitutive or inducible promoters, tissue-specific promoters or functional fragments thereof, etc.) which are useful for the antisense oligonucleotide, siRNA, or shRNA expression construct/vector.

[00283] There are several examples in the art describing sugar, base, phosphate and backbone modifications that can be introduced into nucleic acid molecules with significant enhancement in their nuclease stability and efficacy. For example, oligonucleotides are modified to enhance stability and/or enhance biological activity by modification with nuclease resistant groups, for example, 2'-amino, 2'-C-allyl, 2'-fluoro, 2'-O-methyl, 2'-O-allyl, 2'-H, nucleotide base modifications (for a review see Usman and Cedergren 1992 TIBS. 17: 34; Usman et al. 1994 Nucleic Acids Symp. Ser. 31: 163; Burgin et al. 1996 Biochemistry 35: 14090). Sugar modification of nucleic acid molecules are extensively described in the art.

[00284] Additional modifications and conjugations of RNAi agents have been described. Soutschek et al. 2004 Nature 432: 173-178 presented conjugation of cholesterol to the 3'-end of the sense strand of a siRNA molecule by means of a pyrrolidine linker, thereby generating a covalent and irreversible conjugate. Chemical modifications (including conjugation with other molecules) of RNAi agents may also be made to improve the *in vivo* pharmacokinetic retention time and efficiency.

[00285] In various embodiments, the RNAi agent to HSF1 is ligated to one or more diagnostic compound, reporter group, cross-linking agent, nuclease-resistance conferring moiety, natural or unusual nucleobase, lipophilic molecule, cholesterol, lipid, lectin, steroid, uvaol, hecigenin,

diosgenin, terpene, triterpene, sarsasapogenin, Friedelin, epifriedelanol-derivatized lithocholic acid, vitamin, carbohydrate, dextran, pullulan, chitin, chitosan, synthetic carbohydrate, oligo lactate 15-mer, natural polymer, low- or medium-molecular weight polymer, inulin, cyclodextrin, hyaluronic acid, protein, protein-binding agent, integrin-targeting molecule, polycationic, peptide, polyamine, peptide mimic, and/or transferrin.

[00286] Various modifications of the RNAi agent can be produced. In various embodiments, the RNAi agent to HSF1 comprises at least one 5'-uridine-adenine-3' (5'-ua-3') dinucleotide, wherein the uridine is a 2'-modified nucleotide; at least one 5'-uridine-guanine-3' (5'-ug-3') dinucleotide, wherein the 5'-uridine is a 2'-modified nucleotide; at least one 5'-cytidine-adenine-3' (5'-ca-3') dinucleotide, wherein the 5'-cytidine is a 2'-modified nucleotide; and/or at least one 5'-uridine-uridine-3' (5'-uu-3') dinucleotide, wherein the 5'-uridine is a 2'-modified nucleotide.

[00287] In various embodiments, the RNAi agent comprises a 2'-modification selected from the group consisting of: 2'-deoxy, 2'-deoxy-2'-fluoro, 2'-O-methyl, 2'-O-methoxyethyl (2'-O-MOE), 2'-O-aminopropyl (2'-O-AP), 2'-O-dimethylaminoethyl (2'-O-DMAOE), 2'-O-dimethylaminopropyl (2'-O-DMAP), 2'-O-dimethylaminoethyloxyethyl (2'-O-DMAEOE), and 2'-O-N-methylacetamido (2'-O-NMA).

[00288] In another embodiment, the RNAi comprises a gap or missing base. For example, the phosphate-sugar backbone may be present, but the base missing.

[00289] In another embodiment, the RNAi agent has a single-stranded nick (e.g., a break or missing bond in the backbone). In various embodiments, a single-stranded nick can be in either the sense or anti-sense strand, or both.

[00290] This nick can be, for example, in the sense strand, producing a small internally segmented interfering RNA, or siRNA, which may have less off-target effects than the corresponding RNAi agent without a nick.

[00291] The antisense nucleic acid or RNAi agent can also have an alternative backbone (or comprise mostly RNA with a small number of individual nucleotide substitutions) such as: locked nucleic acids (LNA), Morpholinos, peptidic nucleic acids (PNA), threose nucleic acid (TNA), boranophosphate-RNA, 2'-deoxy-2'-fluoro- β -D-arabinonucleic acid (FANA), and/or glycol nucleic acid (GNA), and/or it can be labeled (e.g., radiolabeled or otherwise tagged).

[00292] One or both strands can comprise an alternative backbone.

[00293] In yet another embodiment, the RNAi agent employed by the methods of the present disclosure can include an α -anomeric nucleic acid molecule. An α -anomeric nucleic acid molecule forms specific double-stranded hybrids with complementary RNA in which, contrary to the usual β -units, the strands run parallel to each other. Gaultier et al. 1987 Nucleic Acids. Res. 15: 6625-6641.

[00294] The antisense nucleic acid molecule can also comprise a 2'-o-methylribonucleotide (Inoue et al. 1987 Nucleic Acids Res. 15: 6131-6148) or a chimeric RNA-DNA analogue (Inoue et al. 1987 FEBS Lett. 215: 327-330).

[00295] Alternatively, gene expression can be inhibited by targeting nucleotide sequences complementary to the regulatory region of HSF1 (e.g., the promoter and/or enhancers) to form triple helical structures that prevent transcription of the HSF1 gene.

[00296] Production of RNAi Agents.

[00297] The RNAi agent can be produced biologically using an expression vector into which a nucleic acid has been subcloned in an antisense orientation (i.e., RNA transcribed from the inserted nucleic acid will be in an antisense orientation to a target nucleic acid of interest). The RNAi agent can also be produced biologically using an expression vector into which a nucleic acid has been subcloned as an shRNA construct (i.e., RNA transcribed from the inserted nucleic acid will have a first region in an antisense orientation to a target nucleic acid of interest, a second region that comprises a loop or hinge, and a third region in a sense orientation to the target nucleic acid of interest, wherein the first and third regions of the transcript preferably hybridizes with itself, thereby forming a stem-and-loop structure).

[00298] Methods of producing RNAi agents are well-known in the art and available to persons of ordinary skill in the art.

[00299] Kits for synthesis of RNAi are commercially available from, e.g., New England Biolabs and Ambion.

[00300] Delivery Vehicles for RNAi Agents.

[00301] RNAi agents of the present disclosure can be delivered or introduced (e.g., to a cell *in vitro*, to a test animal, or to a human) by any means known in the art.

[00302] The RNAi agents of the present disclosure are typically administered to a subject or generated *in situ* such that they can hybridize with cellular mRNA and/or genomic DNA encoding HSF1, and inhibit expression by inhibiting transcription and/or translation. An example of a route of administration of the RNAi agent includes direct injection at a tissue site. Alternatively, RNAi agents can be modified to target selected cells and then administered systemically. For example, for systemic administration, antisense molecules can be modified such that they specifically bind to receptors or antigens expressed on a selected cell surface, e.g., by linking the antisense nucleic acid molecules to peptides or antibodies which bind to cell surface receptors or antigens. The antisense nucleic acid molecules can also be delivered to cells using vectors well known in the art and described in, for example, US20070111230, the entire contents of which are incorporated herein. To achieve sufficient intracellular concentrations of the antisense molecules, vector constructs in which the antisense nucleic acid molecule is placed under the control of a strong pol II or pol III promoter are preferred.

[00303] "Introducing into a cell," when referring to a RNAi agent, means facilitating or effecting uptake or absorption into the cell, as is understood by those skilled in the art. Absorption or

uptake of a RNAi agent can occur through unaided diffusive or active cellular processes, or by auxiliary agents or devices. The meaning of this term is not limited to cells *in vitro*; a RNAi agent may also be "introduced into a cell," wherein the cell is part of a living organism. In such an instance, introduction into the cell will include the delivery to the organism. For example, for *in vivo* delivery, a RNAi agent can be injected into a tissue site or administered systemically. *In vivo* delivery can also be by a beta-glucan delivery system, such as those described in U.S. Patent Nos. 5,032,401 and 5,607,677, and U.S. Publication No. 2005/0281781. *In vitro* introduction into a cell includes methods known in the art such as electroporation and lipofection. Further approaches are described herein or known in the art.

[00304] Delivery of RNAi agent to tissue is a problem both because the material must reach the target organ and must also enter the cytoplasm of target cells. RNA cannot penetrate cellular membranes, so systemic delivery of naked RNAi agent is unlikely to be successful. RNA is degraded by RNase activity in serum (although the use of particular 3' end caps on siRNAs may reduce or limit this degradation; see, for example, WO 2005/021749 and WO 2007/128477). For these reasons, other mechanisms to deliver RNAi agent to target cells has been devised. Methods known in the art include but are not limited to: viral delivery (retrovirus, adenovirus, lentivirus, baculovirus, AAV); liposomes (Lipofectamine, cationic DOTAP, neutral DOPC) or nanoparticles (cationic polymer, PEI), bacterial delivery (tkRNAi), and also chemical modification (LNA) of siRNA to improve stability. Xia et al. 2002 Nat. Biotechnol. 20 and Devroe et al. 2002. BMC Biotechnol. 2 1: 15, disclose incorporation of siRNA into a viral vector. Porphyosomes can also be used to deliver RNAi agents. Lovell et al. 2001 Nature Mater. 10: 324-32; and WO 2011/044671. Other systems for delivery of RNAi agents are contemplated and the RNAi agents of the present disclosure can be delivered by various methods yet to be found and/or approved by the FDA or other regulatory authorities.

[00305] RNAi agents of the present disclosure can delivered in a suitable pharmaceutical composition. Several of these are described in greater detail, below.

[00306] Pharmaceutical Compositions of RNAi Agents.

[00307] As used here, a "pharmaceutical composition" comprises a pharmaceutically effective amount of one or more HSF1 RNAi agent, a pharmaceutically acceptable carrier, and, optionally, an additional disease treatment which works synergistically with the RNAi agent. As used herein, "pharmacologically effective amount," "therapeutically effective amount" or simply "effective amount" refers to that amount of a RNAi agent effective to produce the intended pharmacological, therapeutic or preventive result. For example, if a given clinical treatment is considered effective where there is at least a 10% reduction in a measurable parameter associated with a disease or disorder, a therapeutically effective amount of a drug for the treatment of that disease or disorder is the amount necessary to effect at least a 10% reduction in that parameter. In this embodiment, a

therapeutically effective amount of a RNAi agent targeting HSF1 can reduce HSF1 protein levels by at least 10%. In additional embodiments, a given clinical treatment is considered effective where there is at least a 15, 20, 25, 30, 35, 40, 45, 50, 55, 60, 65, 70, 75, 80, 85, 90 or 95% reduction in a measurable parameter associated with a disease or disorder, and the therapeutically effective amount of a drug for the treatment of that disease or disorder is the amount necessary to effect at least a 15, 20, 25, 30, 35, 40, 45, 50, 55, 60, 65, 70, 75, 80, 85, 90 or 95% reduction, respectively, in that parameter.

[00308] The term “pharmaceutically acceptable carrier” refers to a carrier for administration of a therapeutic agent. Such carriers include, but are not limited to, saline, buffered saline, dextrose, water, glycerol, ethanol, and combinations thereof. The term specifically excludes cell culture medium. For drugs administered orally, pharmaceutically acceptable carriers include, but are not limited to pharmaceutically acceptable excipients such as inert diluents, disintegrating agents, binding agents, lubricating agents, sweetening agents, flavoring agents, coloring agents and preservatives. Suitable inert diluents include sodium and calcium carbonate, sodium and calcium phosphate, and lactose, while corn starch and alginic acid are suitable disintegrating agents. Binding agents may include starch and gelatin, while the lubricating agent, if present, will generally be magnesium stearate, stearic acid or talc. If desired, the tablets may be coated with a material such as glyceryl monostearate or glyceryl distearate, to delay absorption in the gastrointestinal tract. Agents included in drug formulations are described further herein.

[00309] The pharmaceutical compositions comprising a HSF1 RNAi agent can be in solid form, for example, powders, granules, tablets, pills, gelcaps, gelatin capsules, liposomes, suppositories, chewable forms, or patches. The pharmaceutical compositions comprising a HSF1 RNAi agent can also be presented in liquid form, for example, solutions, emulsions, suspensions, elixirs, or syrups. Appropriate liquid supports can be, for example, water, organic solvents such as polyol, such as glycerol or glycols, including propylene glycol and polyethylene glycol, or ethanol, Cremophor EL, or mixtures thereof, in varying proportions, in water. The compositions can comprise nano-sized amorphous or crystalline granules coated with albumin or a surfactant.

[00310] Appropriate supports can include, for example, antibacterial and antifungal agents, buffering agents, calcium phosphate, cellulose, methyl cellulose, chlorobutanol, cocoa butter, colorings, dextrin, emulsifiers, enteric coatings, flavorings, gelatin, isotonic agents, lecithin, magnesium stearate, perfuming agents, polyalcohols such as mannitol, injectable organic esters such as ethyl oleate, paraben, phenol sorbic acid, polyethylene glycol, polyvinylpyrrolidone, phosphate buffered saline (PBS), preserving agents, propylene glycol, sodium carboxymethylcellulose, sodium chloride, sorbitol, various sugars (including, but not limited to, sucrose, fructose, galactose, lactose and trehalose), starch, suppository wax, talc, vegetable oils, such as olive oil and corn oil, vitamins, wax, and/or wetting agents. For HSF1 RNAi agents, a preferred support comprises dextran and water, e.g. 5% dextrose in water (D5W).

[00311] The biologically inert portion of the pharmaceutical composition can optionally be erodible, allowing timed release of the RNAi agent.

[00312] The pharmaceutical composition can comprise additional components which aid in delivery, stability, efficacy, or reduction of immunogenicity.

[00313] Additional Components of a Pharmaceutical Composition Comprising a RNAi Agent to HSF1.

[00314] Additional components of a pharmaceutical composition comprising a RNAi Agent to HSF1 can be added to aid in delivery, stability, efficacy, or reduction of immunogenicity.

[00315] Liposomes have been used previously for drug delivery (e.g., delivery of a chemotherapeutic). Liposomes (e.g., cationic liposomes) are described in PCT publications WO02/100435A1, WO03/015757A1, and WO04029213A2; U.S. Pat. Nos. 5,962,016; 5,030,453; and 6,680,068; and U.S. Patent Application 2004/0208921. A process of making liposomes is also described in WO04/002453A1. Furthermore, neutral lipids have been incorporated into cationic liposomes (e.g., Farhood et al. 1995).

[00316] Cationic liposomes have been used to deliver RNAi agent to various cell types (Sioud and Sorensen 2003; U.S. Patent Application 2004/0204377; Duxbury et al., 2004; Donze and Picard, 2002).

[00317] Use of neutral liposomes disclosed in Miller et al. 1998, and U.S. Patent Application 2003/0012812.

[00318] As used herein, the term "SNALP" refers to a stable nucleic acid-lipid particle. A SNALP represents a vesicle of lipids coating a reduced aqueous interior comprising a nucleic acid such as an iRNA or a plasmid from which an iRNA is transcribed. SNALPs are described, e.g., in U.S. Patent Application Publication Nos. 20060240093, 20070135372, and in International Application No. WO 2009082817.

[00319] Chemical transfection using lipid-based, amine-based and polymer-based techniques, is disclosed in products from Ambion Inc., Austin, Tex.; and Novagen, EMD Biosciences, Inc, an Affiliate of Merck KGaA, Darmstadt, Germany); Ovcharenko D (2003) "Efficient delivery of siRNAs to human primary cells." Ambion TechNotes 10 (5): 15-16). Additionally, Song et al. (Nat Med. published online (Fete 10, 2003) doi: 10.1038/nm828) and others [Caplen et al. 2001 Proc. Natl. Acad. Sci. (USA), 98: 9742-9747; and McCaffrey et al. Nature 414: 34-39] disclose that liver cells can be efficiently transfected by injection of the siRNA into a mammal's circulatory system.

[00320] A variety of molecules have been used for cell-specific RNAi agent delivery. For example, the nucleic acid-condensing property of protamine has been combined with specific antibodies to deliver siRNAs. Song et al. 2005 Nat Biotech. 23: 709-717. The self-assembly PEGylated polycation polyethylenimine (PEI) has also been used to condense and protect siRNAs. Schiffelers et al. 2004 Nucl. Acids Res. 32: e149, 141-1 10.

[00321] The siRNA-containing nanoparticles were then successfully delivered to integrin-overexpressing tumor neovasculature. Hu-Lieskovan et al. 2005 Cancer Res. 65: 8984-8992.

[00322] The RNAi agents of the present disclosure can be delivered via, for example, Lipid nanoparticles (LNP); neutral liposomes (NL); polymer nanoparticles; double-stranded RNA binding motifs (dsRBMs); or via modification of the RNAi agent (e.g., covalent attachment to the dsRNA).

[00323] Lipid nanoparticles (LNP) are self-assembling cationic lipid based systems. These can comprise, for example, a neutral lipid (the liposome base); a cationic lipid (for siRNA loading); cholesterol (for stabilizing the liposomes); and PEG-lipid (for stabilizing the formulation, charge shielding and extended circulation in the bloodstream).

[00324] The cationic lipid can comprise, for example, a headgroup, a linker, a tail and a cholesterol tail. The LNP can have, for example, good tumor delivery, extended circulation in the blood, small particles (e.g., less than 100 nm), and stability in the tumor microenvironment (which has low pH and is hypoxic).

[00325] **Neutral liposomes (NL) are non-cationic lipid based particles.**

[00326] Polymer nanoparticles are self-assembling polymer-based particles.

[00327] Double-stranded RNA binding motifs (dsRBMs) are self-assembling RNA binding proteins, which will need modifications.

[00328] The RNAi agents of the present disclosure can be prepared in a pharmaceutical composition comprising various components appropriate for the particular method of administration of the RNAi agent.

[00329] Any of the pharmaceutically acceptable carriers or pharmaceutical compositions described herein can be used with an iRNA agent of any sequence described herein. These carriers and compositions can also be used with an iRNA agent having any modification, 3' end cap, 5' end cap, or other alteration described herein. For example, any liposome described herein can be used in combination with an iRNA agent of any sequence described herein.

[00330] **Administration of a RNAi agent.**

[00331] The pharmaceutical composition comprising a HSF1 can be administered by buccal, inhalation (including insufflation and deep inhalation), nasal, oral, parenteral, implant, injection or infusion via epidural, intra-arterial, intra-articular, intra-capsular, intra-cardiac, intra-cerebroventricular, intracranial, intradermal, intramuscular, intra-orbital, ocular, intraperitoneal, intra-spinal, intrasternal, intrathecal, intravenous, subarachnoid, sub-capsular, subcutaneous, subcuticular, transendothelial, transtracheal, transvascular, rectal, sublingual, topical, and/or vaginal routes. This may be by injection, infusion, dermal patch, or any other method known in the art. The formulation can be powdered, nebulized, aerosolized, granulized or otherwise appropriately

2016202437 18 Apr 2016

prepared for delivery. The administration, if liquid, may be slow or via bolus, though, under some circumstances known in the art, bolus injections may lead to loss of material through the kidneys.

[00332] The pharmaceutical compositions comprising a HSF1 RNAi agent can be administered with medical devices known in the art. For example, in a particular embodiment, a RNAi agent can be administered with a needle-less hypodermic injection device, such as the devices disclosed in U.S. Patent Nos. 5,399,163, 5,383,851, 5,312,335, 5,064,413, 4,941,880, 4,790,824, or 4,596,556. Examples of well-known implants and modules useful in the present disclosure include: U.S. Patent No. 4,487,603, which discloses an implantable micro-infusion pump for dispensing medication at a controlled rate; U.S. Patent No. 4,486,194, which discloses a therapeutic device for administering medications through the skin; U.S. Patent No. 4,447,233, which discloses a medication infusion pump for delivering medication at a precise infusion rate; U.S. Patent No. 4,447,224, which discloses a variable flow implantable infusion apparatus for continuous drug delivery; U.S. Patent No. 4,439,196, which discloses an osmotic drug delivery system having multi-chamber compartments; and U.S. Patent No. 4,475,196, which discloses an osmotic drug delivery system. Many other such implants, delivery systems, and modules are known to those skilled in the art.

[00333] In certain embodiments, the pharmaceutical compositions comprising a RNAi agent can be formulated to ensure proper distribution *in vivo*. Administration of a RNAi agent to HSF1 can be systemic (whole-body) or, particularly, targeted to tissues or organs that express (or over-express or demonstrate a hyper-activity of) HSF1. Methods for targeting these particular tissues or organs are described herein, and/or are known in the art. For example, they can be formulated in liposomes. For methods of manufacturing liposomes, see, e.g., U.S. Patents 4,522,811; 5,374,548; and 5,399,331. The liposomes may comprise one or more moieties which are selectively transported into specific cells or organs, thus enhance targeted drug delivery (see, e.g., V.V. Ranade (1989) J. Clin. Pharmacol. 29: 685).

[00334] Example targeting moieties include folate or biotin (see, e.g., U.S. Patent 5,416,016 to Low et al.); mannosides (Umezawa et al., (1988) Biochem. Biophys. Res. Commun. 153: 1038); antibodies (P.G. Bloeman et al. (1995) FEBS Lett. 357: 140; M. Owais et al. (1995) Antimicrob. Agents Chemother. 39: 180); surfactant protein A receptor (Briscoe et al. (1995) Am. J. Physiol. 1233: 134), different species of which may comprise the formulations of the present disclosures, as well as components of the invented molecules; p120 (Schreier et al. (1994) J. Biol. Chem. 269: 9090); see also K. Keinänen; M.L. Laukkanen (1994) FEBS Lett. 346: 123; J.J. Killion; I.J. Fidler (1994) Immunomethods 4: 273.

[00335] The present disclosure thus encompasses pharmaceutical compositions comprising one or more RNAi agents to HSF1, which can optionally comprise various modifications and/or additional components, for use in treatment of HSF1 -related diseases.

[00336] Measuring the effect of an RNAi agent on HSF1 Activity, Level and/or Expression

2016202437 18 Apr 2016

[00337] Any method known in the art can be use to measure changes in HSF1 activity, level and/or expression induced by a HSF1 siRNA. Measurements can be performed at multiple timepoints, prior to, during and after administration of the siRNA, to determine the effect of the siRNA.

[00338] The terms “silence,” “inhibit the expression of,” “down-regulate the expression of,” “suppress the expression of,” and the like, in so far as they refer to a HSF1 gene, herein refer to the at least partial suppression of the expression of a HSF1 gene, as manifested by a reduction of the amount of HSF1 mRNA which may be isolated from or detected in a first cell or group of cells in which a HSF1 gene is transcribed and which has or have been treated such that the expression of a HSF1 gene is inhibited, as compared to a second cell or group of cells substantially identical to the first cell or group of cells but which has or have not been so treated (control cells). The degree of inhibition is usually expressed in terms of

$$\frac{(\text{mRNA in control cells}) - (\text{mRNA in treated cells})}{(\text{mRNA in control cells})} \bullet 100\%$$

Equation 1

[00339] Alternatively, the degree of inhibition may be given in terms of a reduction of a parameter that is functionally linked to HSF1 gene expression, e.g., the amount of protein encoded by a HSF1 gene, etc. In principle, HSF1 gene silencing may be determined in any cell expressing HSF1, either constitutively or by genomic engineering, and by any appropriate assay. However, when a reference or control is needed in order to determine whether a given RNAi agent inhibits the expression of the HSF1 gene by a certain degree and therefore is encompassed by the instant disclosure, the assays provided in the Examples below shall serve as such reference.

[00340] For example, in certain instances, expression of a HSF1 gene is suppressed by at least about 10%, 15%, 20%, 25%, 30%, 35%, 40%, 45%, or 50% by administration of a RNAi agent featured in the present disclosure. In some embodiments, a HSF1 gene is suppressed by at least about 60%, 70%, or 80% by administration of a RNAi agent featured in the present disclosure. In some embodiments, a HSF1 gene is suppressed by at least about 85%, 90%, or 95% or more by administration of a RNAi agent, as described herein.

[00341] The ability of a RNAi agent to suppress HSF1 can be first tested *in vitro* (e.g., using test cells such as H441).

[00342] RNAi agents which can suppress HSF1 *in vitro* can then be tested for immunostimulation using, for example, a PBMC (peripheral blood mononuclear cell) assay. RNAi agents can also be tested in animal tests. Test and control animals include those which over-express or under-express HSF1. RNAi agents which suppress or alter the level, activity and/or expression of HSF1 can be used in medicaments to treat various HSF1-related diseases.

[00343] By “lower” in the context of HSF1 or a symptom of a HSF1-related disease is meant a statistically significant decrease in such level. The decrease can be, for example, at least 10%, at

least 20%, at least 30%, at least 40% or more. If, for a particular disease, or for an individual suffering from a particular disease, the levels or expression of HSF1 are elevated, treatment with a HSF1 RNAi agent of the present disclosure can particularly reduce the level or expression of HSF1 to a level considered in the literature as within the range of normal for an individual without such disorder. The level or expression of HSF1 can be measured by evaluation of mRNA (e.g., via Northern blots or PCR), or protein (e.g., Western blots). The effect of a RNAi agent on HSF1 expression can be determined by measuring HSF1 gene transcription rates (e.g., via Northern blots; or reverse transcriptase polymerase chain reaction or real-time polymerase chain reaction). Direct measurements can be made of levels of HSF1, e.g. by Western blots of tissues in which HSF1 is expressed.

[00344] As used herein, “down-regulates” refers to any statistically significant decrease in a biological activity and/or expression of HSF1, including full blocking of the activity (i.e., complete inhibition) and/or expression. For example, “down-regulation” can refer to a decrease of at least about 10, 20, 30, 40, 50, 60, 70, 80, 90 or 100 % in HSF1 level, activity and/or expression.

[00345] As used herein, the term “inhibit” or “inhibiting” HSF1 refers to any statistically significant decrease in biological level, activity and/or expression of HSF1, including full blocking of the activity and/or expression. For example, “inhibition” can refer to a decrease of at least about 10, 20, 30, 40, 50, 60, 70, 80, 90 or 100 % in HSF1 level, activity and/or expression. As used herein, the term “inhibit” similarly refers to a significant decrease in level, activity and/or expression, while referring to any other biological agent or composition.

[00346] By “level”, it is meant that the HSF1 RNAi agent can alter the level of HSF1, e.g., the level of HSF1 mRNA or the level of HSF1 protein, or the level of activity of HSF1.

[00347] Some diseases, such as some viral diseases and cancers, are characterized by excessive HSF1 activity or levels. Particularly in one embodiment, in the case of a disease characterized by over-expression and/or hyper-activity of HSF1, administration of a RNAi agent to HSF1 reduces the level, expression and/or activity of HSF1. Thus, in various embodiments, administration of a RNAi agent to HSF1 particularly establishes or re-establishes a normal or approximately normal level of HSF1 activity, expression and/or level.

[00348] By “normal” or “approximately normal” in terms of level, expression and/or activity, is meant at least: about 50%, about 60%, about 70%, about 80%, about 90%, and/or about 100%; and/or no more than: about 100%, about 120%, about 130%, about 140%, or about 150% of the level, expression or activity of HSF1 in a healthy cell, tissue, or organ. Particularly in one embodiment, administration of the appropriate amount of the appropriate HSF1 RNAi agent restores HSF1 level, activity and/or expression to about 50% to about 150%, more particularly about 60% to about 140%, more particularly to about 70% to about 130%, more particularly to about 80% to about 120%, more particularly to about 90% to about 110%, and most particularly to about 100% of that of a healthy cell, tissue or organ.

[00349] In addition, in various embodiments, depending on the disease condition and biological context, it is acceptable to use the RNAi agents of the present disclosure to establish a level of HSF1 expression, activity and/or level which is below the normal level, or above the normal level.

[00350] Treatments involving HSF1 RNAi Agents.

[00351] As used herein in the context of HSF1 expression, the terms “treat,” “treatment,” and the like, refer to relief from or alleviation of pathological processes mediated by HSF1 expression. In the context of the present disclosure insofar as it relates to any of the other conditions recited herein below (other than pathological processes mediated by HSF1 expression), the terms “treat,” “treatment,” and the like mean to relieve or alleviate at least one symptom associated with such condition, or to slow or reverse the progression or anticipated progression of such condition, such as slowing the progression of a lipid disorder, such as atherosclerosis.

[00352] By “lower” in the context of a disease marker or symptom is meant a statistically significant decrease in such level. The decrease can be, for example, at least 10%, at least 20%, at least 30%, at least 40% or more. If, for a particular disease, or for an individual suffering from a particular disease, the levels or expression of HSF1 are elevated, treatment with an HSF1 RNAi agent of the present disclosure can preferably reduce the level or expression of HSF1 to a level considered in the literature as within the range of normal for an individual without such disorder.

[00353] The level or expression of HSF1 can be measured by evaluation of mRNA (e.g., via Northern blots or PCR), or protein (e.g., Western blots). The effect of an RNAi agent on HSF1 expression can be determined by measuring HSF1 gene transcription rates (e.g., via Northern blots; or reverse transcriptase polymerase chain reaction or real-time polymerase chain reaction). RT-PCR has been used to show that mRNA levels of HSF1 are high in kidney, pancreas and prostate, and medium in liver and spleen. Brauner-Osborne et al. 2001. *Biochim. Biophys. Acta* 1518: 237-248. Direct measurements can be made of levels of HSF1 (which is expressed by the cell surface), e.g. by Western blots of tissues in which HSF1 is expressed.

[00354] RNAi agents to HSF1 can thus be used to treat HSF1-related diseases, particularly those diseases associated with altered (particularly, raised) expression, activity and/or levels of HSF1.

[00355] Use of RNAi Agents for Treatment of HSF1-Related Diseases.

[00356] The RNAi agents to HSF1 described herein can be formulated into pharmaceutical compositions which can be administered to humans or non-human animals. These compositions can comprise one or more RNAi agents, and, optionally, additional treatments useful for treating HSF1-related diseases. They can be administered as part of an early/preventative treatment, and can be administered in a therapeutically-effective dosage. The pharmaceutical composition can comprise a

pharmaceutical carrier and can be administered by any method known in the art. These various aspects of the present disclosure are described in additional detail below.

[00357] RNAi agents to HSF1 can be administered to humans and non-human animals for treatment of HSF1-related diseases.

[00358] In one embodiment of the disclosure, the compositions comprising a HSF1 RNAi agent can be administered to non-human animals. For example, the compositions can be given to chickens, turkeys, livestock animals (such as sheep, pigs, horses, cattle, etc.), companion animals (e.g., cats and dogs) and can have efficacy in treatment of cancer and viral diseases. In each case, the RNAi agent to HSF1 would be selected to match the sequence of the HSF1 of the genome of the animal, and to, preferably, contain at least 1 nt mismatch from all other genes in that animal's genome. The RNAi agents of the present disclosure can thus be used in treatment of HSF1-related diseases in humans and non-human animals.

[00359] As used herein in the context of HSF1 expression, the terms "treat," "treatment," and the like, refer to relief from or alleviation of pathological processes mediated by HSF1 expression. In the context of the present disclosure insofar as it relates to any of the other conditions recited herein below (other than pathological processes mediated by HSF1 expression), the terms "treat," "treatment," and the like mean to relieve or alleviate at least one symptom associated with such condition, or to slow or reverse the progression or anticipated progression of such condition, such as slowing the progression of a lipid disorder, such as atherosclerosis.

[00360] By "treatment" is meant prophylaxis, therapy, cure, or any other change in a patient's condition indicating improvement or absence of degradation of physical condition. By "treatment" is meant treatment of HSF1-related disease (e.g., cancer or viral disease), or any appropriate treatment of any other ailment the patient has. As used herein, the terms "treatment" and "treat" refer to both prophylactic or preventative treatment and curative or disease-modifying treatment, including treatment of patients at risk of contracting a disease or suspected of having a disease, as well as patients already ill or diagnosed as suffering from a condition. The terms "treatment" and "treat" also refer to the maintenance and/or promotion of health in an individual not suffering from a disease but who may be susceptible to developing an unhealthy condition, such as nitrogen imbalance or muscle loss. In one embodiment, "treatment" does not encompass prevention of a disease state. Thus, the present disclosure is useful for suppressing expression of HSF1 and/or treating an HSF1-related disease in an individual afflicted by an HSF1-related disease, or an individual susceptible to an HSF1-related disease. An individual "afflicted" by an HSF1-related disease has demonstrated detectable symptoms characteristics of the disease, or had otherwise been shown clinically to have been exposed to or to carry HSF1-related disease pathogens or markers. As non-limiting examples, an individual afflicted by an HSF1-related disease can show outward symptoms; or can show no outward symptoms but can be shown with a clinical test to carry protein

markers associated with an HSF1-related disease, or proteins or genetic material associated with a pathogen in the blood.

[00361] Treatment of some HSF1-related diseases may be more efficacious if administered early rather than later. Thus, in one particular embodiment, the RNAi agent to HSF1 is administered early, prior to disease manifestation, and/or as a preventative agent, rather than administered after disease establishment.

[00362] Treatments of HSF1-related diseases can comprise various treatments, comprising a HSF1 RNAi agent, and optionally further comprising an additional treatment, which can be a method (or procedure), or an additional composition (e.g., an agent or additional RNAi agent).

[00363] Dosages and Effective Amounts of RNAi Agents.

[00364] The RNAi agents of the present disclosure are administered in a dosage of a therapeutically effective amount to a patient in need thereof.

[00365] An “effective amount” or a “therapeutically effective amount” is an amount that treats a disease or medical condition of an individual, or, more generally, provides a nutritional, physiological or medical benefit to an individual. As used herein, the phrases “therapeutically effective amount” and “prophylactically effective amount” refer to an amount that provides a therapeutic benefit in the treatment, prevention, or management of pathological processes mediated by HSF1 expression or an overt symptom of pathological processes mediated by HSF1 expression. The specific amount that is therapeutically effective can be readily determined by an ordinary medical practitioner, and may vary depending on factors known in the art, such as, e.g., the type of pathological processes mediated by HSF1 expression, the patient’s history and age, the stage of pathological processes mediated by HSF1 expression, and administration of other agents that inhibit pathological processes mediated by HSF1.

[00366] In various embodiments of the disclosure, the patient is at least about 1, 5, 10, 20, 30, 40, 50, 55, 60, 65, 70, or 75 years of age. In various embodiments, the patient has not yet been born, but receives treatment(s) prior to birth. In various embodiments, the patient is no more than about 1, 5, 10, 20, 30, 40, 50, 55, 60, 65, 70, 75, 80, 90, or 100 years of age. In various embodiments the patient has a body weight of at least about 20, 30, 40, 50, 60, 70, 80, 90, 100, 120, 140, 160, 180, 200, 220, 240, 260, 280, 300, 320, 340, 360, 380 or 400 lbs. In various embodiments, the patient has a body weight of no more than about 20, 30, 40, 50, 60, 70, 80, 90, 100, 120, 140, 160, 180, 200, 220, 240, 260, 280, 300, 320, 340, 360, 380 or 400 lbs.

[00367] In various embodiments of the disclosure, the dosage [measuring only the active ingredient(s)] can be at least about 1, 5, 10, 25, 50, 100, 200, 250, 300, 250, 400, 450, 500, 550, 600, 650, 700, 750, 800, 850, 900, 950 or 1000 ng, 1, 5, 10, 25, 50, 100, 200, 250, 300, 250, 400, 450, 500, 550, 600, 650, 700, 750, 800, 850, 900, 950 or 1000 micrograms, 1, 5, 10, 25, 50, 100, 200, 250, 300, 250, 400, 450, 500, 550, 600, 650, 700, 750, 800, 850, 900, 950 or 1000 mg. In various

embodiments, the dosage can be no more than about 10, 25, 50, 100, 200, 250, 300, 350, 400, 450, 500, 550, 600, 650, 700, 750, 800, 850, 900, 950 or 1000 mg. In various embodiments, the dosage can be administered at least more than once a day, daily, more than once a weekly, weekly, bi-weekly, monthly, and/or every 2, 3, 4, 5, 6, 7, 8, 9, 10, 11 or 12 months, or a combination thereof.

[00368] In various embodiments, the dosage is correlated to the body weight or body surface area of the individual. The actual dosage level can be varied to obtain an amount of active agent which is effective for a particular patient, composition and mode of administration, without being toxic to the patient. The selected dose will depend on a variety of pharmacokinetic factors, including the activity of the particular RNAi agent employed, the route of administration, the rate of excretion of the RNAi agent, the duration of the treatment, other drugs, compounds and/or materials used in combination with the RNAi agent, the age, sex, weight, condition, general health and prior medical history of the patient, and like factors well known in the medical arts. A physician or veterinarian having ordinary skill in the art can readily determine the effective amount of the RNAi agent required. A suitable dose will be that amount which is the lowest dose effective to produce a therapeutic effect, or a dose low enough to produce a therapeutic effect without causing side effects.

[00369] In addition to a therapeutically-effective dosage of one or more RNAi agents to HSF1, the pharmaceutical compositions of the present disclosure can comprise or be used in conjunction with an additional disease treatment which works synergistically with the RNAi agent. For example, the pharmaceutical composition can comprise an additional antagonist to HSF1.

[00370] Additional Embodiments of RNAi Agents to HSF1.

[00371] In a particular embodiment, the present disclosure encompasses a composition comprising one or more HSF1 RNAi agents. In one embodiment, the present disclosure comprises a RNAi agent comprising a sense strand and an antisense strand. In one embodiment, the antisense strand consists of, consists essentially of, or comprises the sequence of the antisense strand of a RNAi agent listed, e.g., in Tables A1, 1, 2, 3, 4, 5, 6, or 7. In one embodiment, the antisense strand consists of, consists essentially of, or comprises a sequence with 0, 1, 2, or 3 mismatches from that of the antisense strand of any RNAi agent listed, e.g., in Tables A1, 1, 2, 3, 4, 5, 6, or 7. In one embodiment, the antisense strand consists of the sequence of the antisense strand of a RNAi agent listed, e.g., in Tables A1, 1, 2, 3, 4, 5, 6, or 7, and further comprises 0, 1, 2, 3, 4, 5, 6, 7, 8, 9, or 10 nucleotides. In one embodiment, the antisense strand consists of a sequence with 0, 1, 2, or 3 mismatches from that of the antisense strand of a RNAi agent listed, e.g., in Tables A1, 1, 2, 3, 4, 5, 6, or 7, and further comprises 0, 1, 2, 3, 4, 5, 6, 7, 8, 9, or 10 nucleotides.

[00372] In another embodiment, the composition of the claimed disclosure does not comprise any particular individual RNAi agent listed, e.g., in Tables A1, 1, 2, 3, 4, 5, 6, or 7. In another embodiment of the present disclosure, the RNAi agent to HSF1 does not comprise any specific sequence of any HSF1 RNAi agent disclosed in the patent or scientific literature, e.g., Published

U.S. Patent App. No. US-2011-0166058-A1. In one embodiment, the disclosure encompasses a RNAi agent to HSF1 which comprises a sequence of a HSF1 RNAi agent previously disclosed in the patent or scientific literature (e.g., Published U.S. Patent App. No. US-2011-0166058-A1), however with a different set of modifications than that disclosed in the patent or scientific literature.

[00373] Specific Embodiments of RNAi agents to HSF1.

[00374] In a particular specific embodiment, the present disclosure is a composition comprising one or more HSF1 RNAi agents disclosed or provided herein, e.g., in Tables A1, 1, 2, 3, 4, 5, 6, or 7, wherein the sequence of the first strand and the second strand of the RNAi agent consists or comprises the sequence of the first and second strand of any HSF1 RNAi agent disclosed herein, or modified or unmodified variants thereof.

[00375] In various embodiments, the disclosure pertains to:

[00376] An RNAi agent comprising a first and a second strand, wherein the sequence of the first strand of the RNAi agent is the sequence of the first strand of, and the sequence of the second strand of the RNAi agent is the sequence of the second strand of: hs_HSF1_175_A22_S26 (SEQ ID NOs: 180 and 264; or SEQ ID NOs: 348 and 432), or modified or unmodified variants thereof.

[00377] An RNAi agent comprising a first and a second strand, wherein the sequence of the first strand of the RNAi agent is the sequence of the first strand of, and the sequence of the second strand of the RNAi agent is the sequence of the second strand of: hs_HSF1_175_A25_S27 (SEQ ID NOs: 192 and 276; or SEQ ID NOs: 360 and 444), or modified or unmodified variants thereof.

[00378] An RNAi agent comprising a first and a second strand, wherein the sequence of the first strand of the RNAi agent is the sequence of the first strand of, and the sequence of the second strand of the RNAi agent is the sequence of the second strand of: hs_HSF1_175_A81_S26 (SEQ ID NOs: 204 and 288; or SEQ ID NOs: 372 and 456), or modified or unmodified variants thereof.

[00379] An RNAi agent comprising a first and a second strand, wherein the sequence of the first strand of the RNAi agent is the sequence of the first strand of, and the sequence of the second strand of the RNAi agent is the sequence of the second strand of: hs_HSF1_175_A48_S26 (SEQ ID NOs: 216 and 300; or SEQ ID NOs: 384 and 468), or modified or unmodified variants thereof.

[00380] An RNAi agent comprising a first and a second strand, wherein the sequence of the first strand of the RNAi agent is the sequence of the first strand of, and the sequence of the second strand of the RNAi agent is the sequence of the second strand of: hs_HSF1_175_A82_S36 (SEQ ID NOs: 228 and 312; or SEQ ID NOs: 396 and 480), or modified or unmodified variants thereof.

[00381] An RNAi agent comprising a first and a second strand, wherein the sequence of the first strand of the RNAi agent is the sequence of the first strand of, and the sequence of the second strand of the RNAi agent is the sequence of the second strand of: hs_HSF1_175_A83_S36 (SEQ ID NOs: 240 and 324; or SEQ ID NOs: 408 and 492), or modified or unmodified variants thereof.

[00382] An RNAi agent comprising a first and a second strand, wherein the sequence of the first strand of the RNAi agent is the sequence of the first strand of, and the sequence of the second strand of the RNAi agent is the sequence of the second strand of: hs_HSF1_175_A84_S36 (SEQ ID NOs: 252 and 336; or SEQ ID NOs: 420 and 504), or modified or unmodified variants thereof.

[00383] An RNAi agent comprising a first and a second strand, wherein the sequence of the first strand of the RNAi agent is the sequence of the first strand of, and the sequence of the second strand of the RNAi agent is the sequence of the second strand of: hs_HSF1_517_A22_S26 (SEQ ID NOs: 172 and 256; or SEQ ID NOs: 340 and 424), or modified or unmodified variants thereof.

[00384] An RNAi agent comprising a first and a second strand, wherein the sequence of the first strand of the RNAi agent is the sequence of the first strand of, and the sequence of the second strand of the RNAi agent is the sequence of the second strand of: hs_HSF1_517_A25_S27 (SEQ ID NOs: 184 and 268; or SEQ ID NOs: 352 and 436), or modified or unmodified variants thereof.

[00385] An RNAi agent comprising a first and a second strand, wherein the sequence of the first strand of the RNAi agent is the sequence of the first strand of, and the sequence of the second strand of the RNAi agent is the sequence of the second strand of: hs_HSF1_517_A81_S26 (SEQ ID NOs: 196 and 280; or SEQ ID NOs: 364 and 448), or modified or unmodified variants thereof.

[00386] An RNAi agent comprising a first and a second strand, wherein the sequence of the first strand of the RNAi agent is the sequence of the first strand of, and the sequence of the second strand of the RNAi agent is the sequence of the second strand of: hs_HSF1_517_A48_S26 (SEQ ID NOs: 208 and 292; or SEQ ID NOs: 376 and 460), or modified or unmodified variants thereof.

[00387] An RNAi agent comprising a first and a second strand, wherein the sequence of the first strand of the RNAi agent is the sequence of the first strand of, and the sequence of the second strand of the RNAi agent is the sequence of the second strand of: hs_HSF1_517_A82_S36 (SEQ ID NOs: 220 and 304; or SEQ ID NOs: 388 and 472), or modified or unmodified variants thereof.

[00388] An RNAi agent comprising a first and a second strand, wherein the sequence of the first strand of the RNAi agent is the sequence of the first strand of, and the sequence of the second strand of the RNAi agent is the sequence of the second strand of: hs_HSF1_517_A83_S36 (SEQ ID NOs: 232 and 316; or SEQ ID NOs: 400 and 484), or modified or unmodified variants thereof.

[00389] An RNAi agent comprising a first and a second strand, wherein the sequence of the first strand of the RNAi agent is the sequence of the first strand of, and the sequence of the second strand of the RNAi agent is the sequence of the second strand of: hs_HSF1_517_A84_S36 (SEQ ID NOs: 244 and 328; or SEQ ID NOs: 412 and 496), or modified or unmodified variants thereof.

[00390] An RNAi agent comprising a first and a second strand, wherein the sequence of the first strand of the RNAi agent is the sequence of the first strand of, and the sequence of the second strand of the RNAi agent is the sequence of the second strand of: hs_HSF1_562_A22_S26 (SEQ ID NOs: 169 and 253; or SEQ ID NOs: 337 and 421), or modified or unmodified variants thereof.

[00391] An RNAi agent comprising a first and a second strand, wherein the sequence of the first strand of the RNAi agent is the sequence of the first strand of, and the sequence of the second strand of the RNAi agent is the sequence of the second strand of: hs_HSF1_562_A25_S27 (SEQ ID NOs: 181 and 265; or SEQ ID NOs: 349 and 433), or modified or unmodified variants thereof.

[00392] An RNAi agent comprising a first and a second strand, wherein the sequence of the first strand of the RNAi agent is the sequence of the first strand of, and the sequence of the second strand of the RNAi agent is the sequence of the second strand of: hs_HSF1_562_A81_S26 (SEQ ID NOs: 193 and 277; or SEQ ID NOs: 361 and 445), or modified or unmodified variants thereof.

[00393] An RNAi agent comprising a first and a second strand, wherein the sequence of the first strand of the RNAi agent is the sequence of the first strand of, and the sequence of the second strand of the RNAi agent is the sequence of the second strand of: hs_HSF1_562_A48_S26 (SEQ ID NOs: 205 and 289; or SEQ ID NOs: 373 and 457), or modified or unmodified variants thereof.

[00394] An RNAi agent comprising a first and a second strand, wherein the sequence of the first strand of the RNAi agent is the sequence of the first strand of, and the sequence of the second strand of the RNAi agent is the sequence of the second strand of: hs_HSF1_562_A82_S36 (SEQ ID NOs: 217 and 301; or SEQ ID NOs: 385 and 469), or modified or unmodified variants thereof.

[00395] An RNAi agent comprising a first and a second strand, wherein the sequence of the first strand of the RNAi agent is the sequence of the first strand of, and the sequence of the second strand of the RNAi agent is the sequence of the second strand of: hs_HSF1_562_A83_S36 (SEQ ID NOs: 229 and 313; or SEQ ID NOs: 397 and 481), or modified or unmodified variants thereof.

[00396] An RNAi agent comprising a first and a second strand, wherein the sequence of the first strand of the RNAi agent is the sequence of the first strand of, and the sequence of the second strand of the RNAi agent is the sequence of the second strand of: hs_HSF1_562_A84_S36 (SEQ ID NOs: 241 and 325; or SEQ ID NOs: 409 and 493), or modified or unmodified variants thereof.

[00397] An RNAi agent comprising a first and a second strand, wherein the sequence of the first strand of the RNAi agent is the sequence of the first strand of, and the sequence of the second strand of the RNAi agent is the sequence of the second strand of: hs_HSF1_751_A22_S26 (SEQ ID NOs: 170 and 254; or SEQ ID NOs: 338 and 422), or modified or unmodified variants thereof.

[00398] An RNAi agent comprising a first and a second strand, wherein the sequence of the first strand of the RNAi agent is the sequence of the first strand of, and the sequence of the second strand of the RNAi agent is the sequence of the second strand of: hs_HSF1_751_A25_S27 (SEQ ID NOs: 182 and 266; or SEQ ID NOs: 350 and 434), or modified or unmodified variants thereof.

[00399] An RNAi agent comprising a first and a second strand, wherein the sequence of the first strand of the RNAi agent is the sequence of the first strand of, and the sequence of the second strand of the RNAi agent is the sequence of the second strand of: hs_HSF1_751_A81_S26 (SEQ ID NOs: 194 and 278; or SEQ ID NOs: 362 and 446), or modified or unmodified variants thereof.

[00400] An RNAi agent comprising a first and a second strand, wherein the sequence of the first strand of the RNAi agent is the sequence of the first strand of, and the sequence of the second strand of the RNAi agent is the sequence of the second strand of: hs_HSF1_751_A48_S26 (SEQ ID NOs: 206 and 290; or SEQ ID NOs: 374 and 458), or modified or unmodified variants thereof.

[00401] An RNAi agent comprising a first and a second strand, wherein the sequence of the first strand of the RNAi agent is the sequence of the first strand of, and the sequence of the second strand of the RNAi agent is the sequence of the second strand of: hs_HSF1_751_A82_S36 (SEQ ID NOs: 218 and 302; or SEQ ID NOs: 386 and 470), or modified or unmodified variants thereof.

[00402] An RNAi agent comprising a first and a second strand, wherein the sequence of the first strand of the RNAi agent is the sequence of the first strand of, and the sequence of the second strand of the RNAi agent is the sequence of the second strand of: hs_HSF1_751_A83_S36 (SEQ ID NOs: 230 and 314; or SEQ ID NOs: 398 and 482), or modified or unmodified variants thereof.

[00403] An RNAi agent comprising a first and a second strand, wherein the sequence of the first strand of the RNAi agent is the sequence of the first strand of, and the sequence of the second strand of the RNAi agent is the sequence of the second strand of: hs_HSF1_751_A84_S36 (SEQ ID NOs: 242 and 326; or SEQ ID NOs: 410 and 494), or modified or unmodified variants thereof.

[00404] An RNAi agent comprising a first and a second strand, wherein the sequence of the first strand of the RNAi agent is the sequence of the first strand of, and the sequence of the second strand of the RNAi agent is the sequence of the second strand of: hs_HSF1_755_A22_S26 (SEQ ID NOs: 171 and 255; or SEQ ID NOs: 339 and 423), or modified or unmodified variants thereof.

[00405] An RNAi agent comprising a first and a second strand, wherein the sequence of the first strand of the RNAi agent is the sequence of the first strand of, and the sequence of the second strand of the RNAi agent is the sequence of the second strand of: hs_HSF1_755_A25_S27 (SEQ ID NOs: 183 and 267; or SEQ ID NOs: 351 and 435), or modified or unmodified variants thereof.

[00406] An RNAi agent comprising a first and a second strand, wherein the sequence of the first strand of the RNAi agent is the sequence of the first strand of, and the sequence of the second strand of the RNAi agent is the sequence of the second strand of: hs_HSF1_755_A81_S26 (SEQ ID NOs: 195 and 279; or SEQ ID NOs: 363 and 447), or modified or unmodified variants thereof.

[00407] An RNAi agent comprising a first and a second strand, wherein the sequence of the first strand of the RNAi agent is the sequence of the first strand of, and the sequence of the second strand of the RNAi agent is the sequence of the second strand of: hs_HSF1_755_A48_S26 (SEQ ID NOs: 207 and 291; or SEQ ID NOs: 375 and 459), or modified or unmodified variants thereof.

[00408] An RNAi agent comprising a first and a second strand, wherein the sequence of the first strand of the RNAi agent is the sequence of the first strand of, and the sequence of the second strand of the RNAi agent is the sequence of the second strand of: hs_HSF1_755_A82_S36 (SEQ ID NOs: 219 and 303; or SEQ ID NOs: 387 and 471), or modified or unmodified variants thereof.

[00409] An RNAi agent comprising a first and a second strand, wherein the sequence of the first strand of the RNAi agent is the sequence of the first strand of, and the sequence of the second strand of the RNAi agent is the sequence of the second strand of: hs_HSF1_755_A83_S36 (SEQ ID NOs: 231 and 315; or SEQ ID NOs: 399 and 483), or modified or unmodified variants thereof.

[00410] An RNAi agent comprising a first and a second strand, wherein the sequence of the first strand of the RNAi agent is the sequence of the first strand of, and the sequence of the second strand of the RNAi agent is the sequence of the second strand of: hs_HSF1_755_A84_S36 (SEQ ID NOs: 243 and 327; or SEQ ID NOs: 411 and 495), or modified or unmodified variants thereof.

[00411] An RNAi agent comprising a first and a second strand, wherein the sequence of the first strand of the RNAi agent is the sequence of the first strand of, and the sequence of the second strand of the RNAi agent is the sequence of the second strand of: hs_HSF1_846_A22_S26 (SEQ ID NOs: 173 and 257; or SEQ ID NOs: 341 and 425), or modified or unmodified variants thereof.

[00412] An RNAi agent comprising a first and a second strand, wherein the sequence of the first strand of the RNAi agent is the sequence of the first strand of, and the sequence of the second strand of the RNAi agent is the sequence of the second strand of: hs_HSF1_846_A25_S27 (SEQ ID NOs: 185 and 269; or SEQ ID NOs: 353 and 437), or modified or unmodified variants thereof.

[00413] An RNAi agent comprising a first and a second strand, wherein the sequence of the first strand of the RNAi agent is the sequence of the first strand of, and the sequence of the second strand of the RNAi agent is the sequence of the second strand of: hs_HSF1_846_A81_S26 (SEQ ID NOs: 197 and 281; or SEQ ID NOs: 365 and 449), or modified or unmodified variants thereof.

[00414] An RNAi agent comprising a first and a second strand, wherein the sequence of the first strand of the RNAi agent is the sequence of the first strand of, and the sequence of the second strand of the RNAi agent is the sequence of the second strand of: hs_HSF1_846_A48_S26 (SEQ ID NOs: 209 and 293; or SEQ ID NOs: 377 and 461), or modified or unmodified variants thereof.

[00415] An RNAi agent comprising a first and a second strand, wherein the sequence of the first strand of the RNAi agent is the sequence of the first strand of, and the sequence of the second strand of the RNAi agent is the sequence of the second strand of: hs_HSF1_846_A82_S36 (SEQ ID NOs: 221 and 305; or SEQ ID NOs: 389 and 473), or modified or unmodified variants thereof.

[00416] An RNAi agent comprising a first and a second strand, wherein the sequence of the first strand of the RNAi agent is the sequence of the first strand of, and the sequence of the second strand of the RNAi agent is the sequence of the second strand of: hs_HSF1_846_A83_S36 (SEQ ID NOs: 233 and 317; or SEQ ID NOs: 401 and 485), or modified or unmodified variants thereof.

[00417] An RNAi agent comprising a first and a second strand, wherein the sequence of the first strand of the RNAi agent is the sequence of the first strand of, and the sequence of the second strand of the RNAi agent is the sequence of the second strand of: hs_HSF1_846_A84_S36 (SEQ ID NOs: 245 and 329; or SEQ ID NOs: 413 and 497), or modified or unmodified variants thereof.

[00418] An RNAi agent comprising a first and a second strand, wherein the sequence of the first strand of the RNAi agent is the sequence of the first strand of, and the sequence of the second strand of the RNAi agent is the sequence of the second strand of: hs_HSF1_1360_A22_S26 (SEQ ID NOs: 174 and 258; or SEQ ID NOs: 342 and 426), or modified or unmodified variants thereof.

[00419] An RNAi agent comprising a first and a second strand, wherein the sequence of the first strand of the RNAi agent is the sequence of the first strand of, and the sequence of the second strand of the RNAi agent is the sequence of the second strand of: hs_HSF1_1360_A25_S27 (SEQ ID NOs: 186 and 270; or SEQ ID NOs: 354 and 438), or modified or unmodified variants thereof.

[00420] An RNAi agent comprising a first and a second strand, wherein the sequence of the first strand of the RNAi agent is the sequence of the first strand of, and the sequence of the second strand of the RNAi agent is the sequence of the second strand of: hs_HSF1_1360_A81_S26 (SEQ ID NOs: 198 and 282; or SEQ ID NOs: 366 and 450), or modified or unmodified variants thereof.

[00421] An RNAi agent comprising a first and a second strand, wherein the sequence of the first strand of the RNAi agent is the sequence of the first strand of, and the sequence of the second strand of the RNAi agent is the sequence of the second strand of: hs_HSF1_1360_A48_S26 (SEQ ID NOs: 210 and 294; or SEQ ID NOs: 378 and 462), or modified or unmodified variants thereof.

[00422] An RNAi agent comprising a first and a second strand, wherein the sequence of the first strand of the RNAi agent is the sequence of the first strand of, and the sequence of the second strand of the RNAi agent is the sequence of the second strand of: hs_HSF1_1360_A82_S36 (SEQ ID NOs: 222 and 306; or SEQ ID NOs: 390 and 474), or modified or unmodified variants thereof.

[00423] An RNAi agent comprising a first and a second strand, wherein the sequence of the first strand of the RNAi agent is the sequence of the first strand of, and the sequence of the second strand of the RNAi agent is the sequence of the second strand of: hs_HSF1_1360_A83_S36 (SEQ ID NOs: 234 and 318; or SEQ ID NOs: 402 and 486), or modified or unmodified variants thereof.

[00424] An RNAi agent comprising a first and a second strand, wherein the sequence of the first strand of the RNAi agent is the sequence of the first strand of, and the sequence of the second strand of the RNAi agent is the sequence of the second strand of: hs_HSF1_1360_A84_S36 (SEQ ID NOs: 246 and 330; or SEQ ID NOs: 414 and 498), or modified or unmodified variants thereof.

[00425] An RNAi agent comprising a first and a second strand, wherein the sequence of the first strand of the RNAi agent is the sequence of the first strand of, and the sequence of the second strand of the RNAi agent is the sequence of the second strand of: hs_HSF1_2030_A22_S26 (SEQ ID NOs: 175 and 259; or SEQ ID NOs: 343 and 427), or modified or unmodified variants thereof.

[00426] An RNAi agent comprising a first and a second strand, wherein the sequence of the first strand of the RNAi agent is the sequence of the first strand of, and the sequence of the second strand of the RNAi agent is the sequence of the second strand of: hs_HSF1_2030_A25_S27 (SEQ ID NOs: 187 and 271; or SEQ ID NOs: 355 and 439), or modified or unmodified variants thereof.

[00427] An RNAi agent comprising a first and a second strand, wherein the sequence of the first strand of the RNAi agent is the sequence of the first strand of, and the sequence of the second strand of the RNAi agent is the sequence of the second strand of: hs_HSF1_2030_A81_S26 (SEQ ID NOs: 199 and 283; or SEQ ID NOs: 367 and 451), or modified or unmodified variants thereof.

[00428] An RNAi agent comprising a first and a second strand, wherein the sequence of the first strand of the RNAi agent is the sequence of the first strand of, and the sequence of the second strand of the RNAi agent is the sequence of the second strand of: hs_HSF1_2030_A48_S26 (SEQ ID NOs: 211 and 295; or SEQ ID NOs: 379 and 463), or modified or unmodified variants thereof.

[00429] An RNAi agent comprising a first and a second strand, wherein the sequence of the first strand of the RNAi agent is the sequence of the first strand of, and the sequence of the second strand of the RNAi agent is the sequence of the second strand of: hs_HSF1_2030_A82_S36 (SEQ ID NOs: 223 and 307; or SEQ ID NOs: 391 and 475), or modified or unmodified variants thereof.

[00430] An RNAi agent comprising a first and a second strand, wherein the sequence of the first strand of the RNAi agent is the sequence of the first strand of, and the sequence of the second strand of the RNAi agent is the sequence of the second strand of: hs_HSF1_2030_A83_S36 (SEQ ID NOs: 235 and 319; or SEQ ID NOs: 403 and 487), or modified or unmodified variants thereof.

[00431] An RNAi agent comprising a first and a second strand, wherein the sequence of the first strand of the RNAi agent is the sequence of the first strand of, and the sequence of the second strand of the RNAi agent is the sequence of the second strand of: hs_HSF1_2030_A84_S36 (SEQ ID NOs: 247 and 331; or SEQ ID NOs: 415 and 499), or modified or unmodified variants thereof.

[00432] An RNAi agent comprising a first and a second strand, wherein the sequence of the first strand of the RNAi agent is the sequence of the first strand of, and the sequence of the second strand of the RNAi agent is the sequence of the second strand of: hs_HSF1_2034_A22_S26 (SEQ ID NOs: 176 and 260; or SEQ ID NOs: 344 and 428), or modified or unmodified variants thereof.

[00433] An RNAi agent comprising a first and a second strand, wherein the sequence of the first strand of the RNAi agent is the sequence of the first strand of, and the sequence of the second strand of the RNAi agent is the sequence of the second strand of: hs_HSF1_2034_A25_S27 (SEQ ID NOs: 188 and 272; or SEQ ID NOs: 356 and 440), or modified or unmodified variants thereof.

[00434] An RNAi agent comprising a first and a second strand, wherein the sequence of the first strand of the RNAi agent is the sequence of the first strand of, and the sequence of the second strand of the RNAi agent is the sequence of the second strand of: hs_HSF1_2034_A81_S26 (SEQ ID NOs: 200 and 284; or SEQ ID NOs: 368 and 452), or modified or unmodified variants thereof.

[00435] An RNAi agent comprising a first and a second strand, wherein the sequence of the first strand of the RNAi agent is the sequence of the first strand of, and the sequence of the second strand of the RNAi agent is the sequence of the second strand of: hs_HSF1_2034_A48_S26 (SEQ ID NOs: 212 and 296; or SEQ ID NOs: 380 and 464), or modified or unmodified variants thereof.

[00436] An RNAi agent comprising a first and a second strand, wherein the sequence of the first strand of the RNAi agent is the sequence of the first strand of, and the sequence of the second strand of the RNAi agent is the sequence of the second strand of: hs_HSF1_2034_A82_S36 (SEQ ID NOs: 224 and 308; or SEQ ID NOs: 392 and 476), or modified or unmodified variants thereof.

[00437] An RNAi agent comprising a first and a second strand, wherein the sequence of the first strand of the RNAi agent is the sequence of the first strand of, and the sequence of the second strand of the RNAi agent is the sequence of the second strand of: hs_HSF1_2034_A83_S36 (SEQ ID NOs: 236 and 320; or SEQ ID NOs: 404 and 488), or modified or unmodified variants thereof.

[00438] An RNAi agent comprising a first and a second strand, wherein the sequence of the first strand of the RNAi agent is the sequence of the first strand of, and the sequence of the second strand of the RNAi agent is the sequence of the second strand of: hs_HSF1_2034_A84_S36 (SEQ ID NOs: 248 and 332; or SEQ ID NOs: 416 and 500), or modified or unmodified variants thereof.

[00439] An RNAi agent comprising a first and a second strand, wherein the sequence of the first strand of the RNAi agent is the sequence of the first strand of, and the sequence of the second strand of the RNAi agent is the sequence of the second strand of: hs_HSF1_2138_A22_S26 (SEQ ID NOs: 177 and 261; or SEQ ID NOs: 345 and 429), or modified or unmodified variants thereof.

[00440] An RNAi agent comprising a first and a second strand, wherein the sequence of the first strand of the RNAi agent is the sequence of the first strand of, and the sequence of the second strand of the RNAi agent is the sequence of the second strand of: hs_HSF1_2138_A25_S27 (SEQ ID NOs: 189 and 273; or SEQ ID NOs: 357 and 441), or modified or unmodified variants thereof.

[00441] An RNAi agent comprising a first and a second strand, wherein the sequence of the first strand of the RNAi agent is the sequence of the first strand of, and the sequence of the second strand of the RNAi agent is the sequence of the second strand of: hs_HSF1_2138_A81_S26 (SEQ ID NOs: 201 and 285; or SEQ ID NOs: 369 and 453), or modified or unmodified variants thereof.

[00442] An RNAi agent comprising a first and a second strand, wherein the sequence of the first strand of the RNAi agent is the sequence of the first strand of, and the sequence of the second strand of the RNAi agent is the sequence of the second strand of: hs_HSF1_2138_A48_S26 (SEQ ID NOs: 213 and 297; or SEQ ID NOs: 381 and 465), or modified or unmodified variants thereof.

[00443] An RNAi agent comprising a first and a second strand, wherein the sequence of the first strand of the RNAi agent is the sequence of the first strand of, and the sequence of the second strand of the RNAi agent is the sequence of the second strand of: hs_HSF1_2138_A82_S36 (SEQ ID NOs: 225 and 309; or SEQ ID NOs: 393 and 477), or modified or unmodified variants thereof.

[00444] An RNAi agent comprising a first and a second strand, wherein the sequence of the first strand of the RNAi agent is the sequence of the first strand of, and the sequence of the second strand of the RNAi agent is the sequence of the second strand of: hs_HSF1_2138_A83_S36 (SEQ ID NOs: 237 and 321; or SEQ ID NOs: 405 and 489), or modified or unmodified variants thereof.

[00445] An RNAi agent comprising a first and a second strand, wherein the sequence of the first strand of the RNAi agent is the sequence of the first strand of, and the sequence of the second strand of the RNAi agent is the sequence of the second strand of: hs_HSF1_2138_A84_S36 (SEQ ID NOs: 249 and 333; or SEQ ID NOs: 417 and 501), or modified or unmodified variants thereof.

[00446] An RNAi agent comprising a first and a second strand, wherein the sequence of the first strand of the RNAi agent is the sequence of the first strand of, and the sequence of the second strand of the RNAi agent is the sequence of the second strand of: hs_HSF1_2153_A22_S26 (SEQ ID NOs: 178 and 262; or SEQ ID NOs: 346 and 430), or modified or unmodified variants thereof.

[00447] An RNAi agent comprising a first and a second strand, wherein the sequence of the first strand of the RNAi agent is the sequence of the first strand of, and the sequence of the second strand of the RNAi agent is the sequence of the second strand of: hs_HSF1_2153_A25_S27 (SEQ ID NOs: 190 and 274; or SEQ ID NOs: 358 and 442), or modified or unmodified variants thereof.

[00448] An RNAi agent comprising a first and a second strand, wherein the sequence of the first strand of the RNAi agent is the sequence of the first strand of, and the sequence of the second strand of the RNAi agent is the sequence of the second strand of: hs_HSF1_2153_A81_S26 (SEQ ID NOs: 202 and 286; or SEQ ID NOs: 370 and 454), or modified or unmodified variants thereof.

[00449] An RNAi agent comprising a first and a second strand, wherein the sequence of the first strand of the RNAi agent is the sequence of the first strand of, and the sequence of the second strand of the RNAi agent is the sequence of the second strand of: hs_HSF1_2153_A48_S26 (SEQ ID NOs: 214 and 298; or SEQ ID NOs: 382 and 466), or modified or unmodified variants thereof.

[00450] An RNAi agent comprising a first and a second strand, wherein the sequence of the first strand of the RNAi agent is the sequence of the first strand of, and the sequence of the second strand of the RNAi agent is the sequence of the second strand of: hs_HSF1_2153_A82_S36 (SEQ ID NOs: 226 and 310; or SEQ ID NOs: 394 and 478), or modified or unmodified variants thereof.

[00451] An RNAi agent comprising a first and a second strand, wherein the sequence of the first strand of the RNAi agent is the sequence of the first strand of, and the sequence of the second strand of the RNAi agent is the sequence of the second strand of: hs_HSF1_2153_A83_S36 (SEQ ID NOs: 238 and 322; or SEQ ID NOs: 406 and 490), or modified or unmodified variants thereof.

[00452] An RNAi agent comprising a first and a second strand, wherein the sequence of the first strand of the RNAi agent is the sequence of the first strand of, and the sequence of the second strand of the RNAi agent is the sequence of the second strand of: hs_HSF1_2153_A84_S36 (SEQ ID NOs: 250 and 334; or SEQ ID NOs: 418 and 502), or modified or unmodified variants thereof.

[00453] An RNAi agent comprising a first and a second strand, wherein the sequence of the first strand of the RNAi agent is the sequence of the first strand of, and the sequence of the second strand of the RNAi agent is the sequence of the second strand of: hs_HSF1_2154_A22_S26 (SEQ ID NOs: 179 and 263; or SEQ ID NOs: 347 and 431), or modified or unmodified variants thereof.

[00454] An RNAi agent comprising a first and a second strand, wherein the sequence of the first strand of the RNAi agent is the sequence of the first strand of, and the sequence of the second strand of the RNAi agent is the sequence of the second strand of: hs_HSF1_2154_A25_S27 (SEQ ID NOs: 191 and 275; or SEQ ID NOs: 359 and 443), or modified or unmodified variants thereof.

[00455] An RNAi agent comprising a first and a second strand, wherein the sequence of the first strand of the RNAi agent is the sequence of the first strand of, and the sequence of the second strand of the RNAi agent is the sequence of the second strand of: hs_HSF1_2154_A81_S26 (SEQ ID NOs: 203 and 287; or SEQ ID NOs: 371 and 455), or modified or unmodified variants thereof.

[00456] An RNAi agent comprising a first and a second strand, wherein the sequence of the first strand of the RNAi agent is the sequence of the first strand of, and the sequence of the second strand of the RNAi agent is the sequence of the second strand of: hs_HSF1_2154_A48_S26 (SEQ ID NOs: 215 and 299; or SEQ ID NOs: 383 and 467), or modified or unmodified variants thereof.

[00457] An RNAi agent comprising a first and a second strand, wherein the sequence of the first strand of the RNAi agent is the sequence of the first strand of, and the sequence of the second strand of the RNAi agent is the sequence of the second strand of: hs_HSF1_2154_A82_S36 (SEQ ID NOs: 227 and 311; or SEQ ID NOs: 395 and 479), or modified or unmodified variants thereof.

[00458] An RNAi agent comprising a first and a second strand, wherein the sequence of the first strand of the RNAi agent is the sequence of the first strand of, and the sequence of the second strand of the RNAi agent is the sequence of the second strand of: hs_HSF1_2154_A83_S36 (SEQ ID NOs: 239 and 323; or SEQ ID NOs: 407 and 491), or modified or unmodified variants thereof.

[00459] An RNAi agent comprising a first and a second strand, wherein the sequence of the first strand of the RNAi agent is the sequence of the first strand of, and the sequence of the second strand of the RNAi agent is the sequence of the second strand of: hs_HSF1_2154_A84_S36 (SEQ ID NOs: 251 and 335; or SEQ ID NOs: 419 and 503), or modified or unmodified variants thereof.

[00460] In various embodiments, the disclosure pertains to:

[00461] An RNAi agent comprising a first and a second strand, wherein the sequence of the first strand comprises the sequence of the first strand of, and the sequence of the second strand comprises the sequence of the second strand of: hs_HSF1_175_A22_S26 (SEQ ID NOs: 180 and 264; or SEQ ID NOs: 348 and 432), or modified or unmodified variants thereof.

[00462] An RNAi agent comprising a first and a second strand, wherein the sequence of the first strand comprises the sequence of the first strand of, and the sequence of the second strand comprises the sequence of the second strand of: hs_HSF1_175_A25_S27 (SEQ ID NOs: 192 and 276; or SEQ ID NOs: 360 and 444), or modified or unmodified variants thereof.

[00463] An RNAi agent comprising a first and a second strand, wherein the sequence of the first strand comprises the sequence of the first strand of, and the sequence of the second strand comprises the sequence of the second strand of: hs_HSF1_175_A81_S26 (SEQ ID NOs: 204 and 288; or SEQ ID NOs: 372 and 456), or modified or unmodified variants thereof.

[00464] An RNAi agent comprising a first and a second strand, wherein the sequence of the first strand comprises the sequence of the first strand of, and the sequence of the second strand comprises the sequence of the second strand of: hs_HSF1_175_A48_S26 (SEQ ID NOs: 216 and 300; or SEQ ID NOs: 384 and 468), or modified or unmodified variants thereof.

[00465] An RNAi agent comprising a first and a second strand, wherein the sequence of the first strand comprises the sequence of the first strand of, and the sequence of the second strand comprises the sequence of the second strand of: hs_HSF1_175_A82_S36 (SEQ ID NOs: 228 and 312; or SEQ ID NOs: 396 and 480), or modified or unmodified variants thereof.

[00466] An RNAi agent comprising a first and a second strand, wherein the sequence of the first strand comprises the sequence of the first strand of, and the sequence of the second strand comprises the sequence of the second strand of: hs_HSF1_175_A83_S36 (SEQ ID NOs: 240 and 324; or SEQ ID NOs: 408 and 492), or modified or unmodified variants thereof.

[00467] An RNAi agent comprising a first and a second strand, wherein the sequence of the first strand comprises the sequence of the first strand of, and the sequence of the second strand comprises the sequence of the second strand of: hs_HSF1_175_A84_S36 (SEQ ID NOs: 252 and 336; or SEQ ID NOs: 420 and 504), or modified or unmodified variants thereof.

[00468] An RNAi agent comprising a first and a second strand, wherein the sequence of the first strand comprises the sequence of the first strand of, and the sequence of the second strand comprises the sequence of the second strand of: hs_HSF1_517_A22_S26 (SEQ ID NOs: 172 and 256; or SEQ ID NOs: 340 and 424), or modified or unmodified variants thereof.

[00469] An RNAi agent comprising a first and a second strand, wherein the sequence of the first strand comprises the sequence of the first strand of, and the sequence of the second strand comprises the sequence of the second strand of: hs_HSF1_517_A25_S27 (SEQ ID NOs: 184 and 268; or SEQ ID NOs: 352 and 436), or modified or unmodified variants thereof.

[00470] An RNAi agent comprising a first and a second strand, wherein the sequence of the first strand comprises the sequence of the first strand of, and the sequence of the second strand comprises the sequence of the second strand of: hs_HSF1_517_A81_S26 (SEQ ID NOs: 196 and 280; or SEQ ID NOs: 364 and 448), or modified or unmodified variants thereof.

[00471] An RNAi agent comprising a first and a second strand, wherein the sequence of the first strand comprises the sequence of the first strand of, and the sequence of the second strand comprises the sequence of the second strand of: hs_HSF1_517_A48_S26 (SEQ ID NOs: 208 and 292; or SEQ ID NOs: 376 and 460), or modified or unmodified variants thereof.

[00472] An RNAi agent comprising a first and a second strand, wherein the sequence of the first strand comprises the sequence of the first strand of, and the sequence of the second strand comprises the sequence of the second strand of: hs_HSF1_517_A82_S36 (SEQ ID NOs: 220 and 304; or SEQ ID NOs: 388 and 472), or modified or unmodified variants thereof.

[00473] An RNAi agent comprising a first and a second strand, wherein the sequence of the first strand comprises the sequence of the first strand of, and the sequence of the second strand comprises the sequence of the second strand of: hs_HSF1_517_A83_S36 (SEQ ID NOs: 232 and 316; or SEQ ID NOs: 400 and 484), or modified or unmodified variants thereof.

[00474] An RNAi agent comprising a first and a second strand, wherein the sequence of the first strand comprises the sequence of the first strand of, and the sequence of the second strand comprises the sequence of the second strand of: hs_HSF1_517_A84_S36 (SEQ ID NOs: 244 and 328; or SEQ ID NOs: 412 and 496), or modified or unmodified variants thereof.

[00475] An RNAi agent comprising a first and a second strand, wherein the sequence of the first strand comprises the sequence of the first strand of, and the sequence of the second strand comprises the sequence of the second strand of: hs_HSF1_562_A22_S26 (SEQ ID NOs: 169 and 253; or SEQ ID NOs: 337 and 421), or modified or unmodified variants thereof.

[00476] An RNAi agent comprising a first and a second strand, wherein the sequence of the first strand comprises the sequence of the first strand of, and the sequence of the second strand comprises the sequence of the second strand of: hs_HSF1_562_A25_S27 (SEQ ID NOs: 181 and 265; or SEQ ID NOs: 349 and 433), or modified or unmodified variants thereof.

[00477] An RNAi agent comprising a first and a second strand, wherein the sequence of the first strand comprises the sequence of the first strand of, and the sequence of the second strand comprises the sequence of the second strand of: hs_HSF1_562_A81_S26 (SEQ ID NOs: 193 and 277; or SEQ ID NOs: 361 and 445), or modified or unmodified variants thereof.

[00478] An RNAi agent comprising a first and a second strand, wherein the sequence of the first strand comprises the sequence of the first strand of, and the sequence of the second strand comprises the sequence of the second strand of: hs_HSF1_562_A48_S26 (SEQ ID NOs: 205 and 289; or SEQ ID NOs: 373 and 457), or modified or unmodified variants thereof.

[00479] An RNAi agent comprising a first and a second strand, wherein the sequence of the first strand comprises the sequence of the first strand of, and the sequence of the second strand comprises the sequence of the second strand of: hs_HSF1_562_A82_S36 (SEQ ID NOs: 217 and 301; or SEQ ID NOs: 385 and 469), or modified or unmodified variants thereof.

[00480] An RNAi agent comprising a first and a second strand, wherein the sequence of the first strand comprises the sequence of the first strand of, and the sequence of the second strand comprises the sequence of the second strand of: hs_HSF1_562_A83_S36 (SEQ ID NOs: 229 and 313; or SEQ ID NOs: 397 and 481), or modified or unmodified variants thereof.

[00481] An RNAi agent comprising a first and a second strand, wherein the sequence of the first strand comprises the sequence of the first strand of, and the sequence of the second strand comprises the sequence of the second strand of: hs_HSF1_562_A84_S36 (SEQ ID NOs: 241 and 325; or SEQ ID NOs: 409 and 493), or modified or unmodified variants thereof.

2016202437 18 Apr 2016

[00482] An RNAi agent comprising a first and a second strand, wherein the sequence of the first strand comprises the sequence of the first strand of, and the sequence of the second strand comprises the sequence of the second strand of: hs_HSF1_751_A22_S26 (SEQ ID NOs: 170 and 254; or SEQ ID NOs: 338 and 422), or modified or unmodified variants thereof.

[00483] An RNAi agent comprising a first and a second strand, wherein the sequence of the first strand comprises the sequence of the first strand of, and the sequence of the second strand comprises the sequence of the second strand of: hs_HSF1_751_A25_S27 (SEQ ID NOs: 182 and 266; or SEQ ID NOs: 350 and 434), or modified or unmodified variants thereof.

[00484] An RNAi agent comprising a first and a second strand, wherein the sequence of the first strand comprises the sequence of the first strand of, and the sequence of the second strand comprises the sequence of the second strand of: hs_HSF1_751_A81_S26 (SEQ ID NOs: 194 and 278; or SEQ ID NOs: 362 and 446), or modified or unmodified variants thereof.

[00485] An RNAi agent comprising a first and a second strand, wherein the sequence of the first strand comprises the sequence of the first strand of, and the sequence of the second strand comprises the sequence of the second strand of: hs_HSF1_751_A48_S26 (SEQ ID NOs: 206 and 290; or SEQ ID NOs: 374 and 458), or modified or unmodified variants thereof.

[00486] An RNAi agent comprising a first and a second strand, wherein the sequence of the first strand comprises the sequence of the first strand of, and the sequence of the second strand comprises the sequence of the second strand of: hs_HSF1_751_A82_S36 (SEQ ID NOs: 218 and 302; or SEQ ID NOs: 386 and 470), or modified or unmodified variants thereof.

[00487] An RNAi agent comprising a first and a second strand, wherein the sequence of the first strand comprises the sequence of the first strand of, and the sequence of the second strand comprises the sequence of the second strand of: hs_HSF1_751_A83_S36 (SEQ ID NOs: 230 and 314; or SEQ ID NOs: 398 and 482), or modified or unmodified variants thereof.

[00488] An RNAi agent comprising a first and a second strand, wherein the sequence of the first strand comprises the sequence of the first strand of, and the sequence of the second strand comprises the sequence of the second strand of: hs_HSF1_751_A84_S36 (SEQ ID NOs: 242 and 326; or SEQ ID NOs: 410 and 494), or modified or unmodified variants thereof.

[00489] An RNAi agent comprising a first and a second strand, wherein the sequence of the first strand comprises the sequence of the first strand of, and the sequence of the second strand comprises the sequence of the second strand of: hs_HSF1_755_A22_S26 (SEQ ID NOs: 171 and 255; or SEQ ID NOs: 339 and 423), or modified or unmodified variants thereof.

[00490] An RNAi agent comprising a first and a second strand, wherein the sequence of the first strand comprises the sequence of the first strand of, and the sequence of the second strand comprises the sequence of the second strand of: hs_HSF1_755_A25_S27 (SEQ ID NOs: 183 and 267; or SEQ ID NOs: 351 and 435), or modified or unmodified variants thereof.

2016202437 18 Apr 2016

[00491] An RNAi agent comprising a first and a second strand, wherein the sequence of the first strand comprises the sequence of the first strand of, and the sequence of the second strand comprises the sequence of the second strand of: hs_HSF1_755_A81_S26 (SEQ ID NOs: 195 and 279; or SEQ ID NOs: 363 and 447), or modified or unmodified variants thereof.

[00492] An RNAi agent comprising a first and a second strand, wherein the sequence of the first strand comprises the sequence of the first strand of, and the sequence of the second strand comprises the sequence of the second strand of: hs_HSF1_755_A48_S26 (SEQ ID NOs: 207 and 291; or SEQ ID NOs: 375 and 459), or modified or unmodified variants thereof.

[00493] An RNAi agent comprising a first and a second strand, wherein the sequence of the first strand comprises the sequence of the first strand of, and the sequence of the second strand comprises the sequence of the second strand of: hs_HSF1_755_A82_S36 (SEQ ID NOs: 219 and 303; or SEQ ID NOs: 387 and 471), or modified or unmodified variants thereof.

[00494] An RNAi agent comprising a first and a second strand, wherein the sequence of the first strand comprises the sequence of the first strand of, and the sequence of the second strand comprises the sequence of the second strand of: hs_HSF1_755_A83_S36 (SEQ ID NOs: 231 and 315; or SEQ ID NOs: 399 and 483), or modified or unmodified variants thereof.

[00495] An RNAi agent comprising a first and a second strand, wherein the sequence of the first strand comprises the sequence of the first strand of, and the sequence of the second strand comprises the sequence of the second strand of: hs_HSF1_755_A84_S36 (SEQ ID NOs: 243 and 327; or SEQ ID NOs: 411 and 495), or modified or unmodified variants thereof.

[00496] An RNAi agent comprising a first and a second strand, wherein the sequence of the first strand comprises the sequence of the first strand of, and the sequence of the second strand comprises the sequence of the second strand of: hs_HSF1_846_A22_S26 (SEQ ID NOs: 173 and 257; or SEQ ID NOs: 341 and 425), or modified or unmodified variants thereof.

[00497] An RNAi agent comprising a first and a second strand, wherein the sequence of the first strand comprises the sequence of the first strand of, and the sequence of the second strand comprises the sequence of the second strand of: hs_HSF1_846_A25_S27 (SEQ ID NOs: 185 and 269; or SEQ ID NOs: 353 and 437), or modified or unmodified variants thereof.

[00498] An RNAi agent comprising a first and a second strand, wherein the sequence of the first strand comprises the sequence of the first strand of, and the sequence of the second strand comprises the sequence of the second strand of: hs_HSF1_846_A81_S26 (SEQ ID NOs: 197 and 281; or SEQ ID NOs: 365 and 449), or modified or unmodified variants thereof.

[00499] An RNAi agent comprising a first and a second strand, wherein the sequence of the first strand comprises the sequence of the first strand of, and the sequence of the second strand comprises the sequence of the second strand of: hs_HSF1_846_A48_S26 (SEQ ID NOs: 209 and 293; or SEQ ID NOs: 377 and 461), or modified or unmodified variants thereof.

[00500] An RNAi agent comprising a first and a second strand, wherein the sequence of the first strand comprises the sequence of the first strand of, and the sequence of the second strand comprises the sequence of the second strand of: hs_HSF1_846_A82_S36 (SEQ ID NOs: 221 and 305; or SEQ ID NOs: 389 and 473), or modified or unmodified variants thereof.

[00501] An RNAi agent comprising a first and a second strand, wherein the sequence of the first strand comprises the sequence of the first strand of, and the sequence of the second strand comprises the sequence of the second strand of: hs_HSF1_846_A83_S36 (SEQ ID NOs: 233 and 317; or SEQ ID NOs: 401 and 485), or modified or unmodified variants thereof.

[00502] An RNAi agent comprising a first and a second strand, wherein the sequence of the first strand comprises the sequence of the first strand of, and the sequence of the second strand comprises the sequence of the second strand of: hs_HSF1_846_A84_S36 (SEQ ID NOs: 245 and 329; or SEQ ID NOs: 413 and 497), or modified or unmodified variants thereof.

[00503] An RNAi agent comprising a first and a second strand, wherein the sequence of the first strand comprises the sequence of the first strand of, and the sequence of the second strand comprises the sequence of the second strand of: hs_HSF1_1360_A22_S26 (SEQ ID NOs: 174 and 258; or SEQ ID NOs: 342 and 426), or modified or unmodified variants thereof.

[00504] An RNAi agent comprising a first and a second strand, wherein the sequence of the first strand comprises the sequence of the first strand of, and the sequence of the second strand comprises the sequence of the second strand of: hs_HSF1_1360_A25_S27 (SEQ ID NOs: 186 and 270; or SEQ ID NOs: 354 and 438), or modified or unmodified variants thereof.

[00505] An RNAi agent comprising a first and a second strand, wherein the sequence of the first strand comprises the sequence of the first strand of, and the sequence of the second strand comprises the sequence of the second strand of: hs_HSF1_1360_A81_S26 (SEQ ID NOs: 198 and 282; or SEQ ID NOs: 366 and 450), or modified or unmodified variants thereof.

[00506] An RNAi agent comprising a first and a second strand, wherein the sequence of the first strand comprises the sequence of the first strand of, and the sequence of the second strand comprises the sequence of the second strand of: hs_HSF1_1360_A48_S26 (SEQ ID NOs: 210 and 294; or SEQ ID NOs: 378 and 462), or modified or unmodified variants thereof.

[00507] An RNAi agent comprising a first and a second strand, wherein the sequence of the first strand comprises the sequence of the first strand of, and the sequence of the second strand comprises the sequence of the second strand of: hs_HSF1_1360_A82_S36 (SEQ ID NOs: 222 and 306; or SEQ ID NOs: 390 and 474), or modified or unmodified variants thereof.

[00508] An RNAi agent comprising a first and a second strand, wherein the sequence of the first strand comprises the sequence of the first strand of, and the sequence of the second strand comprises the sequence of the second strand of: hs_HSF1_1360_A83_S36 (SEQ ID NOs: 234 and 318; or SEQ ID NOs: 402 and 486), or modified or unmodified variants thereof.

[00509] An RNAi agent comprising a first and a second strand, wherein the sequence of the first strand comprises the sequence of the first strand of, and the sequence of the second strand comprises the sequence of the second strand of: hs_HSF1_1360_A84_S36 (SEQ ID NOs: 246 and 330; or SEQ ID NOs: 414 and 498), or modified or unmodified variants thereof.

[00510] An RNAi agent comprising a first and a second strand, wherein the sequence of the first strand comprises the sequence of the first strand of, and the sequence of the second strand comprises the sequence of the second strand of: hs_HSF1_2030_A22_S26 (SEQ ID NOs: 175 and 259; or SEQ ID NOs: 343 and 427), or modified or unmodified variants thereof.

[00511] An RNAi agent comprising a first and a second strand, wherein the sequence of the first strand comprises the sequence of the first strand of, and the sequence of the second strand comprises the sequence of the second strand of: hs_HSF1_2030_A25_S27 (SEQ ID NOs: 187 and 271; or SEQ ID NOs: 355 and 439), or modified or unmodified variants thereof.

[00512] An RNAi agent comprising a first and a second strand, wherein the sequence of the first strand comprises the sequence of the first strand of, and the sequence of the second strand comprises the sequence of the second strand of: hs_HSF1_2030_A81_S26 (SEQ ID NOs: 199 and 283; or SEQ ID NOs: 367 and 451), or modified or unmodified variants thereof.

[00513] An RNAi agent comprising a first and a second strand, wherein the sequence of the first strand comprises the sequence of the first strand of, and the sequence of the second strand comprises the sequence of the second strand of: hs_HSF1_2030_A48_S26 (SEQ ID NOs: 211 and 295; or SEQ ID NOs: 379 and 463), or modified or unmodified variants thereof.

[00514] An RNAi agent comprising a first and a second strand, wherein the sequence of the first strand comprises the sequence of the first strand of, and the sequence of the second strand comprises the sequence of the second strand of: hs_HSF1_2030_A82_S36 (SEQ ID NOs: 223 and 307; or SEQ ID NOs: 391 and 475), or modified or unmodified variants thereof.

[00515] An RNAi agent comprising a first and a second strand, wherein the sequence of the first strand comprises the sequence of the first strand of, and the sequence of the second strand comprises the sequence of the second strand of: hs_HSF1_2030_A83_S36 (SEQ ID NOs: 235 and 319; or SEQ ID NOs: 403 and 487), or modified or unmodified variants thereof.

[00516] An RNAi agent comprising a first and a second strand, wherein the sequence of the first strand comprises the sequence of the first strand of, and the sequence of the second strand comprises the sequence of the second strand of: hs_HSF1_2030_A84_S36 (SEQ ID NOs: 247 and 331; or SEQ ID NOs: 415 and 499), or modified or unmodified variants thereof.

[00517] An RNAi agent comprising a first and a second strand, wherein the sequence of the first strand comprises the sequence of the first strand of, and the sequence of the second strand comprises the sequence of the second strand of: hs_HSF1_2034_A22_S26 (SEQ ID NOs: 176 and 260; or SEQ ID NOs: 344 and 428), or modified or unmodified variants thereof.

[00518] An RNAi agent comprising a first and a second strand, wherein the sequence of the first strand comprises the sequence of the first strand of, and the sequence of the second strand comprises the sequence of the second strand of: hs_HSF1_2034_A25_S27 (SEQ ID NOs: 188 and 272; or SEQ ID NOs: 356 and 440), or modified or unmodified variants thereof.

[00519] An RNAi agent comprising a first and a second strand, wherein the sequence of the first strand comprises the sequence of the first strand of, and the sequence of the second strand comprises the sequence of the second strand of: hs_HSF1_2034_A81_S26 (SEQ ID NOs: 200 and 284; or SEQ ID NOs: 368 and 452), or modified or unmodified variants thereof.

[00520] An RNAi agent comprising a first and a second strand, wherein the sequence of the first strand comprises the sequence of the first strand of, and the sequence of the second strand comprises the sequence of the second strand of: hs_HSF1_2034_A48_S26 (SEQ ID NOs: 212 and 296; or SEQ ID NOs: 380 and 464), or modified or unmodified variants thereof.

[00521] An RNAi agent comprising a first and a second strand, wherein the sequence of the first strand comprises the sequence of the first strand of, and the sequence of the second strand comprises the sequence of the second strand of: hs_HSF1_2034_A82_S36 (SEQ ID NOs: 224 and 308; or SEQ ID NOs: 392 and 476), or modified or unmodified variants thereof.

[00522] An RNAi agent comprising a first and a second strand, wherein the sequence of the first strand comprises the sequence of the first strand of, and the sequence of the second strand comprises the sequence of the second strand of: hs_HSF1_2034_A83_S36 (SEQ ID NOs: 236 and 320; or SEQ ID NOs: 404 and 488), or modified or unmodified variants thereof.

[00523] An RNAi agent comprising a first and a second strand, wherein the sequence of the first strand comprises the sequence of the first strand of, and the sequence of the second strand comprises the sequence of the second strand of: hs_HSF1_2034_A84_S36 (SEQ ID NOs: 248 and 332; or SEQ ID NOs: 416 and 500), or modified or unmodified variants thereof.

[00524] An RNAi agent comprising a first and a second strand, wherein the sequence of the first strand comprises the sequence of the first strand of, and the sequence of the second strand comprises the sequence of the second strand of: hs_HSF1_2138_A22_S26 (SEQ ID NOs: 177 and 261; or SEQ ID NOs: 345 and 429), or modified or unmodified variants thereof.

[00525] An RNAi agent comprising a first and a second strand, wherein the sequence of the first strand comprises the sequence of the first strand of, and the sequence of the second strand comprises the sequence of the second strand of: hs_HSF1_2138_A25_S27 (SEQ ID NOs: 189 and 273; or SEQ ID NOs: 357 and 441), or modified or unmodified variants thereof.

[00526] An RNAi agent comprising a first and a second strand, wherein the sequence of the first strand comprises the sequence of the first strand of, and the sequence of the second strand comprises the sequence of the second strand of: hs_HSF1_2138_A81_S26 (SEQ ID NOs: 201 and 285; or SEQ ID NOs: 369 and 453), or modified or unmodified variants thereof.

2016202437 18 Apr 2016

[00527] An RNAi agent comprising a first and a second strand, wherein the sequence of the first strand comprises the sequence of the first strand of, and the sequence of the second strand comprises the sequence of the second strand of: hs_HSF1_2138_A48_S26 (SEQ ID NOs: 213 and 297; or SEQ ID NOs: 381 and 465), or modified or unmodified variants thereof.

[00528] An RNAi agent comprising a first and a second strand, wherein the sequence of the first strand comprises the sequence of the first strand of, and the sequence of the second strand comprises the sequence of the second strand of: hs_HSF1_2138_A82_S36 (SEQ ID NOs: 225 and 309; or SEQ ID NOs: 393 and 477), or modified or unmodified variants thereof.

[00529] An RNAi agent comprising a first and a second strand, wherein the sequence of the first strand comprises the sequence of the first strand of, and the sequence of the second strand comprises the sequence of the second strand of: hs_HSF1_2138_A83_S36 (SEQ ID NOs: 237 and 321; or SEQ ID NOs: 405 and 489), or modified or unmodified variants thereof.

[00530] An RNAi agent comprising a first and a second strand, wherein the sequence of the first strand comprises the sequence of the first strand of, and the sequence of the second strand comprises the sequence of the second strand of: hs_HSF1_2138_A84_S36 (SEQ ID NOs: 249 and 333; or SEQ ID NOs: 417 and 501), or modified or unmodified variants thereof.

[00531] An RNAi agent comprising a first and a second strand, wherein the sequence of the first strand comprises the sequence of the first strand of, and the sequence of the second strand comprises the sequence of the second strand of: hs_HSF1_2153_A22_S26 (SEQ ID NOs: 178 and 262; or SEQ ID NOs: 346 and 430), or modified or unmodified variants thereof.

[00532] An RNAi agent comprising a first and a second strand, wherein the sequence of the first strand comprises the sequence of the first strand of, and the sequence of the second strand comprises the sequence of the second strand of: hs_HSF1_2153_A25_S27 (SEQ ID NOs: 190 and 274; or SEQ ID NOs: 358 and 442), or modified or unmodified variants thereof.

[00533] An RNAi agent comprising a first and a second strand, wherein the sequence of the first strand comprises the sequence of the first strand of, and the sequence of the second strand comprises the sequence of the second strand of: hs_HSF1_2153_A81_S26 (SEQ ID NOs: 202 and 286; or SEQ ID NOs: 370 and 454), or modified or unmodified variants thereof.

[00534] An RNAi agent comprising a first and a second strand, wherein the sequence of the first strand comprises the sequence of the first strand of, and the sequence of the second strand comprises the sequence of the second strand of: hs_HSF1_2153_A48_S26 (SEQ ID NOs: 214 and 298; or SEQ ID NOs: 382 and 466), or modified or unmodified variants thereof.

[00535] An RNAi agent comprising a first and a second strand, wherein the sequence of the first strand comprises the sequence of the first strand of, and the sequence of the second strand comprises the sequence of the second strand of: hs_HSF1_2153_A82_S36 (SEQ ID NOs: 226 and 310; or SEQ ID NOs: 394 and 478), or modified or unmodified variants thereof.

[00536] An RNAi agent comprising a first and a second strand, wherein the sequence of the first strand comprises the sequence of the first strand of, and the sequence of the second strand comprises the sequence of the second strand of: hs_HSF1_2153_A83_S36 (SEQ ID NOs: 238 and 322; or SEQ ID NOs: 406 and 490), or modified or unmodified variants thereof.

[00537] An RNAi agent comprising a first and a second strand, wherein the sequence of the first strand comprises the sequence of the first strand of, and the sequence of the second strand comprises the sequence of the second strand of: hs_HSF1_2153_A84_S36 (SEQ ID NOs: 250 and 334; or SEQ ID NOs: 418 and 502), or modified or unmodified variants thereof.

[00538] An RNAi agent comprising a first and a second strand, wherein the sequence of the first strand comprises the sequence of the first strand of, and the sequence of the second strand comprises the sequence of the second strand of: hs_HSF1_2154_A22_S26 (SEQ ID NOs: 179 and 263; or SEQ ID NOs: 347 and 431), or modified or unmodified variants thereof.

[00539] An RNAi agent comprising a first and a second strand, wherein the sequence of the first strand comprises the sequence of the first strand of, and the sequence of the second strand comprises the sequence of the second strand of: hs_HSF1_2154_A25_S27 (SEQ ID NOs: 191 and 275; or SEQ ID NOs: 359 and 443), or modified or unmodified variants thereof.

[00540] An RNAi agent comprising a first and a second strand, wherein the sequence of the first strand comprises the sequence of the first strand of, and the sequence of the second strand comprises the sequence of the second strand of: hs_HSF1_2154_A81_S26 (SEQ ID NOs: 203 and 287; or SEQ ID NOs: 371 and 455), or modified or unmodified variants thereof.

[00541] An RNAi agent comprising a first and a second strand, wherein the sequence of the first strand comprises the sequence of the first strand of, and the sequence of the second strand comprises the sequence of the second strand of: hs_HSF1_2154_A48_S26 (SEQ ID NOs: 215 and 299; or SEQ ID NOs: 383 and 467), or modified or unmodified variants thereof.

[00542] An RNAi agent comprising a first and a second strand, wherein the sequence of the first strand comprises the sequence of the first strand of, and the sequence of the second strand comprises the sequence of the second strand of: hs_HSF1_2154_A82_S36 (SEQ ID NOs: 227 and 311; or SEQ ID NOs: 395 and 479), or modified or unmodified variants thereof.

[00543] An RNAi agent comprising a first and a second strand, wherein the sequence of the first strand comprises the sequence of the first strand of, and the sequence of the second strand comprises the sequence of the second strand of: hs_HSF1_2154_A83_S36 (SEQ ID NOs: 239 and 323; or SEQ ID NOs: 407 and 491), or modified or unmodified variants thereof.

[00544] An RNAi agent comprising a first and a second strand, wherein the sequence of the first strand comprises the sequence of the first strand of, and the sequence of the second strand comprises the sequence of the second strand of: hs_HSF1_2154_A84_S36 (SEQ ID NOs: 251 and 335; or SEQ ID NOs: 419 and 503), or modified or unmodified variants thereof.

[00545] In various embodiments, wherein it is said that the sequence of a particular strand is the sequence of a particular SEQ ID NO., it is meant that the sequence of that particular strand consists of the sequence of the referenced SEQ ID NO.

[00546] **Additional particular specific embodiments.**

[00547] In various embodiments, the disclosure comprises a RNAi agent comprising a first and a second strand, wherein the first strand comprises at least 15 contiguous nucleotides differing by 0, 1, 2, or 3 nt (e.g., 0, 1, 2 or 3 mismatches) from a first strand, and the second strand comprises at least 15 contiguous nucleotides differing by 0, 1, 2, or 3 nt (e.g., 0, 1, 2 or 3 mismatches) from the second strand of any one or more RNAi agent disclosed herein.

[00548] A mismatch is defined herein as a difference between the base sequence or length when two sequences are maximally aligned and compared. A mismatch is defined as a position wherein the base of one sequence does not match the base of the other sequence. Thus, a mismatch is counted, for example, if a position in one sequence has a particular base (e.g., A), and the corresponding position on the other sequence has a different base (e.g., G).

[00549] A mismatch is also counted, e.g., if a position in one sequence has a base (e.g., A), and the corresponding position on the other sequence has no base (e.g., that position is an abasic nucleotide which comprises a phosphate-sugar backbone but no base). A single-stranded nick in either sequence (or in the sense or antisense strand) is not counted as mismatch. Thus, as a non-limiting example, no mismatch would be counted if one sequence comprises the sequence AG, but the other sequence comprises the sequence AG with a single-stranded nick between the A and the G. A base modification is also not considered a mismatch. Thus, if one sequence comprises a C, and the other sequence comprises a modified C (e.g., 2'-modification) at the same position, no mismatch would be counted.

[00550] Neither a 5'-endcap nor a 3' end cap is considered in counting mismatches. Thus a first duplex which identical in sequence to a second duplex has zero mismatches, even if one duplex had an end cap (e.g., a 3' end cap) and the other duplex did not or had a different endcap, or had the same endcap in a different location.

[00551] Various embodiments are further delineated below.

[00552] The disclosure encompasses:

[00553] An RNAi agent comprising a first and a second strand, wherein the first strand comprises at least 15 contiguous nucleotides differing by 0, 1, 2, or 3 nt from a first strand, and the second strand comprises at least 15 contiguous nucleotides differing by 0, 1, 2, or 3 nt from the second strand of: hs_HSF1_175_A22_S26, or a modified or unmodified variant thereof.

[00554] An RNAi agent comprising a first and a second strand, wherein the first strand comprises at least 15 contiguous nucleotides differing by 0, 1, 2, or 3 nt from a first strand, and the

second strand comprises at least 15 contiguous nucleotides differing by 0, 1, 2, or 3 nt from the second strand of: hs_HSF1_175_A25_S27, or a modified or unmodified variant thereof.

[00555] An RNAi agent comprising a first and a second strand, wherein the first strand comprises at least 15 contiguous nucleotides differing by 0, 1, 2, or 3 nt from a first strand, and the second strand comprises at least 15 contiguous nucleotides differing by 0, 1, 2, or 3 nt from the second strand of: hs_HSF1_175_A81_S26, or a modified or unmodified variant thereof.

[00556] An RNAi agent comprising a first and a second strand, wherein the first strand comprises at least 15 contiguous nucleotides differing by 0, 1, 2, or 3 nt from a first strand, and the second strand comprises at least 15 contiguous nucleotides differing by 0, 1, 2, or 3 nt from the second strand of: hs_HSF1_175_A48_S26, or a modified or unmodified variant thereof.

[00557] An RNAi agent comprising a first and a second strand, wherein the first strand comprises at least 15 contiguous nucleotides differing by 0, 1, 2, or 3 nt from a first strand, and the second strand comprises at least 15 contiguous nucleotides differing by 0, 1, 2, or 3 nt from the second strand of: hs_HSF1_175_A82_S36, or a modified or unmodified variant thereof.

[00558] An RNAi agent comprising a first and a second strand, wherein the first strand comprises at least 15 contiguous nucleotides differing by 0, 1, 2, or 3 nt from a first strand, and the second strand comprises at least 15 contiguous nucleotides differing by 0, 1, 2, or 3 nt from the second strand of: hs_HSF1_175_A83_S36, or a modified or unmodified variant thereof.

[00559] An RNAi agent comprising a first and a second strand, wherein the first strand comprises at least 15 contiguous nucleotides differing by 0, 1, 2, or 3 nt from a first strand, and the second strand comprises at least 15 contiguous nucleotides differing by 0, 1, 2, or 3 nt from the second strand of: hs_HSF1_175_A84_S36, or a modified or unmodified variant thereof.

[00560] An RNAi agent comprising a first and a second strand, wherein the first strand comprises at least 15 contiguous nucleotides differing by 0, 1, 2, or 3 nt from a first strand, and the second strand comprises at least 15 contiguous nucleotides differing by 0, 1, 2, or 3 nt from the second strand of: hs_HSF1_517_A22_S26, or a modified or unmodified variant thereof.

[00561] An RNAi agent comprising a first and a second strand, wherein the first strand comprises at least 15 contiguous nucleotides differing by 0, 1, 2, or 3 nt from a first strand, and the second strand comprises at least 15 contiguous nucleotides differing by 0, 1, 2, or 3 nt from the second strand of: hs_HSF1_517_A25_S27, or a modified or unmodified variant thereof.

[00562] An RNAi agent comprising a first and a second strand, wherein the first strand comprises at least 15 contiguous nucleotides differing by 0, 1, 2, or 3 nt from a first strand, and the second strand comprises at least 15 contiguous nucleotides differing by 0, 1, 2, or 3 nt from the second strand of: hs_HSF1_517_A81_S26, or a modified or unmodified variant thereof.

[00563] An RNAi agent comprising a first and a second strand, wherein the first strand comprises at least 15 contiguous nucleotides differing by 0, 1, 2, or 3 nt from a first strand, and the

second strand comprises at least 15 contiguous nucleotides differing by 0, 1, 2, or 3 nt from the second strand of: hs_HSF1_517_A48_S26, or a modified or unmodified variant thereof.

[00564] An RNAi agent comprising a first and a second strand, wherein the first strand comprises at least 15 contiguous nucleotides differing by 0, 1, 2, or 3 nt from a first strand, and the second strand comprises at least 15 contiguous nucleotides differing by 0, 1, 2, or 3 nt from the second strand of: hs_HSF1_517_A82_S36, or a modified or unmodified variant thereof.

[00565] An RNAi agent comprising a first and a second strand, wherein the first strand comprises at least 15 contiguous nucleotides differing by 0, 1, 2, or 3 nt from a first strand, and the second strand comprises at least 15 contiguous nucleotides differing by 0, 1, 2, or 3 nt from the second strand of: hs_HSF1_517_A83_S36, or a modified or unmodified variant thereof.

[00566] An RNAi agent comprising a first and a second strand, wherein the first strand comprises at least 15 contiguous nucleotides differing by 0, 1, 2, or 3 nt from a first strand, and the second strand comprises at least 15 contiguous nucleotides differing by 0, 1, 2, or 3 nt from the second strand of: hs_HSF1_517_A84_S36, or a modified or unmodified variant thereof.

[00567] An RNAi agent comprising a first and a second strand, wherein the first strand comprises at least 15 contiguous nucleotides differing by 0, 1, 2, or 3 nt from a first strand, and the second strand comprises at least 15 contiguous nucleotides differing by 0, 1, 2, or 3 nt from the second strand of: hs_HSF1_562_A22_S26, or a modified or unmodified variant thereof.

[00568] An RNAi agent comprising a first and a second strand, wherein the first strand comprises at least 15 contiguous nucleotides differing by 0, 1, 2, or 3 nt from a first strand, and the second strand comprises at least 15 contiguous nucleotides differing by 0, 1, 2, or 3 nt from the second strand of: hs_HSF1_562_A25_S27, or a modified or unmodified variant thereof.

[00569] An RNAi agent comprising a first and a second strand, wherein the first strand comprises at least 15 contiguous nucleotides differing by 0, 1, 2, or 3 nt from a first strand, and the second strand comprises at least 15 contiguous nucleotides differing by 0, 1, 2, or 3 nt from the second strand of: hs_HSF1_562_A81_S26, or a modified or unmodified variant thereof.

[00570] An RNAi agent comprising a first and a second strand, wherein the first strand comprises at least 15 contiguous nucleotides differing by 0, 1, 2, or 3 nt from a first strand, and the second strand comprises at least 15 contiguous nucleotides differing by 0, 1, 2, or 3 nt from the second strand of: hs_HSF1_562_A48_S26, or a modified or unmodified variant thereof.

[00571] An RNAi agent comprising a first and a second strand, wherein the first strand comprises at least 15 contiguous nucleotides differing by 0, 1, 2, or 3 nt from a first strand, and the second strand comprises at least 15 contiguous nucleotides differing by 0, 1, 2, or 3 nt from the second strand of: hs_HSF1_562_A82_S36, or a modified or unmodified variant thereof.

[00572] An RNAi agent comprising a first and a second strand, wherein the first strand comprises at least 15 contiguous nucleotides differing by 0, 1, 2, or 3 nt from a first strand, and the

second strand comprises at least 15 contiguous nucleotides differing by 0, 1, 2, or 3 nt from the second strand of: hs_HSF1_562_A83_S36, or a modified or unmodified variant thereof.

[00573] An RNAi agent comprising a first and a second strand, wherein the first strand comprises at least 15 contiguous nucleotides differing by 0, 1, 2, or 3 nt from a first strand, and the second strand comprises at least 15 contiguous nucleotides differing by 0, 1, 2, or 3 nt from the second strand of: hs_HSF1_562_A84_S36, or a modified or unmodified variant thereof.

[00574] An RNAi agent comprising a first and a second strand, wherein the first strand comprises at least 15 contiguous nucleotides differing by 0, 1, 2, or 3 nt from a first strand, and the second strand comprises at least 15 contiguous nucleotides differing by 0, 1, 2, or 3 nt from the second strand of: hs_HSF1_751_A22_S26, or a modified or unmodified variant thereof.

[00575] An RNAi agent comprising a first and a second strand, wherein the first strand comprises at least 15 contiguous nucleotides differing by 0, 1, 2, or 3 nt from a first strand, and the second strand comprises at least 15 contiguous nucleotides differing by 0, 1, 2, or 3 nt from the second strand of: hs_HSF1_751_A25_S27, or a modified or unmodified variant thereof.

[00576] An RNAi agent comprising a first and a second strand, wherein the first strand comprises at least 15 contiguous nucleotides differing by 0, 1, 2, or 3 nt from a first strand, and the second strand comprises at least 15 contiguous nucleotides differing by 0, 1, 2, or 3 nt from the second strand of: hs_HSF1_751_A81_S26, or a modified or unmodified variant thereof.

[00577] An RNAi agent comprising a first and a second strand, wherein the first strand comprises at least 15 contiguous nucleotides differing by 0, 1, 2, or 3 nt from a first strand, and the second strand comprises at least 15 contiguous nucleotides differing by 0, 1, 2, or 3 nt from the second strand of: hs_HSF1_751_A48_S26, or a modified or unmodified variant thereof.

[00578] An RNAi agent comprising a first and a second strand, wherein the first strand comprises at least 15 contiguous nucleotides differing by 0, 1, 2, or 3 nt from a first strand, and the second strand comprises at least 15 contiguous nucleotides differing by 0, 1, 2, or 3 nt from the second strand of: hs_HSF1_751_A82_S36, or a modified or unmodified variant thereof.

[00579] An RNAi agent comprising a first and a second strand, wherein the first strand comprises at least 15 contiguous nucleotides differing by 0, 1, 2, or 3 nt from a first strand, and the second strand comprises at least 15 contiguous nucleotides differing by 0, 1, 2, or 3 nt from the second strand of: hs_HSF1_751_A83_S36, or a modified or unmodified variant thereof.

[00580] An RNAi agent comprising a first and a second strand, wherein the first strand comprises at least 15 contiguous nucleotides differing by 0, 1, 2, or 3 nt from a first strand, and the second strand comprises at least 15 contiguous nucleotides differing by 0, 1, 2, or 3 nt from the second strand of: hs_HSF1_751_A84_S36, or a modified or unmodified variant thereof.

[00581] An RNAi agent comprising a first and a second strand, wherein the first strand comprises at least 15 contiguous nucleotides differing by 0, 1, 2, or 3 nt from a first strand, and the

second strand comprises at least 15 contiguous nucleotides differing by 0, 1, 2, or 3 nt from the second strand of: hs_HSF1_755_A22_S26, or a modified or unmodified variant thereof.

[00582] An RNAi agent comprising a first and a second strand, wherein the first strand comprises at least 15 contiguous nucleotides differing by 0, 1, 2, or 3 nt from a first strand, and the second strand comprises at least 15 contiguous nucleotides differing by 0, 1, 2, or 3 nt from the second strand of: hs_HSF1_755_A25_S27, or a modified or unmodified variant thereof.

[00583] An RNAi agent comprising a first and a second strand, wherein the first strand comprises at least 15 contiguous nucleotides differing by 0, 1, 2, or 3 nt from a first strand, and the second strand comprises at least 15 contiguous nucleotides differing by 0, 1, 2, or 3 nt from the second strand of: hs_HSF1_755_A81_S26, or a modified or unmodified variant thereof.

[00584] An RNAi agent comprising a first and a second strand, wherein the first strand comprises at least 15 contiguous nucleotides differing by 0, 1, 2, or 3 nt from a first strand, and the second strand comprises at least 15 contiguous nucleotides differing by 0, 1, 2, or 3 nt from the second strand of: hs_HSF1_755_A48_S26, or a modified or unmodified variant thereof.

[00585] An RNAi agent comprising a first and a second strand, wherein the first strand comprises at least 15 contiguous nucleotides differing by 0, 1, 2, or 3 nt from a first strand, and the second strand comprises at least 15 contiguous nucleotides differing by 0, 1, 2, or 3 nt from the second strand of: hs_HSF1_755_A82_S36, or a modified or unmodified variant thereof.

[00586] An RNAi agent comprising a first and a second strand, wherein the first strand comprises at least 15 contiguous nucleotides differing by 0, 1, 2, or 3 nt from a first strand, and the second strand comprises at least 15 contiguous nucleotides differing by 0, 1, 2, or 3 nt from the second strand of: hs_HSF1_755_A83_S36, or a modified or unmodified variant thereof.

[00587] An RNAi agent comprising a first and a second strand, wherein the first strand comprises at least 15 contiguous nucleotides differing by 0, 1, 2, or 3 nt from a first strand, and the second strand comprises at least 15 contiguous nucleotides differing by 0, 1, 2, or 3 nt from the second strand of: hs_HSF1_755_A84_S36, or a modified or unmodified variant thereof.

[00588] An RNAi agent comprising a first and a second strand, wherein the first strand comprises at least 15 contiguous nucleotides differing by 0, 1, 2, or 3 nt from a first strand, and the second strand comprises at least 15 contiguous nucleotides differing by 0, 1, 2, or 3 nt from the second strand of: hs_HSF1_846_A22_S26, or a modified or unmodified variant thereof.

[00589] An RNAi agent comprising a first and a second strand, wherein the first strand comprises at least 15 contiguous nucleotides differing by 0, 1, 2, or 3 nt from a first strand, and the second strand comprises at least 15 contiguous nucleotides differing by 0, 1, 2, or 3 nt from the second strand of: hs_HSF1_846_A25_S27, or a modified or unmodified variant thereof.

[00590] An RNAi agent comprising a first and a second strand, wherein the first strand comprises at least 15 contiguous nucleotides differing by 0, 1, 2, or 3 nt from a first strand, and the

second strand comprises at least 15 contiguous nucleotides differing by 0, 1, 2, or 3 nt from the second strand of: hs_HSF1_846_A81_S26, or a modified or unmodified variant thereof.

[00591] An RNAi agent comprising a first and a second strand, wherein the first strand comprises at least 15 contiguous nucleotides differing by 0, 1, 2, or 3 nt from a first strand, and the second strand comprises at least 15 contiguous nucleotides differing by 0, 1, 2, or 3 nt from the second strand of: hs_HSF1_846_A48_S26, or a modified or unmodified variant thereof.

[00592] An RNAi agent comprising a first and a second strand, wherein the first strand comprises at least 15 contiguous nucleotides differing by 0, 1, 2, or 3 nt from a first strand, and the second strand comprises at least 15 contiguous nucleotides differing by 0, 1, 2, or 3 nt from the second strand of: hs_HSF1_846_A82_S36, or a modified or unmodified variant thereof.

[00593] An RNAi agent comprising a first and a second strand, wherein the first strand comprises at least 15 contiguous nucleotides differing by 0, 1, 2, or 3 nt from a first strand, and the second strand comprises at least 15 contiguous nucleotides differing by 0, 1, 2, or 3 nt from the second strand of: hs_HSF1_846_A83_S36, or a modified or unmodified variant thereof.

[00594] An RNAi agent comprising a first and a second strand, wherein the first strand comprises at least 15 contiguous nucleotides differing by 0, 1, 2, or 3 nt from a first strand, and the second strand comprises at least 15 contiguous nucleotides differing by 0, 1, 2, or 3 nt from the second strand of: hs_HSF1_846_A84_S36, or a modified or unmodified variant thereof.

[00595] An RNAi agent comprising a first and a second strand, wherein the first strand comprises at least 15 contiguous nucleotides differing by 0, 1, 2, or 3 nt from a first strand, and the second strand comprises at least 15 contiguous nucleotides differing by 0, 1, 2, or 3 nt from the second strand of: hs_HSF1_1360_A22_S26, or a modified or unmodified variant thereof.

[00596] An RNAi agent comprising a first and a second strand, wherein the first strand comprises at least 15 contiguous nucleotides differing by 0, 1, 2, or 3 nt from a first strand, and the second strand comprises at least 15 contiguous nucleotides differing by 0, 1, 2, or 3 nt from the second strand of: hs_HSF1_1360_A25_S27, or a modified or unmodified variant thereof.

[00597] An RNAi agent comprising a first and a second strand, wherein the first strand comprises at least 15 contiguous nucleotides differing by 0, 1, 2, or 3 nt from a first strand, and the second strand comprises at least 15 contiguous nucleotides differing by 0, 1, 2, or 3 nt from the second strand of: hs_HSF1_1360_A81_S26, or a modified or unmodified variant thereof.

[00598] An RNAi agent comprising a first and a second strand, wherein the first strand comprises at least 15 contiguous nucleotides differing by 0, 1, 2, or 3 nt from a first strand, and the second strand comprises at least 15 contiguous nucleotides differing by 0, 1, 2, or 3 nt from the second strand of: hs_HSF1_1360_A48_S26, or a modified or unmodified variant thereof.

[00599] An RNAi agent comprising a first and a second strand, wherein the first strand comprises at least 15 contiguous nucleotides differing by 0, 1, 2, or 3 nt from a first strand, and the

second strand comprises at least 15 contiguous nucleotides differing by 0, 1, 2, or 3 nt from the second strand of: hs_HSF1_1360_A82_S36, or a modified or unmodified variant thereof.

[00600] An RNAi agent comprising a first and a second strand, wherein the first strand comprises at least 15 contiguous nucleotides differing by 0, 1, 2, or 3 nt from a first strand, and the second strand comprises at least 15 contiguous nucleotides differing by 0, 1, 2, or 3 nt from the second strand of: hs_HSF1_1360_A83_S36, or a modified or unmodified variant thereof.

[00601] An RNAi agent comprising a first and a second strand, wherein the first strand comprises at least 15 contiguous nucleotides differing by 0, 1, 2, or 3 nt from a first strand, and the second strand comprises at least 15 contiguous nucleotides differing by 0, 1, 2, or 3 nt from the second strand of: hs_HSF1_1360_A84_S36, or a modified or unmodified variant thereof.

[00602] An RNAi agent comprising a first and a second strand, wherein the first strand comprises at least 15 contiguous nucleotides differing by 0, 1, 2, or 3 nt from a first strand, and the second strand comprises at least 15 contiguous nucleotides differing by 0, 1, 2, or 3 nt from the second strand of: hs_HSF1_2030_A22_S26, or a modified or unmodified variant thereof.

[00603] An RNAi agent comprising a first and a second strand, wherein the first strand comprises at least 15 contiguous nucleotides differing by 0, 1, 2, or 3 nt from a first strand, and the second strand comprises at least 15 contiguous nucleotides differing by 0, 1, 2, or 3 nt from the second strand of: hs_HSF1_2030_A25_S27, or a modified or unmodified variant thereof.

[00604] An RNAi agent comprising a first and a second strand, wherein the first strand comprises at least 15 contiguous nucleotides differing by 0, 1, 2, or 3 nt from a first strand, and the second strand comprises at least 15 contiguous nucleotides differing by 0, 1, 2, or 3 nt from the second strand of: hs_HSF1_2030_A81_S26, or a modified or unmodified variant thereof.

[00605] An RNAi agent comprising a first and a second strand, wherein the first strand comprises at least 15 contiguous nucleotides differing by 0, 1, 2, or 3 nt from a first strand, and the second strand comprises at least 15 contiguous nucleotides differing by 0, 1, 2, or 3 nt from the second strand of: hs_HSF1_2030_A48_S26, or a modified or unmodified variant thereof.

[00606] An RNAi agent comprising a first and a second strand, wherein the first strand comprises at least 15 contiguous nucleotides differing by 0, 1, 2, or 3 nt from a first strand, and the second strand comprises at least 15 contiguous nucleotides differing by 0, 1, 2, or 3 nt from the second strand of: hs_HSF1_2030_A82_S36, or a modified or unmodified variant thereof.

[00607] An RNAi agent comprising a first and a second strand, wherein the first strand comprises at least 15 contiguous nucleotides differing by 0, 1, 2, or 3 nt from a first strand, and the second strand comprises at least 15 contiguous nucleotides differing by 0, 1, 2, or 3 nt from the second strand of: hs_HSF1_2030_A83_S36, or a modified or unmodified variant thereof.

[00608] An RNAi agent comprising a first and a second strand, wherein the first strand comprises at least 15 contiguous nucleotides differing by 0, 1, 2, or 3 nt from a first strand, and the

second strand comprises at least 15 contiguous nucleotides differing by 0, 1, 2, or 3 nt from the second strand of: hs_HSF1_2030_A84_S36, or a modified or unmodified variant thereof.

[00609] An RNAi agent comprising a first and a second strand, wherein the first strand comprises at least 15 contiguous nucleotides differing by 0, 1, 2, or 3 nt from a first strand, and the second strand comprises at least 15 contiguous nucleotides differing by 0, 1, 2, or 3 nt from the second strand of: hs_HSF1_2034_A22_S26, or a modified or unmodified variant thereof.

[00610] An RNAi agent comprising a first and a second strand, wherein the first strand comprises at least 15 contiguous nucleotides differing by 0, 1, 2, or 3 nt from a first strand, and the second strand comprises at least 15 contiguous nucleotides differing by 0, 1, 2, or 3 nt from the second strand of: hs_HSF1_2034_A25_S27, or a modified or unmodified variant thereof.

[00611] An RNAi agent comprising a first and a second strand, wherein the first strand comprises at least 15 contiguous nucleotides differing by 0, 1, 2, or 3 nt from a first strand, and the second strand comprises at least 15 contiguous nucleotides differing by 0, 1, 2, or 3 nt from the second strand of: hs_HSF1_2034_A81_S26, or a modified or unmodified variant thereof.

[00612] An RNAi agent comprising a first and a second strand, wherein the first strand comprises at least 15 contiguous nucleotides differing by 0, 1, 2, or 3 nt from a first strand, and the second strand comprises at least 15 contiguous nucleotides differing by 0, 1, 2, or 3 nt from the second strand of: hs_HSF1_2034_A48_S26, or a modified or unmodified variant thereof.

[00613] An RNAi agent comprising a first and a second strand, wherein the first strand comprises at least 15 contiguous nucleotides differing by 0, 1, 2, or 3 nt from a first strand, and the second strand comprises at least 15 contiguous nucleotides differing by 0, 1, 2, or 3 nt from the second strand of: hs_HSF1_2034_A82_S36, or a modified or unmodified variant thereof.

[00614] An RNAi agent comprising a first and a second strand, wherein the first strand comprises at least 15 contiguous nucleotides differing by 0, 1, 2, or 3 nt from a first strand, and the second strand comprises at least 15 contiguous nucleotides differing by 0, 1, 2, or 3 nt from the second strand of: hs_HSF1_2034_A83_S36, or a modified or unmodified variant thereof.

[00615] An RNAi agent comprising a first and a second strand, wherein the first strand comprises at least 15 contiguous nucleotides differing by 0, 1, 2, or 3 nt from a first strand, and the second strand comprises at least 15 contiguous nucleotides differing by 0, 1, 2, or 3 nt from the second strand of: hs_HSF1_2034_A84_S36, or a modified or unmodified variant thereof.

[00616] An RNAi agent comprising a first and a second strand, wherein the first strand comprises at least 15 contiguous nucleotides differing by 0, 1, 2, or 3 nt from a first strand, and the second strand comprises at least 15 contiguous nucleotides differing by 0, 1, 2, or 3 nt from the second strand of: hs_HSF1_2138_A22_S26, or a modified or unmodified variant thereof.

[00617] An RNAi agent comprising a first and a second strand, wherein the first strand comprises at least 15 contiguous nucleotides differing by 0, 1, 2, or 3 nt from a first strand, and the

second strand comprises at least 15 contiguous nucleotides differing by 0, 1, 2, or 3 nt from the second strand of: hs_HSF1_2138_A25_S27, or a modified or unmodified variant thereof.

[00618] An RNAi agent comprising a first and a second strand, wherein the first strand comprises at least 15 contiguous nucleotides differing by 0, 1, 2, or 3 nt from a first strand, and the second strand comprises at least 15 contiguous nucleotides differing by 0, 1, 2, or 3 nt from the second strand of: hs_HSF1_2138_A81_S26, or a modified or unmodified variant thereof.

[00619] An RNAi agent comprising a first and a second strand, wherein the first strand comprises at least 15 contiguous nucleotides differing by 0, 1, 2, or 3 nt from a first strand, and the second strand comprises at least 15 contiguous nucleotides differing by 0, 1, 2, or 3 nt from the second strand of: hs_HSF1_2138_A48_S26, or a modified or unmodified variant thereof.

[00620] An RNAi agent comprising a first and a second strand, wherein the first strand comprises at least 15 contiguous nucleotides differing by 0, 1, 2, or 3 nt from a first strand, and the second strand comprises at least 15 contiguous nucleotides differing by 0, 1, 2, or 3 nt from the second strand of: hs_HSF1_2138_A82_S36, or a modified or unmodified variant thereof.

[00621] An RNAi agent comprising a first and a second strand, wherein the first strand comprises at least 15 contiguous nucleotides differing by 0, 1, 2, or 3 nt from a first strand, and the second strand comprises at least 15 contiguous nucleotides differing by 0, 1, 2, or 3 nt from the second strand of: hs_HSF1_2138_A83_S36, or a modified or unmodified variant thereof.

[00622] An RNAi agent comprising a first and a second strand, wherein the first strand comprises at least 15 contiguous nucleotides differing by 0, 1, 2, or 3 nt from a first strand, and the second strand comprises at least 15 contiguous nucleotides differing by 0, 1, 2, or 3 nt from the second strand of: hs_HSF1_2138_A84_S36, or a modified or unmodified variant thereof.

[00623] An RNAi agent comprising a first and a second strand, wherein the first strand comprises at least 15 contiguous nucleotides differing by 0, 1, 2, or 3 nt from a first strand, and the second strand comprises at least 15 contiguous nucleotides differing by 0, 1, 2, or 3 nt from the second strand of: hs_HSF1_2153_A22_S26, or a modified or unmodified variant thereof.

[00624] An RNAi agent comprising a first and a second strand, wherein the first strand comprises at least 15 contiguous nucleotides differing by 0, 1, 2, or 3 nt from a first strand, and the second strand comprises at least 15 contiguous nucleotides differing by 0, 1, 2, or 3 nt from the second strand of: hs_HSF1_2153_A25_S27, or a modified or unmodified variant thereof.

[00625] An RNAi agent comprising a first and a second strand, wherein the first strand comprises at least 15 contiguous nucleotides differing by 0, 1, 2, or 3 nt from a first strand, and the second strand comprises at least 15 contiguous nucleotides differing by 0, 1, 2, or 3 nt from the second strand of: hs_HSF1_2153_A81_S26, or a modified or unmodified variant thereof.

[00626] An RNAi agent comprising a first and a second strand, wherein the first strand comprises at least 15 contiguous nucleotides differing by 0, 1, 2, or 3 nt from a first strand, and the

second strand comprises at least 15 contiguous nucleotides differing by 0, 1, 2, or 3 nt from the second strand of: hs_HSF1_2153_A48_S26, or a modified or unmodified variant thereof.

[00627] An RNAi agent comprising a first and a second strand, wherein the first strand comprises at least 15 contiguous nucleotides differing by 0, 1, 2, or 3 nt from a first strand, and the second strand comprises at least 15 contiguous nucleotides differing by 0, 1, 2, or 3 nt from the second strand of: hs_HSF1_2153_A82_S36, or a modified or unmodified variant thereof.

[00628] An RNAi agent comprising a first and a second strand, wherein the first strand comprises at least 15 contiguous nucleotides differing by 0, 1, 2, or 3 nt from a first strand, and the second strand comprises at least 15 contiguous nucleotides differing by 0, 1, 2, or 3 nt from the second strand of: hs_HSF1_2153_A83_S36, or a modified or unmodified variant thereof.

[00629] An RNAi agent comprising a first and a second strand, wherein the first strand comprises at least 15 contiguous nucleotides differing by 0, 1, 2, or 3 nt from a first strand, and the second strand comprises at least 15 contiguous nucleotides differing by 0, 1, 2, or 3 nt from the second strand of: hs_HSF1_2153_A84_S36, or a modified or unmodified variant thereof.

[00630] An RNAi agent comprising a first and a second strand, wherein the first strand comprises at least 15 contiguous nucleotides differing by 0, 1, 2, or 3 nt from a first strand, and the second strand comprises at least 15 contiguous nucleotides differing by 0, 1, 2, or 3 nt from the second strand of: hs_HSF1_2154_A22_S26, or a modified or unmodified variant thereof.

[00631] An RNAi agent comprising a first and a second strand, wherein the first strand comprises at least 15 contiguous nucleotides differing by 0, 1, 2, or 3 nt from a first strand, and the second strand comprises at least 15 contiguous nucleotides differing by 0, 1, 2, or 3 nt from the second strand of: hs_HSF1_2154_A25_S27, or a modified or unmodified variant thereof.

[00632] An RNAi agent comprising a first and a second strand, wherein the first strand comprises at least 15 contiguous nucleotides differing by 0, 1, 2, or 3 nt from a first strand, and the second strand comprises at least 15 contiguous nucleotides differing by 0, 1, 2, or 3 nt from the second strand of: hs_HSF1_2154_A81_S26, or a modified or unmodified variant thereof.

[00633] An RNAi agent comprising a first and a second strand, wherein the first strand comprises at least 15 contiguous nucleotides differing by 0, 1, 2, or 3 nt from a first strand, and the second strand comprises at least 15 contiguous nucleotides differing by 0, 1, 2, or 3 nt from the second strand of: hs_HSF1_2154_A48_S26, or a modified or unmodified variant thereof.

[00634] An RNAi agent comprising a first and a second strand, wherein the first strand comprises at least 15 contiguous nucleotides differing by 0, 1, 2, or 3 nt from a first strand, and the second strand comprises at least 15 contiguous nucleotides differing by 0, 1, 2, or 3 nt from the second strand of: hs_HSF1_2154_A82_S36, or a modified or unmodified variant thereof.

[00635] An RNAi agent comprising a first and a second strand, wherein the first strand comprises at least 15 contiguous nucleotides differing by 0, 1, 2, or 3 nt from a first strand, and the

second strand comprises at least 15 contiguous nucleotides differing by 0, 1, 2, or 3 nt from the second strand of: hs_HSF1_2154_A83_S36, or a modified or unmodified variant thereof.

[00636] An RNAi agent comprising a first and a second strand, wherein the first strand comprises at least 15 contiguous nucleotides differing by 0, 1, 2, or 3 nt from a first strand, and the second strand comprises at least 15 contiguous nucleotides differing by 0, 1, 2, or 3 nt from the second strand of: hs_HSF1_2154_A84_S36, or a modified or unmodified variant thereof.

[00637] In various embodiments wherein a RNAi agent is said to comprise a first strand and/or a second strand comprising a particular sequence (or a portion thereof which is least 15 contiguous nucleotides differing by 0, 1, 2, or 3 nt), it is meant that the cited strand can be longer than the referenced sequence, for example, it can be up to about 30 nucleotides in length, or further comprise any number of nucleotides, e.g., 1, 2, 3, 4, 5, 6, 7, 8, 9, 10, etc.

[00638] Additional particular specific embodiments.

[00639] In various embodiments, the disclosure comprises a RNAi agent comprising a sense and an antisense strand, wherein the antisense strand comprises at least 15 contiguous nucleotides differing by 0, 1, 2, or 3 nt from the antisense strand of any RNAi agent disclosed herein.

[00640] Thus, in various embodiments the disclosure encompasses:

[00641] An RNAi agent comprising a sense and an antisense strand, wherein the antisense strand comprises at least 15 contiguous nucleotides differing by 0, 1, 2, or 3 nt from the antisense strand of: hs_HSF1_175_A22_S26, or a modified or unmodified variant thereof.

[00642] An RNAi agent comprising a sense and an antisense strand, wherein the antisense strand comprises at least 15 contiguous nucleotides differing by 0, 1, 2, or 3 nt from the antisense strand of: hs_HSF1_175_A25_S27, or a modified or unmodified variant thereof.

[00643] An RNAi agent comprising a sense and an antisense strand, wherein the antisense strand comprises at least 15 contiguous nucleotides differing by 0, 1, 2, or 3 nt from the antisense strand of: hs_HSF1_175_A81_S26, or a modified or unmodified variant thereof.

[00644] An RNAi agent comprising a sense and an antisense strand, wherein the antisense strand comprises at least 15 contiguous nucleotides differing by 0, 1, 2, or 3 nt from the antisense strand of: hs_HSF1_175_A48_S26, or a modified or unmodified variant thereof.

[00645] An RNAi agent comprising a sense and an antisense strand, wherein the antisense strand comprises at least 15 contiguous nucleotides differing by 0, 1, 2, or 3 nt from the antisense strand of: hs_HSF1_175_A82_S36, or a modified or unmodified variant thereof.

[00646] An RNAi agent comprising a sense and an antisense strand, wherein the antisense strand comprises at least 15 contiguous nucleotides differing by 0, 1, 2, or 3 nt from the antisense strand of: hs_HSF1_175_A83_S36, or a modified or unmodified variant thereof.

[00647] An RNAi agent comprising a sense and an antisense strand, wherein the antisense strand comprises at least 15 contiguous nucleotides differing by 0, 1, 2, or 3 nt from the antisense strand of: hs_HSF1_175_A84_S36, or a modified or unmodified variant thereof.

[00648] An RNAi agent comprising a sense and an antisense strand, wherein the antisense strand comprises at least 15 contiguous nucleotides differing by 0, 1, 2, or 3 nt from the antisense strand of: hs_HSF1_517_A22_S26, or a modified or unmodified variant thereof.

[00649] An RNAi agent comprising a sense and an antisense strand, wherein the antisense strand comprises at least 15 contiguous nucleotides differing by 0, 1, 2, or 3 nt from the antisense strand of: hs_HSF1_517_A25_S27, or a modified or unmodified variant thereof.

[00650] An RNAi agent comprising a sense and an antisense strand, wherein the antisense strand comprises at least 15 contiguous nucleotides differing by 0, 1, 2, or 3 nt from the antisense strand of: hs_HSF1_517_A81_S26, or a modified or unmodified variant thereof.

[00651] An RNAi agent comprising a sense and an antisense strand, wherein the antisense strand comprises at least 15 contiguous nucleotides differing by 0, 1, 2, or 3 nt from the antisense strand of: hs_HSF1_517_A48_S26, or a modified or unmodified variant thereof.

[00652] An RNAi agent comprising a sense and an antisense strand, wherein the antisense strand comprises at least 15 contiguous nucleotides differing by 0, 1, 2, or 3 nt from the antisense strand of: hs_HSF1_517_A82_S36, or a modified or unmodified variant thereof.

[00653] An RNAi agent comprising a sense and an antisense strand, wherein the antisense strand comprises at least 15 contiguous nucleotides differing by 0, 1, 2, or 3 nt from the antisense strand of: hs_HSF1_517_A83_S36, or a modified or unmodified variant thereof.

[00654] An RNAi agent comprising a sense and an antisense strand, wherein the antisense strand comprises at least 15 contiguous nucleotides differing by 0, 1, 2, or 3 nt from the antisense strand of: hs_HSF1_517_A84_S36, or a modified or unmodified variant thereof.

[00655] An RNAi agent comprising a sense and an antisense strand, wherein the antisense strand comprises at least 15 contiguous nucleotides differing by 0, 1, 2, or 3 nt from the antisense strand of: hs_HSF1_562_A22_S26, or a modified or unmodified variant thereof.

[00656] An RNAi agent comprising a sense and an antisense strand, wherein the antisense strand comprises at least 15 contiguous nucleotides differing by 0, 1, 2, or 3 nt from the antisense strand of: hs_HSF1_562_A25_S27, or a modified or unmodified variant thereof.

[00657] An RNAi agent comprising a sense and an antisense strand, wherein the antisense strand comprises at least 15 contiguous nucleotides differing by 0, 1, 2, or 3 nt from the antisense strand of: hs_HSF1_562_A81_S26, or a modified or unmodified variant thereof.

[00658] An RNAi agent comprising a sense and an antisense strand, wherein the antisense strand comprises at least 15 contiguous nucleotides differing by 0, 1, 2, or 3 nt from the antisense strand of: hs_HSF1_562_A48_S26, or a modified or unmodified variant thereof.

[00659] An RNAi agent comprising a sense and an antisense strand, wherein the antisense strand comprises at least 15 contiguous nucleotides differing by 0, 1, 2, or 3 nt from the antisense strand of: hs_HSF1_562_A82_S36, or a modified or unmodified variant thereof.

[00660] An RNAi agent comprising a sense and an antisense strand, wherein the antisense strand comprises at least 15 contiguous nucleotides differing by 0, 1, 2, or 3 nt from the antisense strand of: hs_HSF1_562_A83_S36, or a modified or unmodified variant thereof.

[00661] An RNAi agent comprising a sense and an antisense strand, wherein the antisense strand comprises at least 15 contiguous nucleotides differing by 0, 1, 2, or 3 nt from the antisense strand of: hs_HSF1_562_A84_S36, or a modified or unmodified variant thereof.

[00662] An RNAi agent comprising a sense and an antisense strand, wherein the antisense strand comprises at least 15 contiguous nucleotides differing by 0, 1, 2, or 3 nt from the antisense strand of: hs_HSF1_751_A22_S26, or a modified or unmodified variant thereof.

[00663] An RNAi agent comprising a sense and an antisense strand, wherein the antisense strand comprises at least 15 contiguous nucleotides differing by 0, 1, 2, or 3 nt from the antisense strand of: hs_HSF1_751_A25_S27, or a modified or unmodified variant thereof.

[00664] An RNAi agent comprising a sense and an antisense strand, wherein the antisense strand comprises at least 15 contiguous nucleotides differing by 0, 1, 2, or 3 nt from the antisense strand of: hs_HSF1_751_A81_S26, or a modified or unmodified variant thereof.

[00665] An RNAi agent comprising a sense and an antisense strand, wherein the antisense strand comprises at least 15 contiguous nucleotides differing by 0, 1, 2, or 3 nt from the antisense strand of: hs_HSF1_751_A48_S26, or a modified or unmodified variant thereof.

[00666] An RNAi agent comprising a sense and an antisense strand, wherein the antisense strand comprises at least 15 contiguous nucleotides differing by 0, 1, 2, or 3 nt from the antisense strand of: hs_HSF1_751_A82_S36, or a modified or unmodified variant thereof.

[00667] An RNAi agent comprising a sense and an antisense strand, wherein the antisense strand comprises at least 15 contiguous nucleotides differing by 0, 1, 2, or 3 nt from the antisense strand of: hs_HSF1_751_A83_S36, or a modified or unmodified variant thereof.

[00668] An RNAi agent comprising a sense and an antisense strand, wherein the antisense strand comprises at least 15 contiguous nucleotides differing by 0, 1, 2, or 3 nt from the antisense strand of: hs_HSF1_751_A84_S36, or a modified or unmodified variant thereof.

[00669] An RNAi agent comprising a sense and an antisense strand, wherein the antisense strand comprises at least 15 contiguous nucleotides differing by 0, 1, 2, or 3 nt from the antisense strand of: hs_HSF1_755_A22_S26, or a modified or unmodified variant thereof.

[00670] An RNAi agent comprising a sense and an antisense strand, wherein the antisense strand comprises at least 15 contiguous nucleotides differing by 0, 1, 2, or 3 nt from the antisense strand of: hs_HSF1_755_A25_S27, or a modified or unmodified variant thereof.

[00671] An RNAi agent comprising a sense and an antisense strand, wherein the antisense strand comprises at least 15 contiguous nucleotides differing by 0, 1, 2, or 3 nt from the antisense strand of: hs_HSF1_755_A81_S26, or a modified or unmodified variant thereof.

[00672] An RNAi agent comprising a sense and an antisense strand, wherein the antisense strand comprises at least 15 contiguous nucleotides differing by 0, 1, 2, or 3 nt from the antisense strand of: hs_HSF1_755_A48_S26, or a modified or unmodified variant thereof.

[00673] An RNAi agent comprising a sense and an antisense strand, wherein the antisense strand comprises at least 15 contiguous nucleotides differing by 0, 1, 2, or 3 nt from the antisense strand of: hs_HSF1_755_A82_S36, or a modified or unmodified variant thereof.

[00674] An RNAi agent comprising a sense and an antisense strand, wherein the antisense strand comprises at least 15 contiguous nucleotides differing by 0, 1, 2, or 3 nt from the antisense strand of: hs_HSF1_755_A83_S36, or a modified or unmodified variant thereof.

[00675] An RNAi agent comprising a sense and an antisense strand, wherein the antisense strand comprises at least 15 contiguous nucleotides differing by 0, 1, 2, or 3 nt from the antisense strand of: hs_HSF1_755_A84_S36, or a modified or unmodified variant thereof.

[00676] An RNAi agent comprising a sense and an antisense strand, wherein the antisense strand comprises at least 15 contiguous nucleotides differing by 0, 1, 2, or 3 nt from the antisense strand of: hs_HSF1_846_A22_S26, or a modified or unmodified variant thereof.

[00677] An RNAi agent comprising a sense and an antisense strand, wherein the antisense strand comprises at least 15 contiguous nucleotides differing by 0, 1, 2, or 3 nt from the antisense strand of: hs_HSF1_846_A25_S27, or a modified or unmodified variant thereof.

[00678] An RNAi agent comprising a sense and an antisense strand, wherein the antisense strand comprises at least 15 contiguous nucleotides differing by 0, 1, 2, or 3 nt from the antisense strand of: hs_HSF1_846_A81_S26, or a modified or unmodified variant thereof.

[00679] An RNAi agent comprising a sense and an antisense strand, wherein the antisense strand comprises at least 15 contiguous nucleotides differing by 0, 1, 2, or 3 nt from the antisense strand of: hs_HSF1_846_A48_S26, or a modified or unmodified variant thereof.

[00680] An RNAi agent comprising a sense and an antisense strand, wherein the antisense strand comprises at least 15 contiguous nucleotides differing by 0, 1, 2, or 3 nt from the antisense strand of: hs_HSF1_846_A82_S36, or a modified or unmodified variant thereof.

[00681] An RNAi agent comprising a sense and an antisense strand, wherein the antisense strand comprises at least 15 contiguous nucleotides differing by 0, 1, 2, or 3 nt from the antisense strand of: hs_HSF1_846_A83_S36, or a modified or unmodified variant thereof.

[00682] An RNAi agent comprising a sense and an antisense strand, wherein the antisense strand comprises at least 15 contiguous nucleotides differing by 0, 1, 2, or 3 nt from the antisense strand of: hs_HSF1_846_A84_S36, or a modified or unmodified variant thereof.

[00683] An RNAi agent comprising a sense and an antisense strand, wherein the antisense strand comprises at least 15 contiguous nucleotides differing by 0, 1, 2, or 3 nt from the antisense strand of: hs_HSF1_1360_A22_S26, or a modified or unmodified variant thereof.

[00684] An RNAi agent comprising a sense and an antisense strand, wherein the antisense strand comprises at least 15 contiguous nucleotides differing by 0, 1, 2, or 3 nt from the antisense strand of: hs_HSF1_1360_A25_S27, or a modified or unmodified variant thereof.

[00685] An RNAi agent comprising a sense and an antisense strand, wherein the antisense strand comprises at least 15 contiguous nucleotides differing by 0, 1, 2, or 3 nt from the antisense strand of: hs_HSF1_1360_A81_S26, or a modified or unmodified variant thereof.

[00686] An RNAi agent comprising a sense and an antisense strand, wherein the antisense strand comprises at least 15 contiguous nucleotides differing by 0, 1, 2, or 3 nt from the antisense strand of: hs_HSF1_1360_A48_S26, or a modified or unmodified variant thereof.

[00687] An RNAi agent comprising a sense and an antisense strand, wherein the antisense strand comprises at least 15 contiguous nucleotides differing by 0, 1, 2, or 3 nt from the antisense strand of: hs_HSF1_1360_A82_S36, or a modified or unmodified variant thereof.

[00688] An RNAi agent comprising a sense and an antisense strand, wherein the antisense strand comprises at least 15 contiguous nucleotides differing by 0, 1, 2, or 3 nt from the antisense strand of: hs_HSF1_1360_A83_S36, or a modified or unmodified variant thereof.

[00689] An RNAi agent comprising a sense and an antisense strand, wherein the antisense strand comprises at least 15 contiguous nucleotides differing by 0, 1, 2, or 3 nt from the antisense strand of: hs_HSF1_1360_A84_S36, or a modified or unmodified variant thereof.

[00690] An RNAi agent comprising a sense and an antisense strand, wherein the antisense strand comprises at least 15 contiguous nucleotides differing by 0, 1, 2, or 3 nt from the antisense strand of: hs_HSF1_2030_A22_S26, or a modified or unmodified variant thereof.

[00691] An RNAi agent comprising a sense and an antisense strand, wherein the antisense strand comprises at least 15 contiguous nucleotides differing by 0, 1, 2, or 3 nt from the antisense strand of: hs_HSF1_2030_A25_S27, or a modified or unmodified variant thereof.

[00692] An RNAi agent comprising a sense and an antisense strand, wherein the antisense strand comprises at least 15 contiguous nucleotides differing by 0, 1, 2, or 3 nt from the antisense strand of: hs_HSF1_2030_A81_S26, or a modified or unmodified variant thereof.

[00693] An RNAi agent comprising a sense and an antisense strand, wherein the antisense strand comprises at least 15 contiguous nucleotides differing by 0, 1, 2, or 3 nt from the antisense strand of: hs_HSF1_2030_A48_S26, or a modified or unmodified variant thereof.

[00694] An RNAi agent comprising a sense and an antisense strand, wherein the antisense strand comprises at least 15 contiguous nucleotides differing by 0, 1, 2, or 3 nt from the antisense strand of: hs_HSF1_2030_A82_S36, or a modified or unmodified variant thereof.

[00695] An RNAi agent comprising a sense and an antisense strand, wherein the antisense strand comprises at least 15 contiguous nucleotides differing by 0, 1, 2, or 3 nt from the antisense strand of: hs_HSF1_2030_A83_S36, or a modified or unmodified variant thereof.

[00696] An RNAi agent comprising a sense and an antisense strand, wherein the antisense strand comprises at least 15 contiguous nucleotides differing by 0, 1, 2, or 3 nt from the antisense strand of: hs_HSF1_2030_A84_S36, or a modified or unmodified variant thereof.

[00697] An RNAi agent comprising a sense and an antisense strand, wherein the antisense strand comprises at least 15 contiguous nucleotides differing by 0, 1, 2, or 3 nt from the antisense strand of: hs_HSF1_2034_A22_S26, or a modified or unmodified variant thereof.

[00698] An RNAi agent comprising a sense and an antisense strand, wherein the antisense strand comprises at least 15 contiguous nucleotides differing by 0, 1, 2, or 3 nt from the antisense strand of: hs_HSF1_2034_A25_S27, or a modified or unmodified variant thereof.

[00699] An RNAi agent comprising a sense and an antisense strand, wherein the antisense strand comprises at least 15 contiguous nucleotides differing by 0, 1, 2, or 3 nt from the antisense strand of: hs_HSF1_2034_A81_S26, or a modified or unmodified variant thereof.

[00700] An RNAi agent comprising a sense and an antisense strand, wherein the antisense strand comprises at least 15 contiguous nucleotides differing by 0, 1, 2, or 3 nt from the antisense strand of: hs_HSF1_2034_A48_S26, or a modified or unmodified variant thereof.

[00701] An RNAi agent comprising a sense and an antisense strand, wherein the antisense strand comprises at least 15 contiguous nucleotides differing by 0, 1, 2, or 3 nt from the antisense strand of: hs_HSF1_2034_A82_S36, or a modified or unmodified variant thereof.

[00702] An RNAi agent comprising a sense and an antisense strand, wherein the antisense strand comprises at least 15 contiguous nucleotides differing by 0, 1, 2, or 3 nt from the antisense strand of: hs_HSF1_2034_A83_S36, or a modified or unmodified variant thereof.

[00703] An RNAi agent comprising a sense and an antisense strand, wherein the antisense strand comprises at least 15 contiguous nucleotides differing by 0, 1, 2, or 3 nt from the antisense strand of: hs_HSF1_2034_A84_S36, or a modified or unmodified variant thereof.

[00704] An RNAi agent comprising a sense and an antisense strand, wherein the antisense strand comprises at least 15 contiguous nucleotides differing by 0, 1, 2, or 3 nt from the antisense strand of: hs_HSF1_2138_A22_S26, or a modified or unmodified variant thereof.

[00705] An RNAi agent comprising a sense and an antisense strand, wherein the antisense strand comprises at least 15 contiguous nucleotides differing by 0, 1, 2, or 3 nt from the antisense strand of: hs_HSF1_2138_A25_S27, or a modified or unmodified variant thereof.

[00706] An RNAi agent comprising a sense and an antisense strand, wherein the antisense strand comprises at least 15 contiguous nucleotides differing by 0, 1, 2, or 3 nt from the antisense strand of: hs_HSF1_2138_A81_S26, or a modified or unmodified variant thereof.

[00707] An RNAi agent comprising a sense and an antisense strand, wherein the antisense strand comprises at least 15 contiguous nucleotides differing by 0, 1, 2, or 3 nt from the antisense strand of: hs_HSF1_2138_A48_S26, or a modified or unmodified variant thereof.

[00708] An RNAi agent comprising a sense and an antisense strand, wherein the antisense strand comprises at least 15 contiguous nucleotides differing by 0, 1, 2, or 3 nt from the antisense strand of: hs_HSF1_2138_A82_S36, or a modified or unmodified variant thereof.

[00709] An RNAi agent comprising a sense and an antisense strand, wherein the antisense strand comprises at least 15 contiguous nucleotides differing by 0, 1, 2, or 3 nt from the antisense strand of: hs_HSF1_2138_A83_S36, or a modified or unmodified variant thereof.

[00710] An RNAi agent comprising a sense and an antisense strand, wherein the antisense strand comprises at least 15 contiguous nucleotides differing by 0, 1, 2, or 3 nt from the antisense strand of: hs_HSF1_2138_A84_S36, or a modified or unmodified variant thereof.

[00711] An RNAi agent comprising a sense and an antisense strand, wherein the antisense strand comprises at least 15 contiguous nucleotides differing by 0, 1, 2, or 3 nt from the antisense strand of: hs_HSF1_2153_A22_S26, or a modified or unmodified variant thereof.

[00712] An RNAi agent comprising a sense and an antisense strand, wherein the antisense strand comprises at least 15 contiguous nucleotides differing by 0, 1, 2, or 3 nt from the antisense strand of: hs_HSF1_2153_A25_S27, or a modified or unmodified variant thereof.

[00713] An RNAi agent comprising a sense and an antisense strand, wherein the antisense strand comprises at least 15 contiguous nucleotides differing by 0, 1, 2, or 3 nt from the antisense strand of: hs_HSF1_2153_A81_S26, or a modified or unmodified variant thereof.

[00714] An RNAi agent comprising a sense and an antisense strand, wherein the antisense strand comprises at least 15 contiguous nucleotides differing by 0, 1, 2, or 3 nt from the antisense strand of: hs_HSF1_2153_A48_S26, or a modified or unmodified variant thereof.

[00715] An RNAi agent comprising a sense and an antisense strand, wherein the antisense strand comprises at least 15 contiguous nucleotides differing by 0, 1, 2, or 3 nt from the antisense strand of: hs_HSF1_2153_A82_S36, or a modified or unmodified variant thereof.

[00716] An RNAi agent comprising a sense and an antisense strand, wherein the antisense strand comprises at least 15 contiguous nucleotides differing by 0, 1, 2, or 3 nt from the antisense strand of: hs_HSF1_2153_A83_S36, or a modified or unmodified variant thereof.

[00717] An RNAi agent comprising a sense and an antisense strand, wherein the antisense strand comprises at least 15 contiguous nucleotides differing by 0, 1, 2, or 3 nt from the antisense strand of: hs_HSF1_2153_A84_S36, or a modified or unmodified variant thereof.

[00718] An RNAi agent comprising a sense and an antisense strand, wherein the antisense strand comprises at least 15 contiguous nucleotides differing by 0, 1, 2, or 3 nt from the antisense strand of: hs_HSF1_2154_A22_S26, or a modified or unmodified variant thereof.

[00719] An RNAi agent comprising a sense and an antisense strand, wherein the antisense strand comprises at least 15 contiguous nucleotides differing by 0, 1, 2, or 3 nt from the antisense strand of: hs_HSF1_2154_A25_S27, or a modified or unmodified variant thereof.

[00720] An RNAi agent comprising a sense and an antisense strand, wherein the antisense strand comprises at least 15 contiguous nucleotides differing by 0, 1, 2, or 3 nt from the antisense strand of: hs_HSF1_2154_A81_S26, or a modified or unmodified variant thereof.

[00721] An RNAi agent comprising a sense and an antisense strand, wherein the antisense strand comprises at least 15 contiguous nucleotides differing by 0, 1, 2, or 3 nt from the antisense strand of: hs_HSF1_2154_A48_S26, or a modified or unmodified variant thereof.

[00722] An RNAi agent comprising a sense and an antisense strand, wherein the antisense strand comprises at least 15 contiguous nucleotides differing by 0, 1, 2, or 3 nt from the antisense strand of: hs_HSF1_2154_A82_S36, or a modified or unmodified variant thereof.

[00723] An RNAi agent comprising a sense and an antisense strand, wherein the antisense strand comprises at least 15 contiguous nucleotides differing by 0, 1, 2, or 3 nt from the antisense strand of: hs_HSF1_2154_A83_S36, or a modified or unmodified variant thereof.

[00724] An RNAi agent comprising a sense and an antisense strand, wherein the antisense strand comprises at least 15 contiguous nucleotides differing by 0, 1, 2, or 3 nt from the antisense strand of: hs_HSF1_2154_A84_S36, or a modified or unmodified variant thereof.

[00725] In various embodiments wherein a RNAi agent is said to comprise a first strand and/or a second strand comprising a particular sequence (or a portion thereof which is least 15 contiguous nucleotides differing by 0, 1, 2, or 3 nt), it is meant that the cited strand can be longer than the referenced sequence, for example, it can be up to about 30 nucleotides in length, or further comprise any number of nucleotides, e.g., about 1, 2, 3, 4, 5, 6, 7, 8, 9, 10, etc.

[00726] **Additional particular embodiments.**

[00727] In various embodiments, the disclosure comprises a RNAi agent comprising a sense and an antisense strand, wherein the antisense strand comprises or consists of the antisense strand of any RNAi agent disclosed herein.

[00728] Thus, the following are provided as examples of the various embodiments.

[00729] The disclosure encompasses:

[00730] An RNAi agent comprising a sense and an antisense strand, wherein the sequence of the antisense strand comprises or consists of the sequence of the antisense strand of: hs_HSF1_175_A22_S26, or a modified or unmodified variant thereof.

[00731] An RNAi agent comprising a sense and an antisense strand, wherein the sequence of the antisense strand comprises or consists of the sequence of the antisense strand of: hs_HSF1_175_A25_S27, or a modified or unmodified variant thereof.

[00732] An RNAi agent comprising a sense and an antisense strand, wherein the sequence of the antisense strand comprises or consists of the sequence of the antisense strand of:

hs_HSF1_175_A81_S26, or a modified or unmodified variant thereof.

[00733] An RNAi agent comprising a sense and an antisense strand, wherein the sequence of the antisense strand comprises or consists of the sequence of the antisense strand of:

hs_HSF1_175_A48_S26, or a modified or unmodified variant thereof.

[00734] An RNAi agent comprising a sense and an antisense strand, wherein the sequence of the antisense strand comprises or consists of the sequence of the antisense strand of:

hs_HSF1_175_A82_S36, or a modified or unmodified variant thereof.

[00735] An RNAi agent comprising a sense and an antisense strand, wherein the sequence of the antisense strand comprises or consists of the sequence of the antisense strand of:

hs_HSF1_175_A83_S36, or a modified or unmodified variant thereof.

[00736] An RNAi agent comprising a sense and an antisense strand, wherein the sequence of the antisense strand comprises or consists of the sequence of the antisense strand of:

hs_HSF1_175_A84_S36, or a modified or unmodified variant thereof.

[00737] An RNAi agent comprising a sense and an antisense strand, wherein the sequence of the antisense strand comprises or consists of the sequence of the antisense strand of:

hs_HSF1_517_A22_S26, or a modified or unmodified variant thereof.

[00738] An RNAi agent comprising a sense and an antisense strand, wherein the sequence of the antisense strand comprises or consists of the sequence of the antisense strand of:

hs_HSF1_517_A25_S27, or a modified or unmodified variant thereof.

[00739] An RNAi agent comprising a sense and an antisense strand, wherein the sequence of the antisense strand comprises or consists of the sequence of the antisense strand of:

hs_HSF1_517_A81_S26, or a modified or unmodified variant thereof.

[00740] An RNAi agent comprising a sense and an antisense strand, wherein the sequence of the antisense strand comprises or consists of the sequence of the antisense strand of:

hs_HSF1_517_A48_S26, or a modified or unmodified variant thereof.

[00741] An RNAi agent comprising a sense and an antisense strand, wherein the sequence of the antisense strand comprises or consists of the sequence of the antisense strand of:

hs_HSF1_517_A82_S36, or a modified or unmodified variant thereof.

[00742] An RNAi agent comprising a sense and an antisense strand, wherein the sequence of the antisense strand comprises or consists of the sequence of the antisense strand of:

hs_HSF1_517_A83_S36, or a modified or unmodified variant thereof.

[00743] An RNAi agent comprising a sense and an antisense strand, wherein the sequence of the antisense strand comprises or consists of the sequence of the antisense strand of:

hs_HSF1_517_A84_S36, or a modified or unmodified variant thereof.

[00744] An RNAi agent comprising a sense and an antisense strand, wherein the sequence of the antisense strand comprises or consists of the sequence of the antisense strand of:

hs_HSF1_562_A22_S26, or a modified or unmodified variant thereof.

[00745] An RNAi agent comprising a sense and an antisense strand, wherein the sequence of the antisense strand comprises or consists of the sequence of the antisense strand of:

hs_HSF1_562_A25_S27, or a modified or unmodified variant thereof.

[00746] An RNAi agent comprising a sense and an antisense strand, wherein the sequence of the antisense strand comprises or consists of the sequence of the antisense strand of:

hs_HSF1_562_A81_S26, or a modified or unmodified variant thereof.

[00747] An RNAi agent comprising a sense and an antisense strand, wherein the sequence of the antisense strand comprises or consists of the sequence of the antisense strand of:

hs_HSF1_562_A48_S26, or a modified or unmodified variant thereof.

[00748] An RNAi agent comprising a sense and an antisense strand, wherein the sequence of the antisense strand comprises or consists of the sequence of the antisense strand of:

hs_HSF1_562_A82_S36, or a modified or unmodified variant thereof.

[00749] An RNAi agent comprising a sense and an antisense strand, wherein the sequence of the antisense strand comprises or consists of the sequence of the antisense strand of:

hs_HSF1_562_A83_S36, or a modified or unmodified variant thereof.

[00750] An RNAi agent comprising a sense and an antisense strand, wherein the sequence of the antisense strand comprises or consists of the sequence of the antisense strand of:

hs_HSF1_562_A84_S36, or a modified or unmodified variant thereof.

[00751] An RNAi agent comprising a sense and an antisense strand, wherein the sequence of the antisense strand comprises or consists of the sequence of the antisense strand of:

hs_HSF1_751_A22_S26, or a modified or unmodified variant thereof.

[00752] An RNAi agent comprising a sense and an antisense strand, wherein the sequence of the antisense strand comprises or consists of the sequence of the antisense strand of:

hs_HSF1_751_A25_S27, or a modified or unmodified variant thereof.

[00753] An RNAi agent comprising a sense and an antisense strand, wherein the sequence of the antisense strand comprises or consists of the sequence of the antisense strand of:

hs_HSF1_751_A81_S26, or a modified or unmodified variant thereof.

[00754] An RNAi agent comprising a sense and an antisense strand, wherein the sequence of the antisense strand comprises or consists of the sequence of the antisense strand of:

hs_HSF1_751_A48_S26, or a modified or unmodified variant thereof.

[00755] An RNAi agent comprising a sense and an antisense strand, wherein the sequence of the antisense strand comprises or consists of the sequence of the antisense strand of:

hs_HSF1_751_A82_S36, or a modified or unmodified variant thereof.

[00756] An RNAi agent comprising a sense and an antisense strand, wherein the sequence of the antisense strand comprises or consists of the sequence of the antisense strand of:

hs_HSF1_751_A83_S36, or a modified or unmodified variant thereof.

[00757] An RNAi agent comprising a sense and an antisense strand, wherein the sequence of the antisense strand comprises or consists of the sequence of the antisense strand of:

hs_HSF1_751_A84_S36, or a modified or unmodified variant thereof.

[00758] An RNAi agent comprising a sense and an antisense strand, wherein the sequence of the antisense strand comprises or consists of the sequence of the antisense strand of:

hs_HSF1_755_A22_S26, or a modified or unmodified variant thereof.

[00759] An RNAi agent comprising a sense and an antisense strand, wherein the sequence of the antisense strand comprises or consists of the sequence of the antisense strand of:

hs_HSF1_755_A25_S27, or a modified or unmodified variant thereof.

[00760] An RNAi agent comprising a sense and an antisense strand, wherein the sequence of the antisense strand comprises or consists of the sequence of the antisense strand of:

hs_HSF1_755_A81_S26, or a modified or unmodified variant thereof.

[00761] An RNAi agent comprising a sense and an antisense strand, wherein the sequence of the antisense strand comprises or consists of the sequence of the antisense strand of:

hs_HSF1_755_A48_S26, or a modified or unmodified variant thereof.

[00762] An RNAi agent comprising a sense and an antisense strand, wherein the sequence of the antisense strand comprises or consists of the sequence of the antisense strand of:

hs_HSF1_755_A82_S36, or a modified or unmodified variant thereof.

[00763] An RNAi agent comprising a sense and an antisense strand, wherein the sequence of the antisense strand comprises or consists of the sequence of the antisense strand of:

hs_HSF1_755_A83_S36, or a modified or unmodified variant thereof.

[00764] An RNAi agent comprising a sense and an antisense strand, wherein the sequence of the antisense strand comprises or consists of the sequence of the antisense strand of:

hs_HSF1_755_A84_S36, or a modified or unmodified variant thereof.

[00765] An RNAi agent comprising a sense and an antisense strand, wherein the sequence of the antisense strand comprises or consists of the sequence of the antisense strand of:

hs_HSF1_846_A22_S26, or a modified or unmodified variant thereof.

[00766] An RNAi agent comprising a sense and an antisense strand, wherein the sequence of the antisense strand comprises or consists of the sequence of the antisense strand of:

hs_HSF1_846_A25_S27, or a modified or unmodified variant thereof.

[00767] An RNAi agent comprising a sense and an antisense strand, wherein the sequence of the antisense strand comprises or consists of the sequence of the antisense strand of:

hs_HSF1_846_A81_S26, or a modified or unmodified variant thereof.

[00768] An RNAi agent comprising a sense and an antisense strand, wherein the sequence of the antisense strand comprises or consists of the sequence of the antisense strand of:

hs_HSF1_846_A48_S26, or a modified or unmodified variant thereof.

[00769] An RNAi agent comprising a sense and an antisense strand, wherein the sequence of the antisense strand comprises or consists of the sequence of the antisense strand of:

hs_HSF1_846_A82_S36, or a modified or unmodified variant thereof.

[00770] An RNAi agent comprising a sense and an antisense strand, wherein the sequence of the antisense strand comprises or consists of the sequence of the antisense strand of:

hs_HSF1_846_A83_S36, or a modified or unmodified variant thereof.

[00771] An RNAi agent comprising a sense and an antisense strand, wherein the sequence of the antisense strand comprises or consists of the sequence of the antisense strand of:

hs_HSF1_846_A84_S36, or a modified or unmodified variant thereof.

[00772] An RNAi agent comprising a sense and an antisense strand, wherein the sequence of the antisense strand comprises or consists of the sequence of the antisense strand of:

hs_HSF1_1360_A22_S26, or a modified or unmodified variant thereof.

[00773] An RNAi agent comprising a sense and an antisense strand, wherein the sequence of the antisense strand comprises or consists of the sequence of the antisense strand of:

hs_HSF1_1360_A25_S27, or a modified or unmodified variant thereof.

[00774] An RNAi agent comprising a sense and an antisense strand, wherein the sequence of the antisense strand comprises or consists of the sequence of the antisense strand of:

hs_HSF1_1360_A81_S26, or a modified or unmodified variant thereof.

[00775] An RNAi agent comprising a sense and an antisense strand, wherein the sequence of the antisense strand comprises or consists of the sequence of the antisense strand of:

hs_HSF1_1360_A48_S26, or a modified or unmodified variant thereof.

[00776] An RNAi agent comprising a sense and an antisense strand, wherein the sequence of the antisense strand comprises or consists of the sequence of the antisense strand of:

hs_HSF1_1360_A82_S36, or a modified or unmodified variant thereof.

[00777] An RNAi agent comprising a sense and an antisense strand, wherein the sequence of the antisense strand comprises or consists of the sequence of the antisense strand of:

hs_HSF1_1360_A83_S36, or a modified or unmodified variant thereof.

[00778] An RNAi agent comprising a sense and an antisense strand, wherein the sequence of the antisense strand comprises or consists of the sequence of the antisense strand of:

hs_HSF1_1360_A84_S36, or a modified or unmodified variant thereof.

[00779] An RNAi agent comprising a sense and an antisense strand, wherein the sequence of the antisense strand comprises or consists of the sequence of the antisense strand of:

hs_HSF1_2030_A22_S26, or a modified or unmodified variant thereof.

[00780] An RNAi agent comprising a sense and an antisense strand, wherein the sequence of the antisense strand comprises or consists of the sequence of the antisense strand of:

hs_HSF1_2030_A25_S27, or a modified or unmodified variant thereof.

[00781] An RNAi agent comprising a sense and an antisense strand, wherein the sequence of the antisense strand comprises or consists of the sequence of the antisense strand of:

hs_HSF1_2030_A81_S26, or a modified or unmodified variant thereof.

[00782] An RNAi agent comprising a sense and an antisense strand, wherein the sequence of the antisense strand comprises or consists of the sequence of the antisense strand of:

hs_HSF1_2030_A48_S26, or a modified or unmodified variant thereof.

[00783] An RNAi agent comprising a sense and an antisense strand, wherein the sequence of the antisense strand comprises or consists of the sequence of the antisense strand of:

hs_HSF1_2030_A82_S36, or a modified or unmodified variant thereof.

[00784] An RNAi agent comprising a sense and an antisense strand, wherein the sequence of the antisense strand comprises or consists of the sequence of the antisense strand of:

hs_HSF1_2030_A83_S36, or a modified or unmodified variant thereof.

[00785] An RNAi agent comprising a sense and an antisense strand, wherein the sequence of the antisense strand comprises or consists of the sequence of the antisense strand of:

hs_HSF1_2030_A84_S36, or a modified or unmodified variant thereof.

[00786] An RNAi agent comprising a sense and an antisense strand, wherein the sequence of the antisense strand comprises or consists of the sequence of the antisense strand of:

hs_HSF1_2034_A22_S26, or a modified or unmodified variant thereof.

[00787] An RNAi agent comprising a sense and an antisense strand, wherein the sequence of the antisense strand comprises or consists of the sequence of the antisense strand of:

hs_HSF1_2034_A25_S27, or a modified or unmodified variant thereof.

[00788] An RNAi agent comprising a sense and an antisense strand, wherein the sequence of the antisense strand comprises or consists of the sequence of the antisense strand of:

hs_HSF1_2034_A81_S26, or a modified or unmodified variant thereof.

[00789] An RNAi agent comprising a sense and an antisense strand, wherein the sequence of the antisense strand comprises or consists of the sequence of the antisense strand of:

hs_HSF1_2034_A48_S26, or a modified or unmodified variant thereof.

[00790] An RNAi agent comprising a sense and an antisense strand, wherein the sequence of the antisense strand comprises or consists of the sequence of the antisense strand of:

hs_HSF1_2034_A82_S36, or a modified or unmodified variant thereof.

[00791] An RNAi agent comprising a sense and an antisense strand, wherein the sequence of the antisense strand comprises or consists of the sequence of the antisense strand of:

hs_HSF1_2034_A83_S36, or a modified or unmodified variant thereof.

[00792] An RNAi agent comprising a sense and an antisense strand, wherein the sequence of the antisense strand comprises or consists of the sequence of the antisense strand of:

hs_HSF1_2034_A84_S36, or a modified or unmodified variant thereof.

[00793] An RNAi agent comprising a sense and an antisense strand, wherein the sequence of the antisense strand comprises or consists of the sequence of the antisense strand of:

hs_HSF1_2138_A22_S26, or a modified or unmodified variant thereof.

[00794] An RNAi agent comprising a sense and an antisense strand, wherein the sequence of the antisense strand comprises or consists of the sequence of the antisense strand of:

hs_HSF1_2138_A25_S27, or a modified or unmodified variant thereof.

[00795] An RNAi agent comprising a sense and an antisense strand, wherein the sequence of the antisense strand comprises or consists of the sequence of the antisense strand of:

hs_HSF1_2138_A81_S26, or a modified or unmodified variant thereof.

[00796] An RNAi agent comprising a sense and an antisense strand, wherein the sequence of the antisense strand comprises or consists of the sequence of the antisense strand of:

hs_HSF1_2138_A48_S26, or a modified or unmodified variant thereof.

[00797] An RNAi agent comprising a sense and an antisense strand, wherein the sequence of the antisense strand comprises or consists of the sequence of the antisense strand of:

hs_HSF1_2138_A82_S36, or a modified or unmodified variant thereof.

[00798] An RNAi agent comprising a sense and an antisense strand, wherein the sequence of the antisense strand comprises or consists of the sequence of the antisense strand of:

hs_HSF1_2138_A83_S36, or a modified or unmodified variant thereof.

[00799] An RNAi agent comprising a sense and an antisense strand, wherein the sequence of the antisense strand comprises or consists of the sequence of the antisense strand of:

hs_HSF1_2138_A84_S36, or a modified or unmodified variant thereof.

[00800] An RNAi agent comprising a sense and an antisense strand, wherein the sequence of the antisense strand comprises or consists of the sequence of the antisense strand of:

hs_HSF1_2153_A22_S26, or a modified or unmodified variant thereof.

[00801] An RNAi agent comprising a sense and an antisense strand, wherein the sequence of the antisense strand comprises or consists of the sequence of the antisense strand of:

hs_HSF1_2153_A25_S27, or a modified or unmodified variant thereof.

[00802] An RNAi agent comprising a sense and an antisense strand, wherein the sequence of the antisense strand comprises or consists of the sequence of the antisense strand of:

hs_HSF1_2153_A81_S26, or a modified or unmodified variant thereof.

[00803] An RNAi agent comprising a sense and an antisense strand, wherein the sequence of the antisense strand comprises or consists of the sequence of the antisense strand of:

hs_HSF1_2153_A48_S26, or a modified or unmodified variant thereof.

[00804] An RNAi agent comprising a sense and an antisense strand, wherein the sequence of the antisense strand comprises or consists of the sequence of the antisense strand of:

hs_HSF1_2153_A82_S36, or a modified or unmodified variant thereof.

[00805] An RNAi agent comprising a sense and an antisense strand, wherein the sequence of the antisense strand comprises or consists of the sequence of the antisense strand of:

hs_HSF1_2153_A83_S36, or a modified or unmodified variant thereof.

[00806] An RNAi agent comprising a sense and an antisense strand, wherein the sequence of the antisense strand comprises or consists of the sequence of the antisense strand of:

hs_HSF1_2153_A84_S36, or a modified or unmodified variant thereof.

[00807] An RNAi agent comprising a sense and an antisense strand, wherein the sequence of the antisense strand comprises or consists of the sequence of the antisense strand of:

hs_HSF1_2154_A22_S26, or a modified or unmodified variant thereof.

[00808] An RNAi agent comprising a sense and an antisense strand, wherein the sequence of the antisense strand comprises or consists of the sequence of the antisense strand of:

hs_HSF1_2154_A25_S27, or a modified or unmodified variant thereof.

[00809] An RNAi agent comprising a sense and an antisense strand, wherein the sequence of the antisense strand comprises or consists of the sequence of the antisense strand of:

hs_HSF1_2154_A81_S26, or a modified or unmodified variant thereof.

[00810] An RNAi agent comprising a sense and an antisense strand, wherein the sequence of the antisense strand comprises or consists of the sequence of the antisense strand of:

hs_HSF1_2154_A48_S26, or a modified or unmodified variant thereof.

[00811] An RNAi agent comprising a sense and an antisense strand, wherein the sequence of the antisense strand comprises or consists of the sequence of the antisense strand of:

hs_HSF1_2154_A82_S36, or a modified or unmodified variant thereof.

[00812] An RNAi agent comprising a sense and an antisense strand, wherein the sequence of the antisense strand comprises or consists of the sequence of the antisense strand of:

hs_HSF1_2154_A83_S36, or a modified or unmodified variant thereof.

[00813] An RNAi agent comprising a sense and an antisense strand, wherein the sequence of the antisense strand comprises or consists of the sequence of the antisense strand of:

hs_HSF1_2154_A84_S36, or a modified or unmodified variant thereof.

[00814] In various embodiments, the disclosure comprises a RNAi agent comprising a sense and an antisense strand, wherein the antisense strand comprises at least 15 contiguous nucleotides differing by 0, 1, 2, or 3 nt from the antisense strand of any RNAi agent disclosed herein, or modified or unmodified variants thereof, wherein the antisense strand optionally further comprises about 0, 1, 2, 3, 4, 5, 6, 7, 8, 9, or 10 or more nt (or any range thereof, e.g., 0-1, 1-2, 1-3, 1-4 nt, etc.).

2016202437 18 Apr 2016

[00815] An RNAi agent comprising a sense and an antisense strand, wherein the antisense strand comprises at least 15 contiguous nucleotides differing by 0, 1, 2, or 3 nt from the antisense strand of: hs_HSF1_175_A22_S26 (SEQ ID NOs: 180 and 264; or SEQ ID NOs: 348 and 432), or modified or unmodified variants thereof, wherein the antisense strand optionally further comprises 0, 1, 2, 3, 4, 5, 6, 7, 8, 9, or 10 or more nt (or any range thereof, e.g., 0-1, 1-2, 1-3, 1-4 nt, etc.).

[00816] An RNAi agent comprising a sense and an antisense strand, wherein the antisense strand comprises at least 15 contiguous nucleotides differing by 0, 1, 2, or 3 nt from the antisense strand of: hs_HSF1_175_A25_S27 (SEQ ID NOs: 192 and 276; or SEQ ID NOs: 360 and 444), or modified or unmodified variants thereof, wherein the antisense strand optionally further comprises 0, 1, 2, 3, 4, 5, 6, 7, 8, 9, or 10 or more nt (or any range thereof, e.g., 0-1, 1-2, 1-3, 1-4 nt, etc.).

[00817] An RNAi agent comprising a sense and an antisense strand, wherein the antisense strand comprises at least 15 contiguous nucleotides differing by 0, 1, 2, or 3 nt from the antisense strand of: hs_HSF1_175_A81_S26 (SEQ ID NOs: 204 and 288; or SEQ ID NOs: 372 and 456), or modified or unmodified variants thereof, wherein the antisense strand optionally further comprises 0, 1, 2, 3, 4, 5, 6, 7, 8, 9, or 10 or more nt (or any range thereof, e.g., 0-1, 1-2, 1-3, 1-4 nt, etc.).

[00818] An RNAi agent comprising a sense and an antisense strand, wherein the antisense strand comprises at least 15 contiguous nucleotides differing by 0, 1, 2, or 3 nt from the antisense strand of: hs_HSF1_175_A48_S26 (SEQ ID NOs: 216 and 300; or SEQ ID NOs: 384 and 468), or modified or unmodified variants thereof, wherein the antisense strand optionally further comprises 0, 1, 2, 3, 4, 5, 6, 7, 8, 9, or 10 or more nt (or any range thereof, e.g., 0-1, 1-2, 1-3, 1-4 nt, etc.).

[00819] An RNAi agent comprising a sense and an antisense strand, wherein the antisense strand comprises at least 15 contiguous nucleotides differing by 0, 1, 2, or 3 nt from the antisense strand of: hs_HSF1_175_A82_S36 (SEQ ID NOs: 228 and 312; or SEQ ID NOs: 396 and 480), or modified or unmodified variants thereof, wherein the antisense strand optionally further comprises 0, 1, 2, 3, 4, 5, 6, 7, 8, 9, or 10 or more nt (or any range thereof, e.g., 0-1, 1-2, 1-3, 1-4 nt, etc.).

[00820] An RNAi agent comprising a sense and an antisense strand, wherein the antisense strand comprises at least 15 contiguous nucleotides differing by 0, 1, 2, or 3 nt from the antisense strand of: hs_HSF1_175_A83_S36 (SEQ ID NOs: 240 and 324; or SEQ ID NOs: 408 and 492), or modified or unmodified variants thereof, wherein the antisense strand optionally further comprises 0, 1, 2, 3, 4, 5, 6, 7, 8, 9, or 10 or more nt (or any range thereof, e.g., 0-1, 1-2, 1-3, 1-4 nt, etc.).

[00821] An RNAi agent comprising a sense and an antisense strand, wherein the antisense strand comprises at least 15 contiguous nucleotides differing by 0, 1, 2, or 3 nt from the antisense strand of: hs_HSF1_175_A84_S36 (SEQ ID NOs: 252 and 336; or SEQ ID NOs: 420 and 504), or modified or unmodified variants thereof, wherein the antisense strand optionally further comprises 0, 1, 2, 3, 4, 5, 6, 7, 8, 9, or 10 or more nt (or any range thereof, e.g., 0-1, 1-2, 1-3, 1-4 nt, etc.).

[00822] An RNAi agent comprising a sense and an antisense strand, wherein the antisense strand comprises at least 15 contiguous nucleotides differing by 0, 1, 2, or 3 nt from the antisense

strand of: hs_HSF1_517_A22_S26 (SEQ ID NOs: 172 and 256; or SEQ ID NOs: 340 and 424), or modified or unmodified variants thereof, wherein the antisense strand optionally further comprises 0, 1, 2, 3, 4, 5, 6, 7, 8, 9, or 10 or more nt (or any range thereof, e.g., 0-1, 1-2, 1-3, 1-4 nt, etc.).

[00823] An RNAi agent comprising a sense and an antisense strand, wherein the antisense strand comprises at least 15 contiguous nucleotides differing by 0, 1, 2, or 3 nt from the antisense strand of: hs_HSF1_517_A25_S27 (SEQ ID NOs: 184 and 268; or SEQ ID NOs: 352 and 436), or modified or unmodified variants thereof, wherein the antisense strand optionally further comprises 0, 1, 2, 3, 4, 5, 6, 7, 8, 9, or 10 or more nt (or any range thereof, e.g., 0-1, 1-2, 1-3, 1-4 nt, etc.).

[00824] An RNAi agent comprising a sense and an antisense strand, wherein the antisense strand comprises at least 15 contiguous nucleotides differing by 0, 1, 2, or 3 nt from the antisense strand of: hs_HSF1_517_A81_S26 (SEQ ID NOs: 196 and 280; or SEQ ID NOs: 364 and 448), or modified or unmodified variants thereof, wherein the antisense strand optionally further comprises 0, 1, 2, 3, 4, 5, 6, 7, 8, 9, or 10 or more nt (or any range thereof, e.g., 0-1, 1-2, 1-3, 1-4 nt, etc.).

[00825] An RNAi agent comprising a sense and an antisense strand, wherein the antisense strand comprises at least 15 contiguous nucleotides differing by 0, 1, 2, or 3 nt from the antisense strand of: hs_HSF1_517_A48_S26 (SEQ ID NOs: 208 and 292; or SEQ ID NOs: 376 and 460), or modified or unmodified variants thereof, wherein the antisense strand optionally further comprises 0, 1, 2, 3, 4, 5, 6, 7, 8, 9, or 10 or more nt (or any range thereof, e.g., 0-1, 1-2, 1-3, 1-4 nt, etc.).

[00826] An RNAi agent comprising a sense and an antisense strand, wherein the antisense strand comprises at least 15 contiguous nucleotides differing by 0, 1, 2, or 3 nt from the antisense strand of: hs_HSF1_517_A82_S36 (SEQ ID NOs: 220 and 304; or SEQ ID NOs: 388 and 472), or modified or unmodified variants thereof, wherein the antisense strand optionally further comprises 0, 1, 2, 3, 4, 5, 6, 7, 8, 9, or 10 or more nt (or any range thereof, e.g., 0-1, 1-2, 1-3, 1-4 nt, etc.).

[00827] An RNAi agent comprising a sense and an antisense strand, wherein the antisense strand comprises at least 15 contiguous nucleotides differing by 0, 1, 2, or 3 nt from the antisense strand of: hs_HSF1_517_A83_S36 (SEQ ID NOs: 232 and 316; or SEQ ID NOs: 400 and 484), or modified or unmodified variants thereof, wherein the antisense strand optionally further comprises 0, 1, 2, 3, 4, 5, 6, 7, 8, 9, or 10 or more nt (or any range thereof, e.g., 0-1, 1-2, 1-3, 1-4 nt, etc.).

[00828] An RNAi agent comprising a sense and an antisense strand, wherein the antisense strand comprises at least 15 contiguous nucleotides differing by 0, 1, 2, or 3 nt from the antisense strand of: hs_HSF1_517_A84_S36 (SEQ ID NOs: 244 and 328; or SEQ ID NOs: 412 and 496), or modified or unmodified variants thereof, wherein the antisense strand optionally further comprises 0, 1, 2, 3, 4, 5, 6, 7, 8, 9, or 10 or more nt (or any range thereof, e.g., 0-1, 1-2, 1-3, 1-4 nt, etc.).

[00829] An RNAi agent comprising a sense and an antisense strand, wherein the antisense strand comprises at least 15 contiguous nucleotides differing by 0, 1, 2, or 3 nt from the antisense strand of: hs_HSF1_562_A22_S26 (SEQ ID NOs: 169 and 253; or SEQ ID NOs: 337 and 421), or

modified or unmodified variants thereof, wherein the antisense strand optionally further comprises 0, 1, 2, 3, 4, 5, 6, 7, 8, 9, or 10 or more nt (or any range thereof, e.g., 0-1, 1-2, 1-3, 1-4 nt, etc.).

[00830] An RNAi agent comprising a sense and an antisense strand, wherein the antisense strand comprises at least 15 contiguous nucleotides differing by 0, 1, 2, or 3 nt from the antisense strand of: hs_HSF1_562_A25_S27 (SEQ ID NOs: 181 and 265; or SEQ ID NOs: 349 and 433), or modified or unmodified variants thereof, wherein the antisense strand optionally further comprises 0, 1, 2, 3, 4, 5, 6, 7, 8, 9, or 10 or more nt (or any range thereof, e.g., 0-1, 1-2, 1-3, 1-4 nt, etc.).

[00831] An RNAi agent comprising a sense and an antisense strand, wherein the antisense strand comprises at least 15 contiguous nucleotides differing by 0, 1, 2, or 3 nt from the antisense strand of: hs_HSF1_562_A81_S26 (SEQ ID NOs: 193 and 277; or SEQ ID NOs: 361 and 445), or modified or unmodified variants thereof, wherein the antisense strand optionally further comprises 0, 1, 2, 3, 4, 5, 6, 7, 8, 9, or 10 or more nt (or any range thereof, e.g., 0-1, 1-2, 1-3, 1-4 nt, etc.).

[00832] An RNAi agent comprising a sense and an antisense strand, wherein the antisense strand comprises at least 15 contiguous nucleotides differing by 0, 1, 2, or 3 nt from the antisense strand of: hs_HSF1_562_A48_S26 (SEQ ID NOs: 205 and 289; or SEQ ID NOs: 373 and 457), or modified or unmodified variants thereof, wherein the antisense strand optionally further comprises 0, 1, 2, 3, 4, 5, 6, 7, 8, 9, or 10 or more nt (or any range thereof, e.g., 0-1, 1-2, 1-3, 1-4 nt, etc.).

[00833] An RNAi agent comprising a sense and an antisense strand, wherein the antisense strand comprises at least 15 contiguous nucleotides differing by 0, 1, 2, or 3 nt from the antisense strand of: hs_HSF1_562_A82_S36 (SEQ ID NOs: 217 and 301; or SEQ ID NOs: 385 and 469), or modified or unmodified variants thereof, wherein the antisense strand optionally further comprises 0, 1, 2, 3, 4, 5, 6, 7, 8, 9, or 10 or more nt (or any range thereof, e.g., 0-1, 1-2, 1-3, 1-4 nt, etc.).

[00834] An RNAi agent comprising a sense and an antisense strand, wherein the antisense strand comprises at least 15 contiguous nucleotides differing by 0, 1, 2, or 3 nt from the antisense strand of: hs_HSF1_562_A83_S36 (SEQ ID NOs: 229 and 313; or SEQ ID NOs: 397 and 481), or modified or unmodified variants thereof, wherein the antisense strand optionally further comprises 0, 1, 2, 3, 4, 5, 6, 7, 8, 9, or 10 or more nt (or any range thereof, e.g., 0-1, 1-2, 1-3, 1-4 nt, etc.).

[00835] An RNAi agent comprising a sense and an antisense strand, wherein the antisense strand comprises at least 15 contiguous nucleotides differing by 0, 1, 2, or 3 nt from the antisense strand of: hs_HSF1_562_A84_S36 (SEQ ID NOs: 241 and 325; or SEQ ID NOs: 409 and 493), or modified or unmodified variants thereof, wherein the antisense strand optionally further comprises 0, 1, 2, 3, 4, 5, 6, 7, 8, 9, or 10 or more nt (or any range thereof, e.g., 0-1, 1-2, 1-3, 1-4 nt, etc.).

[00836] An RNAi agent comprising a sense and an antisense strand, wherein the antisense strand comprises at least 15 contiguous nucleotides differing by 0, 1, 2, or 3 nt from the antisense strand of: hs_HSF1_751_A22_S26 (SEQ ID NOs: 170 and 254; or SEQ ID NOs: 338 and 422), or modified or unmodified variants thereof, wherein the antisense strand optionally further comprises 0, 1, 2, 3, 4, 5, 6, 7, 8, 9, or 10 or more nt (or any range thereof, e.g., 0-1, 1-2, 1-3, 1-4 nt, etc.).

2016202437 18 Apr 2016

[00837] An RNAi agent comprising a sense and an antisense strand, wherein the antisense strand comprises at least 15 contiguous nucleotides differing by 0, 1, 2, or 3 nt from the antisense strand of: hs_HSF1_751_A25_S27 (SEQ ID NOs: 182 and 266; or SEQ ID NOs: 350 and 434), or modified or unmodified variants thereof, wherein the antisense strand optionally further comprises 0, 1, 2, 3, 4, 5, 6, 7, 8, 9, or 10 or more nt (or any range thereof, e.g., 0-1, 1-2, 1-3, 1-4 nt, etc.).

[00838] An RNAi agent comprising a sense and an antisense strand, wherein the antisense strand comprises at least 15 contiguous nucleotides differing by 0, 1, 2, or 3 nt from the antisense strand of: hs_HSF1_751_A81_S26 (SEQ ID NOs: 194 and 278; or SEQ ID NOs: 362 and 446), or modified or unmodified variants thereof, wherein the antisense strand optionally further comprises 0, 1, 2, 3, 4, 5, 6, 7, 8, 9, or 10 or more nt (or any range thereof, e.g., 0-1, 1-2, 1-3, 1-4 nt, etc.).

[00839] An RNAi agent comprising a sense and an antisense strand, wherein the antisense strand comprises at least 15 contiguous nucleotides differing by 0, 1, 2, or 3 nt from the antisense strand of: hs_HSF1_751_A48_S26 (SEQ ID NOs: 206 and 290; or SEQ ID NOs: 374 and 458), or modified or unmodified variants thereof, wherein the antisense strand optionally further comprises 0, 1, 2, 3, 4, 5, 6, 7, 8, 9, or 10 or more nt (or any range thereof, e.g., 0-1, 1-2, 1-3, 1-4 nt, etc.).

[00840] An RNAi agent comprising a sense and an antisense strand, wherein the antisense strand comprises at least 15 contiguous nucleotides differing by 0, 1, 2, or 3 nt from the antisense strand of: hs_HSF1_751_A82_S36 (SEQ ID NOs: 218 and 302; or SEQ ID NOs: 386 and 470), or modified or unmodified variants thereof, wherein the antisense strand optionally further comprises 0, 1, 2, 3, 4, 5, 6, 7, 8, 9, or 10 or more nt (or any range thereof, e.g., 0-1, 1-2, 1-3, 1-4 nt, etc.).

[00841] An RNAi agent comprising a sense and an antisense strand, wherein the antisense strand comprises at least 15 contiguous nucleotides differing by 0, 1, 2, or 3 nt from the antisense strand of: hs_HSF1_751_A83_S36 (SEQ ID NOs: 230 and 314; or SEQ ID NOs: 398 and 482), or modified or unmodified variants thereof, wherein the antisense strand optionally further comprises 0, 1, 2, 3, 4, 5, 6, 7, 8, 9, or 10 or more nt (or any range thereof, e.g., 0-1, 1-2, 1-3, 1-4 nt, etc.).

[00842] An RNAi agent comprising a sense and an antisense strand, wherein the antisense strand comprises at least 15 contiguous nucleotides differing by 0, 1, 2, or 3 nt from the antisense strand of: hs_HSF1_751_A84_S36 (SEQ ID NOs: 242 and 326; or SEQ ID NOs: 410 and 494), or modified or unmodified variants thereof, wherein the antisense strand optionally further comprises 0, 1, 2, 3, 4, 5, 6, 7, 8, 9, or 10 or more nt (or any range thereof, e.g., 0-1, 1-2, 1-3, 1-4 nt, etc.).

[00843] An RNAi agent comprising a sense and an antisense strand, wherein the antisense strand comprises at least 15 contiguous nucleotides differing by 0, 1, 2, or 3 nt from the antisense strand of: hs_HSF1_755_A22_S26 (SEQ ID NOs: 171 and 255; or SEQ ID NOs: 339 and 423), or modified or unmodified variants thereof, wherein the antisense strand optionally further comprises 0, 1, 2, 3, 4, 5, 6, 7, 8, 9, or 10 or more nt (or any range thereof, e.g., 0-1, 1-2, 1-3, 1-4 nt, etc.).

[00844] An RNAi agent comprising a sense and an antisense strand, wherein the antisense strand comprises at least 15 contiguous nucleotides differing by 0, 1, 2, or 3 nt from the antisense

strand of: hs_HSF1_755_A25_S27 (SEQ ID NOs: 183 and 267; or SEQ ID NOs: 351 and 435), or modified or unmodified variants thereof, wherein the antisense strand optionally further comprises 0, 1, 2, 3, 4, 5, 6, 7, 8, 9, or 10 or more nt (or any range thereof, e.g., 0-1, 1-2, 1-3, 1-4 nt, etc.).

[00845] An RNAi agent comprising a sense and an antisense strand, wherein the antisense strand comprises at least 15 contiguous nucleotides differing by 0, 1, 2, or 3 nt from the antisense strand of: hs_HSF1_755_A81_S26 (SEQ ID NOs: 195 and 279; or SEQ ID NOs: 363 and 447), or modified or unmodified variants thereof, wherein the antisense strand optionally further comprises 0, 1, 2, 3, 4, 5, 6, 7, 8, 9, or 10 or more nt (or any range thereof, e.g., 0-1, 1-2, 1-3, 1-4 nt, etc.).

[00846] An RNAi agent comprising a sense and an antisense strand, wherein the antisense strand comprises at least 15 contiguous nucleotides differing by 0, 1, 2, or 3 nt from the antisense strand of: hs_HSF1_755_A48_S26 (SEQ ID NOs: 207 and 291; or SEQ ID NOs: 375 and 459), or modified or unmodified variants thereof, wherein the antisense strand optionally further comprises 0, 1, 2, 3, 4, 5, 6, 7, 8, 9, or 10 or more nt (or any range thereof, e.g., 0-1, 1-2, 1-3, 1-4 nt, etc.).

[00847] An RNAi agent comprising a sense and an antisense strand, wherein the antisense strand comprises at least 15 contiguous nucleotides differing by 0, 1, 2, or 3 nt from the antisense strand of: hs_HSF1_755_A82_S36 (SEQ ID NOs: 219 and 303; or SEQ ID NOs: 387 and 471), or modified or unmodified variants thereof, wherein the antisense strand optionally further comprises 0, 1, 2, 3, 4, 5, 6, 7, 8, 9, or 10 or more nt (or any range thereof, e.g., 0-1, 1-2, 1-3, 1-4 nt, etc.).

[00848] An RNAi agent comprising a sense and an antisense strand, wherein the antisense strand comprises at least 15 contiguous nucleotides differing by 0, 1, 2, or 3 nt from the antisense strand of: hs_HSF1_755_A83_S36 (SEQ ID NOs: 231 and 315; or SEQ ID NOs: 399 and 483), or modified or unmodified variants thereof, wherein the antisense strand optionally further comprises 0, 1, 2, 3, 4, 5, 6, 7, 8, 9, or 10 or more nt (or any range thereof, e.g., 0-1, 1-2, 1-3, 1-4 nt, etc.).

[00849] An RNAi agent comprising a sense and an antisense strand, wherein the antisense strand comprises at least 15 contiguous nucleotides differing by 0, 1, 2, or 3 nt from the antisense strand of: hs_HSF1_755_A84_S36 (SEQ ID NOs: 243 and 327; or SEQ ID NOs: 411 and 495), or modified or unmodified variants thereof, wherein the antisense strand optionally further comprises 0, 1, 2, 3, 4, 5, 6, 7, 8, 9, or 10 or more nt (or any range thereof, e.g., 0-1, 1-2, 1-3, 1-4 nt, etc.).

[00850] An RNAi agent comprising a sense and an antisense strand, wherein the antisense strand comprises at least 15 contiguous nucleotides differing by 0, 1, 2, or 3 nt from the antisense strand of: hs_HSF1_846_A22_S26 (SEQ ID NOs: 173 and 257; or SEQ ID NOs: 341 and 425), or modified or unmodified variants thereof, wherein the antisense strand optionally further comprises 0, 1, 2, 3, 4, 5, 6, 7, 8, 9, or 10 or more nt (or any range thereof, e.g., 0-1, 1-2, 1-3, 1-4 nt, etc.).

[00851] An RNAi agent comprising a sense and an antisense strand, wherein the antisense strand comprises at least 15 contiguous nucleotides differing by 0, 1, 2, or 3 nt from the antisense strand of: hs_HSF1_846_A25_S27 (SEQ ID NOs: 185 and 269; or SEQ ID NOs: 353 and 437), or

modified or unmodified variants thereof, wherein the antisense strand optionally further comprises 0, 1, 2, 3, 4, 5, 6, 7, 8, 9, or 10 or more nt (or any range thereof, e.g., 0-1, 1-2, 1-3, 1-4 nt, etc.).

[00852] An RNAi agent comprising a sense and an antisense strand, wherein the antisense strand comprises at least 15 contiguous nucleotides differing by 0, 1, 2, or 3 nt from the antisense strand of: hs_HSF1_846_A81_S26 (SEQ ID NOs: 197 and 281; or SEQ ID NOs: 365 and 449), or modified or unmodified variants thereof, wherein the antisense strand optionally further comprises 0, 1, 2, 3, 4, 5, 6, 7, 8, 9, or 10 or more nt (or any range thereof, e.g., 0-1, 1-2, 1-3, 1-4 nt, etc.).

[00853] An RNAi agent comprising a sense and an antisense strand, wherein the antisense strand comprises at least 15 contiguous nucleotides differing by 0, 1, 2, or 3 nt from the antisense strand of: hs_HSF1_846_A48_S26 (SEQ ID NOs: 209 and 293; or SEQ ID NOs: 377 and 461), or modified or unmodified variants thereof, wherein the antisense strand optionally further comprises 0, 1, 2, 3, 4, 5, 6, 7, 8, 9, or 10 or more nt (or any range thereof, e.g., 0-1, 1-2, 1-3, 1-4 nt, etc.).

[00854] An RNAi agent comprising a sense and an antisense strand, wherein the antisense strand comprises at least 15 contiguous nucleotides differing by 0, 1, 2, or 3 nt from the antisense strand of: hs_HSF1_846_A82_S36 (SEQ ID NOs: 221 and 305; or SEQ ID NOs: 389 and 473), or modified or unmodified variants thereof, wherein the antisense strand optionally further comprises 0, 1, 2, 3, 4, 5, 6, 7, 8, 9, or 10 or more nt (or any range thereof, e.g., 0-1, 1-2, 1-3, 1-4 nt, etc.).

[00855] An RNAi agent comprising a sense and an antisense strand, wherein the antisense strand comprises at least 15 contiguous nucleotides differing by 0, 1, 2, or 3 nt from the antisense strand of: hs_HSF1_846_A83_S36 (SEQ ID NOs: 233 and 317; or SEQ ID NOs: 401 and 485), or modified or unmodified variants thereof, wherein the antisense strand optionally further comprises 0, 1, 2, 3, 4, 5, 6, 7, 8, 9, or 10 or more nt (or any range thereof, e.g., 0-1, 1-2, 1-3, 1-4 nt, etc.).

[00856] An RNAi agent comprising a sense and an antisense strand, wherein the antisense strand comprises at least 15 contiguous nucleotides differing by 0, 1, 2, or 3 nt from the antisense strand of: hs_HSF1_846_A84_S36 (SEQ ID NOs: 245 and 329; or SEQ ID NOs: 413 and 497), or modified or unmodified variants thereof, wherein the antisense strand optionally further comprises 0, 1, 2, 3, 4, 5, 6, 7, 8, 9, or 10 or more nt (or any range thereof, e.g., 0-1, 1-2, 1-3, 1-4 nt, etc.).

[00857] An RNAi agent comprising a sense and an antisense strand, wherein the antisense strand comprises at least 15 contiguous nucleotides differing by 0, 1, 2, or 3 nt from the antisense strand of: hs_HSF1_1360_A22_S26 (SEQ ID NOs: 174 and 258; or SEQ ID NOs: 342 and 426), or modified or unmodified variants thereof, wherein the antisense strand optionally further comprises 0, 1, 2, 3, 4, 5, 6, 7, 8, 9, or 10 or more nt (or any range thereof, e.g., 0-1, 1-2, 1-3, 1-4 nt, etc.).

[00858] An RNAi agent comprising a sense and an antisense strand, wherein the antisense strand comprises at least 15 contiguous nucleotides differing by 0, 1, 2, or 3 nt from the antisense strand of: hs_HSF1_1360_A25_S27 (SEQ ID NOs: 186 and 270; or SEQ ID NOs: 354 and 438), or modified or unmodified variants thereof, wherein the antisense strand optionally further comprises 0, 1, 2, 3, 4, 5, 6, 7, 8, 9, or 10 or more nt (or any range thereof, e.g., 0-1, 1-2, 1-3, 1-4 nt, etc.).

2016202437 18 Apr 2016

[00859] An RNAi agent comprising a sense and an antisense strand, wherein the antisense strand comprises at least 15 contiguous nucleotides differing by 0, 1, 2, or 3 nt from the antisense strand of: hs_HSF1_1360_A81_S26 (SEQ ID NOs: 198 and 282; or SEQ ID NOs: 366 and 450), or modified or unmodified variants thereof, wherein the antisense strand optionally further comprises 0, 1, 2, 3, 4, 5, 6, 7, 8, 9, or 10 or more nt (or any range thereof, e.g., 0-1, 1-2, 1-3, 1-4 nt, etc.).

[00860] An RNAi agent comprising a sense and an antisense strand, wherein the antisense strand comprises at least 15 contiguous nucleotides differing by 0, 1, 2, or 3 nt from the antisense strand of: hs_HSF1_1360_A48_S26 (SEQ ID NOs: 210 and 294; or SEQ ID NOs: 378 and 462), or modified or unmodified variants thereof, wherein the antisense strand optionally further comprises 0, 1, 2, 3, 4, 5, 6, 7, 8, 9, or 10 or more nt (or any range thereof, e.g., 0-1, 1-2, 1-3, 1-4 nt, etc.).

[00861] An RNAi agent comprising a sense and an antisense strand, wherein the antisense strand comprises at least 15 contiguous nucleotides differing by 0, 1, 2, or 3 nt from the antisense strand of: hs_HSF1_1360_A82_S36 (SEQ ID NOs: 222 and 306; or SEQ ID NOs: 390 and 474), or modified or unmodified variants thereof, wherein the antisense strand optionally further comprises 0, 1, 2, 3, 4, 5, 6, 7, 8, 9, or 10 or more nt (or any range thereof, e.g., 0-1, 1-2, 1-3, 1-4 nt, etc.).

[00862] An RNAi agent comprising a sense and an antisense strand, wherein the antisense strand comprises at least 15 contiguous nucleotides differing by 0, 1, 2, or 3 nt from the antisense strand of: hs_HSF1_1360_A83_S36 (SEQ ID NOs: 234 and 318; or SEQ ID NOs: 402 and 486), or modified or unmodified variants thereof, wherein the antisense strand optionally further comprises 0, 1, 2, 3, 4, 5, 6, 7, 8, 9, or 10 or more nt (or any range thereof, e.g., 0-1, 1-2, 1-3, 1-4 nt, etc.).

[00863] An RNAi agent comprising a sense and an antisense strand, wherein the antisense strand comprises at least 15 contiguous nucleotides differing by 0, 1, 2, or 3 nt from the antisense strand of: hs_HSF1_1360_A84_S36 (SEQ ID NOs: 246 and 330; or SEQ ID NOs: 414 and 498), or modified or unmodified variants thereof, wherein the antisense strand optionally further comprises 0, 1, 2, 3, 4, 5, 6, 7, 8, 9, or 10 or more nt (or any range thereof, e.g., 0-1, 1-2, 1-3, 1-4 nt, etc.).

[00864] An RNAi agent comprising a sense and an antisense strand, wherein the antisense strand comprises at least 15 contiguous nucleotides differing by 0, 1, 2, or 3 nt from the antisense strand of: hs_HSF1_2030_A22_S26 (SEQ ID NOs: 175 and 259; or SEQ ID NOs: 343 and 427), or modified or unmodified variants thereof, wherein the antisense strand optionally further comprises 0, 1, 2, 3, 4, 5, 6, 7, 8, 9, or 10 or more nt (or any range thereof, e.g., 0-1, 1-2, 1-3, 1-4 nt, etc.).

[00865] An RNAi agent comprising a sense and an antisense strand, wherein the antisense strand comprises at least 15 contiguous nucleotides differing by 0, 1, 2, or 3 nt from the antisense strand of: hs_HSF1_2030_A25_S27 (SEQ ID NOs: 187 and 271; or SEQ ID NOs: 355 and 439), or modified or unmodified variants thereof, wherein the antisense strand optionally further comprises 0, 1, 2, 3, 4, 5, 6, 7, 8, 9, or 10 or more nt (or any range thereof, e.g., 0-1, 1-2, 1-3, 1-4 nt, etc.).

[00866] An RNAi agent comprising a sense and an antisense strand, wherein the antisense strand comprises at least 15 contiguous nucleotides differing by 0, 1, 2, or 3 nt from the antisense

strand of: hs_HSF1_2030_A81_S26 (SEQ ID NOs: 199 and 283; or SEQ ID NOs: 367 and 451), or modified or unmodified variants thereof, wherein the antisense strand optionally further comprises 0, 1, 2, 3, 4, 5, 6, 7, 8, 9, or 10 or more nt (or any range thereof, e.g., 0-1, 1-2, 1-3, 1-4 nt, etc.).

[00867] An RNAi agent comprising a sense and an antisense strand, wherein the antisense strand comprises at least 15 contiguous nucleotides differing by 0, 1, 2, or 3 nt from the antisense strand of: hs_HSF1_2030_A48_S26 (SEQ ID NOs: 211 and 295; or SEQ ID NOs: 379 and 463), or modified or unmodified variants thereof, wherein the antisense strand optionally further comprises 0, 1, 2, 3, 4, 5, 6, 7, 8, 9, or 10 or more nt (or any range thereof, e.g., 0-1, 1-2, 1-3, 1-4 nt, etc.).

[00868] An RNAi agent comprising a sense and an antisense strand, wherein the antisense strand comprises at least 15 contiguous nucleotides differing by 0, 1, 2, or 3 nt from the antisense strand of: hs_HSF1_2030_A82_S36 (SEQ ID NOs: 223 and 307; or SEQ ID NOs: 391 and 475), or modified or unmodified variants thereof, wherein the antisense strand optionally further comprises 0, 1, 2, 3, 4, 5, 6, 7, 8, 9, or 10 or more nt (or any range thereof, e.g., 0-1, 1-2, 1-3, 1-4 nt, etc.).

[00869] An RNAi agent comprising a sense and an antisense strand, wherein the antisense strand comprises at least 15 contiguous nucleotides differing by 0, 1, 2, or 3 nt from the antisense strand of: hs_HSF1_2030_A83_S36 (SEQ ID NOs: 235 and 319; or SEQ ID NOs: 403 and 487), or modified or unmodified variants thereof, wherein the antisense strand optionally further comprises 0, 1, 2, 3, 4, 5, 6, 7, 8, 9, or 10 or more nt (or any range thereof, e.g., 0-1, 1-2, 1-3, 1-4 nt, etc.).

[00870] An RNAi agent comprising a sense and an antisense strand, wherein the antisense strand comprises at least 15 contiguous nucleotides differing by 0, 1, 2, or 3 nt from the antisense strand of: hs_HSF1_2030_A84_S36 (SEQ ID NOs: 247 and 331; or SEQ ID NOs: 415 and 499), or modified or unmodified variants thereof, wherein the antisense strand optionally further comprises 0, 1, 2, 3, 4, 5, 6, 7, 8, 9, or 10 or more nt (or any range thereof, e.g., 0-1, 1-2, 1-3, 1-4 nt, etc.).

[00871] An RNAi agent comprising a sense and an antisense strand, wherein the antisense strand comprises at least 15 contiguous nucleotides differing by 0, 1, 2, or 3 nt from the antisense strand of: hs_HSF1_2034_A22_S26 (SEQ ID NOs: 176 and 260; or SEQ ID NOs: 344 and 428), or modified or unmodified variants thereof, wherein the antisense strand optionally further comprises 0, 1, 2, 3, 4, 5, 6, 7, 8, 9, or 10 or more nt (or any range thereof, e.g., 0-1, 1-2, 1-3, 1-4 nt, etc.).

[00872] An RNAi agent comprising a sense and an antisense strand, wherein the antisense strand comprises at least 15 contiguous nucleotides differing by 0, 1, 2, or 3 nt from the antisense strand of: hs_HSF1_2034_A25_S27 (SEQ ID NOs: 188 and 272; or SEQ ID NOs: 356 and 440), or modified or unmodified variants thereof, wherein the antisense strand optionally further comprises 0, 1, 2, 3, 4, 5, 6, 7, 8, 9, or 10 or more nt (or any range thereof, e.g., 0-1, 1-2, 1-3, 1-4 nt, etc.).

[00873] An RNAi agent comprising a sense and an antisense strand, wherein the antisense strand comprises at least 15 contiguous nucleotides differing by 0, 1, 2, or 3 nt from the antisense strand of: hs_HSF1_2034_A81_S26 (SEQ ID NOs: 200 and 284; or SEQ ID NOs: 368 and 452), or

modified or unmodified variants thereof, wherein the antisense strand optionally further comprises 0, 1, 2, 3, 4, 5, 6, 7, 8, 9, or 10 or more nt (or any range thereof, e.g., 0-1, 1-2, 1-3, 1-4 nt, etc.).

[00874] An RNAi agent comprising a sense and an antisense strand, wherein the antisense strand comprises at least 15 contiguous nucleotides differing by 0, 1, 2, or 3 nt from the antisense strand of: hs_HSF1_2034_A48_S26 (SEQ ID NOs: 212 and 296; or SEQ ID NOs: 380 and 464), or modified or unmodified variants thereof, wherein the antisense strand optionally further comprises 0, 1, 2, 3, 4, 5, 6, 7, 8, 9, or 10 or more nt (or any range thereof, e.g., 0-1, 1-2, 1-3, 1-4 nt, etc.).

[00875] An RNAi agent comprising a sense and an antisense strand, wherein the antisense strand comprises at least 15 contiguous nucleotides differing by 0, 1, 2, or 3 nt from the antisense strand of: hs_HSF1_2034_A82_S36 (SEQ ID NOs: 224 and 308; or SEQ ID NOs: 392 and 476), or modified or unmodified variants thereof, wherein the antisense strand optionally further comprises 0, 1, 2, 3, 4, 5, 6, 7, 8, 9, or 10 or more nt (or any range thereof, e.g., 0-1, 1-2, 1-3, 1-4 nt, etc.).

[00876] An RNAi agent comprising a sense and an antisense strand, wherein the antisense strand comprises at least 15 contiguous nucleotides differing by 0, 1, 2, or 3 nt from the antisense strand of: hs_HSF1_2034_A83_S36 (SEQ ID NOs: 236 and 320; or SEQ ID NOs: 404 and 488), or modified or unmodified variants thereof, wherein the antisense strand optionally further comprises 0, 1, 2, 3, 4, 5, 6, 7, 8, 9, or 10 or more nt (or any range thereof, e.g., 0-1, 1-2, 1-3, 1-4 nt, etc.).

[00877] An RNAi agent comprising a sense and an antisense strand, wherein the antisense strand comprises at least 15 contiguous nucleotides differing by 0, 1, 2, or 3 nt from the antisense strand of: hs_HSF1_2034_A84_S36 (SEQ ID NOs: 248 and 332; or SEQ ID NOs: 416 and 500), or modified or unmodified variants thereof, wherein the antisense strand optionally further comprises 0, 1, 2, 3, 4, 5, 6, 7, 8, 9, or 10 or more nt (or any range thereof, e.g., 0-1, 1-2, 1-3, 1-4 nt, etc.).

[00878] An RNAi agent comprising a sense and an antisense strand, wherein the antisense strand comprises at least 15 contiguous nucleotides differing by 0, 1, 2, or 3 nt from the antisense strand of: hs_HSF1_2138_A22_S26 (SEQ ID NOs: 177 and 261; or SEQ ID NOs: 345 and 429), or modified or unmodified variants thereof, wherein the antisense strand optionally further comprises 0, 1, 2, 3, 4, 5, 6, 7, 8, 9, or 10 or more nt (or any range thereof, e.g., 0-1, 1-2, 1-3, 1-4 nt, etc.).

[00879] An RNAi agent comprising a sense and an antisense strand, wherein the antisense strand comprises at least 15 contiguous nucleotides differing by 0, 1, 2, or 3 nt from the antisense strand of: hs_HSF1_2138_A25_S27 (SEQ ID NOs: 189 and 273; or SEQ ID NOs: 357 and 441), or modified or unmodified variants thereof, wherein the antisense strand optionally further comprises 0, 1, 2, 3, 4, 5, 6, 7, 8, 9, or 10 or more nt (or any range thereof, e.g., 0-1, 1-2, 1-3, 1-4 nt, etc.).

[00880] An RNAi agent comprising a sense and an antisense strand, wherein the antisense strand comprises at least 15 contiguous nucleotides differing by 0, 1, 2, or 3 nt from the antisense strand of: hs_HSF1_2138_A81_S26 (SEQ ID NOs: 201 and 285; or SEQ ID NOs: 369 and 453), or modified or unmodified variants thereof, wherein the antisense strand optionally further comprises 0, 1, 2, 3, 4, 5, 6, 7, 8, 9, or 10 or more nt (or any range thereof, e.g., 0-1, 1-2, 1-3, 1-4 nt, etc.).

2016202437 18 Apr 2016

[00881] An RNAi agent comprising a sense and an antisense strand, wherein the antisense strand comprises at least 15 contiguous nucleotides differing by 0, 1, 2, or 3 nt from the antisense strand of: hs_HSF1_2138_A48_S26 (SEQ ID NOs: 213 and 297; or SEQ ID NOs: 381 and 465), or modified or unmodified variants thereof, wherein the antisense strand optionally further comprises 0, 1, 2, 3, 4, 5, 6, 7, 8, 9, or 10 or more nt (or any range thereof, e.g., 0-1, 1-2, 1-3, 1-4 nt, etc.).

[00882] An RNAi agent comprising a sense and an antisense strand, wherein the antisense strand comprises at least 15 contiguous nucleotides differing by 0, 1, 2, or 3 nt from the antisense strand of: hs_HSF1_2138_A82_S36 (SEQ ID NOs: 225 and 309; or SEQ ID NOs: 393 and 477), or modified or unmodified variants thereof, wherein the antisense strand optionally further comprises 0, 1, 2, 3, 4, 5, 6, 7, 8, 9, or 10 or more nt (or any range thereof, e.g., 0-1, 1-2, 1-3, 1-4 nt, etc.).

[00883] An RNAi agent comprising a sense and an antisense strand, wherein the antisense strand comprises at least 15 contiguous nucleotides differing by 0, 1, 2, or 3 nt from the antisense strand of: hs_HSF1_2138_A83_S36 (SEQ ID NOs: 237 and 321; or SEQ ID NOs: 405 and 489), or modified or unmodified variants thereof, wherein the antisense strand optionally further comprises 0, 1, 2, 3, 4, 5, 6, 7, 8, 9, or 10 or more nt (or any range thereof, e.g., 0-1, 1-2, 1-3, 1-4 nt, etc.).

[00884] An RNAi agent comprising a sense and an antisense strand, wherein the antisense strand comprises at least 15 contiguous nucleotides differing by 0, 1, 2, or 3 nt from the antisense strand of: hs_HSF1_2138_A84_S36 (SEQ ID NOs: 249 and 333; or SEQ ID NOs: 417 and 501), or modified or unmodified variants thereof, wherein the antisense strand optionally further comprises 0, 1, 2, 3, 4, 5, 6, 7, 8, 9, or 10 or more nt (or any range thereof, e.g., 0-1, 1-2, 1-3, 1-4 nt, etc.).

[00885] An RNAi agent comprising a sense and an antisense strand, wherein the antisense strand comprises at least 15 contiguous nucleotides differing by 0, 1, 2, or 3 nt from the antisense strand of: hs_HSF1_2153_A22_S26 (SEQ ID NOs: 178 and 262; or SEQ ID NOs: 346 and 430), or modified or unmodified variants thereof, wherein the antisense strand optionally further comprises 0, 1, 2, 3, 4, 5, 6, 7, 8, 9, or 10 or more nt (or any range thereof, e.g., 0-1, 1-2, 1-3, 1-4 nt, etc.).

[00886] An RNAi agent comprising a sense and an antisense strand, wherein the antisense strand comprises at least 15 contiguous nucleotides differing by 0, 1, 2, or 3 nt from the antisense strand of: hs_HSF1_2153_A25_S27 (SEQ ID NOs: 190 and 274; or SEQ ID NOs: 358 and 442), or modified or unmodified variants thereof, wherein the antisense strand optionally further comprises 0, 1, 2, 3, 4, 5, 6, 7, 8, 9, or 10 or more nt (or any range thereof, e.g., 0-1, 1-2, 1-3, 1-4 nt, etc.).

[00887] An RNAi agent comprising a sense and an antisense strand, wherein the antisense strand comprises at least 15 contiguous nucleotides differing by 0, 1, 2, or 3 nt from the antisense strand of: hs_HSF1_2153_A81_S26 (SEQ ID NOs: 202 and 286; or SEQ ID NOs: 370 and 454), or modified or unmodified variants thereof, wherein the antisense strand optionally further comprises 0, 1, 2, 3, 4, 5, 6, 7, 8, 9, or 10 or more nt (or any range thereof, e.g., 0-1, 1-2, 1-3, 1-4 nt, etc.).

[00888] An RNAi agent comprising a sense and an antisense strand, wherein the antisense strand comprises at least 15 contiguous nucleotides differing by 0, 1, 2, or 3 nt from the antisense

strand of: hs_HSF1_2153_A48_S26 (SEQ ID NOs: 214 and 298; or SEQ ID NOs: 382 and 466), or modified or unmodified variants thereof, wherein the antisense strand optionally further comprises 0, 1, 2, 3, 4, 5, 6, 7, 8, 9, or 10 or more nt (or any range thereof, e.g., 0-1, 1-2, 1-3, 1-4 nt, etc.).

[00889] An RNAi agent comprising a sense and an antisense strand, wherein the antisense strand comprises at least 15 contiguous nucleotides differing by 0, 1, 2, or 3 nt from the antisense strand of: hs_HSF1_2153_A82_S36 (SEQ ID NOs: 226 and 310; or SEQ ID NOs: 394 and 478), or modified or unmodified variants thereof, wherein the antisense strand optionally further comprises 0, 1, 2, 3, 4, 5, 6, 7, 8, 9, or 10 or more nt (or any range thereof, e.g., 0-1, 1-2, 1-3, 1-4 nt, etc.).

[00890] An RNAi agent comprising a sense and an antisense strand, wherein the antisense strand comprises at least 15 contiguous nucleotides differing by 0, 1, 2, or 3 nt from the antisense strand of: hs_HSF1_2153_A83_S36 (SEQ ID NOs: 238 and 322; or SEQ ID NOs: 406 and 490), or modified or unmodified variants thereof, wherein the antisense strand optionally further comprises 0, 1, 2, 3, 4, 5, 6, 7, 8, 9, or 10 or more nt (or any range thereof, e.g., 0-1, 1-2, 1-3, 1-4 nt, etc.).

[00891] An RNAi agent comprising a sense and an antisense strand, wherein the antisense strand comprises at least 15 contiguous nucleotides differing by 0, 1, 2, or 3 nt from the antisense strand of: hs_HSF1_2153_A84_S36 (SEQ ID NOs: 250 and 334; or SEQ ID NOs: 418 and 502), or modified or unmodified variants thereof, wherein the antisense strand optionally further comprises 0, 1, 2, 3, 4, 5, 6, 7, 8, 9, or 10 or more nt (or any range thereof, e.g., 0-1, 1-2, 1-3, 1-4 nt, etc.).

[00892] An RNAi agent comprising a sense and an antisense strand, wherein the antisense strand comprises at least 15 contiguous nucleotides differing by 0, 1, 2, or 3 nt from the antisense strand of: hs_HSF1_2154_A22_S26 (SEQ ID NOs: 179 and 263; or SEQ ID NOs: 347 and 431), or modified or unmodified variants thereof, wherein the antisense strand optionally further comprises 0, 1, 2, 3, 4, 5, 6, 7, 8, 9, or 10 or more nt (or any range thereof, e.g., 0-1, 1-2, 1-3, 1-4 nt, etc.).

[00893] An RNAi agent comprising a sense and an antisense strand, wherein the antisense strand comprises at least 15 contiguous nucleotides differing by 0, 1, 2, or 3 nt from the antisense strand of: hs_HSF1_2154_A25_S27 (SEQ ID NOs: 191 and 275; or SEQ ID NOs: 359 and 443), or modified or unmodified variants thereof, wherein the antisense strand optionally further comprises 0, 1, 2, 3, 4, 5, 6, 7, 8, 9, or 10 or more nt (or any range thereof, e.g., 0-1, 1-2, 1-3, 1-4 nt, etc.).

[00894] An RNAi agent comprising a sense and an antisense strand, wherein the antisense strand comprises at least 15 contiguous nucleotides differing by 0, 1, 2, or 3 nt from the antisense strand of: hs_HSF1_2154_A81_S26 (SEQ ID NOs: 203 and 287; or SEQ ID NOs: 371 and 455), or modified or unmodified variants thereof, wherein the antisense strand optionally further comprises 0, 1, 2, 3, 4, 5, 6, 7, 8, 9, or 10 or more nt (or any range thereof, e.g., 0-1, 1-2, 1-3, 1-4 nt, etc.).

[00895] An RNAi agent comprising a sense and an antisense strand, wherein the antisense strand comprises at least 15 contiguous nucleotides differing by 0, 1, 2, or 3 nt from the antisense strand of: hs_HSF1_2154_A48_S26 (SEQ ID NOs: 215 and 299; or SEQ ID NOs: 383 and 467), or

modified or unmodified variants thereof, wherein the antisense strand optionally further comprises 0, 1, 2, 3, 4, 5, 6, 7, 8, 9, or 10 or more nt (or any range thereof, e.g., 0-1, 1-2, 1-3, 1-4 nt, etc.).

[00896] An RNAi agent comprising a sense and an antisense strand, wherein the antisense strand comprises at least 15 contiguous nucleotides differing by 0, 1, 2, or 3 nt from the antisense strand of: hs_HSF1_2154_A82_S36 (SEQ ID NOs: 227 and 311; or SEQ ID NOs: 395 and 479), or modified or unmodified variants thereof, wherein the antisense strand optionally further comprises 0, 1, 2, 3, 4, 5, 6, 7, 8, 9, or 10 or more nt (or any range thereof, e.g., 0-1, 1-2, 1-3, 1-4 nt, etc.).

[00897] An RNAi agent comprising a sense and an antisense strand, wherein the antisense strand comprises at least 15 contiguous nucleotides differing by 0, 1, 2, or 3 nt from the antisense strand of: hs_HSF1_2154_A83_S36 (SEQ ID NOs: 239 and 323; or SEQ ID NOs: 407 and 491), or modified or unmodified variants thereof, wherein the antisense strand optionally further comprises 0, 1, 2, 3, 4, 5, 6, 7, 8, 9, or 10 or more nt (or any range thereof, e.g., 0-1, 1-2, 1-3, 1-4 nt, etc.).

[00898] An RNAi agent comprising a sense and an antisense strand, wherein the antisense strand comprises at least 15 contiguous nucleotides differing by 0, 1, 2, or 3 nt from the antisense strand of: hs_HSF1_2154_A84_S36 (SEQ ID NOs: 251 and 335; or SEQ ID NOs: 419 and 503), or modified or unmodified variants thereof, wherein the antisense strand optionally further comprises 0, 1, 2, 3, 4, 5, 6, 7, 8, 9, or 10 or more nt (or any range thereof, e.g., 0-1, 1-2, 1-3, 1-4 nt, etc.).

[00899] In one embodiment, the disclosure comprises any one or more of the RNAi agent listed herein.

[00900] Additional particular specific embodiments.

[00901] Certain RNAi agents to HSF1 are disclosed in the scientific literature, e.g., in Rossi et al. 2006 Cancer Res. 66:7678-85; Dokladny et al. 2008 Am. J. Pathology 72:659-70; Jacobs et al. 2007 J. Biol. Chem. 282: 33412-20; Page et al. 2006 Mol. Biosystems 2:627-39; Zhao et al. 2007 Diabetes 56: 1436-1444; and Du et al. 2009 J. Cell. Phys. 218:631-637. The compositions of this disclosure do not cover these RNAi agents to the extent that they are identical in both sequence and modifications.

[00902] Other particular specific embodiments include compositions comprising 1, 2, 3, 4, or more of these RNAi agents. Another embodiment is a composition comprising any single RNAi agent, along with any other RNAi agents which overlap it. Another embodiment comprises two, three, four or more HSF1 RNAi agents which do not overlap and thus target different parts of the RNA molecule. When two or more RNAi agents are used, they can be administered simultaneously or sequentially.

[00903] Another particular specific embodiment comprises an RNAi agent, wherein the RNAi agent comprises a sense strand comprising at least 15 contiguous nucleotides (identical in sequence) to the sense strand of any of the listed RNAi agents, and an antisense strand comprising at least 15

contiguous nucleotides (identical in sequence) to the antisense strand of the same RNAi agent. In another embodiment, the composition comprises one, two, three, four, or more such RNAi agents.

[00904] In one embodiment, the composition comprises an RNAi agent which comprises an antisense strand comprising at least 15 contiguous nucleotides differing by 0, 1, 2 or 3 mismatches from the antisense strand of a RNAi agent described herein.

[00905] In one embodiment, the composition comprises an RNAi agent which comprises an antisense strand comprising at least 15 contiguous nucleotides differing by 0, 1, 2 or 3 mismatches from the antisense strand of a RNAi agent described herein.

[00906] In another embodiment, the composition comprises an RNAi agent which comprises a sense strand comprising at least 15 contiguous nucleotides differing by 0, 1, 2, or 3 mismatches from the sense strand of one of the listed RNAi agents, and an antisense strand comprising at least 15 contiguous nucleotides differing by 0, 1, 2 or 3 mismatches from the antisense strand of the same RNAi agent.

[00907] A “mismatch” is defined herein as a difference between the base sequence or length when two sequences are maximally aligned and compared. As a non-limiting example, a mismatch is counted if a difference exists between the base at a particular location in one sequence and the base at the corresponding position in another sequence (e.g., between the sequence of a given RNAi agent and an RNAi agent listed herein). Thus, a mismatch is counted, for example, if a position in one sequence has a particular base (e.g., A), and the corresponding position on the other sequence has a different base (e.g., G, C or U). A mismatch is also counted, e.g., if a position in one sequence has a base (e.g., A), and the corresponding position on the other sequence has no base (e.g., that position is an abasic nucleotide which comprises a phosphate-sugar backbone but no base). A single-stranded nick in either sequence (or in the sense or antisense strand) is not counted as mismatch. Thus, as a non-limiting example, no mismatch would be counted if one sequence comprises the sequence A-G, but the other sequence comprises the sequence A-G with a single-stranded nick between the A and the G. A base modification is also not considered a mismatch. If one sequence comprises a C, and the other sequence comprises a modified C (e.g., with a 2'-modification) at the same position, no mismatch would be counted. Thus, modifications of a nucleotide other than replacement or alteration of the base would not constitute a mismatch. For example, no mismatch would occur between a nucleotide which is A, and a nucleotide which is A with a 5' modification (e.g., those illustrated in Figure 1) and/or a 2'-modification. The key feature of a mismatch (base replacement) is that it would not be able to base-pair with the corresponding base on the opposite strand. Thus, substitution of U with T would not constitute a mismatch. Substitution of a RNA nucleotide with a DNA would also not constitute a mismatch, provided that the base is not changed. In addition, terminal overhangs such as “TT” or “UU” or “dTdT” or “sdTsdT” are not counted when counting the number of mismatches; the terminal “UU” and “dTdT” overhangs are also not included when calculating “15 contiguous nucleotides.” This is because

Elbashir et al. 2001 Nature 411: 494-498 showed that a terminal dinucleotide, such as dithymidine, does not contribute to target recognition. In addition, terminal caps (e.g., a 5' or 3' end cap) are not considered in counting mismatches.

[00908] In these embodiments, a mismatch is defined as a position wherein the base of one sequence does not match the base of the other sequence.

[00909] In another embodiment, the composition comprises 1, 2, 3, 4, or more such RNAi agents.

[00910] In another embodiment, the composition comprises an RNAi agent which comprises a sense strand comprising at least 15 contiguous nucleotides differing by 0, 1, 2 or 3 mismatches from the sense strand of one of the listed RNAi agents, and an antisense strand comprising at least 15 contiguous nucleotides differing by 0, 1, 2 or 3 mismatches from the antisense strand of the same RNAi agent.

EXAMPLES

[00911] **EXAMPLE 1. Sequences of RNAi Agents to HSF1.**

[00912] Table A1, above, provides a list correlating the nickname of a RNAi agent to HSF1 to SEQ ID NOs. of the target sequence, and unmodified and modified variants. The actual sequences are provided below.

[00913] Table 1 provides the sequences of the target sequences (antisense and sense).

[00914] Table 2 provides example unmodified variants of the RNAi agents to HSF1 (antisense and sense).

[00915] Table 3 provides example modified variants of the RNAi agents to HSF1 (antisense and sense). Seven different chemical modification formats are presented for several nucleotide duplex sequences. For each of these, the prefix of the duplex nickname indicates the position (nt) in the HSF1 transcript. Thus, *hs_HSF1_562_* begins at nt 562 of the HSF1 transcript. (Thus, all RNAi agents with the same prefix (e.g., *hs_HSF1_562_*) have the same nucleotide sequence despite differences in chemical modifications. The suffix (e.g., *A22_ S26*) indicates a particular rule set used to design the set of chemical modifications.

[00916] **EXAMPLE 1A. HSF1 RNAi AGENT SEQUENCES AND TARGET SEQUENCES.**

[00917] **Table 1. HSF1 RNAi Agent Target Sequences.**

[00918] Provided are the nicknames of HSF1 RNAi agents, along with the Antisense (AS) and Sense (S) sequences to the target sequences (wherein each sequence nickname begins with *hs_HSF1_**, where * is the nickname provided in each row; e.g., “175_ A22_ S26” is the same as “*hs_HSF1_175_ A22_ S26*”, etc.). Note that the target sequences are presented as DNA (with DNA nucleotides and T instead of U). The corresponding RNAi agents would comprise the corresponding RNA sequence (with RNA nucleotides and U instead of T). The RNAi agents can,

optionally, further comprise a terminal UU or TT on either or both strands, and can comprise modifications, as indicated below by example sets of modifications.

[00919] In various embodiments, the phraseology related to “an RNAi agent (with a sequence) of Table 1”, “an RNAi agent comprising a first strand and a second strand, wherein the sequence of the first strand comprises (or is) the sequence of a strand of Table 1”, and the like, indicate that a strand of the RNAi agent comprises (or has) a RNA sequence corresponding to a disclosed DNA sequence. For example, referring to Table 1, below, RNAi agent (duplex) 175_ A22_ S26 would comprise one strand having the RNA sequence of UCCAUCUCGAGCAAGGAGG (SEQ ID NO: 514) and one strand having the RNA sequence of CCUCCUUGCUCGAGAUGGA (SEQ ID NO: 515). Example RNAi agents corresponding to these target sequences are provided in Table 2.

Table 1. HSF1 RNAi Agent Target Sequences.

Nickname	Original Antisense Sequence	SEQ ID NO:	Original Sense Sequence	SEQ ID NO:
175_ A22_ S26	TCCATCTCGAGCAAGGAGG	12	CCTCCTTGCTCGAGATGGA	96
175_ A25_ S27	TCCATCTCGAGCAAGGAGG	24	CCTCCTTGCTCGAGATGGA	108
175_ A81_ S26	TCCATCTCGAGCAAGGAGG	36	CCTCCTTGCTCGAGATGGA	120
175_ A48_ S26	TCCATCTCGAGCAAGGAGG	48	CCTCCTTGCTCGAGATGGA	132
175_ A82_ S36	TCCATCTCGAGCAAGGAGG	60	CCTCCTTGCTCGAGATGGA	144
175_ A83_ S36	TCCATCTCGAGCAAGGAGG	72	CCTCCTTGCTCGAGATGGA	156
175_ A84_ S36	TCCATCTCGAGCAAGGAGG	84	CCTCCTTGCTCGAGATGGA	168
517_ A22_ S26	TTGATGTTCTCAAGGAGCT	4	AGTCCTTGAGAACATCAA	88
517_ A25_ S27	TTGATGTTCTCAAGGAGCT	16	AGTCCTTGAGAACATCAA	100
517_ A81_ S26	TTGATGTTCTCAAGGAGCT	28	AGTCCTTGAGAACATCAA	112
517_ A48_ S26	TTGATGTTCTCAAGGAGCT	40	AGTCCTTGAGAACATCAA	124
517_ A82_ S36	TTGATGTTCTCAAGGAGCT	52	AGTCCTTGAGAACATCAA	136
517_ A83_ S36	TTGATGTTCTCAAGGAGCT	64	AGTCCTTGAGAACATCAA	148
517_ A84_ S36	TTGATGTTCTCAAGGAGCT	76	AGTCCTTGAGAACATCAA	160
562_ A22_ S26	TTTATGTCTTCACTCTTCA	1	TGAAGAGTGAAGACATAAA	85
562_ A25_ S27	TTTATGTCTTCACTCTTCA	13	TGAAGAGTGAAGACATAAA	97
562_ A81_ S26	TTTATGTCTTCACTCTTCA	25	TGAAGAGTGAAGACATAAA	109
562_ A48_ S26	TTTATGTCTTCACTCTTCA	37	TGAAGAGTGAAGACATAAA	121
562_ A82_ S36	TTTATGTCTTCACTCTTCA	49	TGAAGAGTGAAGACATAAA	133
562_ A83_ S36	TTTATGTCTTCACTCTTCA	61	TGAAGAGTGAAGACATAAA	145
562_ A84_ S36	TTTATGTCTTCACTCTTCA	73	TGAAGAGTGAAGACATAAA	157
751_ A22_ S26	ATCAGGAAGTGAATGAGCT	2	AGTCATTGAGTTCTGAT	86

751_ A25_ S27	ATCAGGAACTGAATGAGCT	14	AGCTCATTAGTTCTCTGAT	98
751_ A81_ S26	ATCAGGAACTGAATGAGCT	26	AGCTCATTAGTTCTCTGAT	110
751_ A48_ S26	ATCAGGAACTGAATGAGCT	38	AGCTCATTAGTTCTCTGAT	122
751_ A82_ S36	ATCAGGAACTGAATGAGCT	50	AGCTCATTAGTTCTCTGAT	134
751_ A83_ S36	ATCAGGAACTGAATGAGCT	62	AGCTCATTAGTTCTCTGAT	146
751_ A84_ S36	ATCAGGAACTGAATGAGCT	74	AGCTCATTAGTTCTCTGAT	158
755_ A22_ S26	TGAGATCAGGAACTGAATG	3	CATTAGTTCTCTGATCTCA	87
755_ A25_ S27	TGAGATCAGGAACTGAATG	15	CATTAGTTCTCTGATCTCA	99
755_ A81_ S26	TGAGATCAGGAACTGAATG	27	CATTAGTTCTCTGATCTCA	111
755_ A48_ S26	TGAGATCAGGAACTGAATG	39	CATTAGTTCTCTGATCTCA	123
755_ A82_ S36	TGAGATCAGGAACTGAATG	51	CATTAGTTCTCTGATCTCA	135
755_ A83_ S36	TGAGATCAGGAACTGAATG	63	CATTAGTTCTCTGATCTCA	147
755_ A84_ S36	TGAGATCAGGAACTGAATG	75	CATTAGTTCTCTGATCTCA	159
846_ A22_ S26	TATACTTGGGCATGGAATG	5	CATTCCATGCCCAAGTATA	89
846_ A25_ S27	TATACTTGGGCATGGAATG	17	CATTCCATGCCCAAGTATA	101
846_ A81_ S26	TATACTTGGGCATGGAATG	29	CATTCCATGCCCAAGTATA	113
846_ A48_ S26	TATACTTGGGCATGGAATG	41	CATTCCATGCCCAAGTATA	125
846_ A82_ S36	TATACTTGGGCATGGAATG	53	CATTCCATGCCCAAGTATA	137
846_ A83_ S36	TATACTTGGGCATGGAATG	65	CATTCCATGCCCAAGTATA	149
846_ A84_ S36	TATACTTGGGCATGGAATG	77	CATTCCATGCCCAAGTATA	161
1360_ A22_ S26	TTATCCAGGTTGGAGTCCA	6	TGGACTCCAACCTGGATAA	90
1360_ A25_ S27	TTATCCAGGTTGGAGTCCA	18	TGGACTCCAACCTGGATAA	102
1360_ A81_ S26	TTATCCAGGTTGGAGTCCA	30	TGGACTCCAACCTGGATAA	114
1360_ A48_ S26	TTATCCAGGTTGGAGTCCA	42	TGGACTCCAACCTGGATAA	126
1360_ A82_ S36	TTATCCAGGTTGGAGTCCA	54	TGGACTCCAACCTGGATAA	138
1360_ A83_ S36	TTATCCAGGTTGGAGTCCA	66	TGGACTCCAACCTGGATAA	150
1360_ A84_ S36	TTATCCAGGTTGGAGTCCA	78	TGGACTCCAACCTGGATAA	162
2030_ A22_ S26	ATTCTGACTATGAACAACC	7	GGTTGTTTCATAGTCAGAAT	91
2030_ A25_ S27	ATTCTGACTATGAACAACC	19	GGTTGTTTCATAGTCAGAAT	103
2030_ A81_ S26	ATTCTGACTATGAACAACC	31	GGTTGTTTCATAGTCAGAAT	115
2030_ A48_ S26	ATTCTGACTATGAACAACC	43	GGTTGTTTCATAGTCAGAAT	127
2030_ A82_ S36	ATTCTGACTATGAACAACC	55	GGTTGTTTCATAGTCAGAAT	139
2030_ A83_ S36	ATTCTGACTATGAACAACC	67	GGTTGTTTCATAGTCAGAAT	151
2030_ A84_ S36	ATTCTGACTATGAACAACC	79	GGTTGTTTCATAGTCAGAAT	163
2034_ A22_ S26	TACAATTCTGACTATGAAC	8	GTTTCATAGTCAGAATTGTA	92

2034_ A25_ S27	TACAATTCTGACTATGAAC	20	GTTTCATAGTCAGAATTGTA	104
2034_ A81_ S26	TACAATTCTGACTATGAAC	32	GTTTCATAGTCAGAATTGTA	116
2034_ A48_ S26	TACAATTCTGACTATGAAC	44	GTTTCATAGTCAGAATTGTA	128
2034_ A82_ S36	TACAATTCTGACTATGAAC	56	GTTTCATAGTCAGAATTGTA	140
2034_ A83_ S36	TACAATTCTGACTATGAAC	68	GTTTCATAGTCAGAATTGTA	152
2034_ A84_ S36	TACAATTCTGACTATGAAC	80	GTTTCATAGTCAGAATTGTA	164
2138_ A22_ S26	TCTGTTTATAGATCTCTGC	9	GCAGAGATCTATAAACAGA	93
2138_ A25_ S27	TCTGTTTATAGATCTCTGC	21	GCAGAGATCTATAAACAGA	105
2138_ A81_ S26	TCTGTTTATAGATCTCTGC	33	GCAGAGATCTATAAACAGA	117
2138_ A48_ S26	TCTGTTTATAGATCTCTGC	45	GCAGAGATCTATAAACAGA	129
2138_ A82_ S36	TCTGTTTATAGATCTCTGC	57	GCAGAGATCTATAAACAGA	141
2138_ A83_ S36	TCTGTTTATAGATCTCTGC	69	GCAGAGATCTATAAACAGA	153
2138_ A84_ S36	TCTGTTTATAGATCTCTGC	81	GCAGAGATCTATAAACAGA	165
2153_ A22_ S26	TTAGCATAGAGCCTGTCTG	10	CAGACAGGCTCTATGCTAA	94
2153_ A25_ S27	TTAGCATAGAGCCTGTCTG	22	CAGACAGGCTCTATGCTAA	106
2153_ A81_ S26	TTAGCATAGAGCCTGTCTG	34	CAGACAGGCTCTATGCTAA	118
2153_ A48_ S26	TTAGCATAGAGCCTGTCTG	46	CAGACAGGCTCTATGCTAA	130
2153_ A82_ S36	TTAGCATAGAGCCTGTCTG	58	CAGACAGGCTCTATGCTAA	142
2153_ A83_ S36	TTAGCATAGAGCCTGTCTG	70	CAGACAGGCTCTATGCTAA	154
2153_ A84_ S36	TTAGCATAGAGCCTGTCTG	82	CAGACAGGCTCTATGCTAA	166
2154_ A22_ S26	TTTAGCATAGAGCCTGTCT	11	AGACAGGCTCTATGCTAAA	95
2154_ A25_ S27	TTTAGCATAGAGCCTGTCT	23	AGACAGGCTCTATGCTAAA	107
2154_ A81_ S26	TTTAGCATAGAGCCTGTCT	35	AGACAGGCTCTATGCTAAA	119
2154_ A48_ S26	TTTAGCATAGAGCCTGTCT	47	AGACAGGCTCTATGCTAAA	131
2154_ A82_ S36	TTTAGCATAGAGCCTGTCT	59	AGACAGGCTCTATGCTAAA	143
2154_ A83_ S36	TTTAGCATAGAGCCTGTCT	71	AGACAGGCTCTATGCTAAA	155
2154_ A84_ S36	TTTAGCATAGAGCCTGTCT	83	AGACAGGCTCTATGCTAAA	167

[00920] EXAMPLE 1B. HSF1 RNAi AGENT SEQUENCES. (UNMODIFIED)

[00921] Table 2. HSF1 RNAi Agent Sequences. (Example Unmodified)

[00922] Provided are the nicknames and unmodified variants of RNAi agents (wherein each sequence nickname begins with `hs_HSF1_*`, where `*` is the nickname provided in each row; e.g., “175_ A22_ S26” is the same as “`hs_HSF1_175_ A22_ S26`”, etc.).

Table 2. Unmodified variants

Nickname	Original Antisense Sequence (Generic RNA View)	SEQ ID NO:	Original Sense Sequence (Generic RNA View)	SEQ ID NO:
175_ A22_ S26	UCCAUCUCGAGCAAGGAGG	180	CCUCCUUGCUCGAGAUGGA	264
175_ A25_ S27	UCCAUCUCGAGCAAGGAGG	192	CCUCCUUGCUCGAGAUGGA	276
175_ A81_ S26	UCCAUCUCGAGCAAGGAGG	204	CCUCCUUGCUCGAGAUGGA	288
175_ A48_ S26	UCCAUCUCGAGCAAGGAGG	216	CCUCCUUGCUCGAGAUGGA	300
175_ A82_ S36	UCCAUCUCGAGCAAGGAGG	228	CCUCCUUGCUCGAGAUGGA	312
175_ A83_ S36	UCCAUCUCGAGCAAGGAGG	240	CCUCCUUGCUCGAGAUGGA	324
175_ A84_ S36	UCCAUCUCGAGCAAGGAGG	252	CCUCCUUGCUCGAGAUGGA	336
517_ A22_ S26	UUGAUGUUCUCAAGGAGCU	172	AGCUCCUUGAGAACAUCAA	256
517_ A25_ S27	UUGAUGUUCUCAAGGAGCU	184	AGCUCCUUGAGAACAUCAA	268
517_ A81_ S26	UUGAUGUUCUCAAGGAGCU	196	AGCUCCUUGAGAACAUCAA	280
517_ A48_ S26	UUGAUGUUCUCAAGGAGCU	208	AGCUCCUUGAGAACAUCAA	292
517_ A82_ S36	UUGAUGUUCUCAAGGAGCU	220	AGCUCCUUGAGAACAUCAA	304
517_ A83_ S36	UUGAUGUUCUCAAGGAGCU	232	AGCUCCUUGAGAACAUCAA	316
517_ A84_ S36	UUGAUGUUCUCAAGGAGCU	244	AGCUCCUUGAGAACAUCAA	328
562_ A22_ S26	UUUAUGUCUUCACUCUUCA	169	UGAAGAGUGAAGACAUAAA	253
562_ A25_ S27	UUUAUGUCUUCACUCUUCA	181	UGAAGAGUGAAGACAUAAA	265
562_ A81_ S26	UUUAUGUCUUCACUCUUCA	193	UGAAGAGUGAAGACAUAAA	277
562_ A48_ S26	UUUAUGUCUUCACUCUUCA	205	UGAAGAGUGAAGACAUAAA	289
562_ A82_ S36	UUUAUGUCUUCACUCUUCA	217	UGAAGAGUGAAGACAUAAA	301
562_ A83_ S36	UUUAUGUCUUCACUCUUCA	229	UGAAGAGUGAAGACAUAAA	313
562_ A84_ S36	UUUAUGUCUUCACUCUUCA	241	UGAAGAGUGAAGACAUAAA	325
751_ A22_ S26	AUCAGGAACUGAAUGAGCU	170	AGCUCAUUCAGUUCCUGAU	254
751_ A25_ S27	AUCAGGAACUGAAUGAGCU	182	AGCUCAUUCAGUUCCUGAU	266
751_ A81_ S26	AUCAGGAACUGAAUGAGCU	194	AGCUCAUUCAGUUCCUGAU	278
751_ A48_ S26	AUCAGGAACUGAAUGAGCU	206	AGCUCAUUCAGUUCCUGAU	290
751_ A82_ S36	AUCAGGAACUGAAUGAGCU	218	AGCUCAUUCAGUUCCUGAU	302
751_ A83_ S36	AUCAGGAACUGAAUGAGCU	230	AGCUCAUUCAGUUCCUGAU	314
751_ A84_ S36	AUCAGGAACUGAAUGAGCU	242	AGCUCAUUCAGUUCCUGAU	326
755_ A22_ S26	UGAGAUCAAGGAACUGAAUG	171	CAUUCAGUUCCUGAUCUCA	255
755_ A25_ S27	UGAGAUCAAGGAACUGAAUG	183	CAUUCAGUUCCUGAUCUCA	267
755_ A81_ S26	UGAGAUCAAGGAACUGAAUG	195	CAUUCAGUUCCUGAUCUCA	279
755_ A48_ S26	UGAGAUCAAGGAACUGAAUG	207	CAUUCAGUUCCUGAUCUCA	291
755_ A82_ S36	UGAGAUCAAGGAACUGAAUG	219	CAUUCAGUUCCUGAUCUCA	303

2016202437 18 Apr 2016

755_ A83_ S36	UGAGAU CAGGAACUGAAUG	231	CAUUCAGU UCCUGAUCUCA	315
755_ A84_ S36	UGAGAU CAGGAACUGAAUG	243	CAUUCAGU UCCUGAUCUCA	327
846_ A22_ S26	UAUACU UGGGCAUGGAAUG	173	CAUUCCAUG CCCAAGUAUA	257
846_ A25_ S27	UAUACU UGGGCAUGGAAUG	185	CAUUCCAUG CCCAAGUAUA	269
846_ A81_ S26	UAUACU UGGGCAUGGAAUG	197	CAUUCCAUG CCCAAGUAUA	281
846_ A48_ S26	UAUACU UGGGCAUGGAAUG	209	CAUUCCAUG CCCAAGUAUA	293
846_ A82_ S36	UAUACU UGGGCAUGGAAUG	221	CAUUCCAUG CCCAAGUAUA	305
846_ A83_ S36	UAUACU UGGGCAUGGAAUG	233	CAUUCCAUG CCCAAGUAUA	317
846_ A84_ S36	UAUACU UGGGCAUGGAAUG	245	CAUUCCAUG CCCAAGUAUA	329
1360_ A22_ S26	UUAUCC AGGUUGGAGUCCA	174	UGGACUCCA ACCUGGAUAA	258
1360_ A25_ S27	UUAUCC AGGUUGGAGUCCA	186	UGGACUCCA ACCUGGAUAA	270
1360_ A81_ S26	UUAUCC AGGUUGGAGUCCA	198	UGGACUCCA ACCUGGAUAA	282
1360_ A48_ S26	UUAUCC AGGUUGGAGUCCA	210	UGGACUCCA ACCUGGAUAA	294
1360_ A82_ S36	UUAUCC AGGUUGGAGUCCA	222	UGGACUCCA ACCUGGAUAA	306
1360_ A83_ S36	UUAUCC AGGUUGGAGUCCA	234	UGGACUCCA ACCUGGAUAA	318
1360_ A84_ S36	UUAUCC AGGUUGGAGUCCA	246	UGGACUCCA ACCUGGAUAA	330
2030_ A22_ S26	AUUCUG ACUAUGAACAACC	175	GGUUGUUC AUAGUCAGAAU	259
2030_ A25_ S27	AUUCUG ACUAUGAACAACC	187	GGUUGUUC AUAGUCAGAAU	271
2030_ A81_ S26	AUUCUG ACUAUGAACAACC	199	GGUUGUUC AUAGUCAGAAU	283
2030_ A48_ S26	AUUCUG ACUAUGAACAACC	211	GGUUGUUC AUAGUCAGAAU	295
2030_ A82_ S36	AUUCUG ACUAUGAACAACC	223	GGUUGUUC AUAGUCAGAAU	307
2030_ A83_ S36	AUUCUG ACUAUGAACAACC	235	GGUUGUUC AUAGUCAGAAU	319
2030_ A84_ S36	AUUCUG ACUAUGAACAACC	247	GGUUGUUC AUAGUCAGAAU	331
2034_ A22_ S26	UACAAU UCUGACUAUGAAC	176	GUUCAUAG UCAGAAUUGUA	260
2034_ A25_ S27	UACAAU UCUGACUAUGAAC	188	GUUCAUAG UCAGAAUUGUA	272
2034_ A81_ S26	UACAAU UCUGACUAUGAAC	200	GUUCAUAG UCAGAAUUGUA	284
2034_ A48_ S26	UACAAU UCUGACUAUGAAC	212	GUUCAUAG UCAGAAUUGUA	296
2034_ A82_ S36	UACAAU UCUGACUAUGAAC	224	GUUCAUAG UCAGAAUUGUA	308
2034_ A83_ S36	UACAAU UCUGACUAUGAAC	236	GUUCAUAG UCAGAAUUGUA	320
2034_ A84_ S36	UACAAU UCUGACUAUGAAC	248	GUUCAUAG UCAGAAUUGUA	332
2138_ A22_ S26	UCUGUUU AUAGAUCUCUGC	177	GCAGAGAUC UAUAACAGA	261
2138_ A25_ S27	UCUGUUU AUAGAUCUCUGC	189	GCAGAGAUC UAUAACAGA	273
2138_ A81_ S26	UCUGUUU AUAGAUCUCUGC	201	GCAGAGAUC UAUAACAGA	285
2138_ A48_ S26	UCUGUUU AUAGAUCUCUGC	213	GCAGAGAUC UAUAACAGA	297
2138_ A82_ S36	UCUGUUU AUAGAUCUCUGC	225	GCAGAGAUC UAUAACAGA	309

2138_A83_S36	UCUGUUUUAUAGAUCUCUGC	237	GCAGAGAUCUAUAAACAGA	321
2138_A84_S36	UCUGUUUUAUAGAUCUCUGC	249	GCAGAGAUCUAUAAACAGA	333
2153_A22_S26	UUAGCAUAGAGCCUGUCUG	178	CAGACAGGCUCUAUGCUGAA	262
2153_A25_S27	UUAGCAUAGAGCCUGUCUG	190	CAGACAGGCUCUAUGCUGAA	274
2153_A81_S26	UUAGCAUAGAGCCUGUCUG	202	CAGACAGGCUCUAUGCUGAA	286
2153_A48_S26	UUAGCAUAGAGCCUGUCUG	214	CAGACAGGCUCUAUGCUGAA	298
2153_A82_S36	UUAGCAUAGAGCCUGUCUG	226	CAGACAGGCUCUAUGCUGAA	310
2153_A83_S36	UUAGCAUAGAGCCUGUCUG	238	CAGACAGGCUCUAUGCUGAA	322
2153_A84_S36	UUAGCAUAGAGCCUGUCUG	250	CAGACAGGCUCUAUGCUGAA	334
2154_A22_S26	UUUAGCAUAGAGCCUGUCU	179	AGACAGGCUCUAUGCUGAAA	263
2154_A25_S27	UUUAGCAUAGAGCCUGUCU	191	AGACAGGCUCUAUGCUGAAA	275
2154_A81_S26	UUUAGCAUAGAGCCUGUCU	203	AGACAGGCUCUAUGCUGAAA	287
2154_A48_S26	UUUAGCAUAGAGCCUGUCU	215	AGACAGGCUCUAUGCUGAAA	299
2154_A82_S36	UUUAGCAUAGAGCCUGUCU	227	AGACAGGCUCUAUGCUGAAA	311
2154_A83_S36	UUUAGCAUAGAGCCUGUCU	239	AGACAGGCUCUAUGCUGAAA	323
2154_A84_S36	UUUAGCAUAGAGCCUGUCU	251	AGACAGGCUCUAUGCUGAAA	335

[00923] Note that the sequences in Table 2 represent the HSF1 portion of sense and antisense strands of various RNAi agents. Each strand can further comprise a UU dinucleotide at one or both 3' ends, as shown in Table 3.

[00924] EXAMPLE 1C. HSF1 RNAi AGENT SEQUENCES. (MODIFIED)

[00925] Table 3. HSF1 RNAi Agent Sequences. (Example modified)

[00926] Provided are nicknames and example modified variants for HSF1 RNAi agents. Each of several RNAi agent duplexes is presented in seven different chemical modification formats.

Abbreviations are as follows:

002 DNA

004 2'Ome

005 2'MOE

[00927] Thus, U004 indicates a nucleotide with a U base with a 2'Ome modification; U002 indicates a nucleotide with a U base which is DNA; U005 indicates a base with a U base with a 2'MOE modification. Similarly, other nucleotides are modified, e.g., C004 indicates a nucleotide with a C base and a 2'Ome modification. Example modified nucleotides are shown in Figure 1. Also note that the sequences in Table 3 comprise a UU dinucleotide; this not part of the HSF1 sequence.

Table 3. Example modified variants

Nickname	Antisense Sequence (Short View)	SEQ ID NO:	Sense Sequence (Short View)	SEQ ID NO:
175_ A22_S26	UCC004 AUCUCGAGC004 AAGGAGGU004 U004	348	C004 C004 U004 C004 C004 U004 U004 GC004 U004 C004 GAGAU004 GGAU004 U004	432
175_ A25_S27	UCCAUCUCGAGCAAGGAGGU004 U004	360	CCUCCUUGCUCGAGAUGGAU004 U004	444
175_ A81_S26	UCC004 AU004 C004 U004 C004 GAGC004 AAGGAGGU004 U004	372	C004 C004 U004 C004 C004 U004 U004 GC004 U004 C004 GAGAU004 GGAU004 U004	456
175_ A48_S26	U002 CC004 AUCUCGAGC004 AAGGAGGU004 U004	384	C004 C004 U004 C004 C004 U004 U004 GC004 U004 C004 GAGAU004 GGAU004 U004	468
175_ A82_S36	U002 CC004 AUCUCGAGC004 AAGGAG005 G005 U004 U004	396	C005 C005 UC004 CUUG004 CUCG004 AGA004 UGG005 A005 U004 U004	480
175_ A83_S36	U002 CC004 AUCU004 CGA004 GCAAG004 GAG005 G005 U004 U004	408	C005 C005 UC004 CUUG004 CUCG004 AGA004 UGG005 A005 U004 U004	492
175_ A84_S36	U002 CC005 AUCU005 CGA005 GCAAG005 GAG005 G005 U004 U004	420	C005 C005 UC004 CUUG004 CUCG004 AGA004 UGG005 A005 U004 U004	504
517_ A22_S26	UUGAUGUUCUC004 AAGGAGCUU004 U004	340	AGC004 U004 C004 C004 U004 U004 GAGAAC004 AU004 C004 AAU004 U004	424
517_ A25_S27	UUGAUGUUCUCAAGGAGCUU004 U004	352	AGCUCCUUGAGAACAUCAAU004 U004	436
517_ A81_S26	UUGAU004 GU004 U004 C004 U004 C004 AAGGAGC004 U004 U004 U004	364	AGC004 U004 C004 C004 U004 U004 GAGAAC004 AU004 C004 AAU004 U004	448
517_ A48_S26	U002 UGAUGUUCUC004 AAGGAGCUU004 U004	376	AGC004 U004 C004 C004 U004 U004 GAGAAC004 AU004 C004 AAU004 U004	460
517_ A82_S36	U002 UGAUGUUCUC004 AAGGAGC005 U005 U004 U004	388	A005 G005 CU004 CCUU004 GAGA004 ACA004 UCA005 A005 U004 U004	472
517_ A83_S36	U002 UG004 AUGU004 UCU004 CAAGG004 AGC005 U005 U004 U004	400	A005 G005 CU004 CCUU004 GAGA004 ACA004 UCA005 A005 U004 U004	484
517_ A84_S36	U002 UG005 AUGU005 UCU005 CAAGG005 AGC005 U005 U004 U004	412	A005 G005 CU004 CCUU004 GAGA004 ACA004 UCA005 A005 U004 U004	496

562_ A22_S26	UUU004 AUGUCUUC004 ACUCUUC004 AU004 U004	337	U004 GAAGAGU004 GAAGAC004 AU004 AAAU004 U004	421
562_ A25_S27	UUUAUGUCUUCACUCUUCAU004 U004	349	UGAAGAGUGAAGACAUAAAU004 U004	433
562_ A81_S26	UUU004 AU004 GU004 C004 U004 U004 C004 ACUC004 U004 U004 C004 AU004 U004	361	U004 GAAGAGU004 GAAGAC004 AU004 AAAU004 U004	445
562_ A48_S26	U002 UU004 AUGUCUUC004 ACUCUUC004 AU004 U004	373	U004 GAAGAGU004 GAAGAC004 AU004 AAAU004 U004	457
562_ A82_S36	U002 UU004 AUGUCUUC004 ACUCUUC005 A005 U004 U004	385	U005 G005 AA004 GAGU004 GAAG004 ACA004 UAA005 A005 U004 U004	469
562_ A83_S36	U002 UU004 AUGU004 CUU004 CACUC004 UUC005 A005 U004 U004	397	U005 G005 AA004 GAGU004 GAAG004 ACA004 UAA005 A005 U004 U004	481
562_ A84_S36	U002 UU005 AUGU005 CUU005 CACUC005 UUC005 A005 U004 U004	409	U005 G005 AA004 GAGU004 GAAG004 ACA004 UAA005 A005 U004 U004	493
751_ A22_S26	AUC004 AGGAACUGAAUGAGCUU004 U004	338	AGC004 U004 C004 AU004 U004 C004 AGU004 U004 C004 C004 U004 GAU004 U004 U004	422
751_ A25_S27	AUCAGGAACUGAAUGAGCUU004 U004	350	AGCUCAUUCAGUUCCUGAUU004 U004	434
751_ A81_S26	AUC004 AGGAAC004 U004 GAAUGAGC004 U004 U004 U004	362	AGC004 U004 C004 AU004 U004 C004 AGU004 U004 C004 C004 U004 GAU004 U004 U004	446
751_ A48_S26	A002 UC004 AGGAACUGAAUGAGCUU004 U004	374	AGC004 U004 C004 AU004 U004 C004 AGU004 U004 C004 C004 U004 GAU004 U004 U004	458
751_ A82_S36	A002 UC004 AGGAACUGAAUGAGC005 U005 U004 U004	386	A005 G005 CU004 CAUU004 CAGU004 UCC004 UGA005 U005 U004 U004	470
751_ A83_S36	A002 UC004 AGGA004 ACU004 GAAUG004 AGC005 U005 U004 U004	398	A005 G005 CU004 CAUU004 CAGU004 UCC004 UGA005 U005 U004 U004	482
751_ A84_S36	A002 UC005 AGGA005 ACU005 GAAUG005 AGC005 U005 U004 U004	410	A005 G005 CU004 CAUU004 CAGU004 UCC004 UGA005 U005 U004 U004	494
755_ A22_S26	UGAGAUC004 AGGAACUGAAUGU004 U004	339	C004 AU004 U004 C004 AGU004 U004 C004 C004 U004 GAU004 C004 U004	423

			C004 AU004 U004	
755_ A25_S27	UGAGAU004 C004 AGGAACUGAAU004 GU004 U004	351	CAUUCAGU004 CAGU004 U004	435
755_ A81_S26	UGAGAU004 C004 AGGAACUGAAU004 GU004 U004	363	C004 AU004 U004 C004 AGU004 U004 C004 C004 U004 GAU004 C004 U004 C004 AU004 U004	447
755_ A48_S26	U002 GAGAU004 AGGAACUGAAU004 U004	375	C004 AU004 U004 C004 AGU004 U004 C004 C004 U004 GAU004 C004 U004 C004 AU004 U004	459
755_ A82_S36	U002 GAGAU004 AGGAACUGAAU005 G005 U004 U004	387	C005 A005 UU004 CAGU004 UCCU004 GAU004 CUC005 A005 U004 U004	471
755_ A83_S36	U002 GA004 GAUC004 AGG004 AACUG004 AAU005 G005 U004 U004	399	C005 A005 UU004 CAGU004 UCCU004 GAU004 CUC005 A005 U004 U004	483
755_ A84_S36	U002 GA005 GAUC005 AGG005 AACUG005 AAU005 G005 U004 U004	411	C005 A005 UU004 CAGU004 UCCU004 GAU004 CUC005 A005 U004 U004	495
846_ A22_S26	U004 AU004 ACUUGGGC004 AUGGAUGU004 U004	341	C004 AU004 U004 C004 C004 AU004 GC004 C004 C004 AAGU004 AU004 AU004 U004	425
846_ A25_S27	UAUACUUGGGCAUGGAUGU004 U004	353	CAUUCCAUGCCCAAGUAU004 U004	437
846_ A81_S26	UAU004 AC004 U004 U004 GGGC004 AUGGAU004 GU004 U004	365	C004 AU004 U004 C004 C004 AU004 GC004 C004 C004 AAGU004 AU004 AU004 U004	449
846_ A48_S26	U002 AU004 ACUUGGGC004 AUGGAUGU004 U004	377	C004 AU004 U004 C004 C004 AU004 GC004 C004 C004 AAGU004 AU004 AU004 U004	461
846_ A82_S36	U002 AU004 ACUUGGGC004 AUGGAU005 G005 U004 U004	389	C005 A005 UU004 CCAU004 GCCC004 AAG004 UAU005 A005 U004 U004	473
846_ A83_S36	U002 AU004 ACU004 GGG004 CAUGG004 AAU005 G005 U004 U004	401	C005 A005 UU004 CCAU004 GCCC004 AAG004 UAU005 A005 U004 U004	485
846_ A84_S36	U002 AU005 ACU005 GGG005 CAUGG005 AAU005 G005 U004 U004	413	C005 A005 UU004 CCAU004 GCCC004 AAG004 UAU005 A005 U004 U004	497
1360_ A22_S26	UU004 AUCC004 AGGUUGGAGUCC004 AU004 U004	342	U004 GGAC004 U004 C004 C004 AAC004 C004 U004 GGAU004 AAU004 U004	426

2016202437 18 Apr 2016

1360_ A25_S27	UUAUCCAGGUUGGAGUCCA004 U004	354	UGGACUCCAACCUGGAUAAU004 U004	438
1360_ A81_S26	UUAU004 C004 C004 AGGU004 U004 GGAGU004 C004 C004 AU004 U004	366	U004 GGAC004 U004 C004 C004 AAC004 C004 U004 GGAU004 AAU004 U004	450
1360_ A48_S26	U002 U004 AUCC004 AGGUUGGAGUCC004 AU004 U004	378	U004 GGAC004 U004 C004 C004 AAC004 C004 U004 GGAU004 AAU004 U004	462
1360_ A82_S36	U002 U004 AUCC004 AGGUUGGAGUCC005 A005 U004 U004	390	U005 G005 GA004 CUCC004 AACC004 UGG004 AUA005 A005 U004 U004	474
1360_ A83_S36	U002 UA004 UCCA004 GGU004 UGGAG004 UCC005 A005 U004 U004	402	U005 G005 GA004 CUCC004 AACC004 UGG004 AUA005 A005 U004 U004	486
1360_ A84_S36	U002 UA005 UCCA005 GGU005 UGGAG005 UCC005 A005 U004 U004	414	U005 G005 GA004 CUCC004 AACC004 UGG004 AUA005 A005 U004 U004	498
2030_ A22_S26	AUUCUGACU004 AUGAAC004 AACCU004 U004	343	GGU004 U004 GU004 U004 C004 AU004 AGU004 C004 AGAAU004 U004 U004	427
2030_ A25_S27	AUUCUGACUAUGAACAAACCU004 U004	355	GGUUGUUCAUAGUCAGAAUU004 U004	439
2030_ A81_S26	AUU004 C004 U004 GAC004 U004 AU004 GAAC004 AAC004 C004 U004 U004	367	GGU004 U004 GU004 U004 C004 AU004 AGU004 C004 AGAAU004 U004 U004	451
2030_ A48_S26	A002 UUCUGACU004 AUGAAC004 AACCU004 U004	379	GGU004 U004 GU004 U004 C004 AU004 AGU004 C004 AGAAU004 U004 U004	463
2030_ A82_S36	A002 UUCUGACU004 AUGAAC004 AAC005 C005 U004 U004	391	G005 G005 UU004 GUUC004 AUAG004 UCA004 GAA005 U005 U004 U004	475
2030_ A83_S36	A002 UU004 CUGA004 CUA004 UGAAC004 AAC005 C005 U004 U004	403	G005 G005 UU004 GUUC004 AUAG004 UCA004 GAA005 U005 U004 U004	487
2030_ A84_S36	A002 UU005 CUGA005 CUA005 UGAAC005 AAC005 C005 U004 U004	415	G005 G005 UU004 GUUC004 AUAG004 UCA004 GAA005 U005 U004 U004	499
2034_ A22_S26	U004 AC004 AAUUCUGACU004 AUGAACU004 U004	344	GU004 U004 C004 AU004 AGU004 C004 AGAAU004 U004 GU004 AU004 U004	428
2034_ A25_S27	UACAAUUCUGACUAUGAACU004 U004	356	GUUCAUAGUCAGAAUUGUAU004 U004	440
2034_ A81_S26	UAC004 AAU004 U004 C004 U004 GAC004 UAU004 GAAC004 U004 U004	368	GU004 U004 C004 AU004 AGU004 C004 AGAAU004 U004 GU004 AU004 U004	452
2034_ A22_S26	U002 AC004 AAUUCUGACU004	380	GU004 U004 C004 AU004	464

2016202437 18 Apr 2016

A48_S26	AUGAACU004 U004		AGU004 C004 AGAAU004 U004 GU004 AU004 U004	
2034_ A82_S36	U002 AC004 AAUUCUGACU004 AUGAA005 C005 U004 U004	392	G005 U005 UC004 AUAG004 UCAG004 AAU004 UGU005 A005 U004 U004	476
2034_ A83_S36	U002 AC004 AAUU004 CUG004 ACUAU004 GAA005 C005 U004 U004	404	G005 U005 UC004 AUAG004 UCAG004 AAU004 UGU005 A005 U004 U004	488
2034_ A84_S36	U002 AC005 AAUU005 CUG005 ACUAU005 GAA005 C005 U004 U004	416	G005 U005 UC004 AUAG004 UCAG004 AAU004 UGU005 A005 U004 U004	500
2138_ A22_S26	UCUGUUU004 AU004 AGAUCUCUGCU004 U004	345	GC004 AGAGAU004 C004 U004 AU004 AAAC004 AGAU004 U004	429
2138_ A25_S27	UCUGUUUAUAGAUCUCUGCU004 U004	357	GCAGAGAUCUAUAAACAGAU004 U004	441
2138_ A81_S26	UCU004 GU004 U004 U004 AU004 AGAUCU004 C004 U004 GC004 U004 U004	369	GC004 AGAGAU004 C004 U004 AU004 AAAC004 AGAU004 U004	453
2138_ A48_S26	U002 CUGUUU004 AU004 AGAUCUCUGCU004 U004	381	GC004 AGAGAU004 C004 U004 AU004 AAAC004 AGAU004 U004	465
2138_ A82_S36	U002 CUGUUU004 AU004 AGAUCUCUG005 C005 U004 U004	393	G005 C005 AG004 AGAU004 CUAU004 AAA004 CAG005 A005 U004 U004	477
2138_ A83_S36	U002 CU004 GUUU004 AUA004 GAUCU004 CUG005 C005 U004 U004	405	G005 C005 AG004 AGAU004 CUAU004 AAA004 CAG005 A005 U004 U004	489
2138_ A84_S36	U002 CU005 GUUU005 AUA005 GAUCU005 CUG005 C005 U004 U004	417	G005 C005 AG004 AGAU004 CUAU004 AAA004 CAG005 A005 U004 U004	501
2153_ A22_S26	UU004 AGC004 AU004 AGAGCCUGUCUGU004 U004	346	C004 AGAC004 AGGC004 U004 C004 U004 AU004 GC004 U004 AAU004 U004	430
2153_ A25_S27	UUAGCAUAGAGCCUGUCUGU004 U004	358	CAGACAGGCUCUAUGCUAU004 U004	442
2153_ A81_S26	UUAGC004 AU004 AGAGC004 CUGU004 C004 U004 GU004 U004	370	C004 AGAC004 AGGC004 U004 C004 U004 AU004 GC004 U004 AAU004 U004	454
2153_ A48_S26	U002 U004 AGC004 AU004 AGAGCCUGUCUGU004 U004	382	C004 AGAC004 AGGC004 U004 C004 U004 AU004 GC004 U004 AAU004 U004	466
2153_ A82_S36	U002 U004 AGC004 AU004 AGAGCCUGUCU005 G005 U004 U004	394	C005 A005 GA004 CAGG004 CUCU004 AUG004 CUA005 A005 U004 U004	478
2153_ A82_S36	U002 UA004 GCAU004 AGA004 GCCUG004 UCU005	406	C005 A005 GA004 CAGG004 CUCU004 AUG004 CUA005	490

A83_S36	G005 U004 U004		A005 U004 U004	
2153_ A84_S36	U002 UA005 GCAU005 AGA005 GCCUG005 UCU005 G005 U004 U004	418	C005 A005 GA004 CAGG004 CUCU004 AUG004 CUA005 A005 U004 U004	502
2154_ A22_S26	UUU004 AGC004 AU004 AGAGCCUGUCUU004 U004	347	AGAC004 AGGC004 U004 C004 U004 AU004 GC004 U004 AAU004 U004	431
2154_ A25_S27	UUUAGCAUAGAGCCUGUCUU004 U004	359	AGACAGGCUCUAUGCUAAAU004 U004	443
2154_ A81_S26	UUU004 AGC004 AU004 AGAGCCU004 GU004 C004 U004 U004 U004	371	AGAC004 AGGC004 U004 C004 U004 AU004 GC004 U004 AAU004 U004	455
2154_ A48_S26	U002 UU004 AGC004 AU004 AGAGCCUGUCUU004 U004	383	AGAC004 AGGC004 U004 C004 U004 AU004 GC004 U004 AAU004 U004	467
2154_ A82_S36	U002 UU004 AGC004 AU004 AGAGCCUGUC005 U005 U004 U004	395	A005 G005 AC004 AGGC004 UCUA004 UGC004 UAA005 A005 U004 U004	479
2154_ A83_S36	U002 UU004 AGCA004 UAG004 AGCCU004 GUC005 U005 U004 U004	407	A005 G005 AC004 AGGC004 UCUA004 UGC004 UAA005 A005 U004 U004	491
2154_ A84_S36	U002 UU005 AGCA005 UAG005 AGCCU005 GUC005 U005 U004 U004	419	A005 G005 AC004 AGGC004 UCUA004 UGC004 UAA005 A005 U004 U004	503

[00928] EXAMPLE 1D. GROUPS OF OVERLAPPING HSF1 RNAi AGENT SEQUENCES.

[00929] Some of the RNAi agents listed herein overlap each other in sequence. Table 4, below, provides a compilation of some of the groups of overlapping RNAi agents, wherein each member of a group overlaps each other member of the same group by at least 12 nt.

[00930] In various embodiments, the disclosure relates to groups of RNAi agents with overlapping sequences. Thus, the disclosure encompasses groups of RNAi agents wherein each RNAi agent in the group overlaps with each other RNAi agent in the same group by at least 5, 6, 7, 8, 9, 10, 11, 12, 13, 14, 15, 16, 17, 18, 19 or more nucleotides. Particularly, in one embodiment, the overlap is at least 12 nt. Groups of sequences that overlap are shown in Table 4.

[00931] Table 4. Overlapping sequences in HSF1 RNAi agents.

This Table presents sets of HSF1 RNAi agents (last column) wherein all the RNAi agents within each set comprise the same overlapping sequence in the antisense strand (first column) or sense strand (second column). In the column “Groups of Overlapping RNAi Agents to HSF1”, groups of overlapping RNAi agents are presented by nickname. As in other Tables, the nicknames are

preceded by “hs_HSF1_”; thus, for example, “A22_ S26” is the same as “hs_ HSF1_ 751_ A22_ S26”, etc.

The present disclosure contemplates any group of overlapping RNAi agents disclosed herein (e.g., 751_ A22_ S26, 751_ A25_ S27, 751_ A81_ S26, 751_ A48_ S26, 751_ A82_ S36, 751_ A83_ S36, 751_ A84_ S36, 755_ A22_ S26, 755_ A25_ S27, 755_ A81_ S26, 755_ A48_ S26, 755_ A82_ S36, 755_ A83_ S36, and 755_ A84_ S36) or any portion or subgroup of that group (e.g., 751_ A22_ S26, 751_ A25_ S27, and 751_ A81_ S26; and/or 755_ A82_ S36, 755_ A83_ S36, and 755_ A84_ S36 and/or 751_ A84_ S36, 755_ A22_ S26, 755_ A25_ S27, and 755_ A81_ S26), etc.

Antisense Sequence Overlap	SEQ ID NO:	Sense Sequence Overlap	SEQ ID NO:	Groups of Overlapping RNAi Agents to HSF1
ATCAGGAACTGAATG	507	CATTCAGTTCCTGAT	510	751_ A22_ S26 751_ A25_ S27 751_ A81_ S26 751_ A48_ S26 751_ A82_ S36 751_ A83_ S36 751_ A84_ S36 755_ A22_ S26 755_ A25_ S27 755_ A81_ S26 755_ A48_ S26 755_ A82_ S36 755_ A83_ S36 755_ A84_ S36
ATTCTGACTATGAAC	508	GTTTCATAGTCAGAAT	511	2030_ A22_ S26 2030_ A25_ S27 2030_ A81_ S26 2030_ A48_ S26 2030_ A82_ S36 2030_ A83_ S36 2030_ A84_ S36 2034_ A22_ S26 2034_ A25_ S27 2034_ A81_ S26 2034_ A48_ S26 2034_ A82_ S36 2034_ A83_ S36 2034_ A84_ S36
TTAGCATAGAGCCTG TCTG	509	AGACAGGCTCTATGCTAA	512	2153_ A22_ S26 2153_ A25_ S27 2153_ A81_ S26 2153_ A48_ S26 2153_ A82_ S36

				2153_A83_S36
				2153_A84_S36
				2154_A22_S26
				2154_A25_S27
				2154_A81_S26
				2154_A48_S26
				2154_A82_S36
				2154_A83_S36
				2154_A84_S36

[00932] Tables 2, 3 and 4 show, for example, that all RNAi agents with the prefix *hs_HSF1_751* and *hs_HSF1_755* (e.g., *hs_HSF1_751_A22_S26*, *hs_HSF1_751_A25_S27*, *hs_HSF1_751_A81_S26*, *hs_HSF1_751_A48_S26*, *hs_HSF1_751_A82_S36*, *hs_HSF1_751_A83_S36*, *hs_HSF1_751_A84_S36*, *hs_HSF1_755_A22_S26*, *hs_HSF1_755_A25_S27*, *hs_HSF1_755_A81_S26*, *hs_HSF1_755_A48_S26*, *hs_HSF1_755_A82_S36*, and *hs_HSF1_755_A83_S36*, and *hs_HSF1_755_A84_S36*, modified variants thereof, etc.) share the common technical feature of the sequence of CATTGAGTTCCTGAT (SEQ ID NO: 510) in the sense strand, and the sequence of ATCAGGAAGTGAATG (SEQ ID NO: 507) in the antisense strand.

[00933] The disclosure thus encompasses various embodiments comprising groups of overlapping RNAi agents, for example (1) RNAi agents comprising the sequences of CATTGAGTTCCTGAT (SEQ ID NO: 510) or ATCAGGAAGTGAATG (SEQ ID NO: 507) (e.g., any combination of or all of *hs_HSF1_751_A22_S26*; *hs_HSF1_751_A25_S27*; *hs_HSF1_751_A81_S26*; *hs_HSF1_751_A48_S26*; *hs_HSF1_751_A82_S36*; *hs_HSF1_751_A83_S36*; *hs_HSF1_751_A84_S36*; *hs_HSF1_755_A22_S26*; *hs_HSF1_755_A25_S27*; *hs_HSF1_755_A81_S26*; *hs_HSF1_755_A48_S26*; and *hs_HSF1_755_A82_S36*; and *hs_HSF1_755_A83_S36*; *hs_HSF1_755_A84_S36*, and modified variants thereof); (2) RNAi agents comprising the sequences of CATTGAGTTCCTGAT (SEQ ID NO: 510) or ATCAGGAAGTGAATG (SEQ ID NO: 507); (3) RNAi agents comprising a first strand and/or a second strand comprising a sequence of CATTGAGTTCCTGAT (SEQ ID NO: 510) or ATCAGGAAGTGAATG (SEQ ID NO: 507); (4) RNAi agents comprising a sense strand and/or an antisense strand comprising 15 contiguous nt with 0 to 3 mismatches from a sequence of CATTGAGTTCCTGAT (SEQ ID NO: 510) or ATCAGGAAGTGAATG (SEQ ID NO: 507); (5) RNAi agents comprising a first strand comprising 15 contiguous nt with 0 to 3 mismatches from a sequence of CATTGAGTTCCTGAT (SEQ ID NO: 510); (6) RNAi agents comprising a strand comprising 15 contiguous nt with 0 to 3 mismatches from a sequence of ATCAGGAAGTGAATG (SEQ ID NO: 507); etc. The disclosure also encompasses similar embodiments reflecting all the overlapping groups of RNAi agents as described in Table A2.

[00934] Variants of RNAi agents (e.g., comprising different modifications, caps, etc.) are disclosed herein, e.g., in Tables A1, 1, 2, 3, 4, 5, 6, or 7. In these texts and tables, for example,

hs_HSF1_751_A22_S26 shares the same sequence as hs_HSF1_751_A25_S27, and hs_HSF1_751_A81_S26, though the RNAi agents may differ in their modifications, caps (e.g., 5' and/or 3' caps), etc. However, any overlapping group comprising a RNAi agent of a given sequence also comprises any other RNAi agent which has the same sequence, but different variations in modifications, caps, etc. Thus, any group of overlapping RNAi agents that includes hs_HSF1_751_A22_S26 also includes HSF1_751_A25_S27, hs_HSF1_751_A81_S26 and other variants of the same sequence (e.g., with different modifications, caps, etc.). More embodiments are provided herein, and are included in the scope of each group of RNAi agents of the disclosure.

[00935] EXAMPLE 2. ACTIVITY OF RNAi AGENTS TO HSF1.

[00936] RNAi agent activity is tested *in vitro* in HeLa cells (Example 2A), GTL-16 cells (Example 2B) and SK-BR-3 (SKBR3) cells (Example 2C).

[00937] In various assays, the transfection agent is RNAiMAX.

[00938] To establish a dose-response for a RNAi agent, the starting concentration is 10 nM, with various 1:3 dilutions for a 9-point single agent dose response curve.

[00939] The timepoint for measuring KD (gene knockdown) is 48 hours.

[00940] Media is changed at 24 hours.

Additional details are provided in the protocols in Example 3.

[00941] EXAMPLE 2A. ACTIVITY OF RNAi AGENTS TO HSF1 IN HELA CELLS.

[00942] For *in vitro* experiments, RNAi agent dose-response activity is measured in HeLa cells. HeLa cells are transfected with RNAi agents at 1, 5 or 10 nM. HSF1 qRT-PCR protocols were performed at 48 hours after transfection.

[00943] Results are shown in Figures 2A for A22_S26 modification formats for HSF1 RNAi agents hs_HSF1_175_; hs_HSF1_517_; hs_HSF1_562_; hs_HSF1_751_; hs_HSF1_755_; hs_HSF1_846_; hs_HSF1_1360_; hs_HSF1_2030_; hs_HSF1_2034_; hs_HSF1_2138_; hs_HSF1_2153_; and hs_HSF1_2154_. Vertical bars indicate residual gene activity; e.g., for hs_HSF1_562, residual gene activity at 10 nM is <20%, indicating that gene knockdown is >80%.

[00944] Figure 2B shows activity for A25_S27 variants of these sequences.

[00945] Figure 2C shows activity for AV14_S26 [also known as A_LO_V14_S26 or A81_S26] variants of these sequences.

[00946] Figure 2D shows activity for A48_S26 variants of these sequences.

[00947] Figure 2E shows activity for AV15_SV7 (A82_S50, also known as A_LO_V15 S_LO_V7) variants of these sequences.

[00948] Figure 2F shows activity for AV16_SV1 (A83_S36, also known as A_LO_V16 S_LO_V1) variants of these sequences.

[00949] Figure 2G shows activity for AV17_SV1 (A84_S36, also known as A_LO_V17 S_LO_V1) variants of these sequences.

[00950] The results in Figures 2A to 2G show that at least one variant of each of hs_HSF1_175_; hs_HSF1_517_; hs_HSF1_562_; hs_HSF1_751_; hs_HSF1_755_; hs_HSF1_846_; hs_HSF1_1360_; hs_HSF1_2030_; hs_HSF1_2034_; and hs_HSF1_2138_ was effective in mediating RNA interference against HeLa cells *in vitro*.

[00951] **EXAMPLE 2B. ACTIVITY OF HSF1 RNAi AGENTS IN GTL-16 CELLS.**

[00952] HSF1 RNAi agents are tested *in vitro* on GTL-16 cells. The results are shown in Table 5, below.

[00953] This Table provides the EC50 for proliferation, the EC50 for knockdown, and % knockdown at 10 nM. Thus, for hsHSF1_846_A25_S27, the EC50 for proliferation is >10 nM, the EC50 for 50% knockdown is 0.03 nM; and the % knockdown at 10nM is 80% (indicating 20% residual gene activity). “-” indicates that this data point was not performed.

[00954] The table is arranged with the most potent RNAi agents (lowest EC50 knockdown in nM) at the top.

[00955] **TABLE 5.**

siRNAs	EC50 Proliferation (nM)	EC50 Knock-down (nM)	% Knock- down at 10nM
hsHSF1_846_A25_S27	>10	0.03	80
hsHSF1_751_A25_S27	>10	0.04	80
hsHSF1_755_A25_S27	>10	0.04	80
hsHSF1_2138_A25_S27	>10	0.05	80
hsHSF1_2030_A25_S27	>10	0.06	80
hsHSF1_562_A25_S27	>10	0.10	70
hsHSF1_846_A48_S26	>10	0.17	70
hsHSF1_2030_A22_S26	>10	0.19	70
hsHSF1_846_A22_S26	>10	0.26	70
hsHSF1_751_A22_S26	>10	0.63	70
hsHSF1_751_A_LO_V14_S26	>10	0.04	60
hsHSF1_2030_A48_S26	>10	0.05	60
hsHSF1_175_A25_S27	>10	0.09	60
hsHSF1_2138_A22_S26	>10	0.23	60
hsHSF1_755_A22_S26	>10	0.62	60
hsHSF1_562_A22_S26	>10	0.73	60

hsHSF1_2034_A25_S27	>10	0.05	50
hsHSF1_2138_A_LO_V16_S_LO_V1	>10	0.13	50
hsHSF1_751_A48_S26	>10	0.38	50
hsHSF1_755_A_LO_V14_S26	>10	0.89	50
hsHSF1_562_A48_S26	>10	0.05	40
hsHSF1_2138_A_LO_V14_S26	>10	0.06	40
hsHSF1_2034_A22_S26	>10	1.90	60
hsHSF1_2030_A_LO_V14_S26	>10	3.61	50
hsHSF1_846_A_LO_V14_S26	>10	8.40	60
hsHSF1_175_A22_S26	>10	>10	50
hsHSF1_562_A_LO_V14_S26	>10	>10	-
hsHSF1_2034_A_LO_V14_S26	>10	>10	20
hsHSF1_755_A48_S26	>10	>10	30
hsHSF1_2034_A48_S26	>10	>10	30
hsHSF1_2138_A48_S26	>10	>10	60
hsHSF1_175_A48_S26	>10	>10	50
hsHSF1_2034_A_LO_V16_S_LO_V1	>10	>10	50

[00956] EXAMPLE 2C. ACTIVITY OF HSF1 RNAi AGENTS IN SK-BR-3 CELLS.

[00957] HSF1 RNAi agents are tested *in vitro* on SK-BR-3 (SKBR3) cells. The results are shown in Table 6, below. RNAiMAX is 0.3 ul. 7 day CTG assay is performed, as is a 4 day KD (gene knockdown) assay.

[00958] TABLE 6. Activity of HSF1 RNAi Agents in SK-BR-3 Cells *in vitro*.

SiRNAs	% Inhibition at 10 nM	% Knockdown at 10 nM
hsHSF1_846_A22_S26	0	92
hsHSF1_2138_A22_S26	8	92
hsHSF1_751_A48_S26	20	92
hsHSF1_751_A22_S26	25	95
hsHSF1_846_A48_S26	25	94
hsHSF1_751_A_LO_V14_S26	35	92
hsHSF1_2030_A48_S26	40	94
hsHSF1_2030_A22_S26	50	93

[00959] EXAMPLE 2D. ACTIVITY OF HSF1 RNAi AGENTS IN GTL-16 AND SK-BR-3 CELLS.

[00960] Table 7 provides a comparison of the activity of selected HSF1 RNAi agents in GTL-16 and SK-BR-3 cells *in vitro*.

[00961] TABLE 7.

SiRNAs	% Inhibition in GTL-16	% Knockdown in GTL-16	% Inhibition in SK-BR-3	% Knockdown in SK-BR-3
hsHSF1_846_A22_S26	0	70	0	92
hsHSF1_2138_A22_S26	0	60	8	92
hsHSF1_751_A48_S26	0	50	20	92
hsHSF1_751_A22_S26	0	70	25	95
hsHSF1_846_A48_S26	8	70	25	94
hsHSF1_751_A_LO_V14_S26	8	60	35	92
hsHSF1_2030_A48_S26	5	60	40	94
hsHSF1_2030_A22_S26	6	70	50	93

[00962] EXAMPLE 3. SPECIFICITY OF HSF1 RNAi AGENTS TO HSF1.

[00963] RNAi agent hs_HSF1_2138, shown by experimental data discussed above to be effective in mediating RNAi against HSF1, was found to have a 19-mer complementarity to a portion of the sense strand of another gene, DGAT1 mRNA.

[00964] hs_HSF1_2138, PBS (phosphate-buffered saline, a negative control), hs_HSF1_544 or HSF-544-1 (hs_HSF_562), HSF1_2120-1 [hs_HSF1_2138] and the unrelated luc (luciferase, another negative control) were tested for RNA interference *in vivo* in Hep3B subcutaneous tumors in test animals. RNAi agents were delivered in a lipid nanoparticle.

[00965] The results showed that hs_HSF_562 (about 75% gene knockdown) and hs_HSF1_2138 (about 73% gene knockdown) both mediated RNAi against HSF1 but not significantly against DGAT1, with RNAi in the range of only about 20% for both hs_HSF_562 and hs_HSF1_2138.

[00966] As for the controls, PBS did not knockdown either HSF1 or DGAT1 expression. The luciferase RNAi agent was also ineffective in knocking down either HSF1 or DGAT1 expression.

[00967] These results show that hs_HSF1_2138 (which was shown above to mediate RNAi against HSF1) did not mediate RNAi against DGAT1, despite having a 19-mer complementary to the DGAT1 mRNA.

[00968] Similar results are also obtained using the same RNAi agents in HeLa cells *in vitro*.

[00969] EXAMPLE 4. EXPERIMENTAL PROTOCOLS.

[00970] This Example details experimental protocols for screening of duplexes in gene knockdown and cell proliferation assays. This Example describes: (A) the overall screening procedure for measuring the effects of duplexes on HSF1 gene knockdown and cell proliferation; (B) the cDNA synthesis procedure for measuring gene knockdown; and (C) the proliferation CTG (PROMEGA CELL TITER GLO™ luminescent cell viability assay) assay procedure.

[00971] **A. Overall Screening Procedure for Measuring Effects of Duplexes on Knockdown and Cell Proliferation.**

[00972] The overall screening procedure involves these steps: inputting platemap to template (to program the TECAN FREEDOM EVO™ robotic worktable in preparing initial multi-well plates); creating the master block (by the TECAN); aliquoting 20 ul per cell plate (performed by PERKIN ELMER JANUS™ automated workstation); cell plating; changing media at 24 hours; measuring knockdown at 48 hours (performed by ZYMARK CALIPER SCICLONE ALH3000™ liquid handling system); and measuring cell proliferation with CTG assay.

[00973] Details: The total number of duplexes screened is 33. A 9-point dose response is performed, starting with a concentration of 10 nM and 1:3 dilutions for 9-point single agent dose response. The number of cell lines tested is 2 (GTL-16 and SK-BR-3). The timepoint for measuring knockdown is 48 hours. The timepoints for measuring proliferation are 5 days and 10 days.

[00974] Additional Details: The transfection agent is RNAiMax. OptiMem I media is also used. The volume of transfection reagent = 0.1ul / well X 100 wells X number of cell plates to be screened + Dead volume for 2 plates. The volume of OptiMem I media = 9.9ul / well X 100 wells X number of cell plates to be screened + Dead volume for 2 plates. For example, for 2 blocks and 2 cell lines, the transfection reagent needed = 200ul, and OptiMem I media needed = 19.8ml. This mix is incubated for 10 min. at room temperature. 1.8 ul of siRNA as per plate map in the workbook is aliquoted to column 2 of 96-well U-bottom plate. A siRNA aliquoted plate is prepared and put into position. An empty 96-well U-bottom plate is prepared and placed into position. The method is run to create a block with siRNA+transfection reagent and incubated for 20 minutes at room temperature.

[00975] **B. cDNA synthesis for TAQMAN™ Assay System for Measuring Knockdown Mediated by Duplexes.**

[00976] This procedure involves the following steps (CELLS-TO-CT™ kit from Applied Biosystems): 1X PBS is placed at 4 degrees or on ice. Lysis buffer is prepared by mixing 49.5ul/well of lysis solution + 0.5ul/well of DNase I and aliquoting to U-bottom 96-well plate. Plates are checked for confluency or contamination. Stop solution, 2X RT buffer and 20X RT-enzyme mix are thawed. Stop solution is aliquoted to 96-well PCR plate and 10ul of dead volume is added. Cells in contaminated wells are disposed of.

[00977] cDNA is generated via RT (reverse transcription). This procedure involves the following steps: RT mastermix plates are prepared. Mix is made and aliquoted 16ul/well to 96-well PCR plate and plates are placed on ice. 10 ul of 2X RT buffer, 1 ul of 20X RT Enzyme mix, and 5 ul of DNAase RNAse free ultrapure water is used per well. CALIPER SCICLONE ALH3000™ liquid handling system is used to aspirate media and add 50 ul of cold 1X PBS (phosphate-buffered saline solution) to 4 plates that undergo lysis and RT steps. Plates are transferred to ice. PBS is aspirated. Cell plates, lysis, RT and stop solution plates are placed on deck per the layout. A method is run on the ALH3000™ liquid handling system, where it transfers prealiquoted lysis buffer, stop solution and RT-mix to cell plates for generating cDNA for knockdown. Plates are transferred to a BIORAD™ PCR machine and the PCR method run. Cell plates are stored at -80C for processing for lysis, stop reactions and RT reactions, if required to repeat the experiment.

[00978] The TAQMAN™ Assay is performed. This procedure involves the following steps: cDNA plates are thawed and centrifuged at 3000 rpm (revolutions per minutes) for 3 min. 2X Taqman universal master mix and 20X beta-actin are added. Appropriate probes are added and aliquoted to 96 well PCR plates and the assay run.

[00979] **C. Proliferation CTG reads.**

[00980] The following steps are used in the CTG procedure: After the plates are incubated either day 4 or day 5 (as per the project), 100 ul of PROMEGA CELL TITER GLO™ (CTG) luminescent cell viability assay solution is added. The plates are shaken for 15-20 min. on plate shaker and read. The data is collected and saved.

[00981] **EQUIVALENTS.**

[00982] A composition of embodiment 1 is a composition comprising a RNAi agent for inhibition of HSF1 comprising a sense strand and an antisense strand, wherein the antisense strand comprises at least 15 contiguous nucleotides differing by 0, 1, 2, or 3 nucleotides from the antisense strand of a RNAi agent specific to HSF1 provided in Table A1.

[00983] The composition of embodiment 1, wherein the composition further comprises a second RNAi agent to HSF1.

[00984] The composition of embodiment 1, wherein the antisense strand is 30 or fewer nucleotides in length.

[00985] The composition of embodiment 1, wherein the sense strand and the antisense strand form a duplex region 15 to 30 nucleotide pairs in length.

[00986] The composition of embodiment 1, wherein the antisense strand and the sense strand are independently 19 to 23 nucleotides in length.

[00987] The composition of embodiment 1, wherein the RNAi agent comprises a modification that causes the RNAi agent to have increased stability in a biological sample or environment.

[00988] The composition of embodiment 1, wherein the RNAi agent comprises at least one modified backbone and/or at least one 2'-modified nucleotide.

[00989] The composition of embodiment 1, wherein the RNAi agent comprises:

a) at least one 5'-uridine-adenine-3' (5'-ua-3') dinucleotide, wherein the uridine is a 2'-modified nucleotide; and/or

b) at least one 5'-uridine-guanine-3' (5'-ug-3') dinucleotide, wherein the 5'-uridine is a 2'-modified nucleotide; and/or

c) at least one 5'-cytidine-adenine-3' (5'-ca-3') dinucleotide, wherein the 5'-cytidine is a 2'-modified nucleotide; and/or

d) at least one 5'-uridine-uridine-3' (5'-uu-3') dinucleotide, wherein the 5'-uridine is a 2'-modified nucleotide.

[00990] The composition of embodiment 1, wherein the RNAi agent comprises a 2'-modification selected from the group consisting of: 2'-deoxy, 2'-deoxy-2'-fluoro, 2'-O-methyl, 2'-O-methoxyethyl (2'-O-MOE), 2'-O-aminopropyl (2'-O-AP), 2'-O-dimethylaminoethyl (2'-O-DMAOE), 2'-O-dimethylaminopropyl (2'-O-DMAP), 2'-O-dimethylaminoethoxyethyl (2'-O-DMAEOE), and 2'-O-N-methylacetamido (2'-O-NMA).

[00991] The composition of embodiment 1, wherein the RNAi agent comprises a blunt end.

[00992] The composition of embodiment 1, wherein the RNAi agent comprises a 3' end cap.

[00993] The composition of embodiment 1, wherein the RNAi agent comprises a 3' end cap and a blunt end.

[00994] The composition of embodiment 1, wherein the RNAi agent comprises a 3' end cap and at least one 2' modification.

[00995] The composition of embodiment 1, wherein the RNAi agent comprises a 5' end cap.

[00996] The composition of embodiment 1, wherein the RNAi agent comprises a 5' end cap and a 3' end cap.

[00997] The composition of embodiment 1, wherein the RNAi agent comprises a 3' end cap, a blunt end and a 5' end cap.

[00998] The composition of embodiment 1, wherein the RNAi agent comprises any one or more of: at least one 2' modification, a 3' end cap, a 5' end cap, and a blunt end.

[00999] The composition of embodiment 1, wherein the RNAi agent comprises an overhang having 1 to 4 unpaired nucleotides.

[001000] The composition of embodiment 1, wherein the RNAi agent comprises an overhang at the 3'-end of the antisense strand of the RNAi agent.

[001001] The composition of embodiment 1, wherein the RNAi agent is ligated to one or more agent selected from: one or more diagnostic compound, reporter group, cross-linking agent, nuclease-resistance conferring moiety, natural or unusual nucleobase, lipophilic molecule, cholesterol, lipid, lectin, steroid, uvaol, hecigenin, diosgenin, terpene, triterpene, sarsasapogenin,

Friedelin, epifriedelanol-derivatized lithocholic acid, vitamin, carbohydrate, dextran, pullulan, chitin, chitosan, synthetic carbohydrate, oligo lactate 15-mer, natural polymer, low- or medium-molecular weight polymer, inulin, cyclodextrin, hyaluronic acid, protein, protein-binding agent, integrin-targeting molecule, polycationic, peptide, polyamine, peptide mimic, and/or transferrin.

[001002] The composition of embodiment 1, wherein the RNAi agent is capable of inhibiting expression of the HSF1 gene by at least about 60% at a concentration of 10 nM in HeLa, GTL-16, or SK-BR-3 cells in vitro.

[001003] The composition of embodiment 1, wherein the RNAi agent is capable of inhibiting expression of the HSF1 gene by at least about 70% at a concentration of 10 nM in HeLa, GTL-16, or SK-BR-3 cells in vitro.

[001004] The composition of embodiment 1, wherein the RNAi agent is capable of inhibiting expression of the HSF1 gene by at least about 80% at a concentration of 10 nM in HeLa, GTL-16, or SK-BR-3 cells in vitro.

[001005] The composition of embodiment 1, wherein the RNAi agent is capable of inhibiting expression of the HSF1 gene by at least about 90% at a concentration of 10 nM in HeLa, GTL-16, or SK-BR-3 cells in vitro.

[001006] The composition of embodiment 1, wherein the RNAi has an EC50 of no more than about 0.1 nM.

[001007] The composition of embodiment 1, wherein the RNAi has an EC50 of no more than about 0.01 nM.

[001008] The composition of embodiment 1, wherein the RNAi has an EC50 of no more than about 0.001 nM.

[001009] A composition of embodiment 2 is a composition comprising a RNAi agent for inhibition of HSF1 comprising a first strand and a second strand, wherein the first strand and second strand comprise at least 15 contiguous nucleotides differing by 0, 1, 2, or 3 nucleotides from the first and second strand, respectively, of a RNAi agent specific to HSF1 provided in Table A1.

[001010] The composition of embodiment 2, wherein the composition comprises a second RNAi agent to HSF1.

[001011] The composition of embodiment 2, wherein the second strand is 30 or fewer nucleotides in length.

[001012] The composition of embodiment 2, wherein the first strand and the second strand form a duplex region 15 to 30 nucleotide pairs in length.

[001013] The composition of embodiment 2, wherein the first strand and the second strand are independently 19 to 23 nucleotides in length.

[001014] The composition of embodiment 2, wherein the RNAi agent comprises a modification that causes the RNAi agent to have increased stability in a biological sample or environment.

[001015] The composition of embodiment 2, wherein the RNAi agent comprises a phosphorothioate and/or a 2'-modified nucleotide.

[001016] The composition of embodiment 2, wherein the RNAi agent comprises:

at least one 5'-uridine-adenine-3' (5'-ua-3') dinucleotide, wherein the uridine is a 2'-modified nucleotide; and/or at least one 5'-uridine-guanine-3' (5'-ug-3') dinucleotide, wherein the 5'-uridine is a 2'-modified nucleotide;

and/or at least one 5'-cytidine-adenine-3' (5'-ca-3') dinucleotide, wherein the 5'-cytidine is a 2'-modified nucleotide;

and/or at least one 5'-uridine-uridine-3' (5'-uu-3') dinucleotide, wherein the 5'-uridine is a 2'-modified nucleotide.

The composition of embodiment 2, wherein the RNAi agent comprises one or more 2'-modifications selected from the group consisting of:

2'-deoxy, 2'-deoxy-2'-fluoro, 2'-O-methyl, 2'-O-methoxyethyl (2'-O-MOE), 2'-O-aminopropyl (2'-O-AP), 2'-O-dimethylaminoethyl (2'-O-DMAOE), 2'-O-dimethylaminopropyl (2'-O-DMAP), 2'-O-dimethylaminoethoxyethyl (2'-O-DMAEOE), and 2'-O-N-methylacetamido (2'-O-NMA).

[001017] The composition of embodiment 2, wherein the RNAi agent comprises a blunt end.

[001018] The composition of embodiment 2, wherein the RNAi agent comprises a 3' end cap.

[001019] The composition of embodiment 2, wherein the RNAi agent comprises a 3' end cap and a blunt end.

[001020] The composition of embodiment 2, wherein the RNAi agent comprises a 3' end cap and at least one 2' modification.

[001021] The composition of embodiment 2, wherein the RNAi agent comprises a 5' end cap.

[001022] The composition of embodiment 2, wherein the RNAi agent comprises a 5' end cap and a 3' end cap.

[001023] The composition of embodiment 2, wherein the RNAi agent comprises a 3' end cap, a blunt end and a 5' end cap.

[001024] The composition of embodiment 2, wherein the RNAi agent comprises any one or more of: at least one 2' modification, a 3' end cap, a 5' end cap, and a blunt end.

[001025] The composition of embodiment 2, wherein the RNAi agent comprises an overhang having 1 to 4 unpaired nucleotides.

[001026] The composition of embodiment 2, wherein the RNAi agent comprises an overhang at the 3'-end of the antisense strand.

[001027] The composition of embodiment 2, wherein the RNAi agent is ligated to one or more agents, the agent selected from a: one or more diagnostic compound, reporter group, cross-linking agent, nuclease-resistance conferring moiety, natural or unusual nucleobase, lipophilic molecule, cholesterol, lipid, lectin, steroid, uvaol, hecigenin, diosgenin, terpene, triterpene, sarsasapogenin,

Friedelin, epifriedelanol-derivatized lithocholic acid, vitamin, carbohydrate, dextran, pullulan, chitin, chitosan, synthetic carbohydrate, oligo lactate 15-mer, natural polymer, low- or medium-molecular weight polymer, inulin, cyclodextrin, hyaluronic acid, protein, protein-binding agent, integrin-targeting molecule, polycationic, peptide, polyamine, peptide mimic, and/or transferrin.

[001028] The composition of embodiment 2, wherein the RNAi agent is capable of inhibiting expression of the HSF1 gene by at least about 60% at a concentration of 10 nM in HeLa, GTL-16, or SK-BR-3 cells in vitro.

[001029] The composition of embodiment 2, wherein the RNAi agent is capable of inhibiting expression of the HSF1 gene by at least about 70% at a concentration of 10 nM in HeLa, GTL-16, or SK-BR-3 cells in vitro.

[001030] The composition of embodiment 2, wherein the RNAi agent is capable of inhibiting expression of the HSF1 gene by at least about 80% at a concentration of 10 nM in HeLa, GTL-16, or SK-BR-3 cells in vitro.

[001031] The composition of embodiment 2, wherein the RNAi agent is capable of inhibiting expression of the HSF1 gene by at least about 90% at a concentration of 10 nM in HeLa, GTL-16, or SK-BR-3 cells in vitro.

[001032] The composition of embodiment 2, wherein the RNAi has an EC50 of no more than about 0.1 nM.

[001033] The composition of embodiment 2, wherein the RNAi has an EC50 of no more than about 0.01 nM.

[001034] The composition of embodiment 2, wherein the RNAi has an EC50 of no more than about 0.001 nM.

[001035] A method of embodiment 3 is a method comprising a method of treating a HSF1-related disease in an individual, comprising the step of administering to the individual a therapeutically effective amount of a composition comprising a RNAi agent for inhibition of HSF1 comprising a sense strand and an antisense strand, wherein the antisense strand comprises at least 15 contiguous nucleotides differing by 0, 1, 2, or 3 nucleotides from the antisense strand of a RNAi agent specific to HSF1 provided in Table A1.

[001036] The method of embodiment 3, wherein the HSF1-related disease is cancer, or autoimmune, or a viral disease.

[001037] The method of embodiment 3, wherein the HSF1-related disease is cancer.

[001038] The method of embodiment 3, wherein the method further comprises the step of administering an additional treatment for cancer, or autoimmune, or a viral disease.

[001039] The method of embodiment 3, wherein the composition comprises a second RNAi agent to HSF1.

[001040] The method of embodiment 3, wherein the method further comprises the step of administering an additional RNAi agent to HSF1.

[001041] The method of embodiment 3, further comprising the administration of an additional treatment.

[001042] The method of embodiment 3, further comprising the administration of an additional treatment and wherein the additional treatment is a composition.

[001043] The method of embodiment 3, further comprising the administration of an additional treatment and wherein the additional treatment is a composition, and wherein the composition is a HSP90 inhibitor.

[001044] The method of embodiment 3, further comprising the administration of an additional treatment and wherein the additional treatment is a composition, and wherein the composition is a HSP90 inhibitor, and wherein the HSP90 inhibitor is AUY922.

[001045] The method of embodiment 3, further comprising the administration of an additional treatment and wherein the additional treatment is a method.

[001046] The method of embodiment 3, further comprising the administration of an additional treatment and wherein the additional treatment and the RNAi agent can be administered in any order.

[001047] The method of embodiment 3, wherein the antisense strand is 30 or fewer nucleotides in length.

[001048] The method of embodiment 3, wherein the sense strand and the antisense strand form a duplex region 15 to 30 nucleotide pairs in length.

[001049] The method of embodiment 3, wherein the sense strand and the antisense strand are independently 19 to 23 nucleotides in length.

[001050] The method of embodiment 3, wherein the RNAi agent comprises a modification that causes the RNAi agent to have increased stability in a biological sample or environment.

[001051] The method of embodiment 3, wherein the RNAi agent comprises a phosphorothioate and/or a 2'-modified nucleotide.

[001052] The method of embodiment 3, wherein the RNAi agent comprises:

at least one 5'-uridine-adenine-3' (5'-ua-3') dinucleotide, wherein the uridine is a 2'-modified nucleotide; and/or at least one 5'-uridine-guanine-3' (5'-ug-3') dinucleotide, wherein the 5'-uridine is a 2'-modified nucleotide;

and/or at least one 5'-cytidine-adenine-3' (5'-ca-3') dinucleotide, wherein the 5'-cytidine is a 2'-modified nucleotide;

and/or at least one 5'-uridine-uridine-3' (5'-uu-3') dinucleotide, wherein the 5'-uridine is a 2'-modified nucleotide.

The method of embodiment 3, wherein the RNAi agent comprises one or more 2'-modifications selected from the group consisting of:

2'-deoxy, 2'-deoxy-2'-fluoro, 2'-O-methyl, 2'-O-methoxyethyl (2'-O-MOE), 2'-O-aminopropyl (2'-O-AP), 2'-O-dimethylaminoethyl (2'-O-DMAOE), 2'-O-dimethylaminopropyl (2'-O-DMAP), 2'-O-dimethylaminoethoxyethyl (2'-O-DMAEOE), and 2'-O-N-methylacetamido (2'-O-NMA).

[001053] The method of embodiment 3, wherein the RNAi agent comprises a blunt end.

[001054] The method of embodiment 3, wherein the RNAi agent comprises a 3' end cap.

[001055] The method of embodiment 3, wherein the RNAi agent comprises a 3' end cap and a blunt end.

[001056] The method of embodiment 3, wherein the RNAi agent comprises a 3' end cap and at least one 2' modification.

[001057] The method of embodiment 3, wherein the RNAi agent comprises a 5' end cap.

[001058] The method of embodiment 3, wherein the RNAi agent comprises a 5' end cap and a 3' end cap.

[001059] The method of embodiment 3, wherein the RNAi agent comprises a 3' end cap, a blunt end and a 5' end cap.

[001060] The method of embodiment 3, wherein the RNAi agent comprises any one or more of: at least one 2' modification, a 3' end cap, a 5' end cap, and a blunt end.

[001061] A method of embodiment 4 is a method comprising a method of inhibiting the expression of the HSF1 gene in an individual, comprising the step of administering to the individual a therapeutically effective amount of a composition comprising a RNAi agent for inhibition of HSF1 comprising a sense strand and an antisense strand, wherein the antisense strand comprises at least 15 contiguous nucleotides differing by 0, 1, 2, or 3 nucleotides from the antisense strand of a RNAi agent specific to HSF1 provided in Table A1.

[001062] The method of embodiment 4, wherein the individual is afflicted with or susceptible to a HSF1-related disease.

[001063] The method of embodiment 4, wherein the HSF1-related disease is cancer, or autoimmune, or a viral disease.

[001064] The method of embodiment 4, wherein the HSF1-related disease is cancer.

[001065] The method of embodiment 4, further comprising the administration of an additional treatment.

[001066] The method of embodiment 4, further comprising the administration of an additional treatment.

[001067] The method of embodiment 4, wherein the additional treatment is a composition.

[001068] The method of embodiment 4, further comprising the administration of an additional treatment.

[001069] The method of embodiment 4, wherein the additional treatment is a method.

- [001070] The method of embodiment 4, further comprising the administration of an additional treatment.
- [001071] The method of embodiment 4, wherein the additional treatment and the RNAi agent can be administered in any order.
- [001072] The method of embodiment 4, further comprising the administration of an additional treatment.
- [001073] The method of embodiment 4, wherein the additional treatment is a HSP90 inhibitor.
- [001074] The method of embodiment 4, further comprising the administration of an additional treatment.
- [001075] The method of embodiment 4, wherein the additional treatment is a HSP90 inhibitor and wherein the HSP90 inhibitor is AUY922.
- [001076] The method of embodiment 4, wherein the antisense strand is 30 or fewer nucleotides in length.
- [001077] The method of embodiment 4, wherein the sense strand and the antisense strand form a duplex region 15 to 30 nucleotide pairs in length.
- [001078] The method of embodiment 4, wherein the sense strand and the antisense strand are independently 19 to 23 nucleotides in length.
- [001079] The method of embodiment 4, wherein the RNAi agent comprises a modification that causes the RNAi agent to have increased stability in a biological sample or environment.
- [001080] The method of embodiment 4, wherein the RNAi agent comprises a phosphorothioate and/or a 2'-modified nucleotide.
- [001081] The method of embodiment 4, wherein the RNAi agent comprises:
 at least one 5'-uridine-adenine-3' (5'-ua-3') dinucleotide, wherein the uridine is a 2'-modified nucleotide; and/or at least one 5'-uridine-guanine-3' (5'-ug-3') dinucleotide, wherein the 5'-uridine is a 2'-modified nucleotide;
 and/or at least one 5'-cytidine-adenine-3' (5'-ca-3') dinucleotide, wherein the 5'-cytidine is a 2'-modified nucleotide;
 and/or at least one 5'-uridine-uridine-3' (5'-uu-3') dinucleotide, wherein the 5'-uridine is a 2'-modified nucleotide.
- The method of embodiment 3, wherein the RNAi agent comprises one or more 2'-modifications selected from the group consisting of:
 2'-deoxy, 2'-deoxy-2'-fluoro, 2'-O-methyl, 2'-O-methoxyethyl (2'-O-MOE), 2'-O-aminopropyl (2'-O-AP), 2'-O-dimethylaminoethyl (2'-O-DMAOE), 2'-O-dimethylaminopropyl (2'-O-DMAP), 2'-O-dimethylaminoethoxyethyl (2'-O-DMAEOE), and 2'-O-N-methylacetamido (2'-O-NMA).
- [001082] The method of embodiment 4, wherein the RNAi agent comprises a blunt end.
- [001083] The method of embodiment 4, wherein the RNAi agent comprises a 3' end cap.

- [001084] The method of embodiment 4, wherein the RNAi agent comprises a 3' end cap and a blunt end.
- [001085] The method of embodiment 4, wherein the RNAi agent comprises a 3' end cap and at least one 2' modification.
- [001086] The method of embodiment 4, wherein the RNAi agent comprises a 5' end cap.
- [001087] The method of embodiment 4, wherein the RNAi agent comprises a 5' end cap and a 3' end cap.
- [001088] The method of embodiment 4, wherein the RNAi agent comprises a 3' end cap, a blunt end and a 5' end cap.
- [001089] The method of embodiment 4, wherein the RNAi agent comprises any one or more of: at least one 2' modification, a 3' end cap, a 5' end cap, and a blunt end.
- [001090] A composition of embodiment 5 comprises a medicament for use in an RNAi formulation comprising a RNAi agent for inhibition of HSF1 comprising a sense strand and an antisense strand, wherein the antisense strand comprises at least 15 contiguous nucleotides differing by 0, 1, 2, or 3 nucleotides from the antisense strand of a RNAi agent specific to HSF1 provided in Table A1.
- [001091] Any composition above in a pharmaceutically effective formulation.
- [001092] The composition according to embodiment 5, for use in a method of treating a HSF1-related disease in an individual, the method comprising the step of administering to the individual a therapeutically effective amount of a composition according to embodiment 5.
- [001093] The use of a composition according to embodiment 5, in the manufacture of a medicament for the treatment of a HSF1-related disease.
- [001094] The use of a composition according to embodiment 5, wherein the HSF1-related disease is cancer, or autoimmune, or a viral disease.
- [001095] The composition of embodiment 5, wherein all the pyrimidines are 2' O-methyl-modified nucleotides.
- [001096] The composition of embodiment 5, wherein all the pyrimidines are 2' O-methyl-modified nucleotides.
- [001097] The composition of embodiment 5, wherein the composition comprises a second RNAi agent to HSF1.
- [001098] The composition of embodiment 5, wherein the second strand is 30 or fewer nucleotides in length.
- [001099] The composition of embodiment 5, wherein the first strand and the second strand form a duplex region 15 to 30 nucleotide pairs in length.
- [001100] The composition of embodiment 5, wherein the first strand and the second strand are independently 19 to 23 nucleotides in length.

[001101] The composition of embodiment 5, wherein the RNAi agent comprises a modification that causes the RNAi agent to have increased stability in a biological sample or environment.

[001102] The composition of embodiment 5, wherein the RNAi agent comprises a phosphorothioate and/or a 2'-modified nucleotide.

[001103] The composition of embodiment 5, wherein the RNAi agent comprises:

at least one 5'-uridine-adenine-3' (5'-ua-3') dinucleotide, wherein the uridine is a 2'-modified nucleotide; and/or at least one 5'-uridine-guanine-3' (5'-ug-3') dinucleotide, wherein the 5'-uridine is a 2'-modified nucleotide;

and/or at least one 5'-cytidine-adenine-3' (5'-ca-3') dinucleotide, wherein the 5'-cytidine is a 2'-modified nucleotide;

and/or at least one 5'-uridine-uridine-3' (5'-uu-3') dinucleotide, wherein the 5'-uridine is a 2'-modified nucleotide.

The composition of embodiment 5, wherein the RNAi agent comprises one or more 2'-modifications selected from the group consisting of:

2'-deoxy, 2'-deoxy-2'-fluoro, 2'-O-methyl, 2'-O-methoxyethyl (2'-O-MOE), 2'-O-aminopropyl (2'-O-AP), 2'-O-dimethylaminoethyl (2'-O-DMAOE), 2'-O-dimethylaminopropyl (2'-O-DMAP), 2'-O-dimethylaminoethoxyethyl (2'-O-DMAEOE), and 2'-O-N-methylacetamido (2'-O-NMA).

[001104] The composition of embodiment 5, wherein the RNAi agent comprises a blunt end.

[001105] The composition of embodiment 5, wherein the RNAi agent comprises a 3' end cap.

[001106] The composition of embodiment 5, wherein the RNAi agent comprises a 3' end cap and a blunt end.

[001107] The composition of embodiment 5, wherein the RNAi agent comprises a 3' end cap and at least one 2' modification.

[001108] The composition of embodiment 5, wherein the RNAi agent comprises a 5' end cap.

[001109] The composition of embodiment 5, wherein the RNAi agent comprises a 5' end cap and a 3' end cap.

[001110] The composition of embodiment 5, wherein the RNAi agent comprises a 3' end cap, a blunt end and a 5' end cap.

[001111] The composition of embodiment 5, wherein the RNAi agent comprises any one or more of: at least one 2' modification, a 3' end cap, a 5' end cap, and a blunt end.

[001112] The composition of embodiment 5, wherein the RNAi agent comprises an overhang having 1 to 4 unpaired nucleotides.

[001113] The composition of embodiment 5, wherein the RNAi agent comprises an overhang at the 3'-end of the antisense strand.

[001114] The composition of embodiment 5, wherein the RNAi agent is ligated to one or more agents, the agent selected from a: one or more diagnostic compound, reporter group, cross-linking

agent, nuclease-resistance conferring moiety, natural or unusual nucleobase, lipophilic molecule, cholesterol, lipid, lectin, steroid, uvaol, hecigenin, diosgenin, terpene, triterpene, sarsasapogenin, Friedelin, epifriedelanol-derivatized lithocholic acid, vitamin, carbohydrate, dextran, pullulan, chitin, chitosan, synthetic carbohydrate, oligo lactate 15-mer, natural polymer, low- or medium-molecular weight polymer, inulin, cyclodextrin, hyaluronic acid, protein, protein-binding agent, integrin-targeting molecule, polycationic, peptide, polyamine, peptide mimic, and/or transferrin.

[001115] The composition of embodiment 5, wherein the RNAi agent is capable of inhibiting expression of the HSF1 gene by at least about 60% at a concentration of 10 nM in HeLa, GTL-16, or SK-BR-3 cells in vitro.

[001116] The composition of embodiment 5, wherein the RNAi agent is capable of inhibiting expression of the HSF1 gene by at least about 70% at a concentration of 10 nM in HeLa, GTL-16, or SK-BR-3 cells in vitro.

[001117] The composition of embodiment 5, wherein the RNAi agent is capable of inhibiting expression of the HSF1 gene by at least about 80% at a concentration of 10 nM in HeLa, GTL-16, or SK-BR-3 cells in vitro.

[001118] The composition of embodiment 5, wherein the RNAi agent is capable of inhibiting expression of the HSF1 gene by at least about 90% at a concentration of 10 nM in HeLa, GTL-16, or SK-BR-3 cells in vitro.

[001119] The composition of embodiment 5, wherein the RNAi has an EC₅₀ of no more than about 0.1 nM.

[001120] The composition of embodiment 5, wherein the RNAi has an EC₅₀ of no more than about 0.01 nM.

[001121] The composition of embodiment 5, wherein the RNAi has an EC₅₀ of no more than about 0.001 nM.

[001122] A composition of embodiment 6 is a composition comprising a RNAi agent for inhibition of HSF1 comprising a first strand and a second strand, wherein the sequence of the first strand comprises the sequence of the first strand of a RNAi agent specific to HSF1 provided in Table A1.

[001123] A composition of embodiment 6 is a composition comprising a RNAi agent for inhibition of HSF1 comprising a first strand and a second strand, wherein the sequence of the first strand comprises the sequence of the first strand of a RNAi agent specific to HSF1 provided in Table A1, the sequence of the first strand further comprising up to about 6 additional nucleotides.

[001124] The composition of embodiment 6, wherein the composition further comprises a second RNAi agent to HSF1.

[001125] The composition of embodiment 6, wherein the antisense strand is 30 or fewer nucleotides in length.

2016202437 18 Apr 2016

[001126] The composition of embodiment 6, wherein the sense strand and the antisense strand form a duplex region 15 to 30 nucleotide pairs in length.

[001127] The composition of embodiment 6, wherein the antisense strand and the sense strand are independently 19 to 23 nucleotides in length.

[001128] The composition of embodiment 6, wherein the RNAi agent comprises a modification that causes the RNAi agent to have increased stability in a biological sample or environment.

[001129] The composition of embodiment 6, wherein the RNAi agent comprises at least one modified backbone and/or at least one 2'-modified nucleotide.

[001130] The composition of embodiment 6, wherein the RNAi agent comprises:

a) at least one 5'-uridine-adenine-3' (5'-ua-3') dinucleotide, wherein the uridine is a 2'-modified nucleotide; and/or

b) at least one 5'-uridine-guanine-3' (5'-ug-3') dinucleotide, wherein the 5'-uridine is a 2'-modified nucleotide; and/or

c) at least one 5'-cytidine-adenine-3' (5'-ca-3') dinucleotide, wherein the 5'-cytidine is a 2'-modified nucleotide; and/or

d) at least one 5'-uridine-uridine-3' (5'-uu-3') dinucleotide, wherein the 5'-uridine is a 2'-modified nucleotide.

[001131] The composition of embodiment 6, wherein the RNAi agent comprises a 2'-modification selected from the group consisting of: 2'-deoxy, 2'-deoxy-2'-fluoro, 2'-O-methyl, 2'-O-methoxyethyl (2'-O-MOE), 2'-O-aminopropyl (2'-O-AP), 2'-O-dimethylaminoethyl (2'-O-DMAOE), 2'-O-dimethylaminopropyl (2'-O-DMAP), 2'-O-dimethylaminoethoxyethyl (2'-O-DMAEOE), and 2'-O-N-methylacetamido (2'-O-NMA).

[001132] The composition of embodiment 6, wherein the RNAi agent comprises a blunt end.

[001133] The composition of embodiment 6, wherein the RNAi agent comprises an overhang having 1 to 4 unpaired nucleotides.

[001134] The composition of embodiment 6, wherein the RNAi agent comprises an overhang at the 3'-end of the antisense strand of the RNAi agent.

[001135] The composition of embodiment 6, wherein the RNAi agent is ligated to one or more agent selected from: one or more diagnostic compound, reporter group, cross-linking agent, nuclease-resistance conferring moiety, natural or unusual nucleobase, lipophilic molecule, cholesterol, lipid, lectin, steroid, uvaol, hecigenin, diosgenin, terpene, triterpene, sarsasapogenin, Friedelin, epifriedelanol-derivatized lithocholic acid, vitamin, carbohydrate, dextran, pullulan, chitin, chitosan, synthetic carbohydrate, oligo lactate 15-mer, natural polymer, low- or medium-molecular weight polymer, inulin, cyclodextrin, hyaluronic acid, protein, protein-binding agent, integrin-targeting molecule, polycationic, peptide, polyamine, peptide mimic, and/or transferrin.

[001136] The composition of embodiment 6, wherein the RNAi agent is capable of inhibiting expression of the HSF1 gene by at least about 60% at a concentration of 10 nM in HeLa, GTL-16, or SK-BR-3 cells in vitro.

[001137] The composition of embodiment 6, wherein the RNAi agent is capable of inhibiting expression of the HSF1 gene by at least about 70% at a concentration of 10 nM in HeLa, GTL-16, or SK-BR-3 cells in vitro.

[001138] The composition of embodiment 6, wherein the RNAi agent is capable of inhibiting expression of the HSF1 gene by at least about 80% at a concentration of 10 nM in HeLa, GTL-16, or SK-BR-3 cells in vitro.

[001139] The composition of embodiment 6, wherein the RNAi agent is capable of inhibiting expression of the HSF1 gene by at least about 90% at a concentration of 10 nM in HeLa, GTL-16, or SK-BR-3 cells in vitro.

[001140] The composition of embodiment 6, wherein the RNAi has an EC50 of no more than about 0.1 nM.

[001141] The composition of embodiment 6, wherein the RNAi has an EC50 of no more than about 0.01 nM.

[001142] The composition of embodiment 6, wherein the RNAi has an EC50 of no more than about 0.001 nM.

[001143] The composition of embodiment 6, wherein the RNAi agent comprises a blunt end.

[001144] The composition of embodiment 6, wherein the RNAi agent comprises a 3' end cap.

[001145] The composition of embodiment 6, wherein the RNAi agent comprises a 3' end cap and a blunt end.

[001146] The composition of embodiment 6, wherein the RNAi agent comprises a 3' end cap and at least one 2' modification.

[001147] The composition of embodiment 6, wherein the RNAi agent comprises a 5' end cap.

[001148] The composition of embodiment 6, wherein the RNAi agent comprises a 5' end cap and a 3' end cap.

[001149] The composition of embodiment 6, wherein the RNAi agent comprises a 3' end cap, a blunt end and a 5' end cap.

[001150] The composition of embodiment 6, wherein the RNAi agent comprises any one or more of: at least one 2' modification, a 3' end cap, a 5' end cap, and a blunt end.

[001151] A composition of embodiment 7 is a composition comprising a RNAi agent for inhibition of HSF1 comprising a first strand and a second strand, wherein the sequence of the first strand is the sequence of the first strand of a RNAi agent specific to HSF1 provided in Table A1.

[001152] The composition of embodiment 7, wherein the composition further comprises a second RNAi agent to HSF1.

[001153] The composition of embodiment 7, wherein the antisense strand is 30 or fewer nucleotides in length.

[001154] The composition of embodiment 7, wherein the sense strand and the antisense strand form a duplex region 15 to 30 nucleotide pairs in length.

[001155] The composition of embodiment 7, wherein the antisense strand and the sense strand are independently 19 to 23 nucleotides in length.

[001156] The composition of embodiment 7, wherein the RNAi agent comprises a modification that causes the RNAi agent to have increased stability in a biological sample or environment.

[001157] The composition of embodiment 7, wherein the RNAi agent comprises at least one modified backbone and/or at least one 2'-modified nucleotide.

[001158] The composition of embodiment 7, wherein the RNAi agent comprises:

a) at least one 5'-uridine-adenine-3' (5'-ua-3') dinucleotide, wherein the uridine is a 2'-modified nucleotide; and/or

b) at least one 5'-uridine-guanine-3' (5'-ug-3') dinucleotide, wherein the 5'-uridine is a 2'-modified nucleotide; and/or

c) at least one 5'-cytidine-adenine-3' (5'-ca-3') dinucleotide, wherein the 5'-cytidine is a 2'-modified nucleotide; and/or

d) at least one 5'-uridine-uridine-3' (5'-uu-3') dinucleotide, wherein the 5'-uridine is a 2'-modified nucleotide.

[001159] The composition of embodiment 7, wherein the RNAi agent comprises a 2'-modification selected from the group consisting of: 2'-deoxy, 2'-deoxy-2'-fluoro, 2'-O-methyl, 2'-O-methoxyethyl (2'-O-MOE), 2'-O-aminopropyl (2'-O-AP), 2'-O-dimethylaminoethyl (2'-O-DMAOE), 2'-O-dimethylaminopropyl (2'-O-DMAP), 2'-O-dimethylaminoethoxyethyl (2'-O-DMAEOE), and 2'-O-N-methylacetamido (2'-O-NMA).

[001160] The composition of embodiment 7, wherein the RNAi agent comprises a blunt end.

[001161] The composition of embodiment 7, wherein the RNAi agent comprises an overhang having 1 to 4 unpaired nucleotides.

[001162] The composition of embodiment 7, wherein the RNAi agent comprises an overhang at the 3'-end of the antisense strand of the RNAi agent.

[001163] The composition of embodiment 7, wherein the RNAi agent is ligated to one or more agent selected from: one or more diagnostic compound, reporter group, cross-linking agent, nuclease-resistance conferring moiety, natural or unusual nucleobase, lipophilic molecule, cholesterol, lipid, lectin, steroid, uvaol, hecigenin, diosgenin, terpene, triterpene, sarsasapogenin, Friedelin, epifriedelanol-derivatized lithocholic acid, vitamin, carbohydrate, dextran, pullulan, chitin, chitosan, synthetic carbohydrate, oligo lactate 15-mer, natural polymer, low- or medium-

molecular weight polymer, inulin, cyclodextrin, hyaluronic acid, protein, protein-binding agent, integrin-targeting molecule, polycationic, peptide, polyamine, peptide mimic, and/or transferrin.

[001164] The composition of embodiment 7, wherein the RNAi agent is capable of inhibiting expression of the HSF1 gene by at least about 60% at a concentration of 10 nM in HeLa, GTL-16, or SK-BR-3 cells in vitro.

[001165] The composition of embodiment 7, wherein the RNAi agent is capable of inhibiting expression of the HSF1 gene by at least about 70% at a concentration of 10 nM in HeLa, GTL-16, or SK-BR-3 cells in vitro.

[001166] The composition of embodiment 7, wherein the RNAi agent is capable of inhibiting expression of the HSF1 gene by at least about 80% at a concentration of 10 nM in HeLa, GTL-16, or SK-BR-3 cells in vitro.

[001167] The composition of embodiment 7, wherein the RNAi agent is capable of inhibiting expression of the HSF1 gene by at least about 90% at a concentration of 10 nM in HeLa, GTL-16, or SK-BR-3 cells in vitro.

[001168] The composition of embodiment 7, wherein the RNAi has an EC50 of no more than about 0.1 nM.

[001169] The composition of embodiment 7, wherein the RNAi has an EC50 of no more than about 0.01 nM.

[001170] The composition of embodiment 7, wherein the RNAi has an EC50 of no more than about 0.001 nM.

[001171] The composition of embodiment 7, wherein the RNAi agent comprises a blunt end.

[001172] The composition of embodiment 7, wherein the RNAi agent comprises a 3' end cap.

[001173] The composition of embodiment 7, wherein the RNAi agent comprises a 3' end cap and a blunt end.

[001174] The composition of embodiment 7, wherein the RNAi agent comprises a 3' end cap and at least one 2' modification.

[001175] The composition of embodiment 7, wherein the RNAi agent comprises a 5' end cap.

[001176] The composition of embodiment 7, wherein the RNAi agent comprises a 5' end cap and a 3' end cap.

[001177] The composition of embodiment 7, wherein the RNAi agent comprises a 3' end cap, a blunt end and a 5' end cap.

[001178] The composition of embodiment 7, wherein the RNAi agent comprises any one or more of: at least one 2' modification, a 3' end cap, a 5' end cap, and a blunt end.

2016202437 04 Nov 2016

[001179] Unless defined otherwise, the technical and scientific terms used herein have the same meaning as that usually understood by a specialist familiar with the field to which the disclosure belongs.

[001180] Unless indicated otherwise, all methods, steps, techniques and manipulations that are not specifically described in detail can be performed and have been performed in a manner known per se, as will be clear to the skilled person. Reference is for example again made to the standard handbooks and the general background art mentioned herein and to the further references cited therein. Unless indicated otherwise, each of the references cited herein is incorporated in its entirety by reference.

[001181] Claims to the invention are non-limiting and are provided below.

[001182] Although particular embodiments and claims have been disclosed herein in detail, this has been done by way of example for purposes of illustration only, and is not intended to be limiting with respect to the scope of the appended claims, or the scope of subject matter of claims of any corresponding future application. In particular, it is contemplated by the inventors that various substitutions, alterations, and modifications may be made to the disclosure without departing from the spirit and scope of the disclosure as defined by the claims. The choice of nucleic acid starting material, clone of interest, or library type is believed to be a matter of routine for a person of ordinary skill in the art with knowledge of the embodiments described herein. Other aspects, advantages, and modifications considered to be within the scope of the following claims. Those skilled in the art will recognize or be able to ascertain, using no more than routine experimentation, many equivalents of the specific embodiments of the invention described herein. Such equivalents are intended to be encompassed by the following claims. Redrafting of claim scope in later filed corresponding applications may be due to limitations by the patent laws of various countries and should not be interpreted as giving up subject matter of the claims.

[00183] Throughout this specification and the claims which follow, unless the context requires otherwise, the word "comprise", and variations such as "comprises" and "comprising", will be understood to imply the inclusion of a stated integer or step or group of integers or steps but not the exclusion of any other integer or step or group of integers or steps.

[00184] The reference in this specification to any prior publication (or information derived from it), or to any matter which is known, is not, and should not be taken as an acknowledgment or admission or any form of suggestion that that prior publication (or information derived from it) or known matter forms part of the common general knowledge in the field of endeavour to which this specification relates.

2016202437 04 Nov 2016

THE CLAIMS DEFINING THE INVENTION ARE AS FOLLOWS:

1. A composition comprising a RNAi agent comprising a sense strand and an antisense strand, wherein the antisense strand comprises at least 17 contiguous nucleotides differing by 0, 1, 2, or 3 nucleotides from any of SEQ ID NOs:175-179.
2. The composition of claim 1, wherein the composition further comprises a second RNAi agent to HSF1.
3. The composition of claim 1 or claim 2, wherein the RNAi agent comprises at least one modified backbone and/ or at least one 2'-modified nucleotide.
4. The composition of any one of claims 1 to 3, wherein the RNAi agent is ligated to one or more agent selected from: one or more diagnostic compound, reporter group, cross-linking agent, nuclease-resistance conferring moiety, natural or unusual nucleobase, lipophilic molecule, cholesterol, lipid, lectin, steroid, uvaol, hecigenin, diosgenin, terpene, triterpene, sarsasapogenin, Friedelin, epifriedelanol-derivatized lithocholic acid, vitamin, carbohydrate, dextran, pullulan, chitin, chitosan, synthetic carbohydrate, oligo lactate 15-mer, natural polymer, low- or medium-molecular weight polymer, inulin, cyclodextrin, hyaluronic acid, protein, protein-binding agent, integrin-targeting molecule, polycationic, peptide, polyamine, peptide mimic, and/or transferrin.
5. The composition of any one of claims 1 to 4, wherein the antisense strand comprises any of SEQ ID NOs:175-179.
6. The composition of any one of claims 1 to 5, wherein the RNAi agent comprises a phosphorothioate and/or a 2'-modified nucleotide.
7. The composition of claim 1, wherein the RNAi agent is ligated to one or more agents, the agent selected from a: one or more diagnostic compound, reporter group, cross-linking agent, nuclease-resistance conferring moiety, natural or unusual nucleobase, lipophilic molecule, cholesterol, lipid, lectin, steroid, uvaol, hecigenin, diosgenin, terpene,

2016202437 04 Nov 2016

triterpene, sarsasapogenin, Friedelin, epifriedelanol-derivatized lithocholic acid, vitamin, carbohydrate, dextran, pullulan, chitin, chitosan, synthetic carbohydrate, oligo lactate 15-mer, natural polymer, low- or medium-molecular weight polymer, inulin, cyclodextrin, hyaluronic acid, protein, protein-binding agent, integrin-targeting molecule, polycationic, peptide, polyamine, peptide mimic, and/or transferrin.

8. A medicament for use in an RNAi formulation comprising a RNAi agent comprising a sense strand and an antisense strand, wherein the antisense strand comprises at least 17 contiguous nucleotides differing by 0, 1, 2, or 3 nucleotides from any of SEQ ID NOs:175-179.

9. A pharmaceutically effective formulation comprising the composition of any one of claims 1 to 7.

10. The composition of any one of claims 1 to 7, wherein all the pyrimidines are 2' O-methyl-modified nucleotides.

11. The medicament of claim 8, wherein the antisense strand comprises any of SEQ ID NOs:175-179.

WO 2013/030778

PCT/IB2012/054455

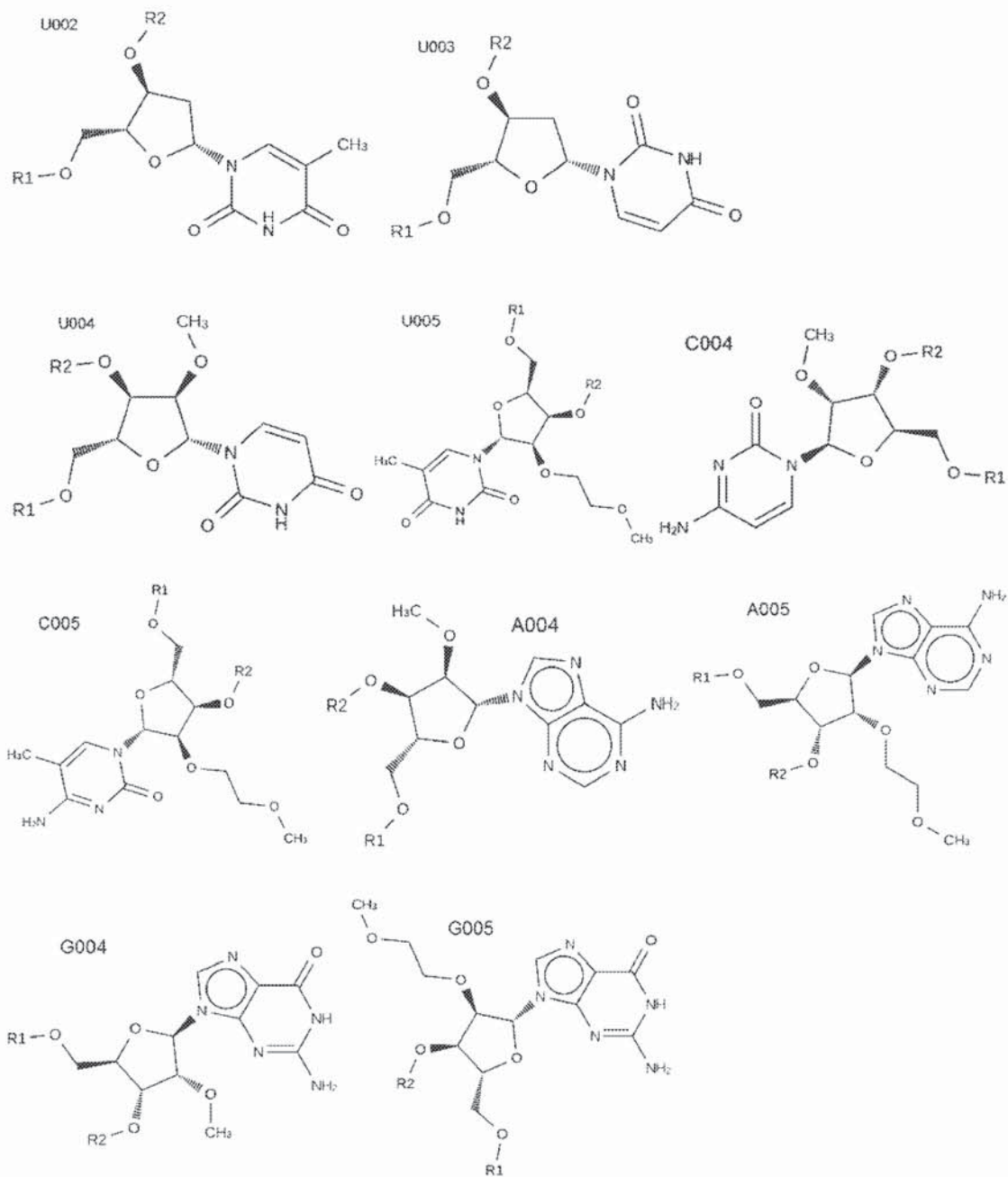


FIG. 1

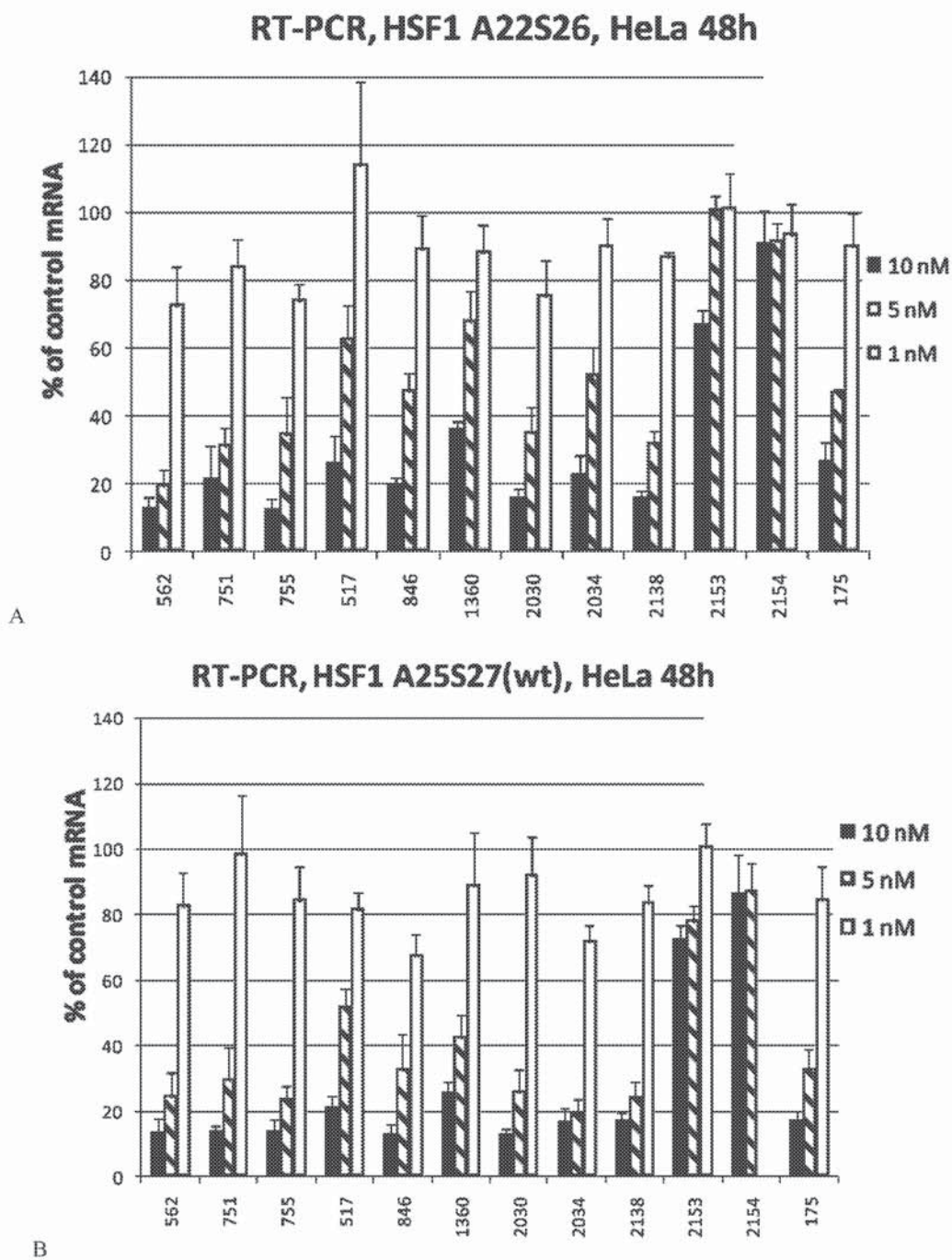
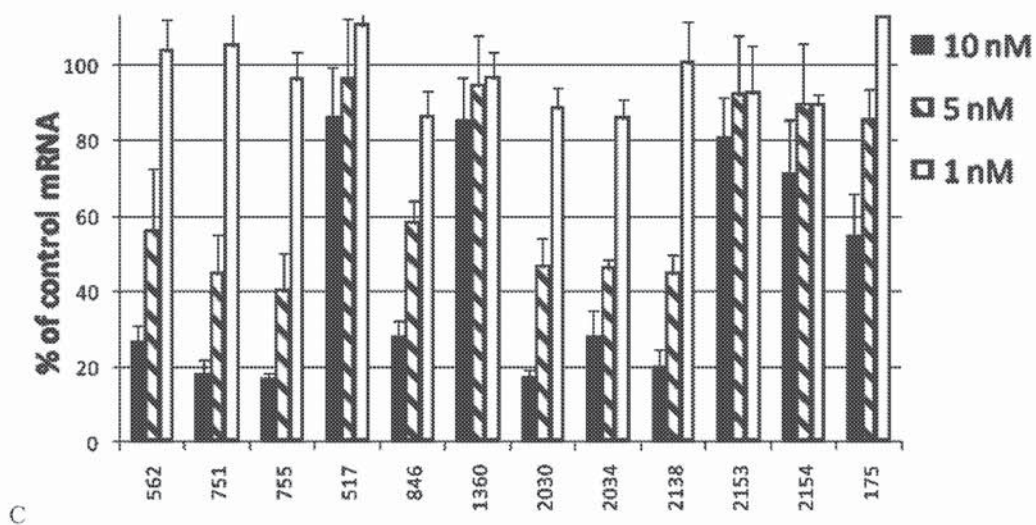


FIG. 2

RT-PCR, HSF1 AV14S26, HeLa 48h



RT-PCR, HSF1 A48S26, HeLa 48h

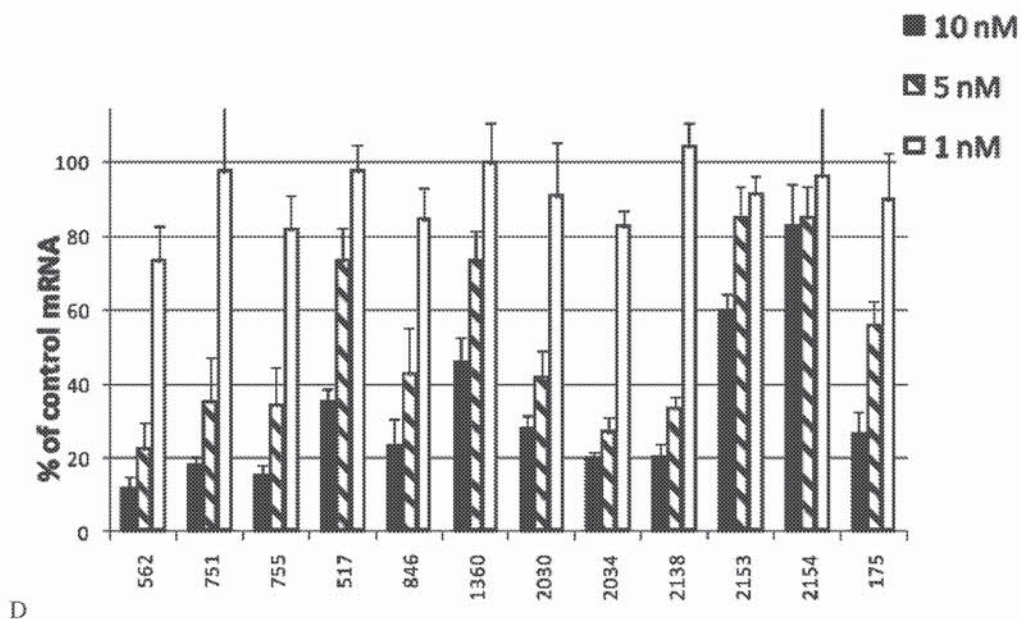
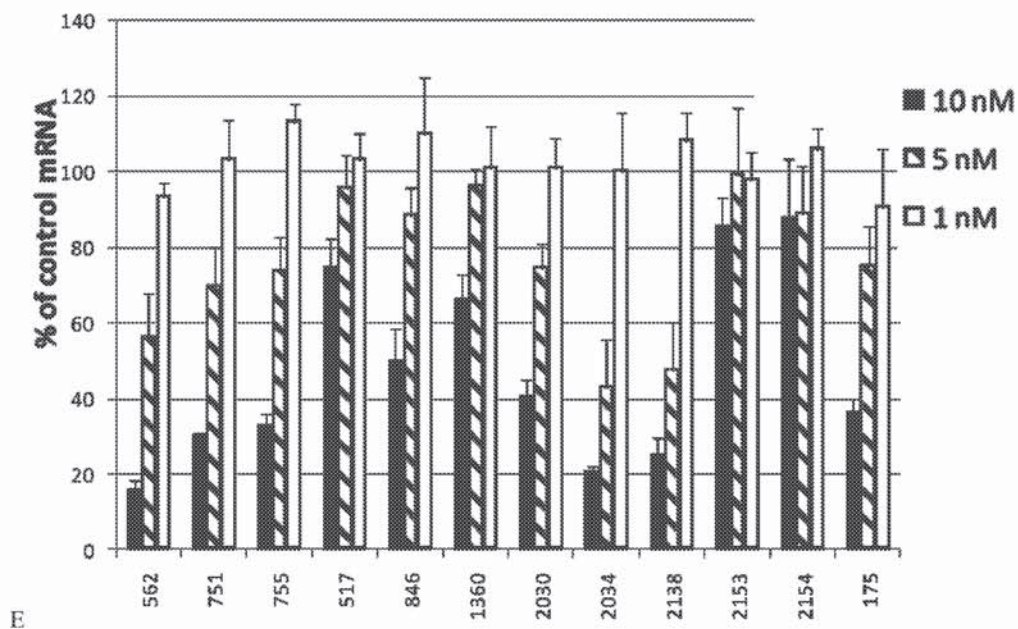


FIG. 2

RT-PCR, HSF1 AV15SV7, HeLa 48h



RT-PCR, HSF1 AV16SV1, HeLa 48h

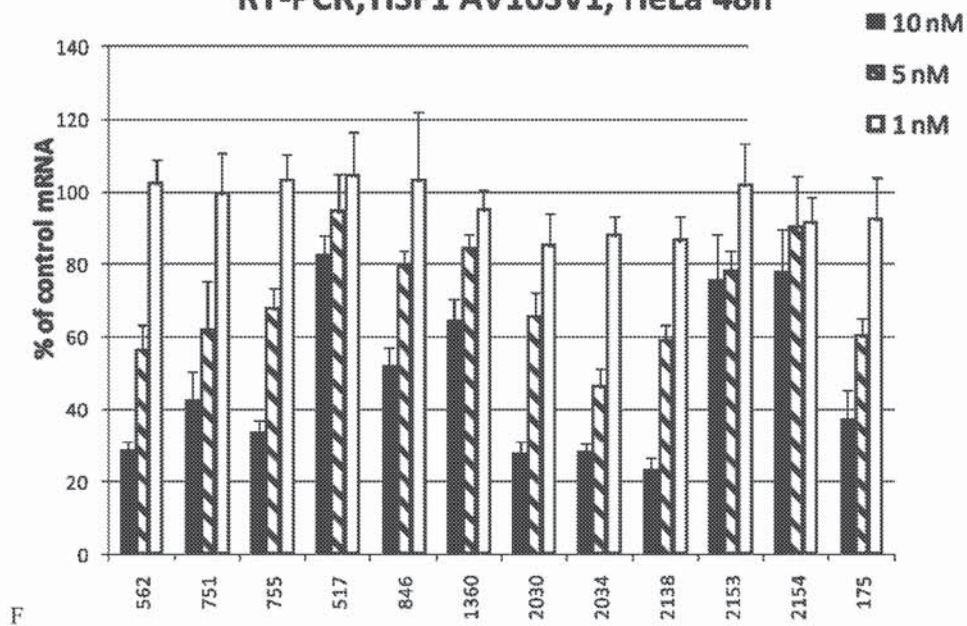


FIG. 2

HSF1 AV17SV1, HeLa 48h

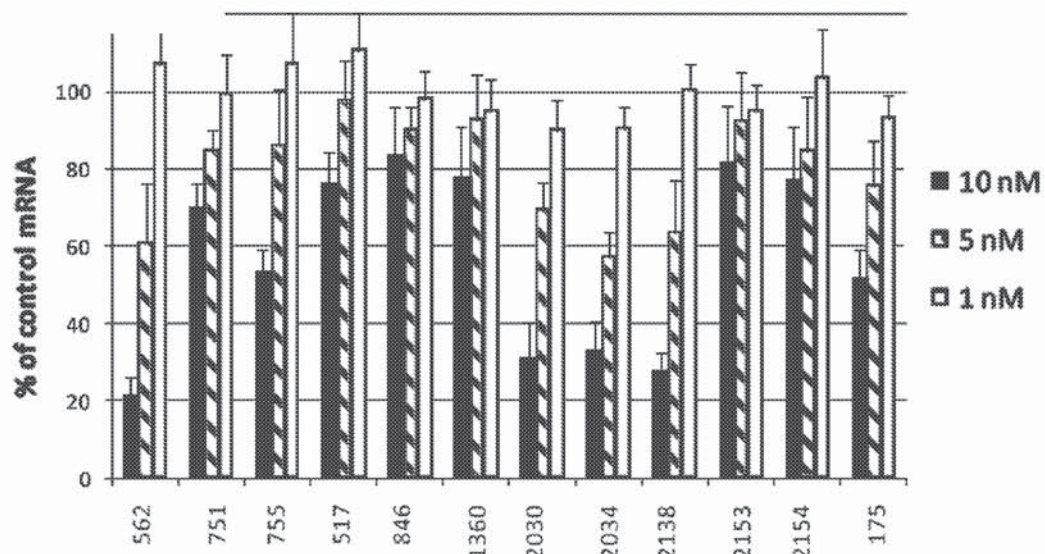


FIG. 2