(12) INTERNATIONAL APPLICATION PUBLISHED UNDER THE PATENT COOPERATION TREATY (PCT)

(19) World Intellectual Property Organization
International Bureau

(43) International Publication Date
10 January 2002 (10.01.2002)

PCT

(10) International Publication Number
WO 02/02511 A1

(51) International Patent Classification[7]: C07C 233/78, C07D 295/04, A61K 31/166, 31/167, 31/495, 31/5375, A61P 37/04, 31/00, 25/18, 25/24, 35/00

(21) International Application Number: PCT/SE01/01526

(22) International Filing Date: 3 July 2001 (03.07.2001)

(25) Filing Language: English

(26) Publication Language: English

(30) Priority Data:
0002531-2 5 July 2000 (05.07.2000) SE

(71) Applicant: **ACTIVE BIOTECH AB** [SE/SE]; P.O. Box 724, S-220 07 Lund (SE).

(72) Inventors: **BJÖRK, Anders**; Svalvägen 9, S-230 50 Bjärred (SE). **HEDLUND, Gunnar**; Gullregnsvägen 131 E, S-224 56 Lund (SE). **LEANDERSON, Tomas**; Rodergatan 8B, S-211 16 Malmö (SE).

(74) Agent: **DR LUDWIG BRANN PATENTBYRÅ AB**; P.O. Box 17192, S-104 62 Stockholm (SE).

(81) Designated States *(national)*: AE, AG, AL, AM, AT, AU, AZ, BA, BB, BG, BR, BY, BZ, CA, CH, CN, CO, CR, CU, CZ, DE, DK, DM, DZ, EC, EE, ES, FI, GB, GD, GE, GH, GM, HR, HU, ID, IL, IN, IS, JP, KE, KG, KP, KR, KZ, LC, LK, LR, LS, LT, LU, LV, MA, MD, MG, MK, MN, MW, MX, MZ, NO, NZ, PL, PT, RO, RU, SD, SE, SG, SI, SK, SL, TJ, TM, TR, TT, TZ, UA, UG, UZ, VN, YU, ZA, ZW.

(84) Designated States *(regional)*: ARIPO patent (GH, GM, KE, LS, MW, MZ, SD, SL, SZ, TZ, UG, ZW), Eurasian patent (AM, AZ, BY, KG, KZ, MD, RU, TJ, TM), European patent (AT, BE, CH, CY, DE, DK, ES, FI, FR, GB, GR, IE, IT, LU, MC, NL, PT, SE, TR), OAPI patent (BF, BJ, CF, CG, CI, CM, GA, GN, GW, ML, MR, NE, SN, TD, TG).

Published:
— *with international search report*
— *before the expiration of the time limit for amending the claims and to be republished in the event of receipt of amendments*

For two-letter codes and other abbreviations, refer to the "Guidance Notes on Codes and Abbreviations" appearing at the beginning of each regular issue of the PCT Gazette.

(54) Title: SUBSTITUTED BENZAMIDES FOR IMMUNE ENHANCEMENT AND FOR THE TREATMENT OF CANCER, INFECTION AND MANIC-DEPRESSIVE ILLNESS

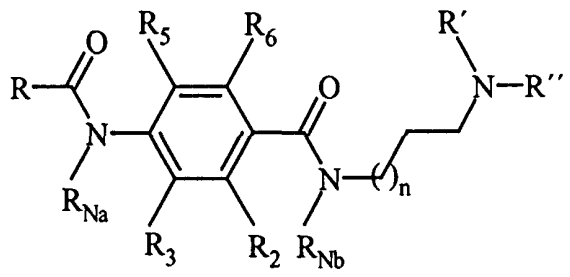

(I)

(57) Abstract: This invention relates to the use of compounds of general formula (I) wherein, R is selected from methyl, ethyl, *n*-propyl, *iso*-propyl, *c*-propyl, *n*-butyl, *sec.*-butyl, *iso*-butyl, *tert.*-butyl, *c*-butyl, *n*-pentyl, *sec.*-pentyl, *iso*-pentyl, *tert.*pentyl, *neo*-pentyl, *c*-pentyl, *c*-hexyl and *c*-heptyl; R_{Na} and R_{Nb} are the same or different and selected from hydrogen, methyl and ethyl; R_2, R_3, R_5 and R_6 are independently selected from hydrogen, methyl, methoxy, thiomethyl, hydroxy, fluoro, chloro, bromo, trifluoromethyl, phenyl and benzyl; n is 1, 2 or 3; R' and R'' are the same or different and selected from methyl, ethyl, *n*-propyl, *iso*-propyl,*n*-butyl, *sec.*-butyl, and *iso*-butyl or R' and R'' together form a saturated heterocyclic ring of 5-7 atoms is 1, 2, 3; and pharmaceutically acceptable salts, hydrates and solvates thereof; for the preparation of a medicament for stimulation of transcription factor AP (activator protein)-1; compositions comprising the compounds of formula (I). The invention also comprises the compounds of general formula (I) with the exclusion of compounds wherein R, R' and R'' simultaneously are methyl. The compounds are useful for the treatment of cancer, infection and manic-depressive illness.

WO 02/02511 A1

'SUBSTITUTED BENZAMIDES FOR IMMUNE ENHANCEMENT AND FOR THE TREATMENT OF CANCER, INFECTION AND MANIC–DEPRESSIVE ILLNESS

FIELD OF THE INVENTION

The present invention relates to substituted benzamides, which are enhancers of transcription factor AP (activator protein) -1, to compositions containing them, and to methods for clinical treatment of diseases associated with immune suppressive states and to the use of the benzamides for the preparation of a medicament for stimulation of transcription factor AP-1. Such compounds are particularly useful in the treatment of a variety of diseases associated with immune suppression and low capability to produce IL (interleukin) -2. Such diseases include cancer, autoimmune disease and infectious disease. More particularly, the present invention relates to benzamide derivatives suitable for the treatment of, for example, solid tumours, rheumatoid arthritis (RA) and AIDS. The compounds of the present invention are also suitable for the treatment of manic-depressive illness.

BACKGROUND OF THE INVENTION

AP –1 is a transcriptionally active protein heterodimer containing members of the Fos (e.g. c-Fos, FosB, Fra-1, Fra-2) and the Jun (e.g. c-Jun, JunB, JunD) family of proteins. The AP-1 transcription factors are stimulated by e.g. growth factors, cytokines, T cell activators and neurotransmitters and act as dimers binding to DNA in many promoters including proteases and cytokines like IL-2. C-Jun and c-Fos knock-out mice have been produced showing embryonic lethality and osteopetrosis / lymphopenia / behavioural abnormalities, respectively (Johnson et al., 1992). These results emphasise that the AP-1 site is pivotal in many different genes and points out lymphocyte regulation and behaviour, regulation in the central nervous system, as two distinct biological hotspots. Therefore, immune suppression with low capability to produce IL-2 and behavioural disorders are two very different medical indication areas where AP-1 activity is suboptimal and where AP-1 enhancers can be applied.

In US Patent No. 3,177,252 some substituted benzamide derivatives including metoclopramide (The Merck Index 12th Ed., entry 6226) are disclosed as being useful for the treatment of emesis.

The compound metoclopramide may be associated with depression and, because of its central as well as peripheral dopamine-blocking properties, may cause most unwanted tardive dyskinesia. Structure-activity relationship studies have demonstrated the link between the diaminoethylene bridge and the dopamine–D_2 blockade.

In GB 1,174,956 quaternary ammonium salts of N-substituted benzamide derivatives and their action to accelerate the automatic motility of digestive tract are disclosed.

In J. Org. Chem. USSR 22, 578-582 (1986), the synthesis of N-(3-dimethylamino-propyl)-3-nitro-4-acetylaminobenzamide is described.

In US Patent No. 4,568,685 some N-[(1H-1,2,4-triazol-1-yl)alkyl]arylamides are disclosed as being inhibitors of thromboxane synthetase enzyme.

In US Patent No. 4,568,687 some N-[ω(1H-imidazole-1-yl)alkyl]arylamides are disclosed as being inhibitors of thromboxane synthetase enzyme and are also useful in the treatment of hypertension and myocardial ischemia.

In Analytical Profiles of Drug Substances vol. 4, K Florey, Ed. (Academic Press, New York, 1975) pp 333-383, procainamide (The Merck Index 12th Ed., entry 7936) is described as an antiarrhytmic agent.

We have now discovered a novel method of stimulating the transcription factor AP-1 using substituted benzamides.

SUMMARY OF THE INVENTION

Immune suppression in cancer, autoimmune disease and infectious disease

Immune system-based approaches for the treatment of malignant disease have focused on cytolytic effector cells such as cytotoxic T lymphocytes (CTL), and natural killer (NK) cells. It has also been demonstrated that tumour-bearing mice can be cured using a wide variety of approaches, some of which involve IL-2 mediated enhancement of CTL and NK cell activity.

However, the apparent success in mice stands in contrast to the current situation in the clinic, wherein only a minority of patients have thus far benefited from CTL- or NK cell-based anti-tumour approaches. This is probably a result from tumour-induced immune suppression (Whiteside, 1999; Kiessling et al., 1999). One of the underlying causes of tumour-associated immune suppression of CTL and NK cell activity, the intracellular signalling deficiency resulting from reduction of the TCR/CD3 zeta chain expression of the T cells, is also shared with HIV infection, leprosy, and rheumatoid arthritis. This signalling deficiency is overrun by IL-2 treatment in vitro. IL-2 is a central cytokine in the development of functional immune responses and it has been clearly shown that the AP-1 site of the IL-2 promoter is pivotal for optimal activity (Sundstedt and Dohlsten, 1998). Distinct benzamides would therefore represent an alternative treatment for immune stimulation and IL-2 enhancement in immune suppressive states of disease. In addition, several treatment regiments such as cytostatic and radiation therapy applied in the treatment of cancer result in unwanted immune suppression, an induced state that would be compensated for by administering compounds of the present invention.

Manic-depressive illness

Lithium and sodium valproate (VPA) (The Merck Index 12th Ed., entry 10049) are effective in the treatment of bipolar disorders (manic-depressive illness) and may function through the regulation of signal transduction pathways and transcription factors such as c-Fos and c-Jun, which in turn results to changes in gene expression. The long-term efficacy of lithium and VPA in bipolar disorders suggests that the regulation of gene expression may be an important target for these drugs. These two structurally highly dissimilar agents, lithium and VPA, increase AP-1 DNA binding activity in areas of rodent brain ex vivo and in human neuronal cells in culture (Yuan et al., 1998; Chen et al., 1999). Both treatments also increase the expression of a reporter gene driven by an AP-1-containing promoter, and mutations in the AP-1 sites of the reporter gene promoter markedly attenuate these effects. Both treatments also increase the expression of several endogenous proteins, which genes are known to be regulated by AP-1. These effects suggest that the temporal regulation of AP-1 mediated gene expression in critical neuronal circuits may play a role in the long-term therapeutic efficacy of lithium and VPA and point out that also other AP-1 enhancers like distinct benzamides could

potentially act as modulators of e.g. manic-depressive illness.

DESCRIPTION OF THE INVENTION

A primary objective of the present invention is to provide benzamide compounds which by virtue of their pharmacological profile, with high potency in experimental models and low level of side-effects, are considered to be of value in the treatment of disease associated with immune suppressive states e.g. for the stimulation, enhancement or modulation of the immune response. Included in the invention is also the use of the compounds for the preparation of a medicament for the stimulation of transcription factor AP-1. In a particular aspect, this invention provides preparation of a medicament for the stimulation of transcription factor AP-1, a method of treating diseases in which the disease pathology may be therapeutically modified by stimulating AP-1. Examples of such diseases are cancer, autoimmune disease and infectious disease. More particularly, the present invention relates to benzamide derivatives suitable for the treatment of, for example, solid tumours, rheumatoid arthritis (RA) and AIDS. The compounds of the present invention are also suitable for the treatment of manic-depressive illness.

The term "treatment" as used herein includes prophylaxis as well as relieving the symptoms of disease.

It has now surprisingly been found that the compounds of general formula (I)

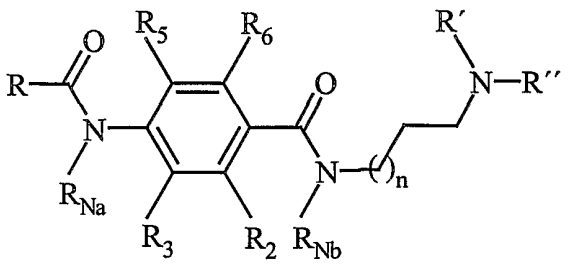

(I)

wherein

R is selected from methyl, ethyl, *n*-propyl, *iso*-propyl, *c*-propyl, *n*-butyl, *sec.*-butyl, *iso*-butyl, *tert.*-butyl, *c*-butyl, *n*-pentyl, *sec.*-pentyl, *iso*-pentyl, *tert.*-pentyl, *neo*-pentyl, *c*-pentyl,

c-hexyl and *c*-heptyl;

R_{Na} and R_{Nb} are the same or different and selected from hydrogen, methyl and ethyl;

R_2, R_3, R_5 and R_6 are independently selected from hydrogen, methyl, methoxy, thiomethyl, hydroxy, fluoro, chloro, bromo, trifluoromethyl, phenyl and benzyl;

n is 1, 2 or 3;

R′ and R′′ are the same or different and selected from methyl, ethyl, *n*-propyl, *iso*-propyl, *n*-butyl, *sec.*-butyl, and *iso*-butyl or R′ and R′′ together form a saturated heterocyclic ring of 5-7 atoms having the formula

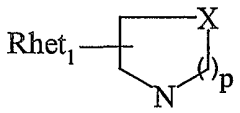

wherein p is 1, 2, 3;

X is selected from $CHRhet_1$, $NRhet_1$ and O with the proviso that p is 2 or 3 when X is $NRhet_1$ and O;

$Rhet_1$ is selected from hydrogen and C_{1-5} alkyl, optionally functionalised with OH, halogen (F, Cl and Br), CN, $COORhet_2$, $N(Rhet_2)_2$ wherein $Rhet_2$ independently is selected from H, C_{1-4} alkyl;

with the proviso that when R′ and R′′ are methyl then R cannot be methyl;

and pharmaceutically acceptable salts, hydrates and solvates thereof;

are unexpectedly effective and specific in the treatment of individuals suffering from cancer, autoimmune disease, infectious disease and manic-depressive illness.

In a preferred embodiment of the invention

R is selected from methyl, ethyl, *n*-propyl and *iso*-propyl,

R_{Na} and R_{Nb} are hydrogen,

one of R_2, R_3, R_5 and R_6 is selected from methyl, methoxy, thiomethyl, hydroxy, fluoro, chloro, trifluoromethyl and phenyl,

R′ and R′′ are selected from methyl, ethyl, *n*-propyl and *n*-butyl

with the proviso that when R′ and R′′ are methyl then R cannot be methyl;.

The compounds of general formula (I) were assayed for AP-1 enhancement. The compounds of this invention were tested in assays for the modulation of stimulated activity of an AP-1-driven reporter gene in the Jurkat T cell line. The activation of this reporter gene results in luciferase production and the amounts of produced luciferase parallels the level of AP-1 activity. A high level of AP-1 activity is pivotal to e.g. high production of IL-2.

All embodiments of the invention as disclosed in the claims are herewith included in the specification.

The following examples are intended to illustrate the invention without restricting the scope thereof.

The compounds of general formula (I) may be prepared by methods well known in the literature. The general solution preparation is shown in Scheme 1 and 2.

Scheme 1

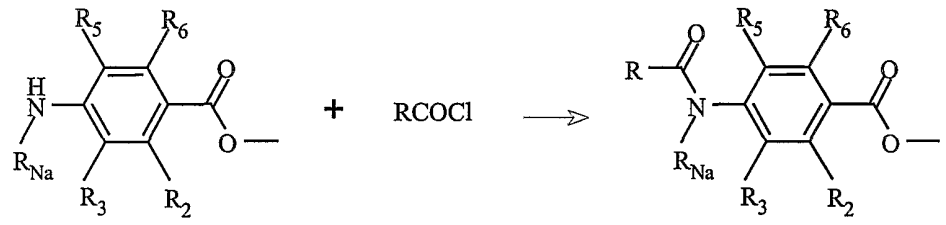

(II) (III) (IV)

Scheme 2

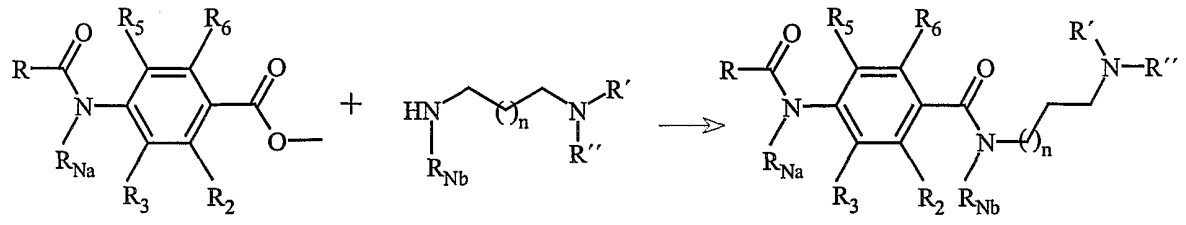

(IV) (V) (I)

A benzamide derivative of general formula (I) may be prepared by conventional methods and, for example, by first the reaction of a 4-amino-benzoic acid methyl ester (II) with an acid chloride (III) or anhydride in an inert solvent such as dichloromethane in the presence of triethylamine (Scheme 1). The resulting 4-acylamino-benzoic acid methyl esters (IV) and a N,N-substituted alkylenediamine (V) is then condensed in an excess of V in the presence of a catalytic amount ammonium chloride to form the compounds of general formula (I) (Scheme 2). Alternatively, the methylester is first hydrolysed and then activated using conventional methods, such as ethylchloroformate, dicyclohexylcarbodiimide (DCC) or 2-(1H-benzotriazol-1-yl)-1,1,3,3-tetramethyluronium tetrafluoroborat (TBTU). The starting materials used herein are commercially available or are prepared by conventional methods found in standard reference books such as the Compendium of Organic Synthetic Methods, vol. I-VI (Wiley-Interscience), well known to those of ordinary skill in the art.

Acid addition salts of the compounds of formula (I) are prepared in a standard manner in a suitable solvent and in excess of an acid, such as hydrochloric, hydrobromic, sulphuric, maleic and succinic acid.

Example 1

4-iso-Butyrylamino-2-methoxy-benzoic acid methyl ester.

1.81 g of 4-amino-2-methoxy-benzoic acid methyl ester and 1.4 g of triethylamine were dissolved in 20 ml of dichloromethane. 1.23 g of isobutyryl chloride in 5 ml of dichloromethane was added dropwise at 0°C. The reaction mixture was allowed to reach room temperature and stirred for 3 hours. The reaction mixture was washed with water, dried and the solvents were evaporated to yield 1.9 g of the title product.

1H NMR ($CDCl_3$): δ 1.22 (6H, d), 2.53 (1H, m), 3.83 (3H, s), 3.83 (3H, s), 6.85 (1H, d), 7.70 (1H, s), 7.75 (1H, d), 7.84 (1H, s).

Example 2

N-[(2-Diethylamino)propyl]-4-isobutyrylamino-2-methoxy-benzamide.

0.3 g of 4-iso-butyrylamino-2-methoxy-benzoic acid methyl ester was dissolved in 3 ml of N,N-diethyl-propylenediamine together with a catalytic amount of ammonium chloride. The

reaction mixture was refluxed for 3 hours. Dichloromethane was added and washing 4 times with water removed excess diamine. Drying and evaporation of the solvents yielded 0.15 g of the title compound.

1H NMR ($CDCl_3$): δ 0.97 (6H, t), 1.20 (6H, d), 1.71 (2H, m), 2.48 (6H, m), 2.59 (1H, m), 2.46 (2H, q), 3.90 (3H, s), 6.80 (1H, d), 7.94 (1H, s), 8.03 (1H, d), 8.29 (1H, s).

Example 3

N-[3-(Diethylamino)propyl]-4-iso-buturylamino-3-hydroxy-benzamide

4-iso-Butyrylamino-3-hydroxy-benzoic acid (0.089 g) and TBTU (0.128 g) in chloroform (15 ml) was stirred for 2 hours. N,N-Diethyl-propylenediamine (0.052 g) was added and the mixture was stirred for 1 hour. Evaporation of the solvent gave a residue, which was chromatographed on a silica gel column first eluted/washed with ethylacetate and then eluted with ethylacetate-methanol-triethylamine (12:4:1) to yield 0.03 g, of the title product.

1H NMR ($CDCl_3$): δ 1.14 (t, 6H) 1.25 (m, 6H) 2.01 (m, 2H) 2.61 (m, 1H) 2.98 (m, 2H) 3.04 (m, 2H) 3.44 (m, 2H) 7.35 (m, 1H) 7.80 (d, 1H) 7.92 (m, 1H) 8.21 (d, 1H) 8.36 (s, 1H).

Example 4

4-(N-iso-Butyryl-N-methylamino)-benzoic acid

4-Methylamino-benzoic acid methyl ester (0.41 g) were suspended in chloroform (20 ml). Isobutyryl chloride (0.79 g) in chloroform (10 ml) was added dropwise for 30 minutes and then dropwise triethylamine (1 ml) dissolved in chloroform (5 ml). The reaction mixture was stirred for 3 hours and the solvent was evaporated. 1M NaOH(aq) (40 ml) was added and the mixture stirred overnight. The solution was filtered to remove unsolved material and then acidified with 2M HCl(aq). Filtration and drying in vacuum yielded 0.48 g of the title product.

Example 5

N-[3-(Diethylamino)propyl]-4-(N-iso-butyryl-N-methylamino)-benzamide

To a stirred solution of 4-(iso-butyryl-N-methylamino)-benzoic acid (0.088 g) and triethylamine (0.041 g) in chloroform (4 ml) was added a solution of ethyl chlorformate (0.049 g) in chloroform (1 ml). The mixture was stirred under an N_2 atmosphere at room temperature for 1½ hours and then cooled to 0 °C. N,N-Diethyl-propylenediamine (0.051 g) in chloroform (1

ml) was added and the mixture was stirred over night. The mixture were washed with 0.5 M NaOH(aq) and water. Drying and evaporation of the solvent gave a residue, which was chromatographed on a silica gel column first eluted/washed with ethylacetate and then eluted with ethylacetate-methanol-triethylamine (12:4:1) to yield 0.098 g, of the title product.
1H NMR ($CDCl_3$): δ 1.01 (t, 6H) 1.04 (t, 6H) 1.77 (m, 2H) 2.48 (m, 1H) 2.61 (m, 6H) 3.23 (s, 3H) 3.57 (m, 2H) 7.21 (m, 1H) 7.83 (m, 1H) 8.80 (s, 1H).

Examples 6 to 12 were prepared by the method described in Example 5.

Example 6

N-[3-(Diethylamino)propyl]-4-iso-butyrylamino-3-methoxy-benzamide
1NMR ($CDCl_3$): δ 1.07 (t, 6H) 1.25 (d, 6H) 1.80 (m, 2H) 2.55 (m, 1H) 2.64 (m, 6H) 3.56 (m, 2H) 3.94 (s, 3H) 7.27 (m, 1H) 7.55 (d, 1H) 7.91 (s, 1H) 8.43 (d, 1H) 8.70 (s, 1H).

Example 7

N-[3-(Diethylamino)propyl]-4-(iso-butyryl-N-methylamino)-2-methoxy-benzamide
1H NMR ($CDCl_3$): δ 1.04 (m, 12H) 1.80 (m, 2H) 2.56 (m, 7H) 3.24 (s, 3H) 6.75 (s, 1H) 6.88 (m, 1H) 7.99 (m, 1H) 8.17 (d, 1H).

Example 8

N-(3-morpholinopropyl)-4-iso-butyrylamino-2-methoxy-benzamide
1H NMR ($CDCl_3$): δ 1.24 (d, 6H) 1.86 (m, 2H) 2.52 (m, 7H) 3.51 (m, 2H) 3.75 (m, 4H) 3.97 (s, 3H) 6.71 (m, 1H) 7.37 (s, 1H) 7.94 (s,1H) 8.09 (d, 1H).

Example 9

N-[4-(Dimethylamino)butyl]-4-iso-butyrylamino-2-methoxy-benzamide
1H NMR ($CDCl_3$): δ 1.25 (d, 6H) 1.65 (m, 4H) 2.37 (m, 6H) 2.52 (m, 3H) 3.45 (m, 2H) 3.97 (s, 3H) 6.73 (m, 1H) 7.43 (s, 1H) 7.88 (m, 1H) 7.92 (s, 1H) 8.09 (d, 1H).

Example 10

N-[3-(4-methylpiperazino)-propyl]-4-iso-butyrylamino-2-methoxy-benzamide

1H NMR ($CDCl_3$): δ 1.25 (d, 6H) 1.83 (m, 3H) 2.35 (s, 3H) 2.52 (m, 3H) 2.60 (m, 7H) 3.49 (m, 2H) 3.96 (s, 3H) 6.71 (m, 1H) 7.37 (s, 1H) 7.94 (m, 2H) 8.08 (d, 1H).

Example 11

N-[3-(Diethylamino)propyl]-4-iso-butyrylamino-3,5-dichloro-benzamide

1H NMR ($CDCl_3$): δ 1.10 (t, 6H) 1.29 (d, 6H) 1.82 (m, 2H) 2.69 (m, 7H) 3.55 (m, 2H) 7.03 (s, 1H) 7.82 (s, 2H) 9.22 (s, 1H).

Pharmacological methods

Cells from the Jurkat T cell line were transfected with an AP-1-driven luciferase gene reporter construct (Parra et al., 1997) together with a selection gene vector. Selected clones from the resulting stable AP-1 reporter gene transfectants were used in the assays for AP-1 transcription factor activity. These transfected Jurkat cells (Jurkat/AP-1rep) were grown in RPMI 1640 supplemented with glutamine, hepes, sodium pyruvate, gentamicin, 10% FCS and G418. To evaluate distinct compounds for their capacity to enhance the AP-1 activity, Jurkat/AP-1rep cells were stimulated for 5.5 h in the temperature of 37°C with phorbol myristate acetate and ionomycin in the absence and presence of test compounds. The 96 well plates containing the cell cultures were then put on ice until harvested. The supernatants were removed and the cells were lysed. AP-1 activity was measured as luminiscence produced by luciferase substrate, which was added to the wells in conjunction with measurement.

Superantigen responsive mice were treated with Staphylococcal enterotoxin A in accordance with Belfrage et al. (Belfrage et al. 1995, 1997a, 1997b). Plasma and splenocytes were collected at different time points to evaluate the induced activity of T cells with and without treatment with the compounds of general formula (I). It is shown that T cell activity as measured as IL-2 production, cytotoxic T cell activity and anergy induction (Belfrage et al. 1995, 1997a, 1997b) were modulated by the treatment.

Among preferred compounds is N-[(2-diethylamino)propyl]-4-isobutyrylamino-2-methoxybenzamide, hereinafter called Compound A. Compound A was shown to enhance the

activity of the AP-1 driven reporter in a dose dependent fashion down to μM concentrations (Figure 1).

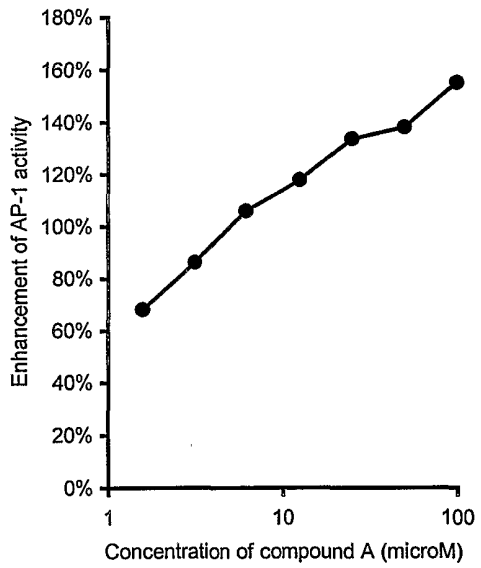

Figure 1. Percentage enhancement of the reporter gene activity in the assay utilising Jurkat cells with a transfected AP-1-driven luciferase gene reporter.

The compounds of formula (I) are useful as enhancers of AP-1. The present invention provides useful compositions and formulations of said compounds including pharmaceutical compositions and formulations of said compounds.

Effective quantities of the compounds of formula (I) are preferably administered to a patient in need of such treatment according to usual routes of administration and formulated in usual pharmaceutical compositions comprising an effective amount of the active ingredient and a suitable pharmaceutically acceptable carrier. Such compositions may take a variety of forms, e.g. solutions, suspensions, emulsions, tablets, capsules, and powders prepared for oral administration, aerosols for inhalations, sterile solutions for parental administration, suppositories for rectal administration or suitable topical formulations. Conventional procedures for the selection and preparation of suitable pharmaceutical formulations are described, for example, in "Pharmaceuticals - The Science of Dosage Form Design", M.B. Aulton, Churchill Livingstone, 1988.

A suitable daily dose for use in the treatment of disease with associated immune suppression or manic-depressive illness is contemplated to vary between 0.0005 mg/kg to about 10 mg/kg body weight, in particular between 0.005 mg/kg to 1 mg/kg body weight, depending upon the specific condition to be treated, the age and weight of the specific patient, and the specific patient's response to the medication. The exact individual dosage, as well as the daily dosage, will be determined according to standard medical principles under the direction of a physician.

Various additives to enhance the stability or ease of administration of the drug are contemplated. The pharmaceutical composition may also contain additional therapeutically useful substances other than a compound of formula (I).

The ability of the compounds of the present invention to enhance the AP-1 activity is clearly evidenced by their ability to enhance the reporter gene activity (see Figure 1). No unacceptable toxicological effects are expected such as tardive dyskinesia when compounds of the present invention are administered in accordance with the present invention.

References

Belfrage H, Dohlsten M, Hedlund G, Kalland T. 1995 Enhanced and prolonged efficacy of superantigen-induced cytotoxic T lymphocyte activity by interleukin-2 in vivo. Cancer Immunol Immunother 1995 Aug; 41(2):87-94

Belfrage H, Dohlsten M, Hedlund G, Kalland T. 1997a Prevention of superantigen-induced down-regulation of T-cell mediated cytotoxic activity by IL-2 in vivo. Immunology 1997 Feb; 90(2):183-8

Belfrage H, Dohlsten M, Hedlund G, Kalland T. 1997b Prevention of superantigen-induced tolerance in vivo by interleukin-2 treatment. Cancer Immunol Immunother 1997 Apr; 44(2): 77-82

Chen G, Yuan PX, Jiang YM, Huang LD, Manji HK. Valproate robustly enhances AP-1 mediated gene expression. Brain Res Mol Brain Res 1999 Jan 22; 64(1):52-8

Johnson RS, Spiegelman BM, Papaioannou V. Pleiotropic effects of a null mutation in the c-fos proto-oncogene. Cell 1992 Nov 13;71(4):577-86

Kiessling R, Wasserman K, Horiguchi S, Kono K, Sjoberg J, Pisa P, Petersson M. Tumor-induced immune dysfunction. Cancer Immunol Immunother 1999 Oct; 48(7):353-62

Parra E, Varga M, Hedlund G, Kalland T, Dohlsten M . Costimulation by B7-1 and LFA-3 targets distinct nuclear factors that bind to the interleukin-2 promoter: B7-1 negatively regulates LFA-3-induced NF-AT DNA binding. Mol Cell Biol 1997 Mar; 17(3): 1314-23

Sundstedt A, Dohlsten M. In vivo anergized CD4+ T cells have defective expression and function of the activating protein-1 transcription factor. J Immunol 1998 Dec 1;161(11): 5930-6

Whiteside TL. Signaling defects in T lymphocytes of patients with malignancy. Cancer Immunol Immunother 1999 Oct; 48(7):346-52

Yuan PX, Chen G, Huang LD, Manji HK. Lithium stimulates gene expression through the AP-1 transcription factor pathway. Brain Res Mol Brain Res 1998 Jul 15; 58(1-2):225-30

We claim:

1. Use of a compound of the general formula (I)

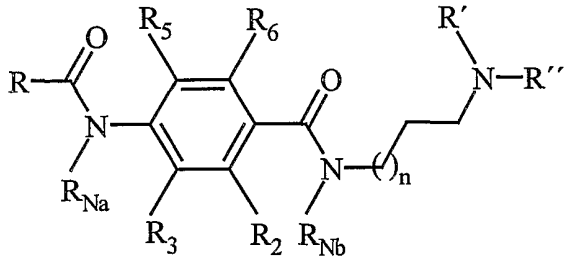

(I)

wherein

R is selected from methyl, ethyl, *n*-propyl, *iso*-propyl, *c*-propyl, *n*-butyl, *sec.*-butyl, *iso*-butyl, *tert.*-butyl, *c*-butyl, *n*-pentyl, *sec.*-pentyl, *iso*-pentyl, *tert.*-pentyl, *neo*-pentyl, *c*-pentyl, *c*-hexyl and *c*-heptyl;

R_{Na} and R_{Nb} are the same or different and selected from hydrogen, methyl and ethyl;

R_2, R_3, R_5 and R_6 are independently selected from hydrogen, methyl, methoxy, thiomethyl, hydroxy, fluoro, chloro, bromo, trifluoromethyl, phenyl and benzyl;

n is 1, 2 or 3;

R′ and R″ are the same or different and selected from methyl, ethyl, *n*-propyl, *iso*-propyl, *n*-butyl, *sec.*-butyl, and *iso*-butyl or R′ and R″ together form a saturated heterocyclic ring of 5-7 atoms having the formula

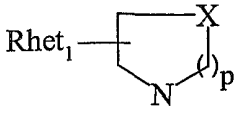

wherein p is 1, 2, 3;

X is selected from $CHRhet_1$, $NRhet_1$ and O with the proviso that p is 2 or 3 when X is $NRhet_1$ and O;

$Rhet_1$ is selected from hydrogen and C_{1-5} alkyl, optionally functionalised with OH, halogen

(F, Cl and Br), CN, $COORhet_2$, $N(Rhet_2)_2$ wherein $Rhet_2$ independently is selected from H, C_{1-4} alkyl; and pharmaceutically acceptable salts, hydrates and solvates thereof; for the preparation of a medicament for stimulation of transcription factor AP (activator protein)-1.

2. Use according to claim 1 of compounds of the general formula (I) for the preparation of a medicament for the stimulation, enhancement or modulation of the immune response.

3. Use according to claim 2 of compounds of the general formula (I) for the preparation of a medicament for the treatment of cancer and unwanted immune suppression induced by e.g. cytostatic and radiation therapy.

4. Use according to claim 2 of compounds of the general formula (I) for the preparation of a medicament for the treatment of autoimmune disease.

5. Use according to claim 2 of compounds of the general formula (I) for the preparation of a medicament for the treatment of infectious disease.

6. Use according to claim 1 of compounds of the general formula (I) for the preparation of a medicament for the treatment of manic-depressive illness.

7. Use according to claim 1 of N-[(2-diethylamino)propyl]-4-isobutyrylamino-2-methoxy-benzamide.

8. Use according to claim 1 of the compound for the preparation of a medicament to be administered in a daily dosage of between 0.0005 mg/kg to about 10 mg/kg body weight, in particular between 0.005 to 1 mg/kg body weight.

9. Composition comprising as an active ingredient compounds of the general formula (I)

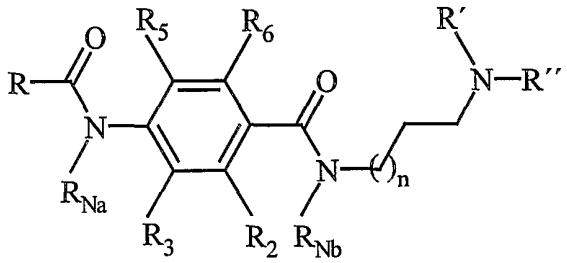

(I)

wherein

R is selected from methyl, ethyl, *n*-propyl, *iso*-propyl, *c*-propyl, *n*-butyl, *sec.*-butyl, *iso*-butyl, *tert.*-butyl, *c*-butyl, *n*-pentyl, *sec.*-pentyl, *iso*-pentyl, *tert.*-pentyl, *neo*-pentyl, *c*-pentyl, *c*-hexyl and *c*-heptyl;

R_{Na} and R_{Nb} are the same or different and selected from hydrogen, methyl and ethyl;

R_2, R_3, R_5 and R_6 are independently selected from hydrogen, methyl, methoxy, thiomethyl, hydroxy, fluoro, chloro, bromo, trifluoromethyl, phenyl and benzyl;

n is 1, 2 or 3;

R′ and R′′ are the same or different and selected from methyl, ethyl, *n*-propyl, *iso*-propyl, *n*-butyl, *sec.*-butyl, and *iso*-butyl or R′ and R′′ together form a saturated heterocyclic ring of 5-7 atoms having the formula

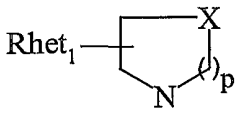

wherein p is 1, 2, 3;

X is selected from $CHRhet_1$, $NRhet_1$ and O with the proviso that p is 2 or 3 when X is $NRhet_1$ and O;

$Rhet_1$ is selected from hydrogen and C_{1-5} alkyl, optionally functionalised with OH, halogen (F, Cl and Br), CN, $COORhet_2$, $N(Rhet_2)_2$, wherein $Rhet_2$ independently is selected from H, C_{1-4} alkyl; pharmaceutically acceptable salts, hydrates and solvates thereof and a pharmaceutically active carrier.

10. Compounds of general formula (I)

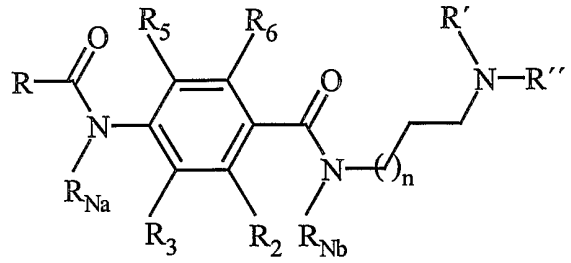

(I)

wherein

R is selected from methyl, ethyl, *n*-propyl, *iso*-propyl, *c*-propyl, *n*-butyl, *sec.*-butyl, *iso*-butyl, *tert.*-butyl, *c*-butyl, *n*-pentyl, *sec.*-pentyl, *iso*-pentyl, *tert.*-pentyl, *neo*-pentyl, *c*-pentyl, *c*-hexyl and *c*-heptyl;

R_{Na} and R_{Nb} are the same or different and selected from hydrogen, methyl and ethyl;

R_2, R_3, R_5 and R_6 are independently selected from hydrogen, methyl, methoxy, thiomethyl, hydroxy, fluoro, chloro, bromo, trifluoromethyl, phenyl and benzyl;

n is 1, 2 or 3;

R′ and R′′ are the same or different and selected from methyl, ethyl, *n*-propyl, *iso*-propyl, *n*-butyl, *sec.*-butyl, and *iso*-butyl or R′ and R′′ together form a saturated heterocyclic ring of 5-7 atoms having the formula

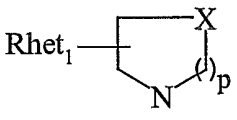

wherein p is 1, 2, 3;

X is selected from $CHRhet_1$, $NRhet_1$ and O with the proviso that p is 2 or 3 when X is $NRhet_1$ and O;

$Rhet_1$ is selected from hydrogen and C_{1-5} alkyl, optionally functionalised with OH, halogen (F, Cl and Br), CN, $COORhet_2$, $N(Rhet_2)_2$, wherein $Rhet_2$ independently is selected from H, C_{1-4} alkyl;

with the proviso that when R′ and R′′ are methyl then R cannot be methyl;
and pharmaceutically acceptable salts, hydrates and solvates thereof.

11. Compounds according to claim 10 wherein
R is selected from methyl, ethyl, *n*-propyl and *iso*-propyl,
R_{Na} and R_{Nb} are hydrogen,
one of R_2, R_3, R_5 and R_6 is selected from hydrogen, methyl, methoxy, thiomethyl, hydroxy, fluoro, chloro, trifluoromethyl and phenyl,
with the proviso that when R′ and R′′ are methyl then R cannot be methyl; and
R′ and R′′ are selected from methyl, ethyl, *n*-propyl and *n*-butyl.

12. N-[(2-Diethylamino)propyl]-4-isobutyrylamino-2-methoxy-benzamide according to claims 9 and 10.

13. Compounds of the general formula (I)

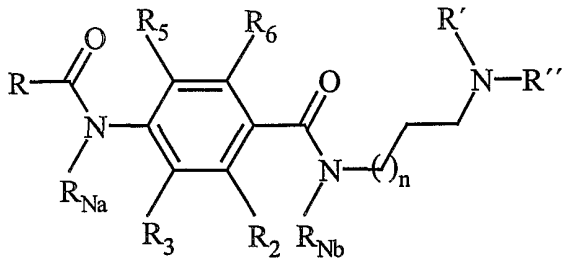

(I)

wherein
R is selected from methyl, ethyl, *n*-propyl, *iso*-propyl, *c*-propyl, *n*-butyl, *sec.*-butyl, *iso*-butyl, *tert.*-butyl, *c*-butyl, *n*-pentyl, *sec.*-pentyl, *iso*-pentyl, *tert.*-pentyl, *neo*-pentyl, *c*-pentyl, *c*-hexyl and *c*-heptyl;
R_{Na} and R_{Nb} are the same or different and selected from hydrogen, methyl and ethyl;
R_2, R_3, R_5 and R_6 are independently selected from hydrogen, methyl, methoxy, thiomethyl, hydroxy, fluoro, chloro, bromo, trifluoromethyl, phenyl and benzyl;

n is 1, 2 or 3;

R′ and R′′ are the same or different and selected from methyl, ethyl, *n*-propyl, *iso*-propyl, *n*-butyl, *sec.*-butyl, and *iso*-butyl or R′ and R′′ together form a saturated heterocyclic ring of 5-7 atoms having the formula

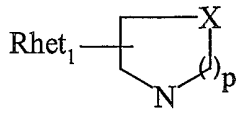

wherein p is 1, 2, 3;

X is selected from $CHRhet_1$, $NRhet_1$ and O with the proviso that p is 2 or 3 when X is $NRhet_1$ and O;

$Rhet_1$ is selected from hydrogen and C_{1-5} alkyl, optionally functionalised with OH, halogen (F, Cl and Br), CN, $COORhet_2$, $N(Rhet_2)_2$, wherein $Rhet_2$ independently is selected from H, C_{1-4} alkyl;

with the proviso that when R′ and R′′ are methyl then R cannot be methyl;

and pharmaceutically acceptable salts, hydrates and solvates thereof; for therapeutic use.

INTERNATIONAL SEARCH REPORT

International application No.
PCT/SE 01/01526

A. CLASSIFICATION OF SUBJECT MATTER

IPC7: C07C 233/78, C07D 295/04, A61K 31/166, A61K 31/167, A61K 31/495, A61K 31/5375, A61P 37/04, A61P 31/00, A61P 25/18, A61P 25/24, A61P 35/00

According to International Patent Classification (IPC) or to both national classification and IPC

B. FIELDS SEARCHED

Minimum documentation searched (classification system followed by classification symbols)

IPC7: C07C, C07D, A61K

Documentation searched other than minimum documentation to the extent that such documents are included in the fields searched

SE,DK,FI,NO classes as above

Electronic data base consulted during the international search (name of data base and, where practicable, search terms used)

CHEM.ABS.DATA, EPO INTERNAL, WPI DATA

C. DOCUMENTS CONSIDERED TO BE RELEVANT

Category*	Citation of document, with indication, where appropriate, of the relevant passages	Relevant to claim No.
A	BE 620543 A (SOCIETE D'ETUDES SCIENTIFIQUES ET INDUSTRIELLES DE L'IME DE FRANCE), 23 July 1962 (23.07.62), page 2 - page 3; page 14 - page 23, (claims for compounds covered by the present request for use as psycholeptics and tranquillizers); Example 17, page 12(N-(2-diethylaminoethyl)-2-metoxy-4-acetamido-5-chlorobenzamide) --	1-13
A	Advanced in biochemical psychopharmacology, Volyme 35(1982), Eric D. Peselow et al: "Clinical Trials of Benzamides in Psychiatry", pages 163-194, Table 1, page 164; page 179, line 12; page 188; Summary (Somewhat similar compounds indicated for treatment of manic-depressive illness) --	1-13

[X] Further documents are listed in the continuation of Box C. [X] See patent family annex.

* Special categories of cited documents:

"A" document defining the general state of the art which is not considered to be of particular relevance

"E" earlier application or patent but published on or after the international filing date

"L" document which may throw doubts on priority claim(s) or which is cited to establish the publication date of another citation or other special reason (as specified)

"O" document referring to an oral disclosure, use, exhibition or other means

"P" document published prior to the international filing date but later than the priority date claimed

"T" later document published after the international filing date or priority date and not in conflict with the application but cited to understand the principle or theory underlying the invention

"X" document of particular relevance: the claimed invention cannot be considered novel or cannot be considered to involve an inventive step when the document is taken alone

"Y" document of particular relevance: the claimed invention cannot be considered to involve an inventive step when the document is combined with one or more other such documents, such combination being obvious to a person skilled in the art

"&" document member of the same patent family

Date of the actual completion of the international search	Date of mailing of the international search report
12 November 2001	15 -11- 2001
Name and mailing address of the ISA/ Swedish Patent Office Box 5055, S-102 42 STOCKHOLM Facsimile No. +46 8 666 02 86	Authorized officer Per Renström/BS Telephone No. +46 8 782 25 00

C (Continuation). DOCUMENTS CONSIDERED TO BE RELEVANT

Category*	Citation of document, with indication, where appropriate, of the relevant passages	Relevant to claim No.
A	Molecular and Cellular Biochemistry, Volyme 193, 1999, Ronald W. Pero et al: "Newly discovered anti-inflammatory properties of the benzamides and nicotinamides", pages 119-125, The whole document, Similar compound with anti-inflammatoric and anti-tumourous properties -- --------	1-13

INTERNATIONAL SEARCH REPORT

Information on patent family members

International application No.
PCT/SE 01/01526

Patent document cited in search report	Publication date	Patent family member(s)	Publication date
BE 620543 A	23/07/62	NONE	