



(51) International Patent Classification:

C07D 213/74 (2006.01) A61K 31/4418 (2006.01)

C07D 401/12 (2006.01) A61K 31/513 (2006.01)

C07D 405/12 (2006.01) A61P 3/10 (2006.01)

C07D 409/12 (2006.01) A61P 3/04 (2006.01)

(21) International Application Number:

PCT/EP2017/079835

(22) International Filing Date:

21 November 2017 (21.11.2017)

(25) Filing Language:

English

(26) Publication Language:

English

(30) Priority Data:

16200889.0 28 November 2016 (28.11.2016) EP

(71) Applicant: **BOEHRINGER INGELHEIM INTERNATIONAL GMBH** [DE/DE]; Binger Strasse 173, 55216 INGELHEIM AM RHEIN (DE).

(72) Inventors: **ECKHARDT, Matthias**; Boehringer Ingelheim GmbH, Corporate Patents Binger Strasse 173, 55216 INGELHEIM AM RHEIN (DE). **PETERS, Stefan**; Boehringer Ingelheim GmbH, Corporate Patents Binger Strasse 173, 55216 INGELHEIM AM RHEIN (DE). **WAGNER, Holger**; Boehringer Ingelheim GmbH, Corporate Patents Binger Strasse 173, 55216 INGELHEIM AM RHEIN (DE).

(74) Agent: **SIMON ET AL., Dr. Elke** et al.; Binger Strasse 173, 55216 INGELHEIM AM RHEIN (DE).

(81) Designated States (unless otherwise indicated, for every kind of national protection available): AE, AG, AL, AM, AO, AT, AU, AZ, BA, BB, BG, BH, BN, BR, BW, BY, BZ, CA, CH, CL, CN, CO, CR, CU, CZ, DE, DJ, DK, DM, DO, DZ, EC, EE, EG, ES, FI, GB, GD, GE, GH, GM, GT, HN, HR, HU, ID, IL, IN, IR, IS, JO, JP, KE, KG, KH, KN, KP, KR, KW, KZ, LA, LC, LK, LR, LS, LU, LY, MA, MD, ME, MG, MK, MN, MW, MX, MY, MZ, NA, NG, NI, NO, NZ,

OM, PA, PE, PG, PH, PL, PT, QA, RO, RS, RU, RW, SA, SC, SD, SE, SG, SK, SL, SM, ST, SV, SY, TH, TJ, TM, TN, TR, TT, TZ, UA, UG, US, UZ, VC, VN, ZA, ZM, ZW.

(84) Designated States (unless otherwise indicated, for every kind of regional protection available): ARIPO (BW, GH, GM, KE, LR, LS, MW, MZ, NA, RW, SD, SL, ST, SZ, TZ, UG, ZM, ZW), Eurasian (AM, AZ, BY, KG, KZ, RU, TJ, TM), European (AL, AT, BE, BG, CH, CY, CZ, DE, DK, EE, ES, FI, FR, GB, GR, HR, HU, IE, IS, IT, LT, LU, LV, MC, MK, MT, NL, NO, PL, PT, RO, RS, SE, SI, SK, SM, TR), OAPI (BF, BJ, CF, CG, CI, CM, GA, GN, GQ, GW, KM, ML, MR, NE, SN, TD, TG).

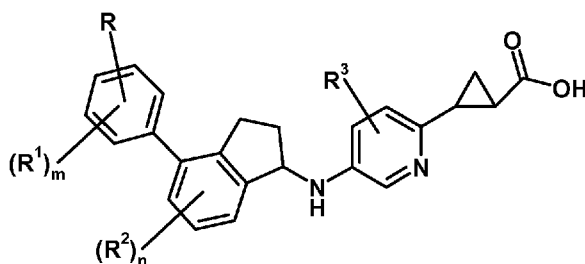
Declarations under Rule 4.17:

— as to applicant's entitlement to apply for and be granted a patent (Rule 4.17(ii))

Published:

— with international search report (Art. 21(3))

(54) Title: INDANYLAMINOPYRIDYLCYCLOPROPANECARBOXYLIC ACIDS, PHARMACEUTICAL COMPOSITIONS AND USES THEREOF



I

(57) Abstract: The present invention relates to compounds of general formula (I), wherein the groups R, R¹, R², R³, m and n are defined as in claim 1, which have valuable pharmacological properties, in particular bind to the GPR40 receptor and modulate its activity. The compounds are suitable for treatment and prevention of diseases which can be influenced by this receptor, such as metabolic diseases, in particular diabetes type 2. Furthermore, the invention relates to novel intermediates, useful for the synthesis of compounds of formula (I).



Indanylaminopyridylcyclopropanecarboxylic acids, pharmaceutical compositions and uses thereof

Field of the invention

5 The present invention relates to novel indanylaminopyridylcyclopropanecarboxylic acids, that are agonists of the G-protein coupled receptor 40 (GPR40, also known as free fatty acid receptor FFAR 1), to processes for their preparation, to pharmaceutical compositions containing these compounds and to their medical use for the prophylaxis and/or treatment of diseases which can be influenced by the modulation
10 of the function of GPR40. Particularly, the pharmaceutical compositions of the invention are suitable for the prophylaxis and/or therapy of metabolic diseases, such as diabetes, more specifically type 2 diabetes mellitus, and conditions associated with the disease, including insulin resistance, obesity, cardiovascular disease and dyslipidemia.

15

Background of the Invention

Metabolic diseases are diseases caused by an abnormal metabolic process and may either be congenital due to an inherited enzyme abnormality or acquired due to a disease of an endocrine organ or failure of a metabolically important organ such as
20 the liver or the pancreas.

Diabetes mellitus is a disease state or process derived from multiple causative factors and is defined as a chronic hyperglycemia associated with resulting damages to organs and dysfunctions of metabolic processes. Depending on its etiology, one
25 differentiates between several forms of diabetes, which are either due to an absolute (lacking or decreased insulin secretion) or to a relative lack of insulin. Diabetes mellitus Type I (IDDM, insulin-dependent diabetes mellitus) generally occurs in adolescents under 20 years of age. It is assumed to be of auto-immune etiology, leading to an insulinitis with the subsequent destruction of the beta cells of the islets of
30 Langerhans which are responsible for the insulin synthesis. In addition, in latent autoimmune diabetes in adults (LADA; Diabetes Care. 8: 1460-1467, 2001) beta cells are being destroyed due to autoimmune attack. The amount of insulin produced by the remaining pancreatic islet cells is too low, resulting in elevated blood glucose levels (hyperglycemia). Diabetes mellitus Type II generally occurs at an older age. It

is above all associated with a resistance to insulin in the liver and the skeletal muscles, but also with a defect of the islets of Langerhans. High blood glucose levels (and also high blood lipid levels) in turn lead to an impairment of beta cell function and to an increase in beta cell apoptosis.

5

Persistent or inadequately controlled hyperglycemia is associated with a wide range of pathologies. Diabetes is a very disabling disease, because today's common anti-diabetic drugs do not control blood sugar levels well enough to completely prevent the occurrence of high and low blood sugar levels. Out of range blood sugar levels are toxic and cause long-term complications for example retinopathy, renopathy, neuropathy and peripheral vascular disease. There is also a host of related conditions, such as obesity, hypertension, stroke, heart disease and hyperlipidemia, for which persons with diabetes are substantially at risk.

10

15

Obesity is associated with an increased risk of follow-up diseases such as cardiovascular diseases, hypertension, diabetes, hyperlipidemia and an increased mortality. Diabetes (insulin resistance) and obesity are part of the "metabolic syndrome" which is defined as the linkage between several diseases (also referred to as syndrome X, insulin-resistance syndrome, or deadly quartet). These often occur in the same patients and are major risk factors for development of diabetes type II and cardiovascular disease. It has been suggested that the control of lipid levels and glucose levels is required to treat diabetes type II, heart disease, and other occurrences of metabolic syndrome (see e.g., Diabetes 48: 1836-1841, 1999; JAMA 288: 2209-2716, 2002).

20

25

The free fatty acid receptor GPR40 (also referred to as either FFAR, FFAR1, or FFA1) is a cell-surface receptor and a member of the gene superfamily of G-protein coupled receptors, which was first identified as a so-called orphan receptor, i.e. a receptor without a known ligand, based on the predicted presence of seven putative transmembrane regions in the corresponding protein (Sawzdargo et al. (1997) Biochem. Biophys. Res. Commun. 239: 543-547). GPR40 is found to be highly expressed in several particular cell types: the pancreatic β cells and insulin-secreting cell lines, as well as in enteroendocrine cells, taste cells, and is reported to be expressed in immune cells, splenocytes, and in the human and monkey brain.

30

Meanwhile, fatty acids of varying chain lengths are thought to represent the endogenous ligands for GPR40, activation of which is linked primarily to the modulation of the Gq family of intra-cellular signaling G proteins and concomitant induction of elevated calcium levels, although activation of Gs- and Gi-proteins to
5 modulate intracellular levels of cAMP have also been reported. GPR40 is activated especially by long-chain FFA, particularly oleate, as well as the PPAR-gamma agonist rosiglitazone.

It has been recognized that the fatty acids that serve as activators for GPR40
10 augment the elevated plasma glucose-induced secretion of insulin through GPR40 receptors that are expressed in the insulin secreting cells (Itoh et al. (2003) Nature 422: 173-176; Briscoe et al. (2003) J. Biol. Chem. 278: 11303-11311; Kotarsky et al. (2003) Biochem. Biophys. Res. Commun. 301: 406-410). Despite initial controversy, the use of GPR40 agonist appears to be the appropriate for increasing insulin
15 release for the treatment of diabetes (see e.g. Diabetes 2008, 57, 2211; J. Med. Chem. 2007, 50, 2807). Typically, long term diabetes therapy leads to the gradual diminution of islet activity, so that after extended periods of treatment Type 2 diabetic patients need treatment with daily insulin injections instead. GPR40 agonists may have the potential to restore or preserve islet function, therefore, GPR40 agonists
20 may be beneficial also in that that they may delay or prevent the diminution and loss of islet function in a Type 2 diabetic patient.

It is well established that the incretins GLP-1 (glucagon-like peptide- 1) and GIP (glucose-dependent insulintropic peptide; also known as gastric inhibitory peptide)
25 stimulate insulin secretion and are rapidly inactivated in vivo by DPP-4. These peptidyl hormones are secreted by endocrine cells that are located in the epithelium of the small intestine. When these endocrine cells sense an increase in the concentration of glucose in the lumen of the digestive tract, they act as the trigger for incretin release. Incretins are carried through the circulation to beta cells in the
30 pancreas and cause the beta cells to secrete more insulin in anticipation of an increase of blood glucose resulting from the digesting meal. Further studies indicating that the GPR40 modulatory role on the release of incretins from the enteroendocrine cells, including CCK, GLP-1, GIP, PYY, and possibly others, suggest that GPR40 modulators may contribute to enhanced insulin release from the

pancreatic beta cells also indirectly by e.g. a synergistic effect of GLP-1 and possibly GIP on the insulin release, and the other release incretins may also contribute to an overall beneficial contribution of GPR40 modulation on metabolic diseases. The indirect contributions of GPR40 modulation on insulin release through the elevation of plasma levels of incretins may be further augmented by the coadministration of inhibitors of the enzymes responsible for the incretin degradation, such as inhibitors of DPP-4.

Insulin imbalances lead to conditions such as type II diabetes mellitus, a serious metabolic disease. The modulation of the function of GPR40 in modulating insulin secretion indicates the therapeutic agents capable of modulating GPR40 function could be useful for the treatment of disorders such as diabetes and conditions associated with the disease, including insulin resistance, obesity, cardiovascular disease and dyslipidemia.

Object of the present invention

The object of the present invention is to provide new compounds, hereinafter described as compounds of formula I, in particular new indanylamino pyridyl-cyclopropanecarboxylic acids, which are active with regard to the G-protein-coupled receptor GPR40, notably are agonists of the G-protein-coupled receptor GPR40.

A further object of the present invention is to provide new compounds, in particular new indanylamino pyridylcyclopropanecarboxylic acids, which have an activating effect on the G-protein-coupled receptor GPR40 *in vitro* and/or *in vivo* and possess suitable pharmacological and pharmacokinetic properties to use them as medicaments.

A further object of the present invention is to provide effective GPR40 agonists, in particular for the treatment of metabolic disorders, for example diabetes, dyslipidemia and/or obesity.

A further object of the present invention is to provide methods for treating a disease or condition mediated by the activation the G-protein-coupled receptor GPR40 in a patient.

A further object of the present invention is to provide a pharmaceutical composition comprising at least one compound according to the invention.

- 5 A further object of the present invention is to provide a combination of at least one compound according to the invention with one or more additional therapeutic agents.

Further objects of the present invention become apparent to the one skilled in the art by the description hereinbefore and in the following and by the examples.

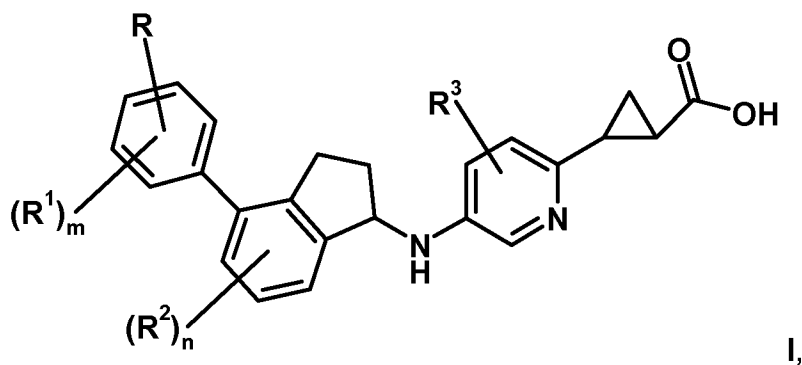
10

GPR40 modulators are known in the art, for example, the compounds disclosed in WO 2004/041266 (EP 1 559 422), WO 2007/033002, WO 2009/157418, and WO 2013/178575. The indanylamino pyridyl cyclopropanecarboxylic acids of the present invention may provide several advantages, such as enhanced potency, high
15 metabolic and/or chemical stability, high selectivity and tolerability, enhanced solubility, and the possibility to form stable salts.

Summary of the Invention

In a first aspect, the invention relates to a compound of formula

20



wherein

- 25 R is selected from the group R-G1 consisting of
H, F, Cl, Br, I, C₁₋₆-alkyl, C₂₋₆-alkenyl, C₂₋₆-alkynyl, C₃₋₆-cycloalkyl, NC-, HNR^N-
C(=O)-, C₁₋₄-alkyl-NR^N-C(=O)-, C₃₋₆-cycloalkyl-NR^N-C(=O)-, heterocyclyl-NR^N-
C(=O)-, heteroaryl-NR^N-C(=O)-, HOOC-, C₁₋₄-alkyl-O-C(=O)-, O₂N-, HR^NN-, C₁₋₄-

alkyl- R^N N-, C_{1-4} -alkyl-C(=O)NR N -, C_{3-6} -cycloalkyl-C(=O)NR N -, heterocyclyl-C(=O)-NR N -, heteroaryl-C(=O)NR N -, C_{1-4} -alkyl-S(=O) $_2$ NR N -, C_{3-6} -cycloalkyl-S(=O) $_2$ NR N -, heterocyclyl-S(=O) $_2$ NR N -, heteroaryl-S(=O) $_2$ NR N -, HO-, C_{1-6} -alkyl-O-, HOOC- C_{1-3} -alkyl-O-, heterocyclyl- C_{1-3} -alkyl-O-, phenyl- C_{1-3} -alkyl-O-, C_{3-6} -cycloalkyl-O-,
 5 heterocyclyl-O-, heteroaryl-O-, C_{1-4} -alkyl-S-, C_{3-6} -cycloalkyl-S-, heterocyclyl-S-, C_{1-4} -alkyl-S(=O)-, C_{3-6} -cycloalkyl-S(=O)-, heterocyclyl-S(=O)-, C_{1-4} -alkyl-S(=O) $_2$ -, C_{3-6} -cycloalkyl-S(=O) $_2$ -, heterocyclyl-S(=O) $_2$ -, phenyl-S(=O) $_2$ -, heteroaryl-S(=O) $_2$ -, HNR N -S(=O) $_2$ -, C_{1-4} -alkyl-NR N -S(=O) $_2$ -, heterocyclyl, phenyl, and heteroaryl,

wherein each alkyl, cycloalkyl, and heterocyclyl group or sub-group within the
 10 groups forming R is optionally substituted with 1 or more F atoms and optionally substituted with 1 to 3 groups independently selected from Cl, C_{1-3} -alkyl, NC-, (R N) $_2$ N-, HO-, C_{1-3} -alkyl-O-, and C_{1-3} -alkyl-S(=O) $_2$ -; and

wherein each phenyl and heteroaryl group or sub-group within the groups
 forming R is optionally substituted with 1 to 5 substituents independently
 15 selected from F, Cl, C_{1-3} -alkyl, HF $_2$ C-, F $_3$ C-, NC-, (R N) $_2$ N-, HO-, C_{1-3} -alkyl-O-, F $_3$ C-O-, and C_{1-3} -alkyl-S(=O) $_2$ -;

wherein each heterocyclyl group or sub-group within the groups forming R is selected from

a cyclobutyl group wherein 1 CH $_2$ group is replaced by -NR N - or -O-;

20 a C_{5-6} -cycloalkyl group wherein 1 CH $_2$ group is replaced by -C(=O)-, -NR N -, -O-, -S-, or -S(=O) $_2$ - and/or 1 CH group is replaced by N;

a C_{5-6} -cycloalkyl group wherein 1 CH $_2$ group is replaced by -NR N - or -O-, a second CH $_2$ group is replaced by -NR N -, -C(=O)- or -S(=O) $_2$ - and/or 1 CH group is replaced by N; and

25 a C_{5-6} -cycloalkyl group wherein 2 CH $_2$ groups are replaced by -NR N - or 1 CH $_2$ group by -NR N - and the other by -O- and a third CH $_2$ group is replaced by -C(=O)- or -S(=O) $_2$ - and/or 1 CH group is replaced by N;

wherein each heteroaryl group or sub-group within the groups forming R is selected from

30 tetrazolyl and a 5- or 6-membered heteroaromatic ring which contains 1, 2, or 3 heteroatoms independently of each other selected from =N-, -NR N -, -O-, and -S-, wherein in heteroaromatic groups containing a -HC=N- unit this group is optionally replaced by -NR N -C(=O)-;

wherein in heteroaryl and heterocyclyl rings with one or more NH groups, each of said NH groups is replaced by NR^N ;

R^1 is selected from the group $\text{R}^1\text{-G1}$ consisting of H, F, Cl, C_{1-4} -alkyl, C_{3-6} -cycloalkyl-,
5 HO-C_{1-4} -alkyl, C_{1-4} -alkyl-O- C_{1-4} -alkyl, NC- , HO- , C_{1-4} -alkyl-O-, C_{3-6} -cycloalkyl-O-,
 C_{1-4} -alkyl-S-, C_{1-4} -alkyl-S(O)-, and C_{1-4} -alkyl-S(O)₂-,

wherein any alkyl and cycloalkyl group or sub-group within the groups forming R^1 is optionally substituted with 1 or more F atoms, and wherein multiple R^1 may be identical or different if m is 2, 3 or 4;

10 m is an integer selected from 1, 2, 3, and 4;

R^2 is selected from the group $\text{R}^2\text{-G1}$ consisting of H, F, Cl, C_{1-4} -alkyl, NC- , and C_{1-4} -alkyloxy,

15 wherein any alkyl group or sub-group within the groups forming R^2 is optionally substituted with 1 or more F atoms, and wherein multiple R^2 may be identical or different if n is 2 or 3;

R^3 is selected from the group $\text{R}^3\text{-G1}$ consisting of H, F, Cl, C_{1-4} -alkyl, NC- , and C_{1-4} -alkyl-O-,
20

wherein each alkyl group or sub-group within the groups forming R^3 is optionally substituted with 1 or more F atoms;

n is an integer selected from 1, 2, and 3;

25 R^N is independently of each other selected from the group $\text{R}^N\text{-G1}$ consisting of H, C_{1-4} -alkyl, HO-C_{1-4} -alkyl-(H_2C)-, C_{1-3} -alkyl-O- C_{1-4} -alkyl-, C_{1-4} -alkyl-C(=O)-, C_{1-4} -alkyl-NH-C(=O)-, C_{1-4} -alkyl-N(C_{1-4} -alkyl)-C(=O)-, C_{1-4} -alkyl-O-C(=O)-, and C_{1-4} -alkyl-S(=O)₂-,

30 wherein each alkyl group or sub-group within the groups forming R^N is optionally substituted with 1 or more F atoms;

wherein in any definition mentioned hereinbefore and if not specified otherwise, any alkyl group or sub-group may be straight-chained or branched,

the isoforms, tautomers, stereoisomers, metabolites, prodrugs, solvates, hydrates,
5 and the salts thereof, particularly the physiologically acceptable salts thereof with inorganic or organic acids or bases, or the combinations thereof.

The extension -G_n used within the definitions is meant to identify genus n of the respective substituent. For example, R-G₁ defines genus 1 of the substituent R.

10

The expression "optionally substituted with 1 or more F atoms" means that none or one up to successively all H atoms bound to carbon atoms of the respective group or submoiety may be replaced by F atoms, preferably 1 to 5 H atoms or, more preferred, 1 to 3 H atoms may be replaced by F atoms.

15

In a further aspect this invention relates to a pharmaceutical composition, comprising one or more compounds of general formula I or one or more pharmaceutically acceptable salts thereof according to the invention, optionally together with one or more inert carriers and/or diluents.

20

In a further aspect this invention relates to a method for treating diseases or conditions which are mediated by activating the G-protein-coupled receptor GPR40 in a patient in need thereof characterized in that a compound of general formula I or a pharmaceutically acceptable salt thereof is administered to the patient.

25

According to another aspect of the invention, there is provided a method for treating a metabolic disease or disorder, such as diabetes, dyslipidemia and/or obesity, in a patient in need thereof characterized in that a therapeutically effective amount of a compound of general formula I or a pharmaceutically acceptable salt thereof is
30 administered to the patient.

According to another aspect of the invention, there is provided the use of a compound of the general formula I or a pharmaceutically acceptable salt thereof for

the manufacture of a medicament for a therapeutic method as described hereinbefore and hereinafter.

According to another aspect of the invention, there is provided a compound of the
5 general formula I or a pharmaceutically acceptable salt thereof for use in a therapeutic method as described hereinbefore and hereinafter.

In a further aspect this invention relates to a method for treating a disease or condition mediated by the activation of the G-protein-coupled receptor GPR40 in a
10 patient that includes the step of administering to the patient in need of such treatment a therapeutically effective amount of a compound of the general formula I or a pharmaceutically acceptable salt thereof in combination with a therapeutically effective amount of one or more additional therapeutic agents.

15 In a further aspect this invention relates to the use of a compound of the general formula I or a pharmaceutically acceptable salt thereof in combination with one or more additional therapeutic agents for the treatment of diseases or conditions which are mediated by the activation of the G-protein-coupled receptor GPR40.

20 In a further aspect this invention relates to a pharmaceutical composition which comprises a compound according to general formula I or a pharmaceutically acceptable salt thereof and one or more additional therapeutic agents, optionally together with one or more inert carriers and/or diluents.

25 Other aspects of the invention become apparent to the one skilled in the art from the specification and the experimental part as described hereinbefore and hereinafter.

Detailed Description

Unless otherwise stated, the groups, residues, and substituents, particularly R, R¹,
30 R², R³, m and n are defined as above and hereinafter. If residues, substituents, or groups occur several times in a compound, they may have the same or different meanings. Some preferred meanings of individual groups and substituents of the compounds according to the invention will be given hereinafter. Any and each of these definitions may be combined with each other.

R:**R-G1:**

The group R is preferably selected from the group R-G1 as defined hereinbefore.

5

R-G2:

In another embodiment the group R is selected from the group R-G2 consisting of

H, F, Cl, C₁₋₆-alkyl, C₃₋₆-cycloalkyl, NC-, HNR^N-C(=O)-, C₁₋₄-alkyl-NR^N-C(=O)-, C₃₋₆-cycloalkyl-NR^N-C(=O)-, heterocyclyl-NR^N-C(=O)-, HOOC-, HR^NN-, C₁₋₄-alkyl-R^NN-, C₁₋₄-alkyl-C(=O)NR^N-, C₃₋₆-cycloalkyl-C(=O)NR^N-, heterocyclyl-C(=O)NR^N-, C₁₋₄-alkyl-S(=O)₂NR^N-, HO-, C₁₋₆-alkyl-O-, HOOC-(C₁₋₂-alkyl)-O-, heterocyclyl-C₁₋₂-alkyl-O-, phenyl-C₁₋₂-alkyl-O-, C₃₋₆-cycloalkyl-O-, heterocyclyl-O-, heteroaryl-O-, C₁₋₄-alkyl-S(=O)₂-, C₃₋₆-cycloalkyl-S(=O)₂-, heterocyclyl-S(=O)₂-, HNR^N-S(=O)₂-, C₁₋₄-alkyl-NR^N-S(=O)₂-, heterocyclyl, and heteroaryl,

wherein each alkyl, cycloalkyl, and heterocyclyl group or sub-group within the groups forming R is optionally substituted with 1 or more F atoms and optionally substituted with 1 to 2 groups independently selected from Cl, H₃C-, NC-, R^NHN-, HO-, H₃C-O-, and H₃C-S(=O)₂-;

wherein each heteroaryl group or sub-group within the groups forming R is optionally substituted with 1 to 3 substituents independently selected from F, Cl, H₃C-, F₃C-, NC-, (R^N)₂N-, HO-, H₃C-O-, F₃C-O-, and H₃C-S(=O)₂-;

wherein each heterocyclyl group or sub-group within the groups forming R is selected from

a cyclobutyl group wherein 1 CH₂ group is replaced by -NR^N- or -O-;

a C₅₋₆-cycloalkyl group wherein 1 CH₂ group is replaced by -C(=O)-, -NR^N-, -O- or -S(=O)₂- and/or 1 CH group is replaced by N;

a C₅₋₆-cycloalkyl group wherein 1 CH₂ group is replaced by -NR^N- or -O-, a second CH₂ group is replaced by -NR^N-, -C(=O)- or -S(=O)₂- and/or 1 CH group is replaced by N;

wherein each heteroaryl group or sub-group within the groups forming R is selected from

tetrazolyl, a 5-membered heteroaromatic ring which contains 1, 2 or 3 heteroatoms independently of each other selected from =N-, -NH-, O and S,

and a 6-membered heteroaromatic ring which contains 1 or 2 =N- atoms, wherein a -HC=N- unit is optionally replaced by -NH-C(=O)-;

and wherein in each of the above heteroaryl and heterocyclyl group or sub-group containing one or more NH, said group(s) is replaced by NR^N.

5

R-G3:

In another embodiment the group R is selected from the group R-G3 consisting of H, F, Cl, C₁₋₄-alkyl, C₃-cycloalkyl, NC-, H₂N-C(=O)-, C₁₋₃-alkyl-NR^N-C(=O)-, HOOC-, H₂N-, C₁₋₃-alkyl-C(=O)NR^N-, C₁₋₄-alkyl-S(=O)₂NR^N-, HO-, C₁₋₅-alkyl-O-, HOOC-CH₂-
 10 O-, heterocyclyl-CH₂-O-, C₃₋₆-cycloalkyl-O-, heterocyclyl-O-, heteroaryl-O-, heterocyclyl-S(=O)₂-, heterocyclyl, and heteroaryl,

wherein each alkyl, cycloalkyl, and heterocyclyl group or sub-group within the groups forming R is optionally substituted with 1 or more F atoms and optionally substituted with 1 group selected from Cl, H₃C-, NC-, R^NHN-, HO-, H₃C-O-, and
 15 H₃C-S(=O)₂-;

wherein each heteroaryl group or sub-group within the groups forming R is optionally substituted with 1 to 2 substituents independently selected from F, Cl, H₃C-, F₃C-, NC-, (R^N)₂N-, HO-, H₃C-O-, F₃C-O-, and H₃C-S(=O)₂-;

wherein each heterocyclyl or sub-group within the groups forming R is selected from
 20 a cyclobutyl group wherein 1 CH₂ group is replaced by -NR^N- or -O-;
 a C₅₋₆-cycloalkyl group wherein 1 CH₂ group is replaced by -C(=O)-, -NR^N-, -O- or -S(=O)₂- and/or 1 CH group is replaced by N;

wherein each heteroaryl group or sub-group within the groups forming R is selected from tetrazolyl, a 5-membered heteroaromatic ring which contains 1, 2 or 3
 25 heteroatoms independently of each other selected from =N-, -NH-, O and S, and a 6-membered heteroaromatic ring which contains 1 or 2 =N- atoms, wherein a -HC=N- unit is optionally replaced by -NH-C(=O)-;

and wherein in each heteroaryl and heterocyclyl group or sub-group mentioned under R-G3 containing one or more NH, said group(s) is replaced by NR^N.

30

R-G4:

According to another embodiment the group R is selected from the group R-G4 consisting of:

H, F, Cl, $\text{H}_2\text{NC(=O)-}$, $\text{H}_3\text{CNH-C(=O)-}$, $(\text{H}_3\text{C})_2\text{N-C(=O)-}$, HOOC- ;

C_{1-3} -alkyl optionally substituted with 1 or more F or optionally monosubstituted with HO- ;

5

cyclopropyl optionally monosubstituted with NC- ;

$\text{H}_3\text{C-O-}$ optionally monosubstituted with C_{1-4} -alkyl, HOOC- , oxetanyl, tetrahydrofuranyl, tetrahydropyranyl, or 1,1-dioxotetrahydrothiopyranyl,

10

wherein the C_{1-4} -alkyl group optionally attached to $\text{H}_3\text{C-O-}$ is optionally monosubstituted with NC- , HO- or $\text{H}_3\text{C-S(=O)}_2\text{-}$, and

15

wherein said oxetanyl, tetrahydrofuranyl, tetrahydropyranyl and 1,1-dioxotetrahydrothiopyranyl groups are optionally monosubstituted with $\text{H}_3\text{C-}$ or HO- ;

tetrahydrofuranyl-O- optionally monosubstituted with HO- ; tetrahydropyranyl-O-; and

20

a heteroaryl group selected from pyrazolyl, [1,3,4]oxadiazolyl, tetrazolyl, pyridyl, pyridin-2-onyl, pyrazinyl, pyrimidinyl, pyrimidin-2-onyl, and pyrimidin-4-onyl,

wherein each of said heteroaryl groups is optionally monosubstituted with $\text{H}_3\text{C-}$ or $\text{H}_3\text{C-O-}$, and

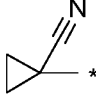
25

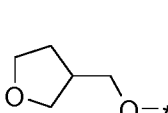
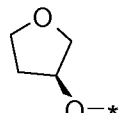
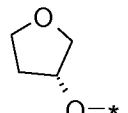
wherein each H-N group in said heteroaryl groups is optionally replaced with $\text{H}_3\text{C-N}$ or $(\text{H}_3\text{C})_2\text{C(OH)-H}_2\text{C-N}$.

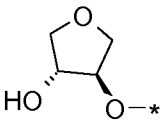
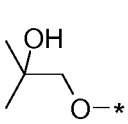
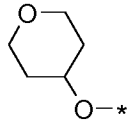
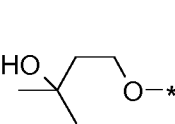
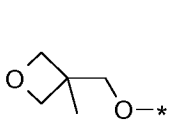
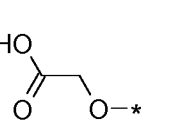
R-G5:

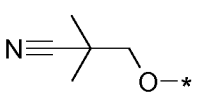
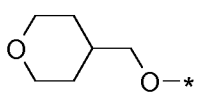
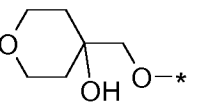
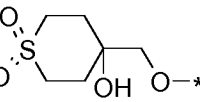
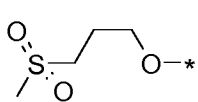
30

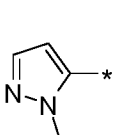
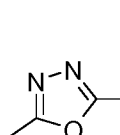
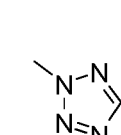
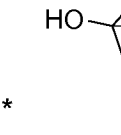
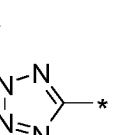
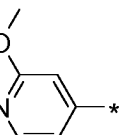
In another embodiment the group R is selected from the group R-G5 consisting of

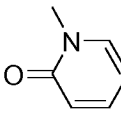
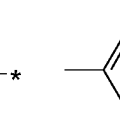
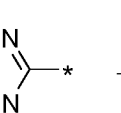
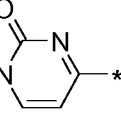
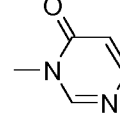
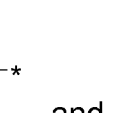
F, Cl, H₃C-, H₃C-H₂C-, (H₃C)₂CH-, *, F₃C-, HOCH₂-, H₂N-C(=O)-, H₃C-NH-

C(=O)-, (H₃C)₂N-C(=O)-, HOOC-, H₃C-O-, , , ,

, , , , , ,

, , , , ,

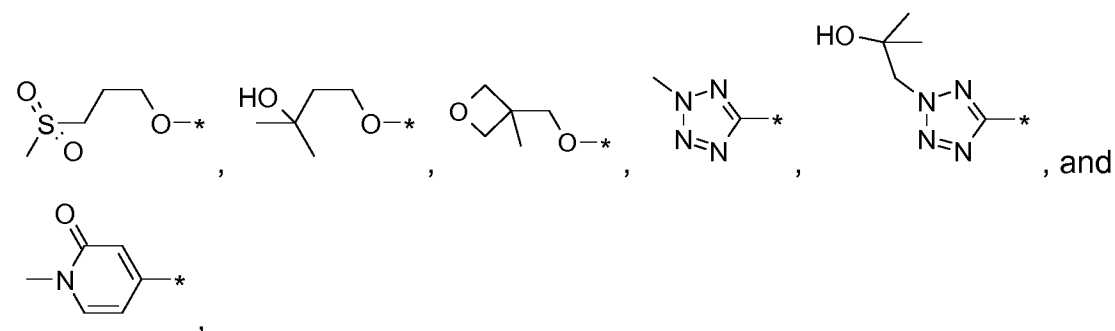
, , , , , ,

, , , , , and ,

wherein the asterisk (-*) indicates the site/point of attachment.

R-G6:

10 In another embodiment the group R is selected from the group R-G6 consisting of



wherein the asterisk (-*) indicates the site/point of attachment.

15 **R¹:**

R¹-G1:

The group R¹ is preferably selected from the group R¹-G1 as defined hereinbefore.

R¹-G2:

According to one embodiment the group R¹ is selected from the group R¹-G2 consisting of H, F, Cl, C₁₋₃-alkyl, cyclopropyl, NC-, HO-, and C₁₋₃-alkyl-O-,

wherein each alkyl group or sub-group within the groups mentioned under

R¹-G2 is optionally substituted with 1 or more F atoms.

R¹-G3:

According to one embodiment the group R¹ is selected from the group R¹-G3 consisting of H, F, Cl, H₃C-, H₃C-H₂C -, (H₃C)₂CH-, F₃C-, and H₃C-O-.

R¹-G4:

According to one embodiment the group R¹ is selected from the group R¹-G4 consisting of H₃C-.

R²:**R²-G1:**

The group R² is preferably selected from the group R²-G1 as defined hereinbefore.

R²-G2:

In another embodiment the group R² is selected from the group R²-G2 consisting of H, F, Cl, H₃C-, F₃C-, NC-, and H₃CO-.

R²-G3:

In another embodiment the group R² is selected from the group R²-G3 consisting of H and F.

R²-G4:

In another embodiment the group R² is selected from the group R²-G4 consisting of H.

R²-G5:

In another embodiment the group R² is selected from the group R²-G5 consisting of F.

R³:

R³-G1:

The group R³ is preferably selected from the group R³-G1 as defined hereinbefore.

5 **R³-G2:**

In another embodiment the group R³ is selected from the group R³-G2 consisting of H, F, Cl, H₃C-, NC-, and H₃CO-.

R³-G3:

10 In another embodiment the group R³ is selected from the group R³-G3 consisting of H.

R^N:

R^N-G1:

15 The group R^N is preferably selected from the group R^N-G1 as defined hereinbefore.

R^N-G2:

In another embodiment the group R^N is selected from the group R^N-G2 consisting of H, C₁₋₃-alkyl, HO-C₁₋₄-alkyl-H₂C-, H₃C-O-C₁₋₄-alkyl-, C₁₋₃-alkyl-C(=O)-, and C₁₋₃-alkyl-S(=O)₂-.

20

R^N-G3:

In another embodiment the group R^N is selected from the group R^N-G3 consisting of H, H₃C-, HO-C₃-alkyl-H₂C-, H₃C-C(=O)-, and H₃C-S(=O)₂-.

25

m:

m is an integer selected from 1, 2, 3 and 4.

Preferably, m is an integer selected from 1 and 2.

More preferably, m is 2.

30

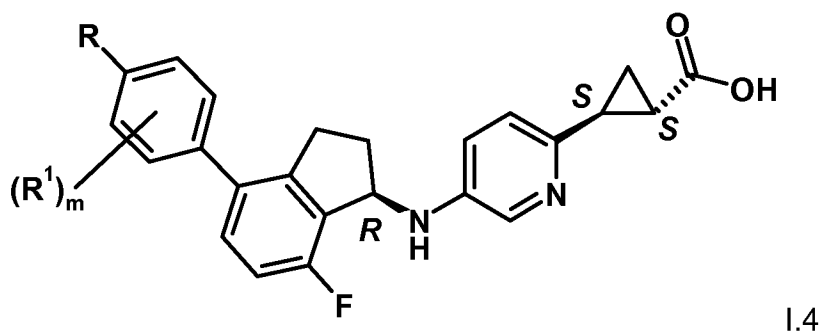
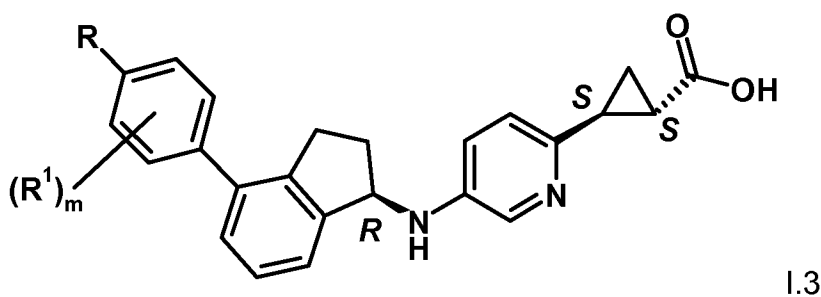
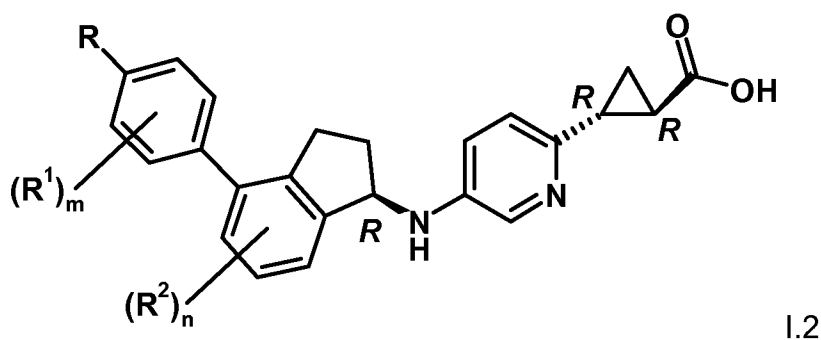
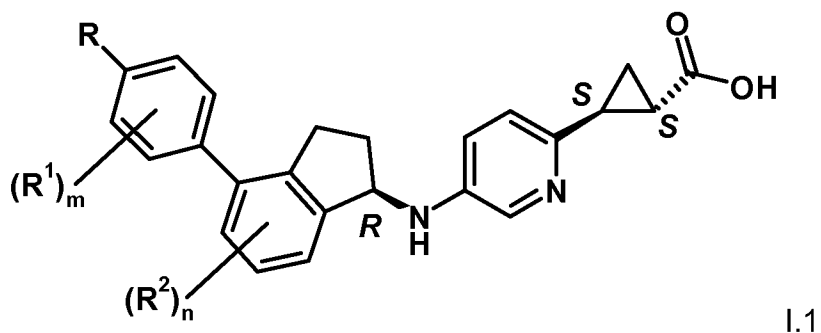
n:

n is an integer selected from 1, 2 and 3.

Preferably, n is an integer selected from 1 and 2.

More preferably, n is 1.

The following preferred embodiments of compounds of the formula I are described using generic formulae I.1, I.2, I.3, and I.4, wherein any tautomers, solvates, hydrates and salts thereof, in particular the pharmaceutically acceptable salts thereof, are encompassed.



Examples of preferred subgeneric embodiments (E) according to the present invention are set forth in the following table 1, wherein each substituent group of each embodiment is defined according to the definitions set forth hereinbefore and wherein all other substituents of the formulae I, I.1, I.2, I.3, and I.4 are defined according to the definitions set forth hereinbefore. For example, the entry –G1 in the column under R- and in the line of E1 means that in embodiment E1 substituent R is selected from the definition designated R-G1. The same applies analogously to the other variables incorporated in the general formulae.

Table 1:

E	R-	R ¹ -	R ² -	R ³ -	R ^N -	m	n
E1	-G1	-G1	-G1	-G1	-G1	1,2,3,4	1,2,3
E2	-G1	-G1	-G1	-G2	-G2	1,2	1,2
E3	-G1	-G1	-G1	-G3	-G3	1,2	1,2
E4	-G1	-G1	-G2	-G3	-G3	1,2	1,2
E5	-G1	-G2	-G2	-G3	-G1	1,2	1,2
E6	-G1	-G2	-G2	-G2	-G2	1,2	1,2
E7	-G1	-G2	-G2	-G3	-G3	1,2	1,2
E8	-G2	-G1	-G1	-G1	-G1	1,2	1,2
E9	-G3	-G1	-G1	-G1	-G1	1,2	1,2
E10	-G3	-G1	-G2	-G2	-G2	1,2	1,2
E11	-G3	-G2	-G2	-G2	-G2	1,2	1,2
E12	-G2	-G2	-G2	-G3	-G3	1,2	1,2
E13	-G3	-G2	-G2	-G3	-G3	1,2	1,2
E14	-G1	-G3	-G2	-G3	-G3	1,2	1,2
E15	-G1	-G2	-G3	-G3	-G3	1,2	1,2
E16	-G1	-G3	-G3	-G3	-G3	1,2	1,2
E17	-G1	-G4	-G3	-G3	-G3	1,2	1,2
E18	-G2	-G3	-G2	-G3	-G3	1,2	1,2
E19	-G2	-G2	-G3	-G3	-G3	1,2	1,2
E20	-G2	-G3	-G3	-G3	-G3	1,2	1,2
E21	-G2	-G4	-G3	-G3	-G3	1,2	1,2
E22	-G3	-G3	-G2	-G3	-G3	1,2	1,2
E23	-G3	-G2	-G3	-G3	-G3	1,2	1,2

E	R-	R ¹ -	R ² -	R ³ -	R ^N -	m	n
E24	-G3	-G3	-G3	-G3	-G3	1,2	1,2
E25	-G3	-G4	-G3	-G3	-G3	1,2	1,2
E26	-G4	-G3	-G2	-G3	-	2	1,2
E27	-G4	-G2	-G3	-G3	-	2	1
E28	-G4	-G3	-G3	-G3	-	2	1
E29	-G4	-G4	-G3	-G3	-	2	1
E30	-G5	-G3	-G2	-G3	-	2	1,2
E31	-G5	-G2	-G3	-G3	-	2	1
E32	-G5	-G3	-G3	-G3	-	2	1
E33	-G5	-G4	-G3	-G3	-	2	1

Another embodiment concerns those compounds of formula I, wherein

5 R is selected from the group consisting of

H, F, Cl, H₂NC(=O)-, H₃CNH-C(=O)-, (H₃C)₂N-C(=O)-, HOOC-;

10 C₁₋₃-alkyl optionally substituted with 1 or more F or optionally monosubstituted with HO-;

cyclopropyl optionally monosubstituted with NC-;

15 H₃C-O- optionally monosubstituted with C₁₋₄-alkyl, HOOC-, oxetanyl, tetrahydrofuranyl, tetrahydropyranyl, or 1,1-dioxotetrahydrothiopyranyl,

wherein the C₁₋₄-alkyl group optionally attached to H₃C-O- is optionally monosubstituted with NC-, HO- or H₃C-S(=O)₂-, and

20 wherein said oxetanyl, tetrahydrofuranyl, tetrahydropyranyl and 1,1-dioxotetrahydrothiopyranyl groups are optionally monosubstituted with H₃C- or HO-;

tetrahydrofuranyl-O- optionally monosubstituted with HO-; tetrahydropyranyl-O-; and

a heteroaryl group selected from pyrazolyl, [1,3,4]oxadiazolyl, tetrazolyl, pyridyl, pyridin-2-onyl, pyrazinyl, pyrimidinyl, pyrimidin-2-onyl, and pyrimidin-4-onyl,

5

wherein each of said heteroaryl groups is optionally monosubstituted with H₃C- or H₃C-O-, and

wherein each H-N group in said heteroaryl groups is optionally replaced with H₃C-N or (H₃C)₂C(OH)-H₂C-N;

10

R¹ is H₃C-;

m is 2;

R² is H or F;

15

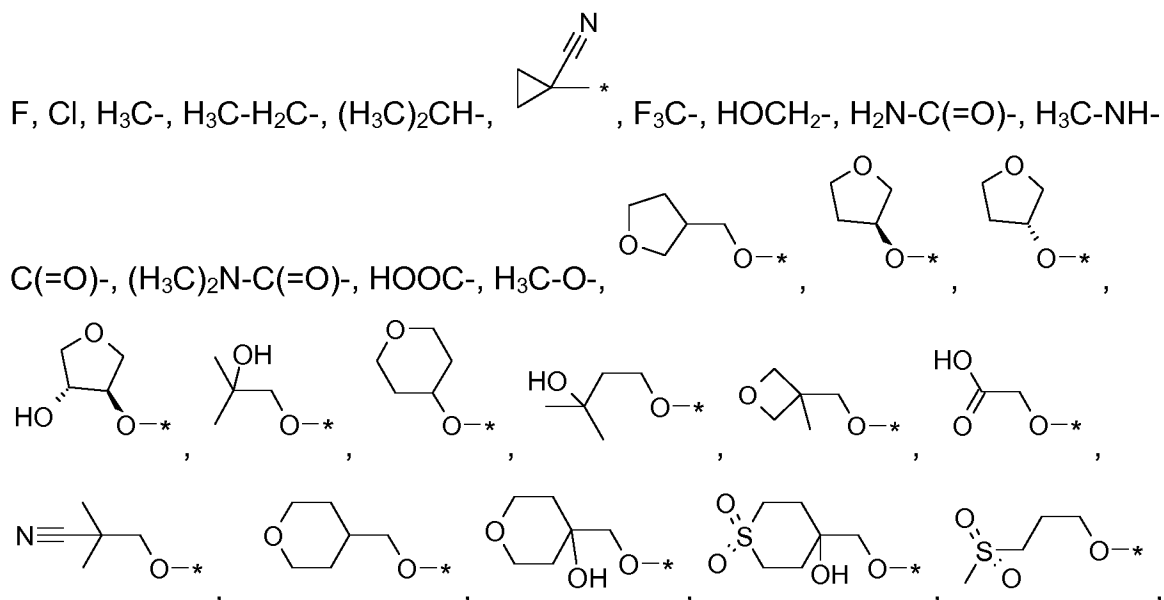
n is 1; and

R³ is H.

Another embodiment concerns those compounds of formula I, wherein

20

R is selected from the group consisting of



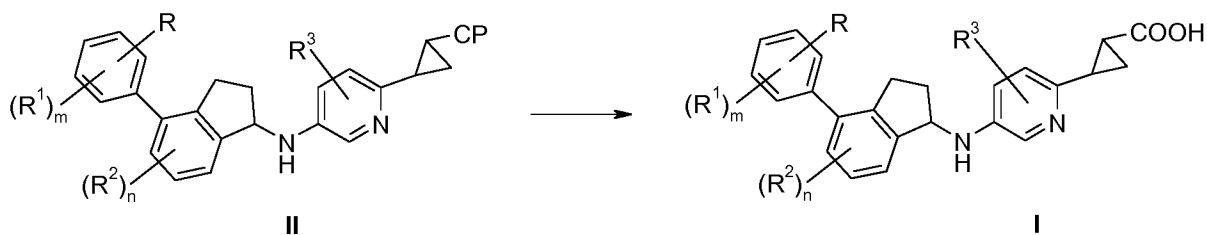
25

The compounds according to the invention and their intermediates may be obtained using methods of synthesis which are known to the one skilled in the art and described in the literature of organic synthesis for example using methods described in "Comprehensive Organic Transformations", 2nd Edition, Richard C. Larock, John Wiley & Sons, 2010, and "March's Advanced Organic Chemistry", 7th Edition, Michael B. Smith, John Wiley & Sons, 2013. Preferably the compounds are obtained analogously to the methods of preparation explained more fully hereinafter, in particular as described in the experimental section. In some cases the sequence adopted in carrying out the reaction schemes may be varied. Variants of these reactions that are known to the skilled man but are not described in detail here may also be used. The general processes for preparing the compounds according to the invention will become apparent to the skilled man on studying the schemes that follow. Starting compounds are commercially available or may be prepared by methods that are described in the literature or herein, or may be prepared in an analogous or similar manner. Before the reaction is carried out any corresponding functional groups in the compounds may be protected using conventional protecting groups. These protecting groups may be cleaved again at a suitable stage within the reaction sequence using methods familiar to the skilled man and described in the literature for example in "Protecting Groups", 3rd Edition, Philip J. Kocienski, Thieme, 2005, and "Protective Groups in Organic Synthesis", 4th Edition, Peter G. M. Wuts, Theodora W. Greene, John Wiley & Sons, 2006.

The compounds of the invention I are preferably accessed from a precursor II that bears the carboxylic acid function in a protected or masked form as sketched in Scheme 1; R, R¹, R², R³, m and n have the meanings as defined hereinbefore and hereinafter. Suited precursor groups for the carboxylic acid may be, e.g., a carboxylic ester, a carboxylic amide, cyano, an olefin, an oxazole, or a thiazole. All these groups have been transformed into the carboxylic acid function by different means which are described in the organic chemistry literature and are known to the one skilled in the art. The preferred precursor group is a C₁₋₄-alkyl or benzyl carboxylate, each of which may be additionally mono- or polysubstituted with fluorine, methyl, and/or methoxy. These ester groups may be hydrolyzed with an acid, such as hydrochloric acid or sulfuric acid, or an alkali metal hydroxide, such as lithium hydroxide, sodium hydroxide, or potassium hydroxide, to yield the carboxylic acid function. The

hydrolysis is preferably conducted in aqueous solvents, such as water and tetrahydrofuran, 1,4-dioxane, alcohol, e.g., methanol, ethanol, and isopropanol, or dimethyl sulfoxide, at 0 to 120 °C. A *tert*-butyl ester is preferably cleaved under acidic conditions, e.g., trifluoroacetic acid or hydrochloric acid, in a solvent such as dichloromethane, 1,4-dioxane, isopropanol, or ethyl acetate. A benzyl ester is advantageously cleaved using hydrogen in the presence of a transition metal, preferably palladium on carbon. Benzyl esters bearing electron donating groups, such as methoxy, on the aromatic ring may also be removed under oxidative conditions; ceric ammonium nitrate (CAN) or 2,3-dichloro-5,6-dicyanoquinone (DDQ) are two commonly used reagents for this approach. The carboxylic acid group may also be introduced at an earlier stage of the synthesis, e.g., prior to the coupling of the pyridine part with the indanylamino residue or the C-C coupling of the two phenyl subgroups as described in the experimental section.

Scheme 1: Liberation of carboxylic acid function to access compounds of the invention

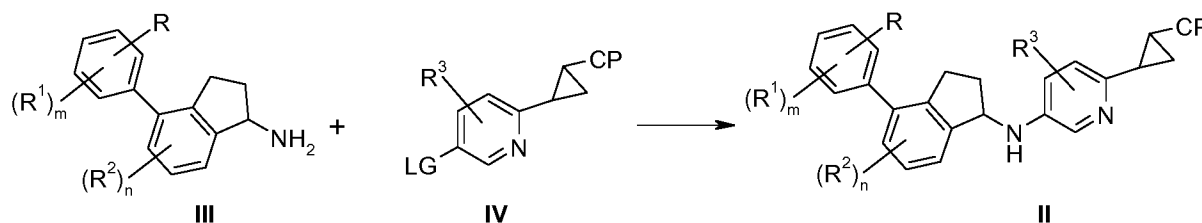


CP = masked or protected form of COOH, e.g., CO₂C₁₋₄-alkyl, CO₂CH₂aryl, CON(C₁₋₄-alkyl)₂, CN, CH=CH₂, thiazol-2-yl, oxazol-2-yl

Compound II, in turn, may be obtained from aminoindane III and pyridine IV which bears the carboxylic acid or a precursor group thereof and a leaving group (Scheme 2); R, R¹, R², R³, m and n in Scheme 2 have the meanings as defined hereinbefore and hereinafter. The leaving group LG in IV may be replaced with the NH group in III via a transition metal catalyzed coupling reaction. Suited pyridines IV for this approach bear Cl, Br, or I as LG, and the preferred catalyst is derived from Cu, Ni, or Pd. The catalyst or the precursor thereof may be a complex of the transition metal with ligands such as phosphines, e.g., tri-*tert*-butylphosphine, tricyclohexylphosphine, optionally substituted biphenyl-dicyclohexyl-phosphines, optionally substituted

biphenyl-di-*tert*-butylphosphines, Xantphos, 1,1'-bis(diphenylphosphino)ferrocene, triphenylphosphine, tritolyphosphine, or trifurylphosphine, phosphites, 1,3-disubstituted imidazole carbenes, 1,3-disubstituted imidazolidine carbenes, oxalamides, dibenzylideneacetone, allyl, or nitriles, an elemental form of the transition metal such as palladium on carbon or nanoparticles of palladium, or a salt of the transition metal such as fluoride, chloride, bromide, acetate, triflate, acetylacetonate, or trifluoroacetate that may be combined with a separately added ligand. The reaction is preferably conducted in the presence of a base such as an alcoholate, e.g., LiOtBu, NaOtBu, KOtBu, and KOtPent, a hydroxide, e.g., LiOH, NaOH, and KOH, lithium hexamethyldisilazide, K₃PO₄, a carbonate such as Cs₂CO₃, or phenolate such as sodium 2,6-di-*tert*-butyl-4-methyl-phenolate. Additives, such as silver salts, e.g., AgNO₃, AgOSO₂CF₃, and Ag₂CO₃, may be beneficial or essential for some of the reactions to proceed. The coupling reactions are preferably conducted in benzene, toluene, tetrahydrofuran, 1,2-dimethoxyethane, 1,4-dioxane, N,N-dimethylformamide, N,N-dimethylacetamide, N-methylpyrrolidinone, dimethyl sulfoxide, alcohol such as *t*BuOH or *t*PentOH, water, or mixtures thereof, at temperatures in the range of 20 to 180 °C. For employing the bromo-pyridine **IV** (LG = Br) particularly suited reaction conditions include chloro[2-(dicyclohexylphosphino)-3,6-dimethoxy-2',4',6'-triisopropyl-1,1'-biphenyl][2-(2-aminoethyl)phenyl]palladium(II) as catalyst precursor and sodium *tert*-butoxide or sodium *tert*-pentoxide as base, in 1,4-dioxane or toluene at 60 to 110 °C; optionally, an additional equivalent of 2-(dicyclohexylphosphino)-3,6-dimethoxy-2',4',6'-triisopropyl-1,1'-biphenyl is added. The bromo-pyridine **IV** (LG = Br) and the indanylamine **III** are also advantageously coupled with CuI and an oxalamide, e.g., 2-(2,6-dimethylphenylamino)-2-oxoacetic acid, in the presence of a base, e.g., K₃PO₄, in dimethylsulfoxide at 60 to 110 °C.

Scheme 2: Preparation of precursor **II**



LG = leaving group, e.g., F, Cl, Br, I;

CP = COOH or masked or protected form of COOH, e.g., CO₂C₁₋₄-alkyl, CO₂CH₂aryl,
CON(C₁₋₄-alkyl)₂, CN, CH=CH₂, thiazol-2-yl, oxazol-2-yl

Intermediate **III** is conveniently obtained from indanol **V** which, in turn, may be prepared from indanone **VI** or **VI'** (Scheme 3); R, R¹, R², m and n in Scheme 3 have the meanings as defined hereinbefore and hereinafter.

The reduction of the keto group in compound **VI** or **VI'** is a standard transformation in organic synthesis which may be accomplished with lithium borohydride, sodium borohydride, lithium aluminum hydride, or diisobutylaluminum hydride. While sodium borohydride is commonly employed in aqueous or alcoholic solution at 0 to 60 °C, the other reducing agents mentioned are preferably used in inert solvents, such as tetrahydrofuran, diethyl ether, dichloromethane, and toluene, at -80 to 60 °C. The reduction of the keto group may also be conducted in a stereoselective fashion providing the alcohol in enantiomerically enriched or pure form. Suited chiral reducing agents are boranes combined with an enantiomerically pure [1,3,2]oxazaborol (Corey-Bakshi-Shibata reduction or Corey-Itsuno reduction) or formic acid, formates, hydrogen, or silanes in the presence of an enantiomerically pure transition metal catalyst. Typical reaction conditions for the former approach comprise a borane, e.g., borane dimethyl sulfide complex, and (*R*)- or (*S*)-3,3-diphenyl-1-methyltetrahydro-1H,3H-pyrrolo[1,2-c][1,3,2]oxazaborol in, e.g., dichloromethane, toluene, methanol, tetrahydrofuran, or mixtures thereof, at -10 to 60 °C. Employing a chiral transition metal catalyst, such as a ruthenium complex, e.g., chloro{[(1*S*,2*S*)-(-)-2-amino-1,2-diphenylethyl](4-toluenesulfonyl)-amido}-(mesitylene)ruthenium(II), may deliver the hydroxy compound with high enantiomeric excess using a hydride source, e.g., formic acid, in the presence of a base, e.g., triethylamine, in dichloromethane, at -20 to 60 °C.

The OH group in compound **V** may be replaced with NH₂ following a two-step procedure via a protected, e.g., as phthalimide, or masked, e.g., as azide, amino derivative. Phthalimide can be introduced employing the conditions of the Mitsunobu

reaction. The transformation is routinely conducted with phthalimide, a phosphine, and an azodicarboxylic ester or amide in tetrahydrofuran, 1,4-dioxane, diethyl ether, toluene, benzene, dichloromethane, or mixtures thereof, at -30 to 100 °C. Phosphines commonly used are triphenylphosphine and tributylphosphine which are
5 regularly combined with dimethyl azodicarboxylate, diethyl azodicarboxylate, diisopropyl azodicarboxylate, di-(4-chlorobenzyl) azodicarboxylate, dibenzyl azodicarboxylate, di-tert-butyl azodicarboxylate, azodicarboxylic acid bis-(dimethylamide), azodicarboxylic acid dipiperidide, or azodicarboxylic acid dimorpholide. The amino group may be liberated from phthalimide using hydrazine in
10 ethanol, ethylene-1,2-diamine in *n*-butanol, or 1-butylamine in *n*-butanol.

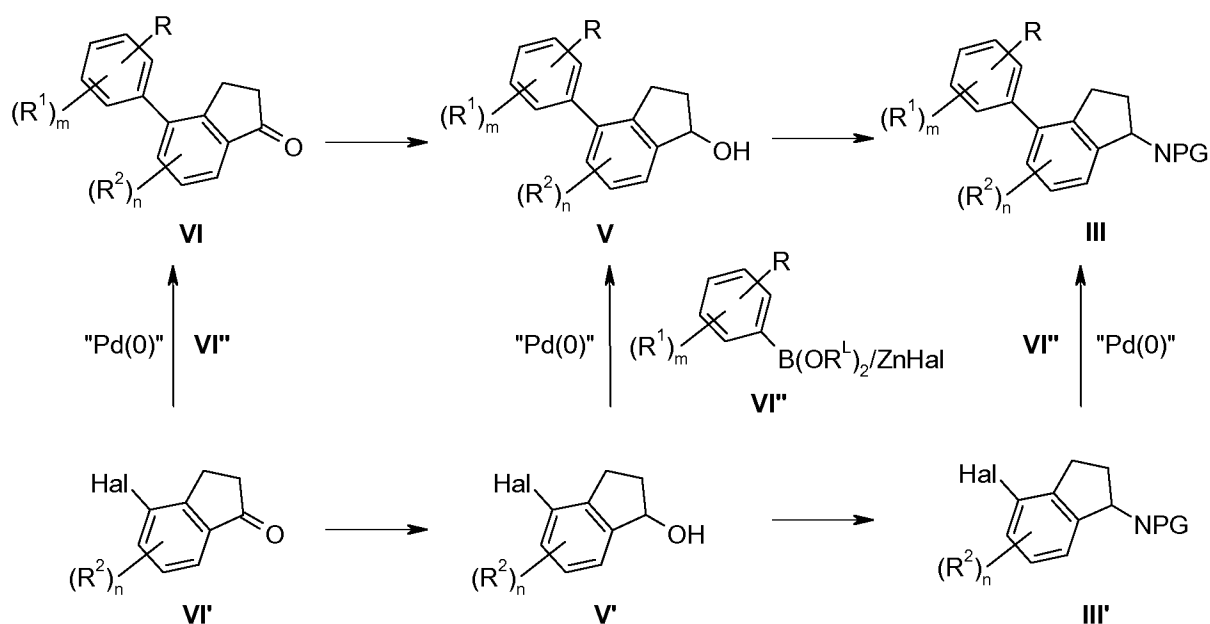
The azide group can be introduced from the hydroxy precursors **V** and **V'** employing hydrazoic acid or phosphoryl azide and the conditions of the Mitsunobu reaction as described above or variants thereof. Phosphoryl azide combined with a base, such as 1,8-diazabicyclo[5.4.0]undecene, may also accomplish the transformation in
15 tetrahydrofuran or toluene at -10 to 80 °C. The azide is transformed into the amino function using, e.g., hydrogen in the presence of a transition metal such as palladium on carbon.

Both proceedings may give the aminoindane **III** in enantiomerically pure form when starting from the isomerically pure precursor **V** or **V'**.

20 The phenyl residue on indane **III** is attached via a transition metal catalyzed coupling reaction that can be carried out at various stages of the synthesis sequence as depicted in Scheme 3 and the experimental section. The transition metal catalyst is preferably derived from palladium, nickel, copper, or iron, more preferably palladium. The active catalyst may be a complex of the transition metal with ligands such as
25 phosphines, e.g. tri-*tert*-butylphosphine, tricyclohexylphosphine, optionally substituted biphenyl-dicyclohexyl-phosphines, optionally substituted biphenyl-di-*tert*-butyl-phosphines, 1,1'-bis(diphenylphosphino)-ferrocene, triphenylphosphine, tritolyphosphine, or trifurylphosphine, phosphites, 1,3-disubstituted imidazole carbenes, 1,3-disubstituted imidazolidine carbenes, dibenzylideneacetone, allyl, or
30 nitriles, an elemental form of the transition metal, such as palladium on carbon or nanoparticles of iron or palladium, or a salt such as fluoride, chloride, bromide, acetate, triflate, or trifluoroacetate. The phenyl group is preferably employed as boronic acid or ester, trifluoroborate, or zinc halide, the nucleophilic reaction partner (**VI'**), and the indane derivative as chloride, bromide or iodide, the electrophilic

reaction partner (III', V', or VI''). Depending on the nucleophiles the reactions are preferably conducted in benzene, toluene, ether, tetrahydrofuran, 1,2-dimethoxyethane, 1,4-dioxane, N,N-dimethylformamide, N,N-dimethylacetamide, N-methylpyrrolidinone, dimethylsulfoxide, alcohol, water, or mixtures thereof, at 0 to 160 °C. Reactions employing boronic acids or esters or trifluoroborates are commonly conducted in the presence of a base such as an alcoholate, a hydroxide, e.g., LiOH, NaOH, and KOH, K₃PO₄, a carbonate, e.g., Li₂CO₃, Na₂CO₃, K₂CO₃, and Cs₂CO₃, an amine, or a fluoride, e.g., KF. Additives such as halide salts, e.g., lithium chloride, silver salts, e.g., silver oxide and triflate, and/or copper salts, e.g., copper chloride and copper thiophene-2-carboxylate, may be beneficial or even essential for the reaction to proceed. The reactivities of the reaction partners (reacting carbons) described may be reversed, i.e. the phenyl derivative is the electrophilic and the indanyl derivative the nucleophilic reaction partner, providing the same products under the same or similar conditions.

Scheme 3: Preparation of intermediate III



Hal = Cl, Br, I; B(OR^L)₂ = B(OH)₂, B(OCMe₂CMe₂O)

NPG = NH₂ or protected or masked NH₂ such as N₃, phthalimide or NHCOOtBu

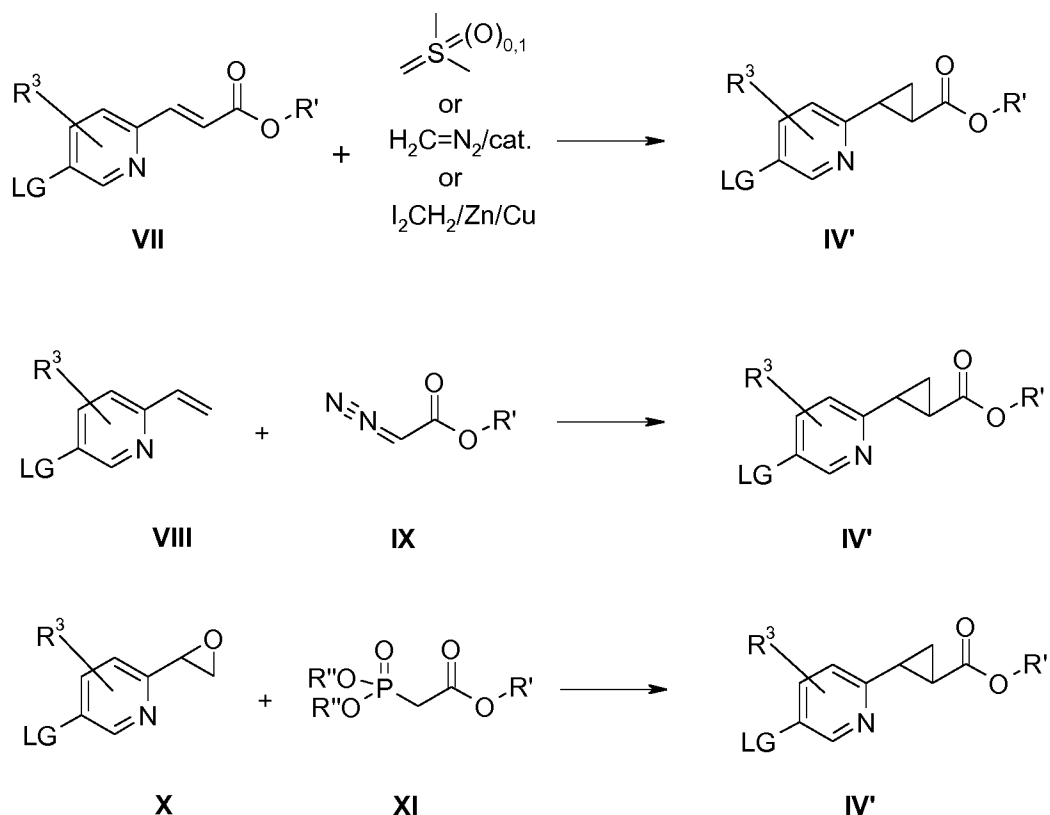
Compounds of general structure **IV** wherein R^3 has the meaning as defined hereinbefore and hereinafter and CP is a suitable carboxylic acid ester group can be synthesized as summarized in Scheme 4.

Acrylic acid ester **VII** is reacted with a methylene synthetic equivalent to give ester **IV'**. Suitable reagents for this transformation include diazomethane in the presence of a transition metal catalyst such as palladium diacetate (see, e.g., WO2011/94890), trimethyloxosulfonium halide in the presence of a base such as sodium hydride (see, e.g., WO2005/103032), and diiodomethane in the presence of copper and zinc (see, e.g., US628476). Generally, use of a *trans*-acrylic acid ester in these reactions leads to predominant formation of a *trans*-substituted cyclopropyl ester. Enantioselective variants of this type of reaction are reported in the literature such as the one using diazomethane and chiral copper complexes (see, e.g., *Tetrahedron Asymmetry* **2003**, *14*, 867-872).

The pyridine **IV'** is also obtained from vinylpyridine **VIII** and diazoacetic ester **IX** in the presence of a transition metal catalyst. Suitable catalyst systems for this transformation include, for example, palladium diacetate (see, e.g., WO2007/104717), cobalt(II) porphyrins (see, e.g., WO2006/103503), rhodium complexes (see, e.g., WO2006/87169), and copper complexes (see, e.g., WO2010/51819). Mixtures of *cis*- and *trans*-cyclopropyl esters are generally formed with the *trans*-system predominant and the ratio depending on the catalyst system and substrates used. Enantioselective reactions of this type are reported using chiral transition metal catalysts derived from copper and cobalt (see, e.g., *J. Am. Chem. Soc.* **1991**, *113*, 726-728) and variations thereof.

Another proceeding to access compound **IV'** employs epoxide **X** and phosphonoacetate **XI**. The reaction is commonly carried out in the presence of a base such as an alcoholate, e.g., NaOEt, NaOtBu, NaOtPent, KOtBu, and KOtPent, LiN(iPr)₂, LiN(SiMe₃)₂, NaH, or nBuLi, in a solvent such as hexane, benzene, toluene, tetrahydrofuran, 1,2-dimethoxyethane, 1,4-dioxane, dimethylsulfoxide, or mixtures thereof, at 0 to 160 °C. The epoxide **X** is accessed using standard procedures in organic synthesis such as epoxidation of the corresponding alkene, base induced cyclization of the corresponding chloro- or bromohydrin derivative, or Corey-Chaykovsky reaction of the corresponding pyridinecarbaldehyde and an appropriate sulfur ylide.

Scheme 4: Preparation of intermediate IV



LG = Leaving group, e.g., Cl, Br, I

R' = C₁₋₄-alkyl, CH₂aryl

R'' = C₁₋₄-alkyl

The synthetic routes presented may rely on the use of protecting groups. For example, potentially reactive groups present, such as hydroxy, carbonyl, carboxy, amino, alkylamino, or imino, may be protected during the reaction by conventional protecting groups which are cleaved again after the reaction. Suitable protecting groups for the respective functionalities and their removal are well known to the one skilled in the art and are described in the literature of organic synthesis for example in "Protecting Groups", 3rd Edition, Philip J. Kocienski, Thieme, 2005, and "Protective Groups in Organic Synthesis", 4th Edition, Peter G. M. Wuts, Theodora W. Greene, John Wiley & Sons, 2006.

The compounds of general formula I may be resolved into their enantiomers and/or diastereomers as mentioned below. Thus, for example, *cis/trans* mixtures may be resolved into their *cis* and *trans* isomers and racemic compounds may be separated into their enantiomers.

The *cis/trans* mixtures may be resolved, for example, by chromatography into the *cis* and *trans* isomers thereof. The compounds of general formula I which occur as racemates may be separated by methods known *per se* into their optical antipodes and diastereomeric mixtures of compounds of general formula I may be resolved into their diastereomers by taking advantage of their different physico-chemical properties using methods known *per se*, e.g. chromatography and/or fractional crystallization; if the compounds obtained thereafter are racemates, they may be resolved into the enantiomers as mentioned below.

The racemates are preferably resolved by column chromatography on chiral phases or by crystallization from an optically active solvent or by reacting with an optically active substance which forms salts or derivatives such as esters or amides with the racemic compound. Salts may be formed with enantiomerically pure acids for basic compounds and with enantiomerically pure bases for acidic compounds. Diastereomeric derivatives are formed with enantiomerically pure auxiliary compounds, e.g. acids, their activated derivatives, or alcohols. Separation of the diastereomeric mixture of salts or derivatives thus obtained may be achieved by taking advantage of their different physico-chemical properties, e.g. differences in solubility; the free antipodes may be released from the pure diastereomeric salts or derivatives by the action of suitable agents. Optically active acids commonly used for such a purpose as well as optically active alcohols applicable as auxiliary residues are known to those skilled in the art.

As mentioned above, the compounds of formula I may be converted into salts, particularly for pharmaceutical use into the pharmaceutically acceptable salts. As used herein, "pharmaceutically acceptable salts" refer to derivatives of the disclosed compounds wherein the parent compound is modified by making acid or base salts thereof.

The compounds according to the invention are advantageously also obtainable using the methods described in the examples that follow, which may also be combined for this purpose with methods known to the skilled man from the literature.

Terms and definitions

Terms not specifically defined herein should be given the meanings that would be given to them by one of skill in the art in light of the disclosure and the context. As used in the specification, however, unless specified to the contrary, the following
5 terms have the meaning indicated and the following conventions are adhered to.

The terms "compound(s) according to this invention", "compound(s) of formula (I)", "compound(s) of the invention" and the like denote the compounds of the formula (I) according to the present invention including their tautomers, stereoisomers and
10 mixtures thereof and the salts thereof, in particular the pharmaceutically acceptable salts thereof, and the solvates and hydrates of such compounds, including the solvates and hydrates of such tautomers, stereoisomers and salts thereof.

The terms "treatment" and "treating" embrace both preventative, i.e. prophylactic, or
15 therapeutic, i.e. curative and/or palliative, treatment. Thus the terms "treatment" and "treating" comprise therapeutic treatment of patients having already developed said condition, in particular in manifest form. Therapeutic treatment may be symptomatic treatment in order to relieve the symptoms of the specific indication or causal treatment in order to reverse or partially reverse the conditions of the indication or to
20 stop or slow down progression of the disease. Thus the compositions and methods of the present invention may be used for instance as therapeutic treatment over a period of time as well as for chronic therapy. In addition the terms "treatment" and "treating" comprise prophylactic treatment, i.e. a treatment of patients at risk to develop a condition mentioned hereinbefore, thus reducing said risk.

25 When this invention refers to patients requiring treatment, it relates primarily to treatment in mammals, in particular humans.

The term "therapeutically effective amount" means an amount of a compound of the
30 present invention that (i) treats or prevents the particular disease or condition, (ii) attenuates, ameliorates, or eliminates one or more symptoms of the particular disease or condition, or (iii) prevents or delays the onset of one or more symptoms of the particular disease or condition described herein.

The terms "modulated" or "modulating", or "modulate(s)", as used herein, unless otherwise indicated, refer to the activation of the G-protein-coupled receptor GPR40 with one or more compounds of the present invention.

- 5 The terms "mediated" or "mediating" or "mediate", as used herein, unless otherwise indicated, refer to the (i) treatment, including prevention of the particular disease or condition, (ii) attenuation, amelioration, or elimination of one or more symptoms of the particular disease or condition, or (iii) prevention or delay of the onset of one or more symptoms of the particular disease or condition described herein.

10

The term "substituted" as used herein, means that any one or more hydrogens on the designated atom, radical or moiety is replaced with a selection from the indicated group, provided that the atom's normal valence is not exceeded, and that the substitution results in an acceptably stable compound.

15

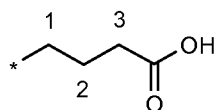
In the groups, radicals, or moieties defined below, the number of carbon atoms is often specified preceding the group, for example, C₁₋₆-alkyl means an alkyl group or radical having 1 to 6 carbon atoms. In general, for groups comprising two or more subgroups, the last named subgroup is the radical attachment point, for example, the
20 substituent "aryl-C₁₋₃-alkyl-" means an aryl group which is bound to a C₁₋₃-alkyl-group, the latter of which is bound to the core or to the group to which the substituent is attached.

In case a compound of the present invention is depicted in form of a chemical name
25 and as a formula in case of any discrepancy the formula shall prevail.

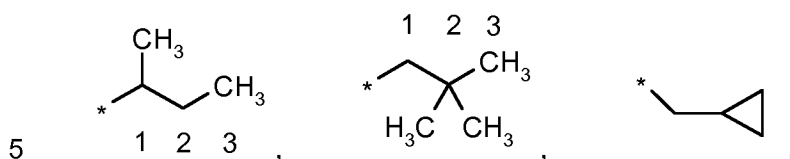
An asterisk may be used in sub-formulas to indicate the bond which is connected to the core molecule as defined.

- 30 The numeration of the atoms of a substituent starts with the atom which is closest to the core or to the group to which the substituent is attached.

For example, the term "3-carboxypropyl-group" represents the following substituent:



wherein the carboxy group is attached to the third carbon atom of the propyl group. The terms "1-methylpropyl-", "2,2-dimethylpropyl-" or "cyclopropylmethyl-" group represent the following groups:



The asterisk may be used in sub-formulas to indicate the bond which is connected to the core molecule as defined.

- 10 In a definition of a group the term "wherein each X, Y and Z group is optionally substituted with" and the like denotes that each group X, each group Y and each group Z either each as a separate group or each as part of a composed group may be substituted as defined. For example a definition " R^{ex} " denotes H, C_{1-3} -alkyl, C_{3-6} -cycloalkyl, C_{3-6} -cycloalkyl- C_{1-3} -alkyl or C_{1-3} -alkyl-O-, wherein each alkyl group is
- 15 optionally substituted with one or more L^{ex} ." or the like means that in each of the beforementioned groups which comprise the term alkyl, i.e. in each of the groups C_{1-3} -alkyl, C_{3-6} -cycloalkyl- C_{1-3} -alkyl and C_{1-3} -alkyl-O-, the alkyl moiety may be substituted with L^{ex} as defined.
- 20 Unless specifically indicated, throughout the specification and the appended claims, a given chemical formula or name shall encompass tautomers and all stereo, optical and geometrical isomers (e.g. enantiomers, diastereomers, E/Z isomers etc...) and racemates thereof as well as mixtures in different proportions of the separate enantiomers, mixtures of diastereomers, or mixtures of any of the foregoing forms
- 25 where such isomers and enantiomers exist, as well as salts, including pharmaceutically acceptable salts thereof and solvates thereof such as for instance hydrates including solvates of the free compounds or solvates of a salt of the compound.

The phrase "pharmaceutically acceptable" is employed herein to refer to those compounds, materials, compositions, and/or dosage forms which are, within the scope of sound medical judgment, suitable for use in contact with the tissues of human beings and animals without excessive toxicity, irritation, allergic response, or other problem or complication, and commensurate with a reasonable benefit/risk ratio.

As used herein, "pharmaceutically acceptable salts" refer to derivatives of the disclosed compounds wherein the parent compound is modified by making acid or base salts thereof.

Salts of other acids than those mentioned above which for example are useful for purifying or isolating the compounds of the present invention (e.g. trifluoro acetate salts) also comprise a part of the invention.

The term halogen generally denotes fluorine, chlorine, bromine and iodine.

The term "C_{1-n}-alkyl", wherein n is an integer from 1 to n, either alone or in combination with another radical denotes an acyclic, saturated, branched or linear hydrocarbon radical with 1 to n C atoms. For example the term C₁₋₅-alkyl embraces the radicals H₃C-, H₃C-CH₂-, H₃C-CH₂-CH₂-, H₃C-CH(CH₃)-, H₃C-CH₂-CH₂-CH₂-, H₃C-CH₂-CH(CH₃)-, H₃C-CH(CH₃)-CH₂-, H₃C-C(CH₃)₂-, H₃C-CH₂-CH₂-CH₂-CH₂-, H₃C-CH₂-CH₂-CH(CH₃)-, H₃C-CH₂-CH(CH₃)-CH₂-, H₃C-CH(CH₃)-CH₂-CH₂-, H₃C-CH₂-C(CH₃)₂-, H₃C-C(CH₃)₂-CH₂-, H₃C-CH(CH₃)-CH(CH₃)- and H₃C-CH₂-CH(CH₂CH₃)-.

The term "C_{1-n}-alkylene" wherein n is an integer 1 to n, either alone or in combination with another radical, denotes an acyclic, straight or branched chain divalent alkyl radical containing from 1 to n carbon atoms. For example the term C₁₋₄-alkylene includes -(CH₂)-, -(CH₂-CH₂)-, -(CH(CH₃))-, -(CH₂-CH₂-CH₂)-, -(C(CH₃)₂)-, -(CH(CH₂CH₃))-, -(CH(CH₃)-CH₂)-, -(CH₂-CH(CH₃))-, -(CH₂-CH₂-CH₂-CH₂)-, -(CH₂-CH₂-CH(CH₃))-, -(CH(CH₃)-CH₂-CH₂)-, -(CH₂-CH(CH₃)-CH₂)-, -(CH₂-C(CH₃)₂)-, -(C(CH₃)₂-CH₂)-, -(CH(CH₃)-CH(CH₃))-, -(CH₂-CH(CH₂CH₃))-, -(CH(CH₂CH₃)-CH₂)-, -(CH(CH₂CH₂CH₃))-, -(CHCH(CH₃)₂)- and -C(CH₃)(CH₂CH₃)-.

The term "C_{2-n}-alkenyl", is used for a group as defined in the definition for "C_{1-n}-alkyl" with at least two carbon atoms, if at least two of those carbon atoms of said group are bonded to each other by a double bond. For example the term C₂₋₃-alkenyl includes -CH=CH₂, -CH=CH-CH₃, -CH₂-CH=CH₂.

The term "C_{2-n}-alkynyl", is used for a group as defined in the definition for "C_{1-n}-alkyl" with at least two carbon atoms, if at least two of those carbon atoms of said group are bonded to each other by a triple bond. For example the term C₂₋₃-alkynyl includes -C≡CH, -C≡C-CH₃, -CH₂-C≡CH.

The term "C_{3-n}-cycloalkyl", wherein n is an integer 4 to n, either alone or in combination with another radical denotes a cyclic, saturated, unbranched hydrocarbon radical with 3 to n C atoms. The cyclic group may be mono-, bi-, tri- or spirocyclic, most preferably monocyclic. Examples of such cycloalkyl groups include cyclopropyl, cyclobutyl, cyclopentyl, cyclohexyl, cycloheptyl, cyclooctyl, cyclononyl, cyclododecyl, bicyclo[3.2.1.]octyl, spiro[4.5]decyl, norpinyl, norbonyl, norcaryl, adamantyl, etc.

Many of the terms given above may be used repeatedly in the definition of a formula or group and in each case have one of the meanings given above, independently of one another.

Pharmacological Activity

The activity of the compounds of the invention may be demonstrated using the following assay:

IP₁ accumulation measurements using the IPOne assay system - 1321N1 cells stably expressing human GPR40 receptor (Euroscreen, Belgium) are seeded 24 h before the assay in white 384-well plates in culture medium containing 10% FCS, 1% Na-Pyruvate and 400 µg/mL G418. IP₁ is assayed according to the manufacturer's description (Cisbio Bioassays, France). In brief, the assay is started by substitution of the culture medium by stimulation buffer (Hepes 10 mM, CaCl₂ 1 mM, MgCl₂ 0.5 mM, KCl 4.2 mM, NaCl 146 mM, glucose 5.5 mM and LiCl 50 mM, pH 7.4). Cells are stimulated for 1 h at 37 °C, 5% CO₂ by addition of the compounds that are diluted in

stimulation buffer containing LiCl. Assays are stopped by adding HTRF-conjugates (IP1-d2 and Anti-IP1 cryptate Tb) and lysis buffer, provided by the manufacturer. After an incubation time of 1 h at room temperature plates are measured using an EnVision™, Perkin Elmer. The obtained fluorescence ratios at 665/615 nM are then
 5 used to calculate the pEC₅₀ values using Assay Explorer 3.3 Software (Accelrys, Inc.) by interpolation using an IP₁ reference curve and subsequent sigmoidal curve fitting allowing for a variable hill slope.

The compounds according to the invention typically have EC₅₀ values in the range
 10 from about 1 nM to about 10 µM, preferably less than 1 µM, more preferably less than 100 nM.

EC₅₀ values for compounds according to the invention are shown in the following table. The number of the compound corresponds to the number of the Example in the
 15 experimental section.

Table 2:

Example	EC ₅₀ [nM]	Example	EC ₅₀ [nM]	Example	EC ₅₀ [nM]	Example	EC ₅₀ [nM]
1	11	2	4	3	107	4	7
5	35	6	3	7	5	8	100
9	24	10	146	11	30	12	10
13	25	14	4	15	8	16	924
17	10	18	5	19	12	20	2
21	2	22	5	23	668	24	4
25	344	26	6	27	148	28	5
29	4	30	3	31	27	32	7
33	12	34	10	35	11	36	15
37	19	38	18	39	148		

Chemical Stability

20 Degradation kinetics is used to simulate chemical stability of compounds in the acidic part of the gastro intestinal tract. The compounds of the invention show superior

chemical stability in acidic aqueous media (pH value ca. 1.2) compared to the bulk of compounds explicitly disclosed in WO 2013/178575. Their application as medical drugs to treat human diseases is therefore less restricted and troublesome.

- 5 The chemical stability of the compounds of the invention at pH value of ca. 1.2 is determined as follows:

Compound is dissolved in an HPLC vial either in a mixture of acetonitrile/0.1 M aqueous HCl (2:3; pH ca. 1.2) or in a mixture of acetonitrile/McIlvaine buffer pH 7.4 (2:3) to get a concentration of approximately 0.25 mg/ml. The vial was then
 10 transferred into an HPLC autosampler system and maintained at a temperature of 37 °C. A first sample is taken and injected immediately into a standard HPLC system with a UV DAD detector. Further samples are injected after 2, 4, 6, 8 and 10 hours. Amount of degraded compound is measured by determining the recovery rate of compound [%] for each injection using an HPLC standard gradient method.

- 15 Therefore the peak area of the main peak for the first injection (AU_{t_0}) is determined and set as 100%. Peak area of the main peak is determined also for the further injections (AU_{t_n} , $n = 2, 4, 6, 8, 10$) and expressed as fraction of (AU_{t_0})/ (AU_{t_n} , $n = 2, 4, 6, 8, 10$) [%].

- 20 The amount of degraded compound according to the invention after 2 h at pH value of ca. 1.2 determined as described above is typically significantly below 1.5%, mostly below 0.5%.

The following table compares the amount of degradation after 2 h at pH value of ca.
 25 1.2 of compounds according to the invention and compounds from WO 2013/178575 (for structures see below Table 3).

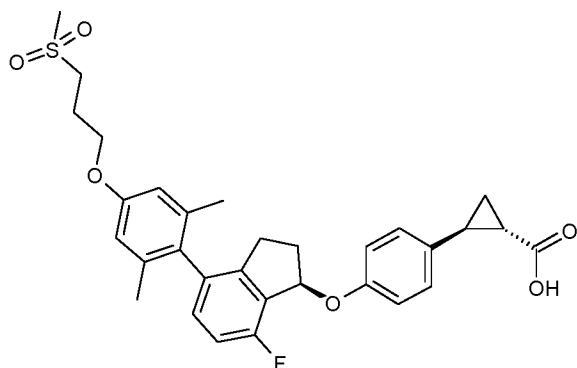
Table 3:

Example in this invention	Amount of degradation after 2 h	Example in WO 2013/178575	Amount of degradation after 2 h
2	<0.5%	17	8%
4	<0.5%	11	5%
5	<0.5%	15	3%

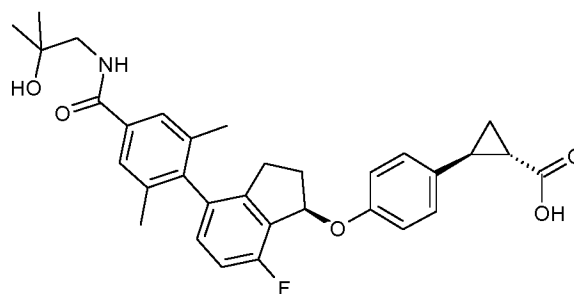
28	<0.5%	33	8%
		54	2.5%

Chemical structures of the examples from case WO 2013/178575 listed in the tables 3 to 6:

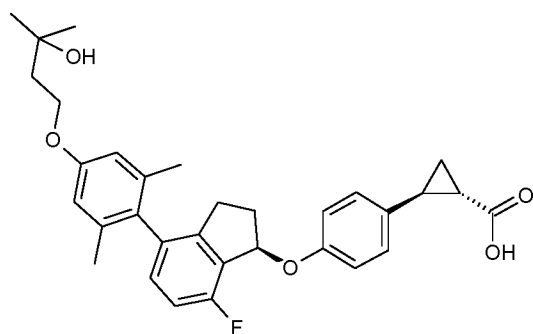
Example 11 in WO 2013/178575



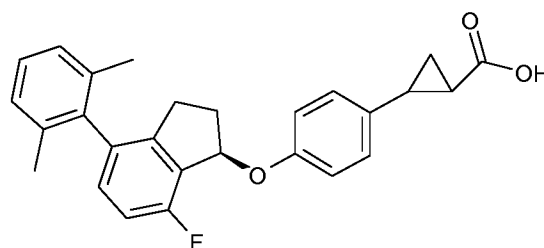
Example 15 in WO 2013/178575



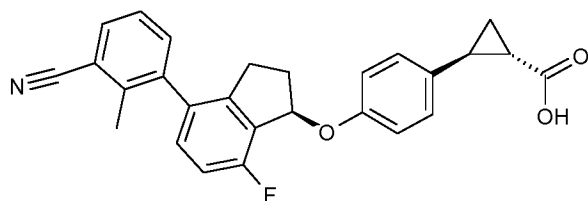
Example 17 in WO 2013/178575



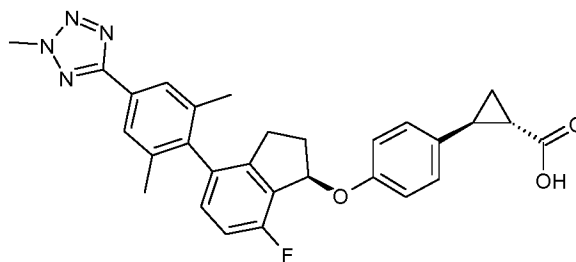
Example 33 in WO 2013/178575



Example 54 in WO 2013/178575



Example 45 in WO 2013/178575



5 Solubility

The aqueous solubility of the compounds of the invention is determined by comparing the amount dissolved in buffer to the amount in an acetonitrile/water (1/1) solution. Starting from a 10 mM DMSO stock solution aliquots are diluted with acetonitrile/water (1/1) or buffer, respectively. After 24 h of shaking, the solutions are

filtrated and analyzed by LC-UV. The amount dissolved in buffer is compared to the amount in the acetonitrile solution.

Solubility is usually being measured from 0.001 to 0.125 mg/mL at a DMSO concentration of 2.5%. If more than 90% of the compound is dissolved in buffer, the value is marked with ">".

The compounds of the invention show higher solubility at low pH value (pH 2.2, emulating the acidic part of the gastro intestinal tract) compared with the bulk of compounds explicitly disclosed in WO 2013/178575. Their development and application is therefore more convenient and reliable. The following table presents the data for selected compounds of this invention and compounds from WO 2013/178575 (for structures see above below Table 3).

Table 4:

Example in this invention	Solubility at pH value 2.2 [µg/mL]	Example in WO 2013/178575	Solubility at pH value 2.2 [µg/mL]
2	100	17	<1
30	99	45	<1
4	97	15	<1
5	121	54	<1
6	68		
7	84		
8	62		
9	<1		
11	>120		
12	105		
13	105		
14	110		
15	120		
16	96		
17	64		
18	>130		

19	95		
20	113		
21	91		
22	106		
23	97		
24	>122		
25	110		
26	90		
27	112		
28	111		
29	117		
31	87		
32	123		
33	103		
34	111		
35	106		
36	91		
37	119		
38	>154		
39	118		

Inhibition of CYP-2C8

The inhibition of cytochrome P450 2C8-isoenzyme catalyzed deethylation of
 5 amodiaquine by the test compound is assayed at 37 °C with human liver
 microsomes. All assays are carried out on a robotic system in 96 well plates. The
 final incubation volume contains TRIS buffer (0.1 M), MgCl₂ (5 mM), human liver
 microsomes (0.05 mg/mL), amodiaquine (1 µM) and the test compound at five
 different concentrations or no compound (high control) in duplicate (e.g. highest
 10 concentration 10-50 µM with subsequent serial 1:4 dilutions). Following a short
 preincubation period, reactions are started with the cofactor (NADPH, 1 mM) and
 stopped by cooling the incubation down to 8 °C and subsequently by addition of one
 volume of acetonitrile. An internal standard solution - the stable isotope d5-

desethylamodiaquine - is added after quenching of incubations. Peak area analyte (= metabolite formed) and internal standard is determined by LC-MS/MS. The resulting peak area ratio analyte to internal standard in these incubations is compared to a control activity containing no test compound. Within each of the assay runs, the IC₅₀ of a positive control inhibitor (Montelukast) is determined. Experimental IC₅₀ values are calculated by least square regression according to the following equation:

$$\% \text{ control activity} = (100 \% \text{ control activity} / (1 + (I/IC_{50})^S)) - B$$

with I = inhibitor concentration; S = slope factor; B = background activity (lower plateau of the inhibition curve)

If the inhibition of the reaction is already >50% at the lowest concentration of the test compound, the IC₅₀ is assigned "< lowest concentration tested" (usually <0.4 μM). If the inhibition of the reaction is still <50% at the highest concentration of the test compound, the IC₅₀ is assigned "> highest concentration tested" (usually >50 μM).

The compounds of the invention show lower inhibition of the cytochrome P450 2C8-isoenzyme compared with the bulk of compounds explicitly disclosed in WO 2013/178575. Their potential for causing unwanted side-effects is therefore decreased. The following table displays the data for selected compounds of this invention and compounds from WO 2013/178575 (for structures see above below Table 3).

Table 5:

Example in this invention	IC ₅₀ [μM]	Example in WO 2013/178575	IC ₅₀ [μM]
2	20	17	6
4	>50	11	12
30	20	45	5
5	>50	15	10
6	29	33	5
7	>50	54	9
8	>50		

9	20		
11	>50		
12	30		
13	40		
14	19		
15	32		
16	>50		
17	19		
18	21		
19	7		
20	34		
21	15		
22	8		
23	43		
24	11		
25	49		
26	14		
27	>50		
28	40		
29	14		
31	15		
32	26		
33	40		
34	45		
35	31		
36	10		
37	41		
38	>50		
39	>50		

Inhibition of CYP-2C9

The inhibition of cytochrome P450 2C9-isoenzyme catalyzed hydroxylation of diclofenac by the test compound is assayed at 37 °C with human liver microsomes. All assays are carried out on a robotic system in 96 well plates. The final incubation volume contains TRIS buffer (0.1 M), MgCl₂ (5 mM), human liver microsomes (0.1 mg/mL), diclofenac (10 µM) and the test compound at five different concentrations or no compound (high control) in duplicate (e.g., highest concentration 10-50 µM with subsequent serial 1:4 dilutions). Following a short preincubation period, reactions are started with the cofactor (NADPH, 1 mM) and stopped by cooling the incubation down to 8 °C and subsequently by addition of one volume of acetonitrile. An internal standard solution - the stable isotope ¹³C6-hydroxydiclofenac - is added after quenching of incubations. Peak area analyte (= metabolite formed) and internal standard is determined by LC-MS/MS. The resulting peak area ratio analyte to internal standard in these incubations is compared to a control activity containing no test compound. Within each of the assay runs, the IC₅₀ of a positive control inhibitor (sulfaphenazole) is determined. Experimental IC₅₀ values are calculated by least square regression according to the following equation:

$$\% \text{ control activity} = (100 \% \text{ control activity} / (1 + (I / IC_{50})^S)) - B$$

with I = inhibitor concentration; S = slope factor; B = background activity (lower plateau of the inhibition curve)

If the inhibition of the reaction is already >50% at the lowest concentration of the test compound, the IC₅₀ is assigned "< lowest concentration tested" (usually <0.4 µM). If the inhibition of the reaction is still <50% at the highest concentration of the test compound, the IC₅₀ is assigned "> highest concentration tested" (usually >50 µM).

The compounds of the invention show lower inhibition of the cytochrome P450 2C9-isoenzyme compared with the bulk of compounds explicitly disclosed in WO 2013/178575. Their potential for causing unwanted side-effects is therefore decreased. The following table displays the data for selected compounds of this invention and compounds from WO 2013/178575 (for structures see above below Table 3).

Table 6:

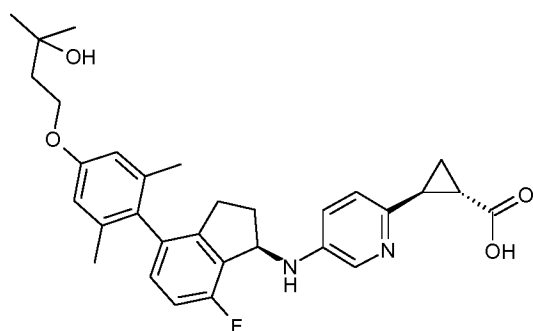
Example in this invention	IC ₅₀ [μM]	Example in WO 2013/178575	IC ₅₀ [μM]
2	>50	17	14
4	>50	11	17
30	>50	45	10
5	>50	15	31
6	>50	33	7
7	>50	54	10
8	>50		
9	>50		
11	>50		
12	>50		
13	>50		
14	47		
15	>50		
16	>50		
17	36		
18	>50		
19	26		
20	>50		
21	36		
22	19		
23	>50		
24	22		
25	40		
26	16		
27	>50		
28	>50		
29	>50		
31	31		
32	>50		
33	>50		

34	>50		
35	>50		
36	22		
37	>50		
38	>50		
39	>50		

The following compilation showcases the superiority of the compounds of this invention over the compounds from WO2013/178575 by head-to-head comparison of their direct analogs.

5

Example 2 in this invention



GPR40: $IC_{50} = 4 \text{ nM}$

Chemical stability at pH 1.2: <0.5%

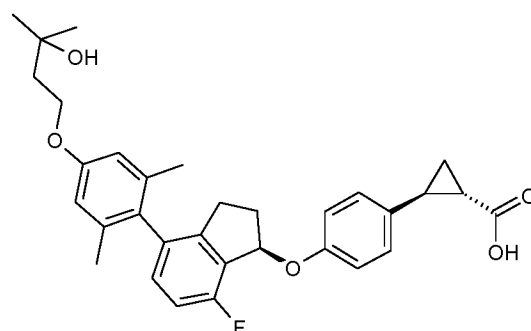
Solubility (pH 2.2) = 100 $\mu\text{g/mL}$

Cyp 2C8: $IC_{50} = 20 \text{ }\mu\text{M}$

Cyp 2C9: $IC_{50} >50 \text{ }\mu\text{M}$

Example 4 in this invention

Example 17 in WO 2013/178575



$IC_{50} = 4 \text{ nM}$

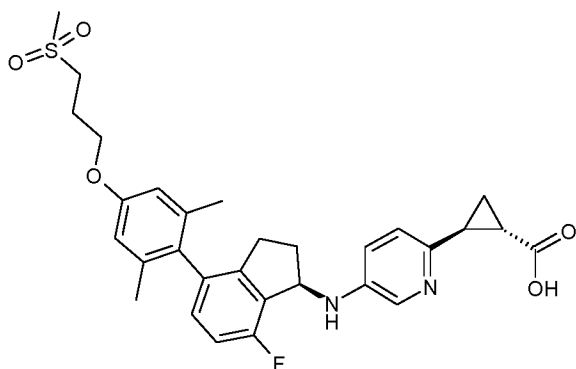
8% degradation after 2 h at 37 °C

<1 $\mu\text{g/mL}$

$IC_{50} = 6 \text{ }\mu\text{M}$

$IC_{50} = 14 \text{ }\mu\text{M}$

Example 11 in WO 2013/178575



GPR40: $IC_{50} = 7 \text{ nM}$

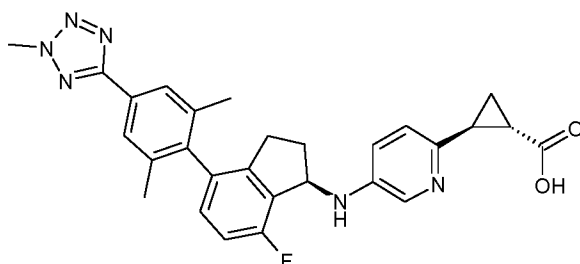
Chemical stability at pH 1.2: <0.5%

Solubility (pH 2.2) = 97 $\mu\text{g/mL}$

Cyp 2C8: $IC_{50} > 50 \text{ }\mu\text{M}$

Cyp 2C9: $IC_{50} > 50 \text{ }\mu\text{M}$

Example 30 in this invention

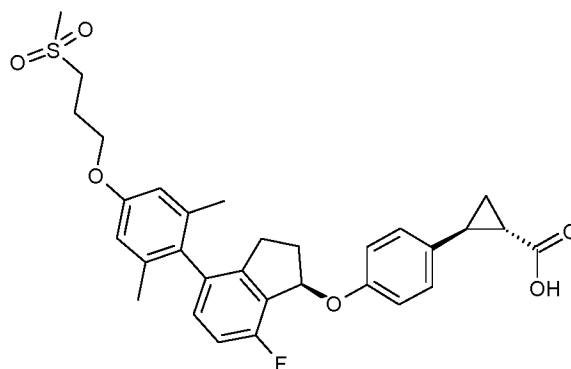


GPR40: $IC_{50} = 3 \text{ nM}$

Solubility (pH 2.2) = 99 $\mu\text{g/mL}$

Cyp 2C8: $IC_{50} = 20 \text{ }\mu\text{M}$

Cyp 2C9: $IC_{50} > 50 \text{ }\mu\text{M}$



$IC_{50} = 8 \text{ nM}$

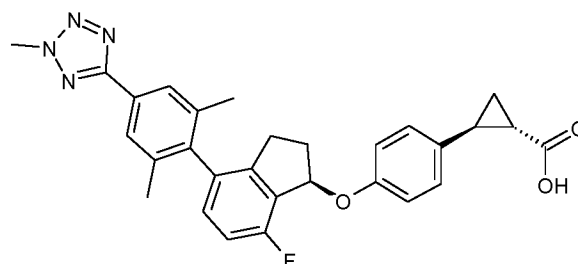
5% degradation after 2 h at 37 °C

not determined

$IC_{50} = 12 \text{ }\mu\text{M}$

$IC_{50} = 17 \text{ }\mu\text{M}$

Example 45 in WO 2013/178575



$IC_{50} = 8 \text{ nM}$

<1 $\mu\text{g/mL}$

$IC_{50} = 5 \text{ }\mu\text{M}$

$IC_{50} = 10 \text{ }\mu\text{M}$

Inhibition of HCN4

In addition, the compounds of the invention show superiority over potent GPR40 agonists of isomeric aminopyridine structure with regard to undesired inhibitory activity on the ion channel HCN4 (potassium/sodium hyperpolarization-activated cyclic nucleotide-gated channel 4).

HCN4 assay procedure

Compound preparation:

Compounds in solid form were prepared in DMSO at 300x the final assay concentrations of 10, 3, 1, and 0.3 μ M. All 300x DMSO stock solutions were transferred to a master plate and into assay plates where 2 μ l per well of each 300x solution were placed. All assay plates were stored at -80°C until the day of assay.

- 5 On the day of the assay, the appropriate assay plate was thawed at room temperature, centrifuged, and 198 μ L of external solution was added and mixed thoroughly. This provided a 1:100 dilution. A further 1:3 dilution occurred upon addition to the cells in the IonWorks platform, giving a 1:300 dilution in total.

- 10 On each assay plate, at least 8 wells were reserved for vehicle control (0.3% DMSO) and at least 8 wells for each positive control. The positive controls were tested at a maximal blocking and an approximate IC₅₀ concentration. The positive control compounds are outlined below.

Ion channel positive control and concentrations:

- 15 50 μ M and 3mM Cesium Chloride.

Electrophysiological Recording Solutions:

External solution:

Na Gluconate	104mM
NaCl	10mM
KCl	30mM
MgCl ₂	1mM
CaCl ₂	1.8mM
HEPES	10mM
Glucose	5mMmM

pH 7.3 (titrated with 10M NaOH)

Internal solution:

K Gluconate	130mM
NaCl	10mM
MgCl ₂	1mM
HEPES	10mM
EGTA	1mM

pH 7.3 (titrated with 10M KOH)

Amphotericin B was used to obtain electrical access to the cell interior at a final concentration of 200µg/ml in internal recording solution.

Experimental protocols and data analysis:

- 5 Human HCN4 currents were evoked by a single pulse from a holding potential of -30mV to a potential of -110mV for a duration of four seconds prior to returning to -30mV. The voltage protocol was applied (Pre), compounds added, incubated for 600 seconds, and the voltage protocol was applied a final time (Post) on the IonWorks Quattro.

10

The parameter measured was the maximum inward current evoked upon stepping to -110mV from the holding potential of -30mV. All data were filtered for seal quality, seal drop, and current amplitude. The maximum current amplitude of the single hyperpolarizing pulse was calculated before (Pre) and after (Post) compound addition and the amount of block assessed by dividing the Post-compound current amplitude by the Pre-compound current amplitude.

15

Selection criteria for valid recordings:

Data Filter	Criteria
Seal Quality	>30MΩ
Seal Drop	<50% Seal Drop (Seal Pre-Compound/Seal Post Compound)
Current Amplitude	>200pA

20

In view of their ability to modulate the activity of the G-protein-coupled receptor GPR40, in particular an agonistic activity, the compounds of general formula I according to the invention, including the corresponding salts thereof, are theoretically suitable for the treatment of all those diseases or conditions which may be affected or which are mediated by the activation of the G-protein-coupled receptor GPR40.

25

Accordingly, the present invention relates to a compound of general formula I as a medicament.

Furthermore, the present invention relates to the use of a compound of general formula I or a pharmaceutical composition according to this invention for the treatment and/or prevention of diseases or conditions which are mediated by the activation of the G-protein-coupled receptor GPR40 in a patient, preferably in a human.

In yet another aspect the present invention relates to a method for treating a disease or condition mediated by the activation of the G-protein-coupled receptor GPR40 in a mammal that includes the step of administering to a patient, preferably a human, in need of such treatment a therapeutically effective amount of a compound or a pharmaceutical composition of the present invention.

Diseases and conditions mediated by agonists of the G-protein-coupled receptor GPR40 embrace metabolic diseases or conditions. According to one aspect the compounds and pharmaceutical compositions of the present invention are particularly suitable for treating diabetes mellitus, in particular Type 2 diabetes, Type 1 diabetes, complications of diabetes (such as e.g. retinopathy, nephropathy or neuropathies, diabetic foot, ulcers or macroangiopathies), metabolic acidosis or ketosis, reactive hypoglycaemia, hyperinsulinaemia, glucose metabolic disorder, insulin resistance, metabolic syndrome, dyslipidaemias of different origins, atherosclerosis and related diseases, obesity, high blood pressure, chronic heart failure, oedema and hyperuricaemia.

The compounds and pharmaceutical compositions of the present invention are also suitable for preventing beta-cell degeneration such as e.g. apoptosis or necrosis of pancreatic beta cells. The compounds and pharmaceutical compositions of the present invention are also suitable for improving or restoring the functionality of pancreatic cells, and also for increasing the number and size of pancreatic beta cells.

Therefore according to another aspect the invention relates to compounds of formula I and pharmaceutical compositions according to the invention for use in preventing, delaying, slowing the progression of and/or treating metabolic diseases, particularly in improving the glycaemic control and/or beta cell function in the patient.

In another aspect the invention relates to compounds of formula I and pharmaceutical compositions according to the invention for use in preventing, delaying, slowing the progression of and/or treating type 2 diabetes, overweight, obesity, complications of diabetes and associated pathological conditions.

5

In addition the compounds and pharmaceutical compositions according to the invention are suitable for use in one or more of the following therapeutic processes:

- for preventing, delaying, slowing the progression of or treating metabolic diseases, such as for example type 1 diabetes, type 2 diabetes, insufficient glucose tolerance, insulin resistance, hyperglycaemia, hyperlipidaemia, hypercholesterolaemia, dyslipidaemia, syndrome X, metabolic syndrome, obesity, high blood pressure, chronic systemic inflammation, retinopathy, neuropathy, nephropathy, atherosclerosis, endothelial dysfunction or bone-related diseases (such as osteoporosis, rheumatoid arthritis or osteoarthritis);
- for improving glycaemic control and/or reducing fasting plasma glucose, postprandial plasma glucose and/or the glycosylated haemoglobin HbA1c;
- for preventing, delaying, slowing or reversing the progression of disrupted glucose tolerance, insulin resistance and/or metabolic syndrome to type 2 diabetes;
- for preventing, delaying, slowing the progression of or treating a condition or a disease selected from among the complications of diabetes, such as for example retinopathy, nephropathy or neuropathies, diabetic foot, ulcers or macroangiopathies;
- for reducing weight or preventing weight gain or assisting weight loss;
- for preventing or treating the degradation of pancreatic beta cells and/or improving and/or restoring the functionality of pancreatic beta cells and/or restoring the functionality of pancreatic insulin secretion;
- for maintaining and/or improving insulin sensitivity and/or preventing or treating hyperinsulinaemia and/or insulin resistance.

30

In particular, the compounds and pharmaceutical compositions according to the invention are suitable for the treatment of obesity, diabetes (comprising type 1 and type 2 diabetes, preferably type 2 diabetes mellitus) and/or complications of diabetes (such as for example retinopathy, nephropathy or neuropathies, diabetic foot, ulcers or macroangiopathies).

The compounds according to the invention are most particularly suitable for treating type 2 diabetes mellitus.

The dose range of the compounds of general formula I applicable per day is usually from 0.001 to 10 mg per kg body weight, for example from 0.01 to 8 mg per kg body weight of the patient. Each dosage unit may conveniently contain from 0.1 to 1000 mg, for example 0.5 to 500 mg.

The actual therapeutically effective amount or therapeutic dosage will of course depend on factors known by those skilled in the art such as age and weight of the patient, route of administration and severity of disease. In any case the compound or composition will be administered at dosages and in a manner which allows a therapeutically effective amount to be delivered based upon patient's unique condition.

The compounds, compositions, including any combinations with one or more additional therapeutic agents, according to the invention may be administered by oral, transdermal, inhalative, parenteral or sublingual route. Of the possible methods of administration, oral or intravenous administration is preferred.

Pharmaceutical Compositions

Suitable preparations for administering the compounds of formula I, optionally in combination with one or more further therapeutic agents, will be apparent to those with ordinary skill in the art and include for example tablets, pills, capsules, suppositories, lozenges, troches, solutions, syrups, elixirs, sachets, injectables, inhalatives and powders etc. Oral formulations, particularly solid forms such as e.g. tablets or capsules are preferred. The content of the pharmaceutically active compound(s) is advantageously in the range from 0.1 to 90 wt.-%, for example from 1 to 70 wt.-% of the composition as a whole.

Suitable tablets may be obtained, for example, by mixing one or more compounds according to formula I with known excipients, for example inert diluents, carriers, disintegrants, adjuvants, surfactants, binders and/or lubricants. The tablets may also consist of several layers. The particular excipients, carriers and/or diluents that are

suitable for the desired preparations will be familiar to the skilled man on the basis of his specialist knowledge. The preferred ones are those that are suitable for the particular formulation and method of administration that are desired. The preparations or formulations according to the invention may be prepared using
5 methods known *per se* that are familiar to the skilled man, such as for example by mixing or combining at least one compound of formula I according to the invention, or a pharmaceutically acceptable salt of such a compound, and one or more excipients, carriers and/or diluents.

10 **Combination Therapy**

The compounds of the invention may further be combined with one or more, preferably one additional therapeutic agent. According to one embodiment the additional therapeutic agent is selected from the group of therapeutic agents useful in the treatment of diseases or conditions described hereinbefore, in particular
15 associated with metabolic diseases or conditions such as for example diabetes mellitus, obesity, diabetic complications, hypertension, hyperlipidemia. Additional therapeutic agents which are suitable for such combinations include in particular those which for example potentiate the therapeutic effect of one or more active substances with respect to one of the indications mentioned and/or which allow the
20 dosage of one or more active substances to be reduced.

Therefore a compound of the invention may be combined with one or more additional therapeutic agents selected from the group consisting of antidiabetic agents, agents for the treatment of overweight and/or obesity and agents for the treatment of high
25 blood pressure, heart failure and/or atherosclerosis.

Antidiabetic agents are for example metformin, sulphonylureas, nateglinide, repaglinide, thiazolidinediones, PPAR-(alpha, gamma or alpha/gamma) agonists or modulators, alpha-glucosidase inhibitors, DPPIV inhibitors, SGLT2-inhibitors, insulin
30 and insulin analogues, GLP-1 and GLP-1 analogues or amylin and amylin analogues, cycloset, 11 β -HSD inhibitors. Other suitable combination partners are inhibitors of protein tyrosinephosphatase 1, substances that affect deregulated glucose production in the liver, such as e.g. inhibitors of glucose-6-phosphatase, or fructose-1,6-bisphosphatase, glycogen phosphorylase, glucagon receptor antagonists and

inhibitors of phosphoenol pyruvate carboxykinase, glycogen synthase kinase or pyruvate dehydrokinase, alpha2-antagonists, CCR-2 antagonists or glucokinase activators. One or more lipid lowering agents are also suitable as combination partners, such as for example HMG-CoA-reductase inhibitors, fibrates, nicotinic acid and the derivatives thereof, PPAR-(alpha, gamma or alpha/gamma) agonists or modulators, PPAR-delta agonists, ACAT inhibitors or cholesterol absorption inhibitors such as, bile acid-binding substances such as, inhibitors of ileac bile acid transport, MTP inhibitors, or HDL-raising compounds such as CETP inhibitors or ABC1 regulators.

Therapeutic agents for the treatment of overweight and/or obesity are for example antagonists of the cannabinoid1 receptor, MCH-1 receptor antagonists, MC4 receptor agonists, NPY5 or NPY2 antagonists, β 3-agonists, leptin or leptin mimetics, agonists of the 5HT2c receptor.

Therapeutic agents for the treatment of high blood pressure, chronic heart failure and/or atherosclerosis are for example A-II antagonists or ACE inhibitors, ECE inhibitors, diuretics, β -blockers, Ca-antagonists, centrally acting antihypertensives, antagonists of the alpha-2-adrenergic receptor, inhibitors of neutral endopeptidase, thrombocyte aggregation inhibitors and others or combinations thereof are suitable. Angiotensin II receptor antagonists are preferably used for the treatment or prevention of high blood pressure and complications of diabetes, often combined with a diuretic such as hydrochlorothiazide.

The dosage for the combination partners mentioned above is usually 1/5 of the lowest dose normally recommended up to 1/1 of the normally recommended dose.

Preferably, compounds of the present invention and/or pharmaceutical compositions comprising a compound of the present invention optionally in combination with one or more additional therapeutic agents are administered in conjunction with exercise and/or a diet.

Therefore, in another aspect, this invention relates to the use of a compound according to the invention in combination with one or more additional therapeutic

agents described hereinbefore and hereinafter for the treatment of diseases or conditions which may be affected or which are mediated by the activation of the G-protein-coupled receptor GPR40, in particular diseases or conditions as described hereinbefore and hereinafter.

5

In yet another aspect the present invention relates a method for treating a disease or condition mediated by the activation of the G-protein-coupled receptor GPR40 in a patient that includes the step of administering to the patient, preferably a human, in need of such treatment a therapeutically effective amount of a compound of the present invention in combination with a therapeutically effective amount of one or more additional therapeutic agents described in hereinbefore and hereinafter,

10

The use of the compound according to the invention in combination with the additional therapeutic agent may take place simultaneously or at staggered times.

15

The compound according to the invention and the one or more additional therapeutic agents may both be present together in one formulation, for example a tablet or capsule, or separately in two identical or different formulations, for example as a so-called kit-of-parts.

20

Consequently, in another aspect, this invention relates to a pharmaceutical composition which comprises a compound according to the invention and one or more additional therapeutic agents described hereinbefore and hereinafter, optionally together with one or more inert carriers and/or diluents.

25

Other features and advantages of the present invention will become apparent from the following more detailed Examples which illustrate, by way of example, the principles of the invention.

30

Examples

The terms "ambient temperature" and "room temperature" are used interchangeably and designate a temperature of about 20 °C.

- 5 As a rule, ¹H-NMR and/or mass spectra have been obtained for the compounds prepared.

Intermediates and Examples reported in the following bearing a basic or acidic group may be obtained as a corresponding salt or neutral compound depending on the purification method and conditions employed. Salts can be transformed into their

- 10 neutral counterparts by standard procedures known to the one skilled in the art.

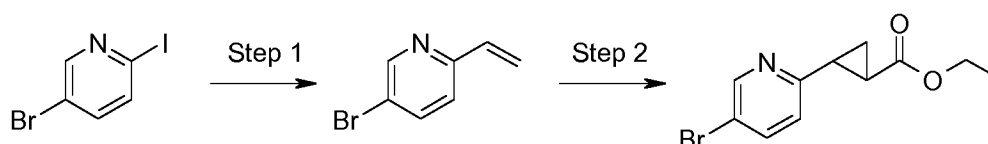
Analytical HPLC parameters employed for characterization of products (TFA denotes trifluoroacetic acid):

Method:	1			
Device:	Agilent 1200 with DA- and MS-Detector			
Column:	Sunfire C18, 3 x 30 mm, 2.5 µm			
Column Supplier:	Waters			
Gradient/Solvent Time [min]	% Solvent [H ₂ O, 0.1% TFA]	% Solvent [Acetonitrile]	Flow [ml/min]	Temperature [°C]
0.00	97	3	2.2	60
0.20	97	3	2.2	60
1.20	0	100	2.2	60
1.25	0	100	3	60
1.40	0	100	3	60

15

Intermediate 1

trans-2-(5-Bromo-pyridin-2-yl)-cyclopropanecarboxylic acid ethyl ester



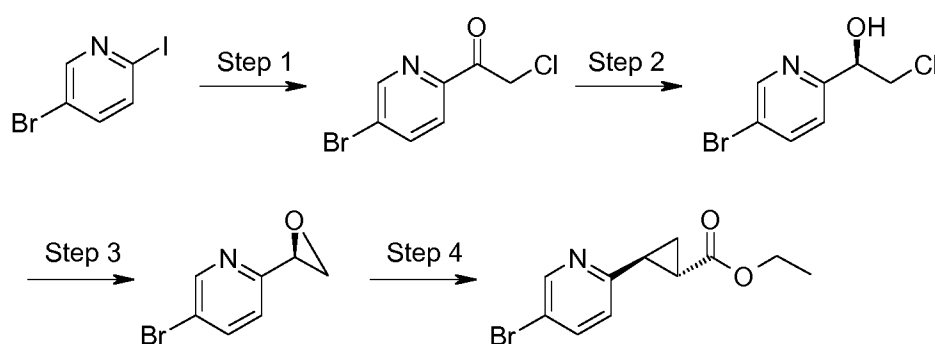
Step 1: 5-Bromo-2-vinyl-pyridine

Na₂CO₃ solution (2 mol/L in water, 8.8 mL) is added to a flask charged with a stir bar, 5-bromo-2-iodo-pyridine (2.00 g), potassium vinyltrifluoroborate (0.94 g), tetrahydrofuran (6 mL), and toluene (2 mL) at room temperature. The mixture is purged with Ar for 5 min prior to the addition of 1,1'-bis(diphenylphosphino)ferrocene-dichloro-palladium(II) (0.49 g). The mixture is stirred at 100 °C overnight. After cooling to room temperature, aqueous NH₄Cl solution is added, and the resulting mixture is extracted with ethyl acetate. The combined extract is dried (MgSO₄) and concentrated. The residue is chromatographed on silica gel (cyclohexane/ethyl acetate 4:1→7:3) to give the title compound. Mass spectrum (ESI⁺): m/z = 184/186 (Br) [M+H]⁺.

Step 2: *trans*-2-(5-Bromo-pyridin-2-yl)-cyclopropanecarboxylic acid ethyl ester
5,10,15,20-Tetraphenyl-21H,23H-porphine cobalt(II) (28 mg), 1-methylimidazole (0.52 g), and ethyl diazoacetate (13% in dichloromethane; 2.0 mL) are added to a flask charged with a stir bar, 5-bromo-2-vinyl-pyridine (0.39 g), and toluene (3.3 mL) at room temperature. The mixture is stirred at room temperature for 5 min and then at 80 °C for 90 min. After cooling to room temperature, the mixture is concentrated, and the residue is chromatographed on silica gel (cyclohexane/ethyl acetate 6:1→3:2) to give the racemic *trans* configured title compound. Mass spectrum (ESI⁺): m/z = 270/272 (Br) [M+H]⁺.

Intermediate 2

(1S,2S)-2-(5-Bromo-pyridin-2-yl)-cyclopropanecarboxylic acid ethyl ester



Step 1: 1-(5-Bromo-pyridin-2-yl)-2-chloro-ethanone

ⁱPrMgCl*LiCl (Turbo Grignard, 1.3 mol/L in tetrahydrofuran, 25.6 mL) is added dropwise to a flask charged with a stir bar, 2-iodo-5-bromo-pyridine (9.00 g), and tetrahydrofuran (180 mL) and chilled to -30 °C. The mixture is stirred in the cooling bath for 1 h. 2-Chloro-N-methoxy-N-methylacetamide (4.58 g) dissolved in tetrahydrofuran (20 mL) is added dropwise over 5 min. The mixture is stirred for 30 min

and then quenched by the addition of aqueous 1 M HCl solution. The mixture is concentrated, and the aqueous residue is extracted with ethyl acetate. The combined extract is dried (MgSO_4) and concentrated. The residue is chromatographed on silica gel (cyclohexane/ethyl acetate 20:1→1:1) to give the title compound. Mass spectrum (ESI⁺): m/z = 234/236/238 (Br+Cl) $[\text{M}+\text{H}]^+$.

Step 2: (*R*)-1-(5-Bromo-pyridin-2-yl)-2-chloro-ethanol

Formic acid (3.9 mL) is added to a flask charged with a stir bar and triethylamine (14.3 mL) and chilled in an ice bath. The mixture is stirred for 10 min and then added dropwise over 5 min to a flask charged with 1-(5-bromo-pyridin-2-yl)-2-chloro-ethanone (4.80 g), (1*S*,2*S*)- $\text{Cp}^*\text{RhCl}(\text{TsNCHPhCHPhNH}_2)$ (0.13 g; prepared from (1*S*,2*S*)-(+)-*N*-(4-toluenesulfonyl)-1,2-diphenylethylenediamine and pentamethylcyclopentadienyl-rhodium chloride dimer as described in, e.g., Organometallics 2009, 28, 1435-1446 or Chem. Commun. 2015, 52, 362-365; alternatively, the catalyst is prepared in situ by combining the two components in the reaction flask), and ethyl acetate (150 mL) at -45 °C. The mixture is stirred at -30 °C for 90 min. Aqueous NaHCO_3 solution is added, and the resulting mixture is stirred at room temperature. The mixture is extracted with ethyl acetate, and the combined extract is dried (MgSO_4) and concentrated. The residue is chromatographed on silica gel (cyclohexane/ethyl acetate 50:1→6:1) to give the title compound with an enantiomeric excess (ee) of 75 to 95%. Mass spectrum (ESI⁺): m/z = 236/238/240 (Br+Cl) $[\text{M}+\text{H}]^+$.

Step 3: (*R*)-5-Bromo-2-oxiranyl-pyridine

Aqueous NaOH solution (4 mol/L, 25 mL) is added to a flask charged with a stir bar, (*R*)-1-(5-bromo-pyridin-2-yl)-2-chloro-ethanol (3.0 g), and tetrahydrofuran (100 mL) at room temperature. The mixture is stirred overnight prior to the addition of brine. The organic phase is separated, and the aqueous phase is extracted twice with tetrahydrofuran. The combined organic phase is dried (MgSO_4) and concentrated to give the crude title compound that is used as is in the following step. Mass spectrum (ESI⁺): m/z = 200/202 (Br) $[\text{M}+\text{H}]^+$.

Step 4: (1*S*,2*S*)-2-(5-Bromo-pyridin-2-yl)-cyclopropanecarboxylic acid ethyl ester

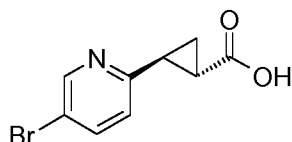
A solution of sodium tert-butoxide (7.9 g) in tetrahydrofuran (80 mL) is added dropwise over 30 min to a flask charged with a stir bar, triethylphosphonoacetate (16.3 mL), and toluene (80 mL) at room temperature. The mixture is stirred for 30 min and then added dropwise over 4 h to a solution of (*R*)-5-bromo-2-oxiranyl-pyridine

(5.5 g) in toluene (350 mL) at 90 °C. The mixture is stirred for 1 h and then cooled to room temperature. The mixture is washed with aqueous 1 M H₃PO₄ solution and brine and dried (MgSO₄). The mixture is concentrated, and the residue is chromatographed on silica gel (petrol ether/ethyl acetate) to give the title compound.

5 Mass spectrum (ESI⁺): m/z = 270/272 (Br) [M+H]⁺.

Intermediate 3

(1S,2S)-2-(5-Bromo-pyridin-2-yl)-cyclopropanecarboxylic acid



10 Aqueous 4 M NaOH solution (7.3 mL) is added to a flask charged with a stir bar, (1S,2S)-2-(5-bromo-pyridin-2-yl)-cyclopropanecarboxylic acid ethyl ester (4.89 g), and tetrahydrofuran (30 mL) at room temperature. The mixture is stirred at 60 °C for 4 h. After cooling to room temperature, water is added and most of the tetrahydrofuran is evaporated. Aqueous 4 M HCl solution is added dropwise to adjust
15 the pH value to ca. 4. The mixture is stirred overnight. The precipitate is separated by filtration, washed with water, and dried in a desiccator to give the title compound.

The enantiomeric purities (ee) of batches of Intermediate 3, obtained from Intermediate 2 and hydrolyzed as described above, are commonly between 75% and
20 95%.

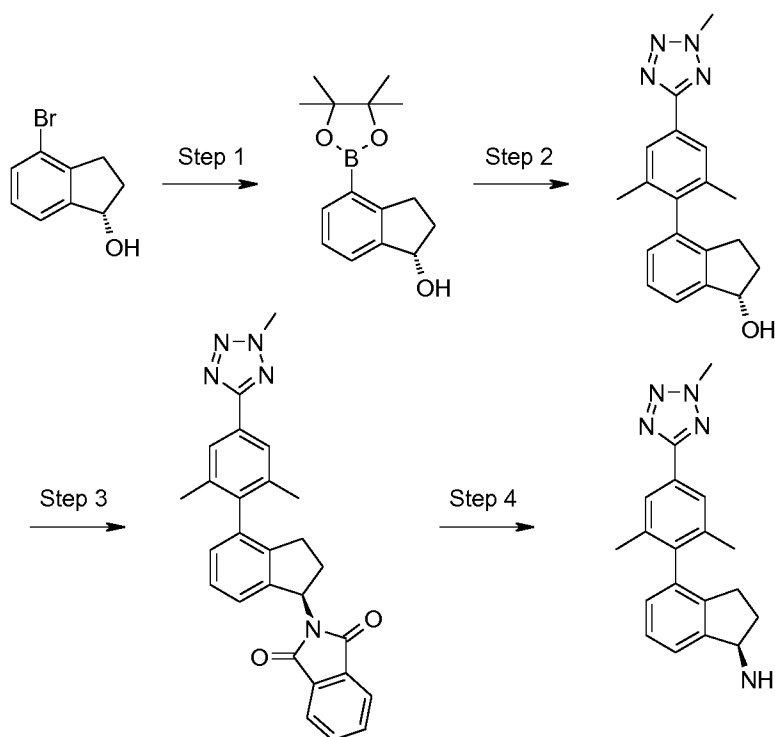
The enantiomeric purity of batches of Intermediate 3 may be increased to >95% ee by employing the following procedure:

(S)-1-Phenylethylamine (1.85 mL) is added to a solution of (1S,2S)-2-(5-bromo-pyridin-2-yl)-cyclopropanecarboxylic acid (3.51 g) in isopropanol (55 mL) at 80 °C.
25 The solution is stirred for 15 min and then left standing without stirring at room temperature overnight. The precipitate is separated by filtration, washed with isopropanol, and dried at 40 °C to give the (S)-1-phenylethylammonium (1S,2S)-2-(5-bromo-pyridin-2-yl)-cyclopropanecarboxylate (if the diastereomeric purity (de) of the ammonium salt is not sufficient the precipitate is again recrystallized from
30 isopropanol).

The carboxylate (2.79 g) is suspended in ethyl acetate (50 mL), and aqueous 4 M HCl solution (7.7 mL) is added. The mixture is stirred until all solid is dissolved. The organic phase is separated and washed with 4 M HCl solution, water, and brine. The organic phase is dried (MgSO₄) and concentrated to give a batch of (1*S*,2*S*)-2-(5-bromo-pyridin-2-yl)-cyclopropanecarboxylic acid. The aqueous phase is freeze-dried and then chromatographed on silica gel (MPLC, dichloromethane/methanol) to give another batch of (1*S*,2*S*)-2-(5-bromo-pyridin-2-yl)-cyclopropanecarboxylic acid.

Intermediate 4

10 (*R*)-4-[2,6-Dimethyl-4-(2-methyl-2H-tetrazol-5-yl)-phenyl]-indan-1-ylamine



Step 1: (*S*)-4-(4,4,5,5-Tetramethyl-[1,3,2]dioxaborolan-2-yl)-indan-1-ol

Potassium acetate (2.0 g) is added to a flask charged with a stir bar, (*S*)-4-bromoindan-1-ol (2.5 g; for preparation see WO2013/144098), bis(pinacolato)diboron (3.3 g), and 1,4-dioxane (50 mL) at room temperature. The mixture is purged with Ar for 5 min prior to the addition of 1,1'-bis(diphenylphosphino)ferrocenedichloropalladium(II) (0.4 g). The mixture is stirred at 100 °C overnight. After cooling to room temperature, the mixture is diluted with ethyl acetate and washed with aqueous NH₄Cl solution and brine and dried (MgSO₄). The solvent is evaporated, and the residue is

chromatographed on silica gel (petrol ether/ethyl acetate) to give the title compound. Mass spectrum (ESI⁺): m/z = 243 [M-OH]⁺.

Step 2: (S)-4-[2,6-Dimethyl-4-(2-methyl-2H-tetrazol-5-yl)-phenyl]-indan-1-ol

Dicyclohexyl-(2',6'-dimethoxy-biphenyl-2-yl)-phosphane (SPhos, 30 mg) and K₃PO₄ (2 M in water, 0.8 mL) are added to a flask charged with a stir bar, (S)-4-(4,4,5,5-tetramethyl-[1,3,2]dioxaborolan-2-yl)-indan-1-ol (0.10 g), 5-(4-bromo-3,5-dimethyl-phenyl)-2-methyl-2H-tetrazole (0.12 g; for preparation see WO2013/144097), and toluene (2 mL) at room temperature. The mixture is purged with Ar for 5 min prior to the addition of palladium(II) acetate (8 mg). The mixture is stirred at 100 °C for 1 h. After cooling to room temperature, the mixture is diluted with diethyl ether and washed with aqueous NH₄Cl solution and dried (MgSO₄). The solvent is evaporated, and the residue is chromatographed on silica gel (petrol ether/ethyl acetate) to give the title compound. Mass spectrum (ESI⁺): m/z = 321 [M+H]⁺.

Step 3: 2-((R)-4-[2,6-Dimethyl-4-(2-methyl-2H-tetrazol-5-yl)-phenyl]-indan-1-yl)-isoindole-1,3-dione

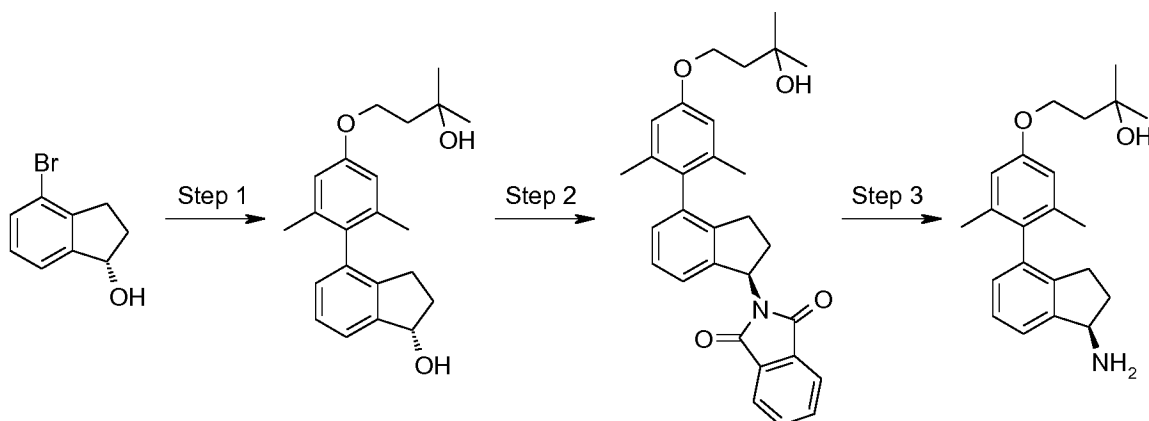
Di-*tert*-butyl-azodicarboxylate (0.70 g) is added to a flask charged with a stir bar, (S)-4-[2,6-dimethyl-4-(2-methyl-2H-tetrazol-5-yl)-phenyl]-indan-1-ol (0.72 g), phthalimide (0.37 g), tri-*n*-butyl-phosphine (0.67 g), and tetrahydrofuran (10 mL) chilled in an ice bath. The ice bath is removed, and the mixture is stirred at room temperature overnight. The mixture is diluted with ethyl acetate and washed with aqueous NaHCO₃ solution and dried (MgSO₄). The solvent is evaporated, and the residue is chromatographed on silica gel (petrol ether/ethyl acetate) to give the title compound. Mass spectrum (ESI⁺): m/z = 450 [M+H]⁺.

Step 4: (R)-4-[2,6-Dimethyl-4-(2-methyl-2H-tetrazol-5-yl)-phenyl]-indan-1-ylamine

Hydrazine hydrate (0.83 g) is added to a flask charged with a stir bar, 2-((R)-4-[2,6-dimethyl-4-(2-methyl-2H-tetrazol-5-yl)-phenyl]-indan-1-yl)-isoindole-1,3-dione (0.81 g), and methanol (5 mL) at room temperature. The mixture is stirred at room temperature overnight. The mixture is diluted with ethyl acetate and filtered. The solvent is evaporated, and the residue is purified by HPLC on reversed phase (acetonitrile, water, ammonia) to give the title compound. Mass spectrum (ESI⁺): m/z = 303 [M-NH₂]⁺.

Intermediate 5

4-[4-((R)-1-Amino-indan-4-yl)-3,5-dimethyl-phenoxy]-2-methyl-butan-2-ol



Step 1: (S)-4-[4-(3-Hydroxy-3-methyl-butoxy)-2,6-dimethyl-phenyl]-indan-1-ol

The title compound is prepared from (S)-4-bromo-indan-1-ol (for preparation see WO2013/144098) and 4-(3-hydroxy-3-methyl-butoxy)-2,6-dimethyl-phenylboronic acid (for preparation see WO2015/44073) following a procedure analogous to that described in Step 2 of Intermediate 4. Mass spectrum (ESI⁺): m/z = 323 [M-NH₂]⁺.

Step 2: 2-[(R)-4-[4-(3-Hydroxy-3-methyl-butoxy)-2,6-dimethyl-phenyl]-indan-1-yl]-isoindole-1,3-dione

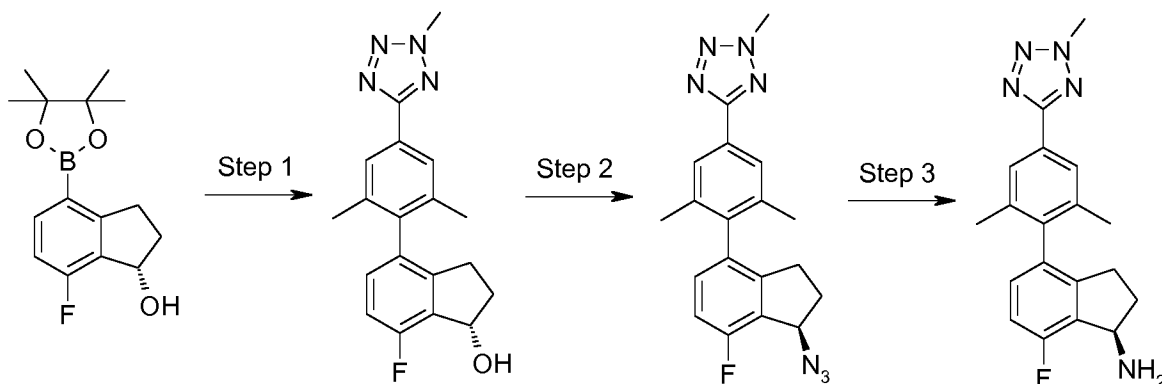
The title compound is prepared from (S)-4-[4-(3-hydroxy-3-methyl-butoxy)-2,6-dimethyl-phenyl]-indan-1-ol and phthalimide following a procedure analogous to that described in Step 3 of Intermediate 4. Mass spectrum (ESI⁺): m/z = 452 [M-NH₂]⁺.

Step 3: 4-[4-[(R)-1-Amino-indan-4-yl]-3,5-dimethyl-phenoxy]-2-methyl-butan-2-ol

The title compound is prepared from 2-[(R)-4-[4-(3-hydroxy-3-methyl-butoxy)-2,6-dimethyl-phenyl]-indan-1-yl]-isoindole-1,3-dione following a procedure analogous to that described in Step 4 of Intermediate 4. Mass spectrum (ESI⁺): m/z = 323 [M-NH₂]⁺.

Intermediate 6

(R)-4-[2,6-Dimethyl-4-(2-methyl-2H-tetrazol-5-yl)-phenyl]-7-fluoro-indan-1-ylamine



Step 1: (S)-4-[2,6-Dimethyl-4-(2-methyl-2H-tetrazol-5-yl)-phenyl]-7-fluoro-indan-1-ol

The title compound is prepared from (S)-4-(4,4,5,5-tetramethyl-[1,3,2]dioxaborolan-2-yl)-7-fluoro-indan-1-ol (is obtained from (S)-4-bromo-7-fluoro-indan-1-ol employing the procedure described in Step 1 of Intermediate 4) and 5-(4-bromo-3,5-dimethyl-phenyl)-2-methyl-2H-tetrazole following a procedure analogous to that described in

Step 2: 5-[4-((R)-1-Azido-7-fluoro-indan-4-yl)-3,5-dimethyl-phenyl]-2-methyl-2H-tetrazole

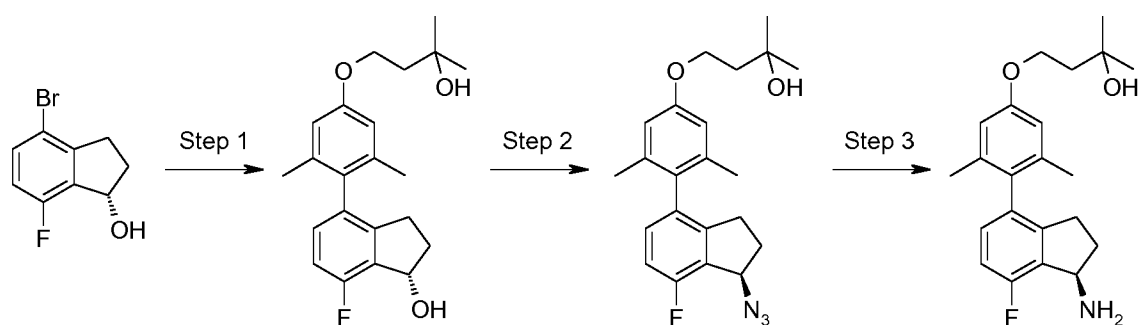
Diphenylphosphoryl azide (2.3 mL) is added over a period of 2 h to a flask charged with a stir bar, (S)-4-[2,6-dimethyl-4-(2-methyl-2H-tetrazol-5-yl)-phenyl]-7-fluoro-indan-1-ol (3.45 g), 1,8-diazabicyclo[5.4.0]undec-7-ene (2.35 mL), and toluene (75 mL) chilled in an ice bath. The cooling bath is removed, and the mixture is stirred at room temperature overnight. The mixture is diluted with ethyl acetate and washed with water and brine and dried (Na₂SO₄). The solvent is evaporated, and the residue is chromatographed on silica gel (cyclohexane/ethyl acetate 9:1→3:2) to give the title compound. Mass spectrum (ESI⁺): m/z = 364 [M+H]⁺.

Step 3: (R)-4-[2,6-Dimethyl-4-(2-methyl-2H-tetrazol-5-yl)-phenyl]-7-fluoro-indan-1-ylamine

A flask charged with 5-[4-((R)-1-azido-7-fluoro-indan-4-yl)-3,5-dimethyl-phenyl]-2-methyl-2H-tetrazole (2.33 g), 10% palladium on carbon (0.4 g), and ethanol (75 mL) is shaken under hydrogen atmosphere (3 bar) at room temperature for 7 h. The mixture is filtered, and the filtrate is concentrated to give the title compound. Mass spectrum (ESI⁺): m/z = 338 [M+H]⁺.

Intermediate 7

4-[4-((R)-1-Amino-7-fluoro-indan-4-yl)-3,5-dimethyl-phenoxy]-2-methyl-butan-2-ol



Step 1: (S)-7-Fluoro-4-[4-(3-hydroxy-3-methyl-butoxy)-2,6-dimethyl-phenyl]-indan-1-ol

The title compound is prepared from (S)-4-bromo-7-fluoro-indan-1-ol (for preparation see WO2013/144097) and 4-(3-hydroxy-3-methyl-butoxy)-2,6-dimethyl-phenylboronic acid (for preparation see WO2015/44073) following a procedure analogous to that described in Step 2 of Intermediate 4. Mass spectrum (ESI⁺): m/z = 341 [M-OH]⁺.

Step 2: 4-[4-((R)-1-Azido-7-fluoro-indan-4-yl)-3,5-dimethyl-phenoxy]-2-methyl-butan-2-ol

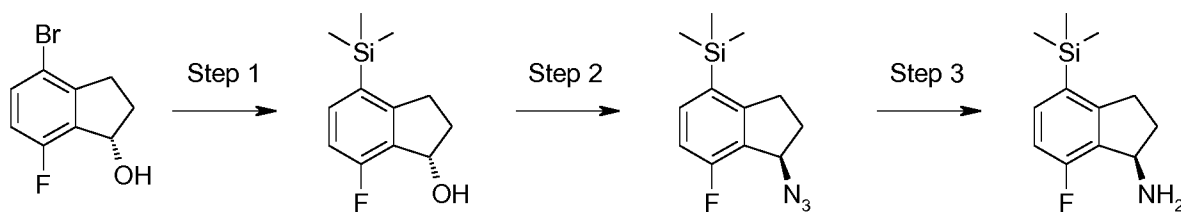
The title compound is prepared from (S)-7-fluoro-4-[4-(3-hydroxy-3-methyl-butoxy)-2,6-dimethyl-phenyl]-indan-1-ol following a procedure analogous to that described in Step 2 of Intermediate 6. Mass spectrum (ESI⁺): m/z = 406 [M+Na]⁺.

Step 3: 4-[4-((R)-1-Amino-7-fluoro-indan-4-yl)-3,5-dimethyl-phenoxy]-2-methyl-butan-2-ol

The title compound is prepared from 4-[4-((R)-1-azido-7-fluoro-indan-4-yl)-3,5-dimethyl-phenoxy]-2-methyl-butan-2-ol following a procedure analogous to that described in Step 3 of Intermediate 6. Mass spectrum (ESI⁺): m/z = 341 [M-NH₂]⁺.

Intermediate 8

(R)-7-Fluoro-4-trimethylsilyl-indan-1-ylamine



Step 1: (S)-7-Fluoro-4-trimethylsilyl-indan-1-ol

n-Butyl lithium (1.6 mol/L in hexanes; 60 mL) is added dropwise to a flask charged with a stir bar, (S)-4-bromo-7-fluoro-indan-1-ol (10.0 g), and tetrahydrofuran (80 mL) cooled to -75 °C. The mixture is stirred below -70 °C for 45 min prior to the addition of chlorotrimethylsilane (12 mL). The mixture is warmed to room temperature overnight. The mixture is cooled to -50 °C, treated with 4 M aqueous HCl solution (25 mL), and warmed to room temperature. The mixture is concentrated, and the residue is chromatographed on silica gel (cyclohexane/ethyl acetate 3:1→2:3) to give the title compound. Mass spectrum (ESI⁺): m/z = 207 [M-OH]⁺.

Step 2: ((R)-1-Azido-7-fluoro-indan-4-yl)-trimethyl-silane

30

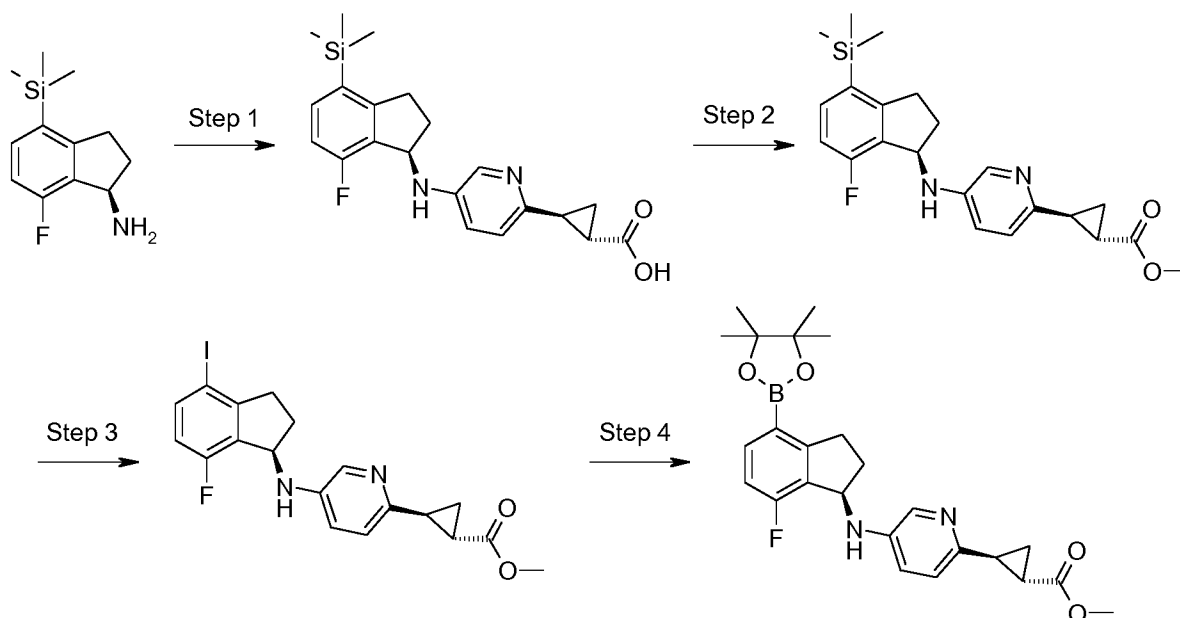
The title compound is prepared from (*S*)-7-fluoro-4-trimethylsilyl-indan-1-ol following a procedure analogous to that described in Step 2 of Intermediate 6. Mass spectrum (ESI⁺): $m/z = 207$ [M-N₃]⁺.

Step 3: (*R*)-7-Fluoro-4-trimethylsilyl-indan-1-ylamine

- 5 The title compound is prepared from ((*R*)-1-azido-7-fluoro-indan-4-yl)-trimethyl-silane following a procedure analogous to that described in Step 3 of Intermediate 6. Mass spectrum (ESI⁺): $m/z = 224$ [M+H]⁺.

Intermediate 9

- 10 (1*S*,2*S*)-2-[5-[(*R*)-7-Fluoro-4-(4,4,5,5-tetramethyl-[1,3,2]dioxaborolan-2-yl)-indan-1-ylamino]-pyridin-2-yl]-cyclopropanecarboxylic acid methyl ester



Step 1: (1*S*,2*S*)-2-[5-[(*R*)-7-Fluoro-4-trimethylsilyl-indan-1-ylamino)-pyridin-2-yl]-cyclopropanecarboxylic acid

- 15 The title compound is prepared from (1*S*,2*S*)-2-(5-bromo-pyridin-2-yl)-cyclopropanecarboxylic acid ethyl ester and (*R*)-7-fluoro-4-trimethylsilyl-indan-1-ylamine following a procedure analogous to that described for Example 4; the reaction is conducted at 100 °C instead of 85 °C, and the ester group is hydrolyzed under the conditions. Mass spectrum (ESI⁺): $m/z = 385$ [M+H]⁺.

- 20 **Step 2: (1*S*,2*S*)-2-[5-[(*R*)-7-Fluoro-4-trimethylsilyl-indan-1-ylamino)-pyridin-2-yl]-cyclopropanecarboxylic acid methyl ester**

(Trimethylsilyl)diazomethane (2 mol/L in hexane; 2.3 mL) is added to a mixture of (1*S*,2*S*)-2-[5-[(*R*)-7-fluoro-4-trimethylsilyl-indan-1-ylamino)-pyridin-2-yl]-

cyclopropanecarboxylic acid (0.90 g), methanol (10 mL), and dichloromethane (30 mL) chilled in an ice bath. The mixture is stirred for 15 min in the cooling bath and then at ambient temperature for 30 min. The mixture is concentrated, and the residue is chromatographed on silica gel (cyclohexane/ethyl acetate 50:1→3:1) to give the title compound. Mass spectrum (ESI⁺): m/z = 399 [M+H]⁺.

Alternatively, the title compound is obtained from (*R*)-7-fluoro-4-trimethylsilyl-indan-1-ylamine and (1*S*,2*S*)-2-(5-bromo-pyridin-2-yl)-cyclopropanecarboxylic acid methyl ester employing CuI, 2-(2,6-dimethylphenylamino)-2-oxoacetic acid, K₃PO₄, and dimethylsulfoxide at 100 °C as described in Org. Lett. 2012, 14, 3056-9.

Step 3: (1*S*,2*S*)-2-[5-((*R*)-7-Fluoro-4-iodo-indan-1-ylamino)-pyridin-2-yl]-cyclopropanecarboxylic acid methyl ester

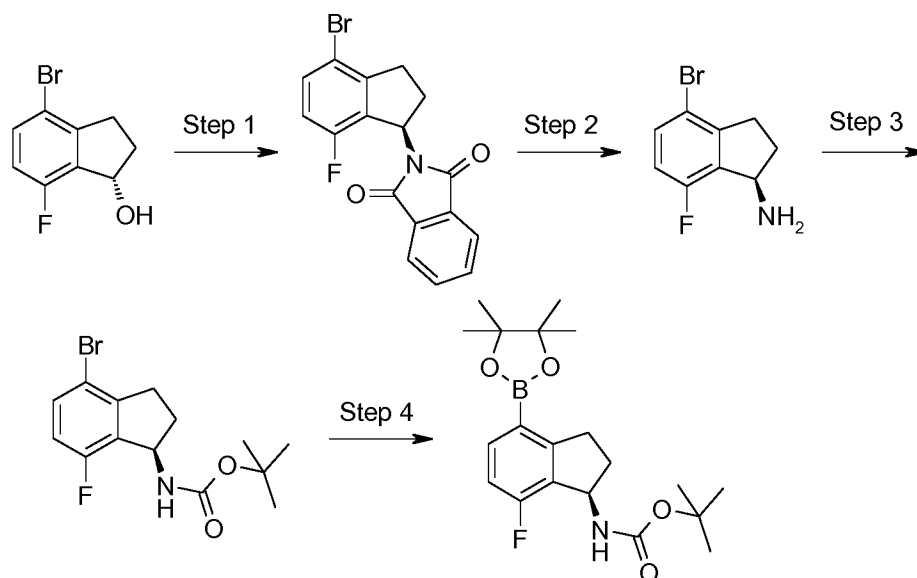
Iodine monochloride (1 mol/L in dichloromethane; 8 mL) is added to (1*S*,2*S*)-2-[5-((*R*)-7-fluoro-4-trimethylsilyl-indan-1-ylamino)-pyridin-2-yl]-cyclopropanecarboxylic acid methyl ester (1.60 g) in dichloromethane (10 mL) chilled in an ice bath. The solution is stirred in the cooling bath for 30 min. Aqueous 1 M NaHCO₃ solution is added, and the resulting mixture is extracted with ethyl acetate. The combined extract is washed with water, saturated aqueous Na₂S₂O₃ solution, and brine and dried (Na₂SO₄). The solvent is evaporated, and the residue is chromatographed on silica gel (cyclohexane/ethyl acetate 50:1→5:1) to give the title compound. Mass spectrum (ESI⁺): m/z = 453 [M+H]⁺.

Step 4: (1*S*,2*S*)-2-{5-[(*R*)-7-Fluoro-4-(4,4,5,5-tetramethyl-[1,3,2]dioxaborolan-2-yl)-indan-1-ylamino]-pyridin-2-yl}-cyclopropanecarboxylic acid methyl ester

The title compound is prepared from (1*S*,2*S*)-2-[5-((*R*)-7-fluoro-4-iodo-indan-1-ylamino)-pyridin-2-yl]-cyclopropanecarboxylic acid methyl ester following a procedure analogous to that described in Step 1 of Intermediate 4. Mass spectrum (ESI⁺): m/z = 453 [M+H]⁺.

Intermediate 10

((*R*)-4-Bromo-7-fluoro-indan-1-yl)-carbamic acid tert-butyl ester



Step 1: 2-((*R*)-4-Bromo-7-fluoro-indan-1-yl)-isoindole-1,3-dione

The title compound is prepared from (*S*)-4-bromo-7-fluoro-indan-1-ol and phthalimide following a procedure analogous to that described in Step 3 of Intermediate 4. Mass spectrum (ESI⁺): *m/z* = 360/362 (Br) [M+H]⁺.

Step 2: (*R*)-4-Bromo-7-fluoro-indan-1-ylamine

The title compound is prepared from 2-((*R*)-4-bromo-7-fluoro-indan-1-yl)-isoindole-1,3-dione following a procedure analogous to that described in Step 4 of Intermediate 4; the compound may be converted into the hydrogen chloride salt by treatment with HCl (5 mol/L in isopropanol) in ethyl acetate. Mass spectrum (ESI⁺): *m/z* = 230/232 (Br) [M+H]⁺.

Step 3: ((*R*)-4-Bromo-7-fluoro-indan-1-yl)-carbamic acid tert-butyl ester

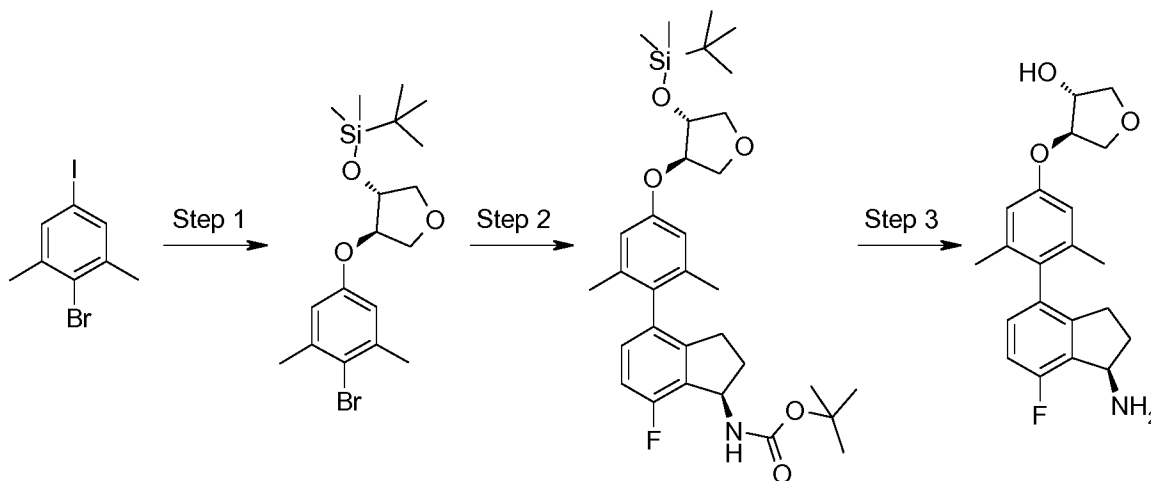
Triethylamine (9.3 mL) and di-tert-butyl dicarbonate (7.12 g) are added to a solution of the hydrogen chloride salt of (*R*)-4-bromo-7-fluoro-indan-1-ylamine (8.70 g) in tetrahydrofuran (100 mL) at room temperature. The solution is stirred at room temperature overnight. Water is added, and the resulting mixture is extracted with ethyl acetate. The combined extract is dried (MgSO₄) and concentrated to give the title compound. Mass spectrum (ESI⁺): *m/z* = 273/275 (Br) [M-*tert*-butyl]⁺.

Step 4: [(*R*)-7-Fluoro-4-(4,4,5,5-tetramethyl-[1,3,2]dioxaborolan-2-yl)-indan-1-yl]-carbamic acid tert-butyl ester

The title compound is prepared from ((*R*)-4-bromo-7-fluoro-indan-1-yl)-carbamic acid tert-butyl ester following a procedure analogous to that described in Step 1 of Intermediate 4. Mass spectrum (ESI⁺): *m/z* = 322 [M-*tert*-butyl]⁺.

Intermediate 11

(3*R*,4*R*)-4-[4-((*R*)-1-Amino-7-fluoro-indan-4-yl)-3,5-dimethyl-phenoxy]-tetrahydro-furan-3-ol



- 5 Step 1: [(3*R*,4*R*)-4-(4-Bromo-3,5-dimethyl-phenoxy)-tetrahydro-furan-3-yloxy]-tert-butyl-dimethyl-silane

CuI (0.12 g) and 1,10-phenanthroline (0.23 g) are added to a flask charged with a stir bar, 2-bromo-5-iodo-m-xylene (2.00 g), (3*R*,4*R*)-4-(tert-butyl-dimethyl-silanyloxy)-tetrahydrofuran-3-ol (1.72 g), Cs₂CO₃ (4.11 g), and toluene (10 mL) at room temperature. The mixture is stirred at 115 °C overnight. After cooling to room temperature, water is added, and the resulting mixture is extracted with ethyl acetate. The combined extract is washed with aqueous 1 M HCl solution and dried (MgSO₄). The solvent is evaporated, and the residue is chromatographed on silica gel (cyclohexane/ethyl acetate 49:1) to give the title compound. Mass spectrum (ESI⁺):
15 m/z = 401/403 (Br) [M+H]⁺.

Step 2: ((*R*)-4-{4-[(3*R*,4*R*)-4-(tert-Butyl-dimethyl-silanyloxy)-tetrahydro-furan-3-yloxy]-2,6-dimethyl-phenyl}-7-fluoro-indan-1-yl)-carbamic acid tert-butyl ester

A vial charged with a stir bar, [(3*R*,4*R*)-4-(4-bromo-3,5-dimethyl-phenoxy)-tetrahydro-furan-3-yloxy]-tert-butyl-dimethyl-silane (0.80 g), [(*R*)-7-fluoro-4-(4,4,5,5-tetramethyl-[1,3,2]dioxaborolan-2-yl)-indan-1-yl]-carbamic acid tert-butyl ester (0.64 g), K₃PO₄ (0.96 g), water (4.3 mL), and 1,4-dioxane (13 mL) is purged with Ar for 10 min. Bis(di-tert-butyl(4-dimethylaminophenyl)phosphine)dichloropalladium(II) (PdCl₂(Amphos)₂; 0.10 g) is added, and the mixture is stirred at 80 °C for 1 h. After cooling to room temperature, water is added, and the mixture is extracted with ethyl acetate. The
20

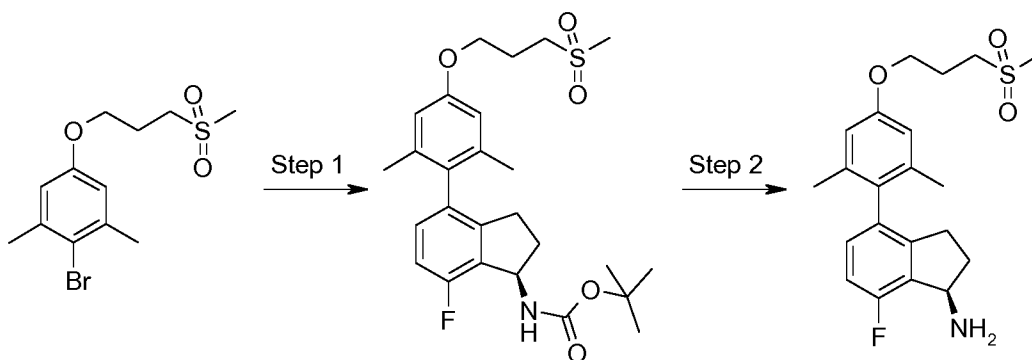
combined extract is dried (MgSO_4) and concentrated to give the crude product that is used as is in the next step. Mass spectrum (ESI^+): $m/z = 516$ $[\text{M}+\text{H}]^+$.

Step 3: (3*R*,4*R*)-4-[4-((*R*)-1-Amino-7-fluoro-indan-4-yl)-3,5-dimethyl-phenoxy]-tetrahydro-furan-3-ol

- 5 HCl solution (4 mol/L in 1,4-dioxane, 10 mL) is added to a solution of ((*R*)-4-{4-[(3*R*,4*R*)-4-(tert-butyl-dimethyl-silanyloxy)-tetrahydro-furan-3-yloxy]-2,6-dimethyl-phenyl}-7-fluoro-indan-1-yl)-carbamic acid tert-butyl ester (1.56 g) in 1,4-dioxane (5 mL) at room temperature. The solution is stirred at room temperature for 1 h and then concentrated. The residue is purified by HPLC (acetonitrile/water/trifluoroacetic acid)
- 10 to give the title compound. Mass spectrum (ESI^+): $m/z = 341$ $[\text{M}-\text{NH}_2]^+$.

Intermediate 12

(*R*)-7-Fluoro-4-[4-(3-methanesulfonyl-propoxy)-2,6-dimethyl-phenyl]-indan-1-ylamine

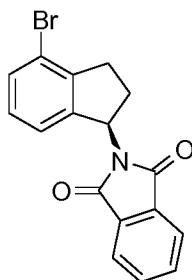


- 15 **Step 1:** {(*R*)-7-Fluoro-4-[4-(3-methanesulfonyl-propoxy)-2,6-dimethyl-phenyl]-indan-1-yl}-carbamic acid tert-butyl ester

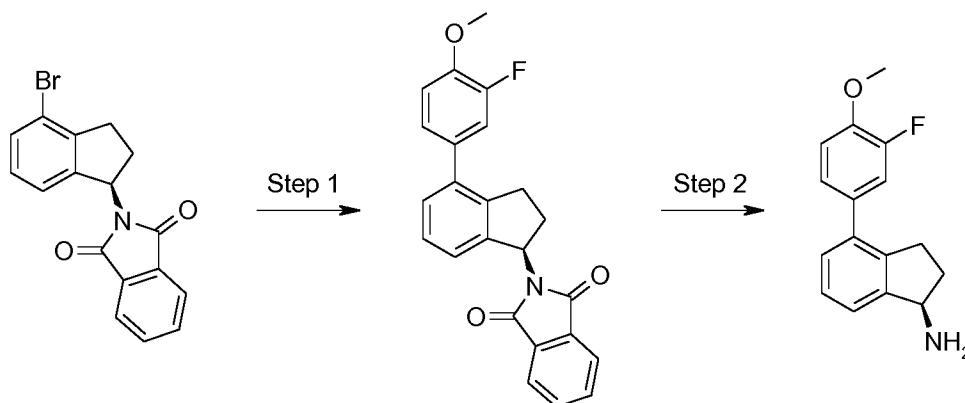
The title compound is prepared from 2-bromo-5-(3-methanesulfonyl-propoxy)-1,3-dimethyl-benzene (for preparation see WO2013/178575) and [(*R*)-7-fluoro-4-(4,4,5,5-tetramethyl-[1,3,2]dioxaborolan-2-yl)-indan-1-yl]-carbamic acid tert-butyl ester following a procedure analogous to that described in Step 2 of Intermediate 11. Mass spectrum (ESI^+): $m/z = 436$ $[\text{M}-\text{tert-butyl}]^+$.

- 20 **Step 2:** (*R*)-7-Fluoro-4-[4-(3-methanesulfonyl-propoxy)-2,6-dimethyl-phenyl]-indan-1-ylamine

The title compound is prepared from {(*R*)-7-fluoro-4-[4-(3-methanesulfonyl-propoxy)-2,6-dimethyl-phenyl]-indan-1-yl}-carbamic acid tert-butyl ester following a procedure analogous to that described in Step 3 of Intermediate 11. Mass spectrum (ESI^+): $m/z = 375$ $[\text{M}-\text{NH}_2]^+$.

Intermediate 132-((*R*)-4-Bromo-indan-1-yl)-isoindole-1,3-dione

The title compound is prepared from (*S*)-4-bromo-indan-1-ol following a procedure
 5 analogous to that described in Step 3 of Intermediate 4. Mass spectrum (ESI⁺): *m/z* =
 342/344 (Br) [M+H]⁺.

Intermediate 14(*R*)-4-(3-Fluoro-4-methoxy-phenyl)-indan-1-ylamineStep 1: 2-[(*R*)-4-(3-Fluoro-4-methoxy-phenyl)-indan-1-yl]-isoindole-1,3-dione

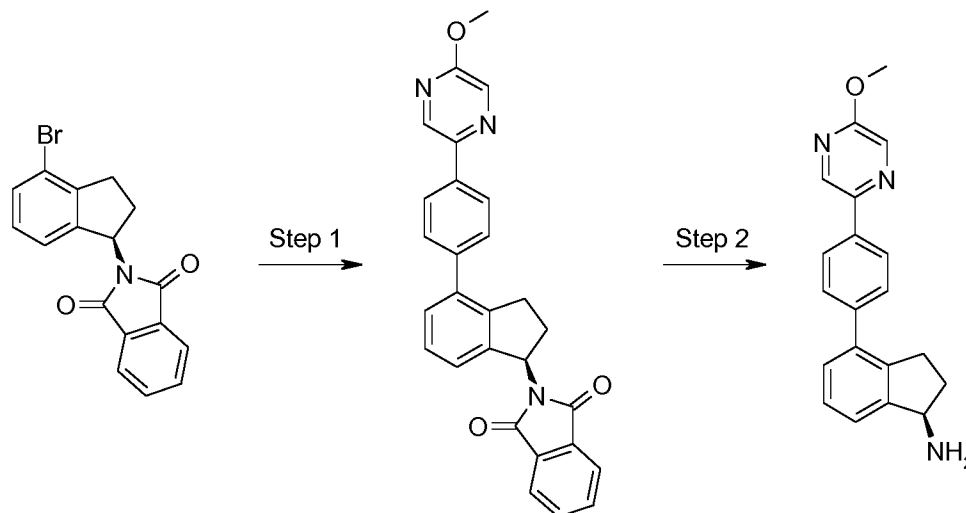
A vial charged with a stir bar, 2-((*R*)-4-bromo-indan-1-yl)-isoindole-1,3-dione (0.50 g),
 3-fluoro-4-methoxy-phenylboronic acid (0.28 g), dicyclohexyl-(2',6'-dimethoxy-
 biphenyl-2-yl)-phosphane (30 mg), K₃PO₄ (2 mol/L in water, 4.5 mL), and toluene (10
 15 mL) is purged with Ar for 10 min. Pd(OAc)₂ (8 mg) is added, and the mixture is stirred
 at 110 °C for 30 min. After cooling to room temperature, the mixture is filtered over
 Celite, and the filtrate is extracted with ethyl acetate. The combined extract is washed
 with aqueous 1 M H₃PO₄ solution and brine, dried (MgSO₄), and concentrated to give
 the crude product that is used as is in the next step. Mass spectrum (ESI⁺): *m/z* =
 20 388 [M+H]⁺.

Step 2: (*R*)-4-(3-Fluoro-4-methoxy-phenyl)-indan-1-ylamine

The title compound is prepared from 2-[(*R*)-4-(3-fluoro-4-methoxy-phenyl)-indan-1-yl]-isoindole-1,3-dione following a procedure analogous to that described in Step 4 of Intermediate 4. Mass spectrum (ESI⁺): $m/z = 241$ [M-NH₂]⁺.

5 Intermediate 15

(*R*)-4-[4-(5-Methoxy-pyrazin-2-yl)-phenyl]-indan-1-ylamine



Step 1: 2-[(*R*)-4-[4-(5-Methoxy-pyrazin-2-yl)-phenyl]-indan-1-yl]-isoindole-1,3-dione

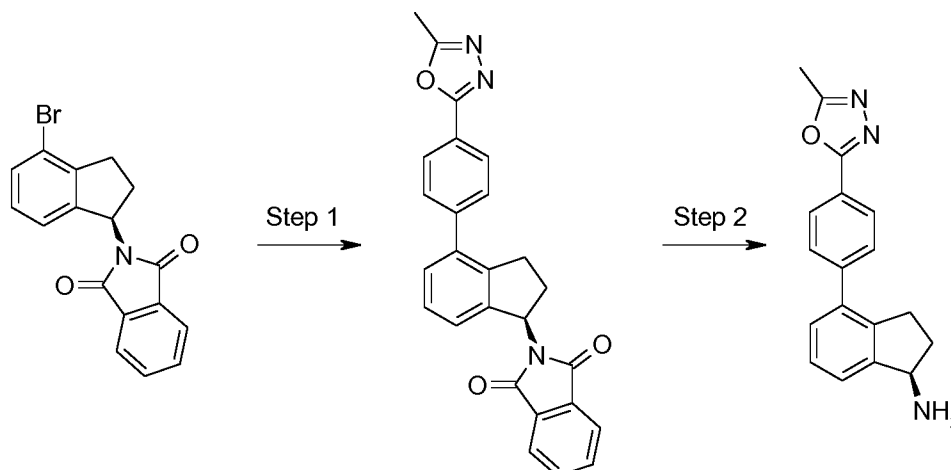
The title compound is prepared from 2-[(*R*)-4-bromo-indan-1-yl]-isoindole-1,3-dione and 4-(5-methoxy-pyrazin-2-yl)-phenylboronic acid following a procedure analogous to that described in Step 1 of Intermediate 14. Mass spectrum (ESI⁺): $m/z = 448$ [M+H]⁺.

Step 2: (*R*)-4-[4-(5-Methoxy-pyrazin-2-yl)-phenyl]-indan-1-ylamine

The title compound is prepared from 2-[(*R*)-4-[4-(5-methoxy-pyrazin-2-yl)-phenyl]-indan-1-yl]-isoindole-1,3-dione following a procedure analogous to that described in Step 4 of Intermediate 4. Mass spectrum (ESI⁺): $m/z = 301$ [M-NH₂]⁺.

Intermediate 16

(*R*)-4-[4-(5-Methyl-[1,3,4]oxadiazol-2-yl)-phenyl]-indan-1-ylamine



Step 1: 2-[(*R*)-4-[4-(5-Methyl-[1,3,4]oxadiazol-2-yl)-phenyl]-indan-1-yl]-isoindole-1,3-dione

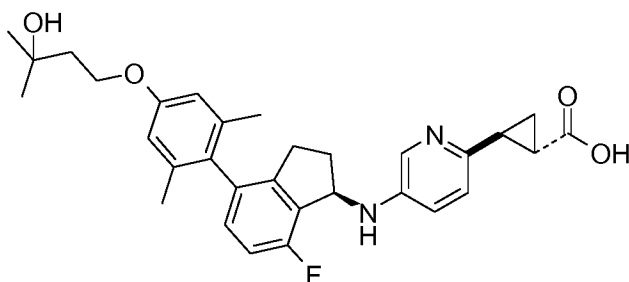
The title compound is prepared from 2-[(*R*)-4-bromo-indan-1-yl]-isoindole-1,3-dione and 4-(5-methyl-1,3,4-oxadiazol-2-yl)-phenylboronic acid following a procedure analogous to that described in Step 1 of Intermediate 14. Mass spectrum (ESI⁺): m/z = 422 [M+H]⁺.

Step 2: (*R*)-4-[4-(5-Methyl-[1,3,4]oxadiazol-2-yl)-phenyl]-indan-1-ylamine

The title compound is prepared from 2-[(*R*)-4-[4-(5-methyl-[1,3,4]oxadiazol-2-yl)-phenyl]-indan-1-yl]-isoindole-1,3-dione following a procedure analogous to that described in Step 4 of Intermediate 4. Mass spectrum (ESI⁺): m/z = 275 [M-NH₂]⁺.

Example 1

trans-2-(5-[(*R*)-7-Fluoro-4-[4-(3-hydroxy-3-methyl-butoxy)-2,6-dimethyl-phenyl]-indan-1-ylamino]-pyridin-2-yl)-cyclopropanecarboxylic acid (ca. 1:1 mixture of *trans*-diastereomers with respect to cyclopropane)

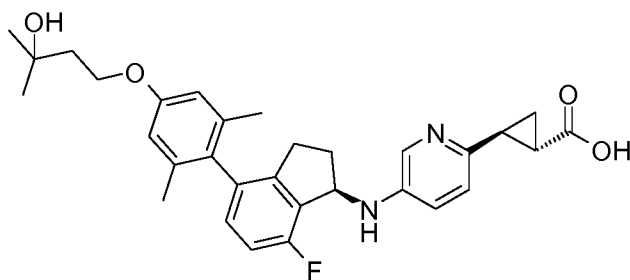


A vial charged with a stir bar, sodium *tert*-butoxide (0.29 g), 4-[4-[(*R*)-1-amino-7-fluoro-indan-4-yl]-3,5-dimethyl-phenoxy]-2-methyl-butan-2-ol (0.43 g), *trans*-2-(5-bromo-pyridin-2-yl)-cyclopropanecarboxylic acid ethyl ester (0.32 g), and 1,4-dioxane (5 mL) is purged with Ar for 5 min. Chloro[2-(dicyclohexylphosphino)-3,6-dimethoxy-

2',4',6'-triisopropyl-1,1'-biphenyl][2-(2-aminoethyl)phenyl]palladium(II) (BRETTPHOS Pd G1 methyl-*tert*-butyl ether adduct; 48 mg) is added, and the mixture is stirred at 100 °C for 2 h. After cooling to room temperature, aqueous KOH solution (4 mol/L, 0.4 mL) is added, and the mixture is stirred at 50 °C overnight. The mixture is filtered, and the filtrate is chromatographed (HPLC, acetonitrile, water and trifluoroacetic acid as eluent) to give the title compound as trifluoroacetic acid salt that can be freed from trifluoroacetic acid employing standard procedures. LC (method 1): t_R = 0.92 min; Mass spectrum (ESI⁻): m/z = 517 [M-H]⁻.

Example 2

(1S,2S)-2-(5-((*R*)-7-Fluoro-4-[4-(3-hydroxy-3-methyl-butoxy)-2,6-dimethyl-phenyl]-indan-1-ylamino)-pyridin-2-yl)-cyclopropanecarboxylic acid



A flask charged with a stir bar, 4-[4-((*R*)-1-amino-7-fluoro-indan-4-yl)-3,5-dimethyl-phenoxy]-2-methyl-butan-2-ol (3.90 g), (1S,2S)-2-(5-bromo-pyridin-2-yl)-cyclopropanecarboxylic acid (2.74 g), and toluene (120 mL) is purged with Ar for 15 min. Chloro[2-(dicyclohexylphosphino)-3,6-dimethoxy-2',4',6'-triisopropyl-1,1'-biphenyl][2-(2-aminoethyl)phenyl]palladium(II) (BRETTPHOS Pd G1 methyl-*tert*-butyl ether adduct; 0.88 g), 2-(dicyclohexylphosphino)-3,6-dimethoxy-2',4',6'-triisopropyl-1,1'-biphenyl (0.58 g), and sodium *tert*-butoxide (5.48 g) are added, and the mixture is stirred at 100 °C for 75 min. After cooling to room temperature, ethyl acetate, water, and acetic acid (3.1 mL) are added, and the mixture is vigorously stirred for 10 min. The aqueous phase (pH value ca. 4) is separated and discarded, and water and aqueous 2 M NaHCO₃ solution (16.5 mL) is added to the organic phase. After vigorous stirring for 10 min, the organic phase is separated and discarded, and the aqueous phase (pH value ca. 10) is freed from residues of ethyl acetate by evaporation. The aqueous phase is chilled in an ice bath, and acetic acid (3.1 mL) is added with stirring. The mixture is stirred overnight, and the precipitate is separated by filtration and washed with water. The precipitate is taken up in ethyl acetate and

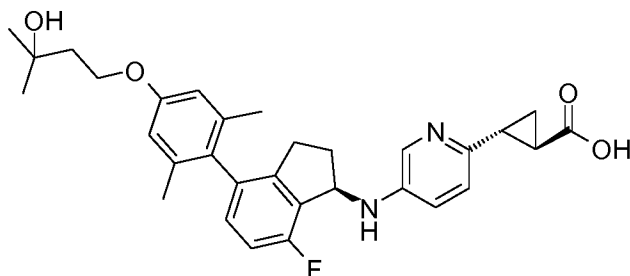
dried (MgSO_4), and the solvent is evaporated to give the title compound. In case the title compound is not sufficiently pure after this procedure, the product is additionally chromatographed on silica gel. LC (method 1): $t_R = 0.92$ min; Mass spectrum (ESI⁻): $m/z = 517$ [M-H]⁻.

- 5 Alternatively, the title compound is obtained after chromatographic resolution of the diastomeric mixture of *trans*-2-(5-((*R*)-7-fluoro-4-[4-(3-hydroxy-3-methyl-butoxy)-2,6-dimethyl-phenyl]-indan-1-ylamino)-pyridin-2-yl)-cyclopropanecarboxylic acid (ca. 1:1 mixture of *trans*-diastereomers with respect to cyclopropane) employing supercritical fluid chromatography on chiral phase (column: Amylose SA (YMC), 5
10 μm , 250 mm x 20 mm; eluent: scCO_2 /isopropanol 75:25, 60 mL/min, 40 °C, 150 bar):
(1*S*,2*S*)-2-(5-((*R*)-7-Fluoro-4-[4-(3-hydroxy-3-methyl-butoxy)-2,6-dimethyl-phenyl]-indan-1-ylamino)-pyridin-2-yl)-cyclopropanecarboxylic acid: $t_R = 6.90$ min
(1*R*,2*R*)-2-(5-((*R*)-7-Fluoro-4-[4-(3-hydroxy-3-methyl-butoxy)-2,6-dimethyl-phenyl]-indan-1-ylamino)-pyridin-2-yl)-cyclopropanecarboxylic acid: $t_R = 7.89$ min.

15

Example 3

(1*R*,2*R*)-2-(5-((*R*)-7-Fluoro-4-[4-(3-hydroxy-3-methyl-butoxy)-2,6-dimethyl-phenyl]-indan-1-ylamino)-pyridin-2-yl)-cyclopropanecarboxylic acid

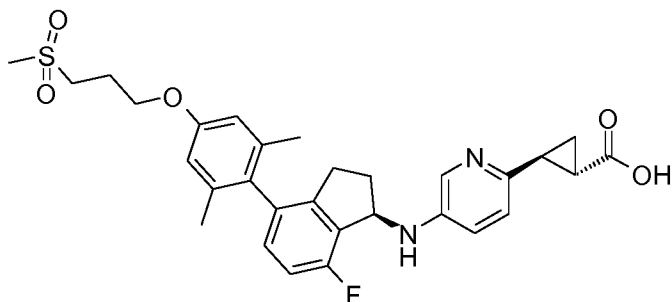


- 20 The title compound is obtained after chromatographic resolution of the diastomeric mixture of *trans*-2-(5-((*R*)-7-fluoro-4-[4-(3-hydroxy-3-methyl-butoxy)-2,6-dimethyl-phenyl]-indan-1-ylamino)-pyridin-2-yl)-cyclopropanecarboxylic acid (ca. 1:1 mixture of *trans*-diastereomers with respect to cyclopropane) employing supercritical fluid chromatography on chiral phase (column: Amylose SA (YMC), 5 μm , 250 mm x 20
25 mm; eluent: scCO_2 /isopropanol 75:25, 60 mL/min, 40 °C, 150 bar):
(1*S*,2*S*)-2-(5-((*R*)-7-Fluoro-4-[4-(3-hydroxy-3-methyl-butoxy)-2,6-dimethyl-phenyl]-indan-1-ylamino)-pyridin-2-yl)-cyclopropanecarboxylic acid: $t_R = 6.90$ min
(1*R*,2*R*)-2-(5-((*R*)-7-Fluoro-4-[4-(3-hydroxy-3-methyl-butoxy)-2,6-dimethyl-phenyl]-indan-1-ylamino)-pyridin-2-yl)-cyclopropanecarboxylic acid: $t_R = 7.89$ min.

Mass spectrum (ESI⁻): m/z = 517 [M-H]⁻.

Example 4

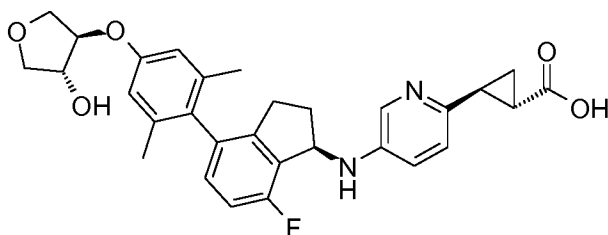
(1S,2S)-2-(5-((*R*)-7-Fluoro-4-[4-(3-methanesulfonyl-propoxy)-2,6-dimethyl-phenyl]-indan-1-ylamino)-pyridin-2-yl)-cyclopropanecarboxylic acid



A vial charged with a stir bar, (*R*)-7-fluoro-4-[4-(3-methanesulfonyl-propoxy)-2,6-dimethyl-phenyl]-indan-1-ylamine (125 mg), (1*S*,2*S*)-2-(5-bromo-pyridin-2-yl)-cyclopropanecarboxylic acid (77 mg), and 1,4-dioxane (3 mL) is purged with Ar for 10 min. Sodium *tert*-butoxide (184 mg) and chloro[2-(dicyclohexylphosphino)-3,6-dimethoxy-2',4',6'-triisopropyl-1,1'-biphenyl][2-(2-aminoethyl)phenyl]palladium(II) (BRETTPHOS Pd G1 methyl-*tert*-butyl ether adduct; 13 mg) are added, and the mixture is stirred at 85 °C for 30 min. After cooling to room temperature, the mixture is filtered, the filtrate is diluted with a mixture of methanol, tetrahydrofuran, and triethylamine and submitted to HPLC (acetonitrile, water, and ammonia as eluent) to give the title compound. LC (method 1): t_R = 0.88 min; Mass spectrum (ESI⁻): m/z = 551 [M-H]⁻.

Example 5

(1S,2S)-2-(5-((*R*)-7-Fluoro-4-[4-((3*R*,4*R*)-4-hydroxy-tetrahydro-furan-3-yloxy)-2,6-dimethyl-phenyl]-indan-1-ylamino)-pyridin-2-yl)-cyclopropanecarboxylic acid

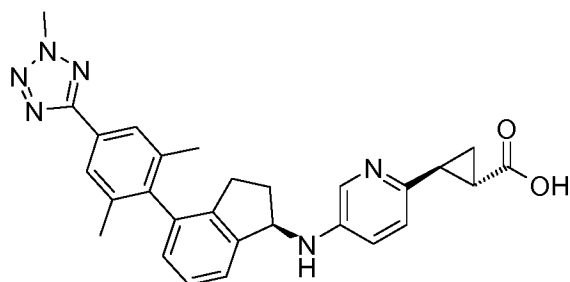


The title compound is prepared from (1*S*,2*S*)-2-(5-bromo-pyridin-2-yl)-cyclopropanecarboxylic acid and (3*R*,4*R*)-4-[4-((*R*)-1-amino-7-fluoro-indan-4-yl)-3,5-dimethyl-phenoxy]-tetrahydro-furan-3-ol following a procedure analogous to that

described for Example 4. LC (method 1): t_R = 0.85 min; Mass spectrum (ESI^+): m/z = 519 $[M+H]^+$.

Example 6

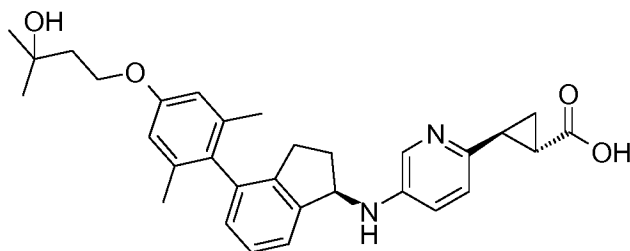
- 5 (1S,2S)-2-(5-((R)-4-[2,6-Dimethyl-4-(2-methyl-2H-tetrazol-5-yl)-phenyl]-indan-1-ylamino)-pyridin-2-yl)-cyclopropanecarboxylic acid



- A vial charged with a stir bar, (R)-4-[2,6-dimethyl-4-(2-methyl-2H-tetrazol-5-yl)-phenyl]-indan-1-ylamine (75 mg), (1S,2S)-2-(5-bromo-pyridin-2-yl)-cyclopropane-
10 carboxylic acid (60 mg), and 2-methylbutan-2-ol (2 mL) is purged with Ar for 10 min. Chloro[2-(dicyclohexylphosphino)-3,6-dimethoxy-2',4',6'-triisopropyl-1,1'-biphenyl][2-(2-aminoethyl)phenyl]palladium(II) (BRETTPHOS Pd G1 methyl-*tert*-butyl ether adduct; 9 mg) and sodium *tert*-pentoxide (100 mg) are added, and the mixture is stirred at 85 °C for 90 min. After cooling to room temperature, the mixture is diluted
15 with tetrahydrofuran and acetic acid (50 μ L) and filtered. The filtrate is submitted to HPLC (acetonitrile, water, and trifluoroacetic acid as eluent) to give the title compound. LC (method 1): t_R = 0.90 min; Mass spectrum (ESI^+): m/z = 481 $[M+H]^+$.

Example 7

- 20 (1S,2S)-2-(5-((R)-4-[4-(3-Hydroxy-3-methyl-butoxy)-2,6-dimethyl-phenyl]-indan-1-ylamino)-pyridin-2-yl)-cyclopropanecarboxylic acid

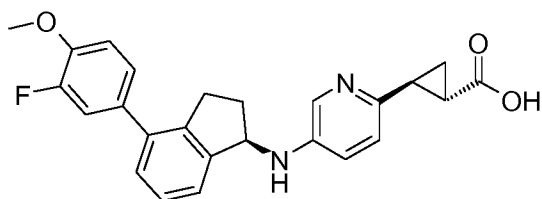


The title compound is prepared from (1S,2S)-2-(5-bromo-pyridin-2-yl)-cyclopropane-carboxylic acid and 4-[4-((R)-1-amino-indan-4-yl)-3,5-dimethyl-phenoxy]-2-methyl-

butan-2-ol following a procedure analogous to that described for Example 6. LC (method 1): $t_R = 0.91$ min; Mass spectrum (ESI⁺): $m/z = 501$ [M+H]⁺.

Example 8

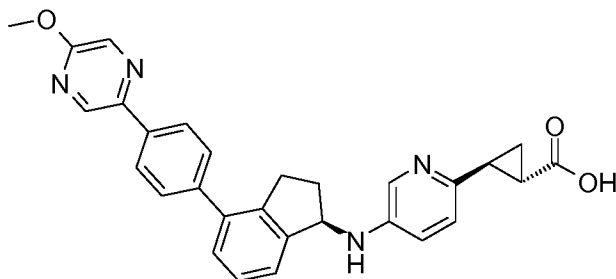
- 5 (1S,2S)-2-{5-[(R)-4-(3-Fluoro-4-methoxy-phenyl)-indan-1-ylamino]-pyridin-2-yl}-cyclopropanecarboxylic acid



- The title compound is prepared from (1S,2S)-2-(5-bromo-pyridin-2-yl)-cyclopropanecarboxylic acid and (R)-4-(3-fluoro-4-methoxy-phenyl)-indan-1-ylamine following a procedure analogous to that described for Example 6. LC (method 1): $t_R = 0.88$ min; Mass spectrum (ESI⁺): $m/z = 419$ [M+H]⁺.

Example 9

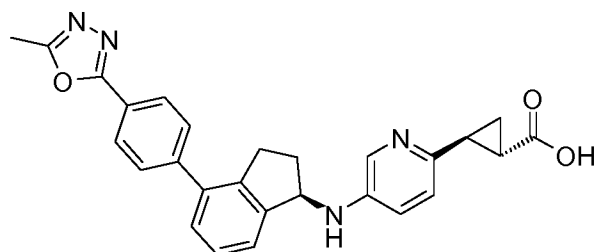
- 15 (1S,2S)-2-(5-{(R)-4-[4-(5-Methoxy-pyrazin-2-yl)-phenyl]-indan-1-ylamino}-pyridin-2-yl)-cyclopropanecarboxylic acid



- The title compound is prepared from (1S,2S)-2-(5-bromo-pyridin-2-yl)-cyclopropanecarboxylic acid and (R)-4-[4-(5-methoxy-pyrazin-2-yl)-phenyl]-indan-1-ylamine following a procedure analogous to that described for Example 6. LC (method 1): $t_R = 0.93$ min; Mass spectrum (ESI⁺): $m/z = 479$ [M+H]⁺.

Example 10

(1S,2S)-2-(5-{(R)-4-[4-(5-Methyl-[1,3,4]oxadiazol-2-yl)-phenyl]-indan-1-ylamino}-pyridin-2-yl)-cyclopropanecarboxylic acid



The title compound is prepared from (1S,2S)-2-(5-bromo-pyridin-2-yl)-cyclopropanecarboxylic acid and (R)-4-[4-(5-methyl-[1,3,4]oxadiazol-2-yl)-phenyl]-indan-1-ylamine following a procedure analogous to that described for Example 6. LC
 5 (method 1): $t_R = 0.84$ min; Mass spectrum (ESI⁺): $m/z = 453$ [M+H]⁺.

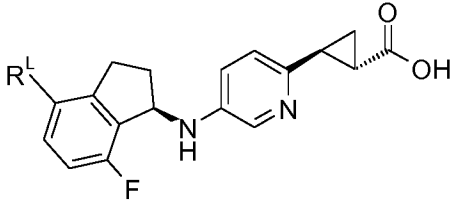
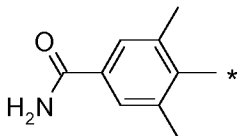
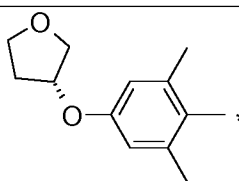
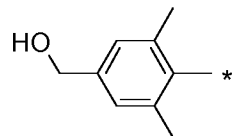
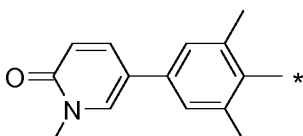
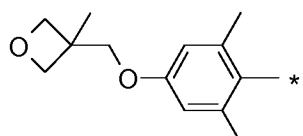
The following compounds compiled in the subsequent table may be obtained from (1S,2S)-2-{5-[(R)-7-fluoro-4-(4,4,5,5-tetramethyl-[1,3,2]dioxaborolan-2-yl)-indan-1-ylamino]-pyridin-2-yl}-cyclopropanecarboxylic acid methyl ester (or the corresponding
 10 boronic acid thereof) and the bromide (or chloride or iodide) of the respective coupling partner following the principal procedures described in Step 2 of Intermediate 4, Step 2 of Intermediate 11, and Step 1 of Intermediate 14 accompanied or followed by hydrolysis of the ester group.

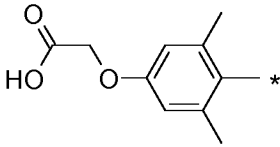
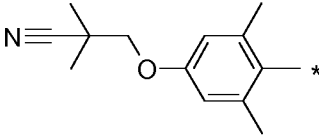
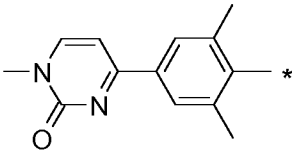
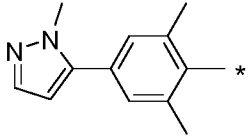
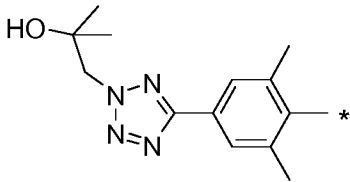
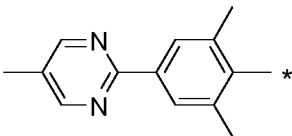
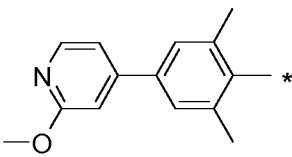
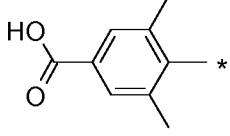
15 Typical procedure for the synthesis of the Examples compiled in the table below:

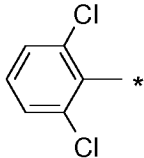
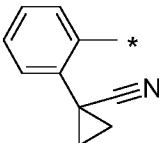
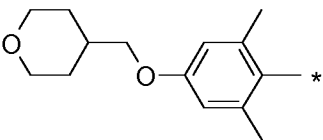
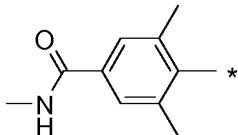
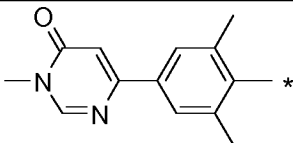
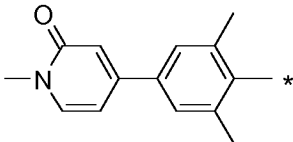
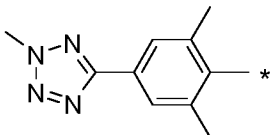
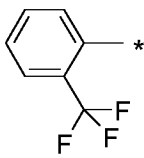
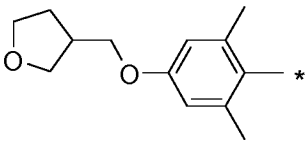
A vial charged with a stir bar, (1S,2S)-2-{5-[(R)-7-fluoro-4-(4,4,5,5-tetramethyl-[1,3,2]dioxaborolan-2-yl)-indan-1-ylamino]-pyridin-2-yl}-cyclopropanecarboxylic acid methyl ester (0.064 mmol, 1 equiv.), the coupling partner as bromide, chloride, or iodide (0.076 mmol, 1.2 equiv.), K₃PO₄ (0.159 mmol, 2.5 equiv.), water (0.4 mL), and
 20 1,4-dioxane (0.5 mL) is purged with Ar for 10 min. Bis(di-tert-butyl(4-dimethylaminophenyl)phosphine)dichloropalladium(II) (PdCl₂(Amphos)₂, 1-5 mol%; alternatively, Pd-PEPPSI-IPent Cl is used as catalyst) is added, and the mixture is shaken at 80 °C overnight. After cooling to room temperature, the mixture is acidified with 50% trifluoroacetic acid and chromatographed (HPLC on reversed phase,
 25 acetonitrile/water/trifluoroacetic acid) to afford the title compound as trifluoroacetic acid salt that is optionally transformed into its trifluoroacetic acid free form.

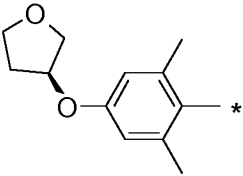
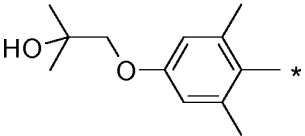
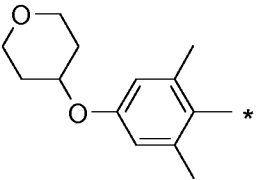
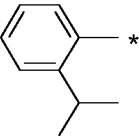
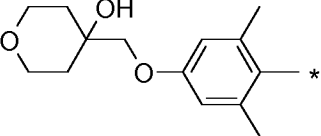
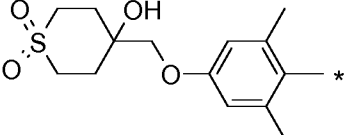
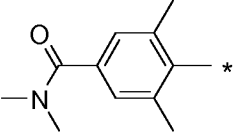
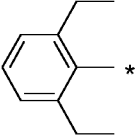
In case the ester group is not fully saponified after the coupling reaction is complete, the reaction mixture is treated with aqueous 4 M NaOH solution at 50 °C until all the ester is hydrolyzed.

The compounds in the following table are obtained from a 90:10 to 97.5:2.5 diastereomeric mixture of (1*S*,2*S*)-2-{5-[(*R*)-7-fluoro-4-(4,4,5,5-tetramethyl-[1,3,2]dioxaborolan-2-yl)-indan-1-ylamino]-pyridin-2-yl}-cyclopropanecarboxylic acid methyl ester and (1*R*,2*R*)-2-{5-[(*R*)-7-fluoro-4-(4,4,5,5-tetramethyl-[1,3,2]dioxaborolan-2-yl)-indan-1-ylamino]-pyridin-2-yl}-cyclopropanecarboxylic acid methyl ester, with the former diastereomer prevailing. The minor diastereomer after the coupling is usually not separated by chromatography resulting in a product mixture of comparable diastereomeric ratio to the one of the starting material.

Example		Retention time on HPLC (method) Mass spectrum (MS)
	R^L (coupling partner is R^L -Br)	
11		LC (method 1): $t_R = 0.84$ min MS (ESI ⁻): $m/z = 458$ [M-H] ⁻
12		LC (method 1): $t_R = 0.93$ min MS (ESI ⁻): $m/z = 501$ [M-H] ⁻
13		LC (method 1): $t_R = 0.87$ min MS (ESI ⁺): $m/z = 447$ [M+H] ⁺
14		LC (method 1): $t_R = 0.89$ min MS (ESI ⁻): $m/z = 522$ [M-H] ⁻
15		LC (method 1): $t_R = 0.96$ min MS (ESI ⁻): $m/z = 515$ [M-H] ⁻

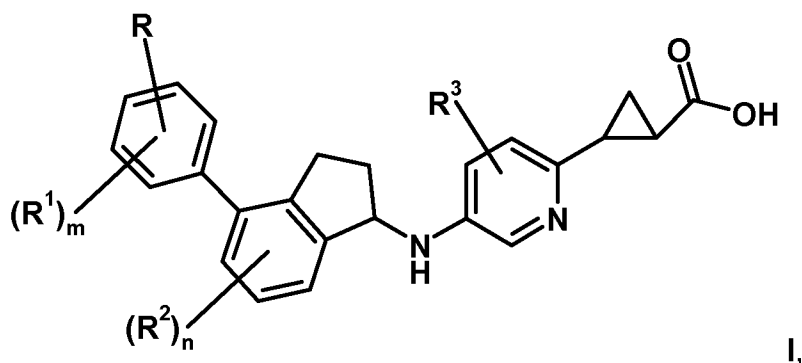
16	 <p>R^L-Br used as methyl ester</p>	<p>LC (method 1): t_R = 0.87 min MS (ESI⁺): m/z = 491 [M+H]⁺</p>
17		<p>LC (method 1): t_R = 0.98 min MS (ESI⁺): m/z = 514 [M+H]⁺</p>
18	 <p>R^L-I used as coupling partner</p>	<p>LC (method 1): t_R = 0.83 min MS (ESI⁻): m/z = 523 [M-H]⁻</p>
19		<p>LC (method 1): t_R = 0.92 min MS (ESI⁻): m/z = 495 [M-H]⁻</p>
20		<p>LC (method 1): t_R = 0.92 min MS (ESI⁻): m/z = 555 [M-H]⁻</p>
21		<p>LC (method 1): t_R = 0.96 min MS (ESI⁺): m/z = 509 [M+H]⁺</p>
22		<p>LC (method 1): t_R = 0.95 min MS (ESI⁺): m/z = 524 [M+H]⁺</p>
23	 <p>R^L-Cl as methyl ester used</p>	<p>LC (method 1): t_R = 0.95 min MS (ESI⁺): m/z = 461 [M+H]⁺</p>

24	 <p>R^L-I used as coupling partner</p>	<p>LC (method 1): t_R = 0.97 min MS (ESI⁺): m/z = 457/459/461 (2 Cl) [M+H]⁺</p>
25		<p>LC (method 1): t_R = 0.92 min MS (ESI⁻): m/z = 452 [M-H]⁻</p>
26		<p>LC (method 1): t_R = 0.98 min MS (ESI⁻): m/z = 529 [M-H]⁻</p>
27		<p>LC (method 1): t_R = 0.84 min MS (ESI⁻): m/z = 472 [M-H]⁻</p>
28	 <p>R^L-I used as coupling partner</p>	<p>LC (method 1): t_R = 0.88 min MS (ESI⁺): m/z = 525 [M+H]⁺</p>
29		<p>LC (method 1): t_R = 0.89 min MS (ESI⁻): m/z = 522 [M-H]⁻</p>
30		<p>LC (method 1): t_R = 0.93 min MS (ESI⁺): m/z = 499 [M+H]⁺</p>
31	 <p>R^L-I used as coupling partner</p>	<p>LC (method 1): t_R = 0.95 min MS (ESI⁻): m/z = 455 [M-H]⁻</p>
32		<p>LC (method 1): t_R = 0.97 min MS (ESI⁻): m/z = 515 [M-H]⁻</p>

33		LC (method 1): $t_R = 0.94$ min MS (ESI ⁻): $m/z = 501$ [M-H] ⁻
34		LC (method 1): $t_R = 0.93$ min MS (ESI ⁻): $m/z = 503$ [M-H] ⁻
35		LC (method 1): $t_R =$ min MS (ESI ⁻): $m/z = 515$ [M-H] ⁻
36		LC (method 1): $t_R = 0.99$ min MS (ESI ⁺): $m/z = 431$ [M+H] ⁺
37		LC (method 1): $t_R = 0.90$ min MS (ESI ⁺): $m/z = 547$ [M+H] ⁺
38		LC (method 1): $t_R = 0.88$ min MS (ESI ⁺): $m/z = 595$ [M+H] ⁺
39		LC (method 1): $t_R = 0.87$ min MS (ESI ⁺): $m/z = 488$ [M+H] ⁺
40		LC (method 1): $t_R = 1.01$ min MS (ESI ⁺): $m/z = 445$ [M+H] ⁺

Claims

1. A compound of formula (I)



wherein

10 R is selected from the group consisting of

H, F, Cl, Br, I, C₁₋₆-alkyl, C₂₋₆-alkenyl, C₂₋₆-alkynyl, C₃₋₆-cycloalkyl, NC-, HNR^N-C(=O)-, C₁₋₄-alkyl-NR^N-C(=O)-, C₃₋₆-cycloalkyl-NR^N-C(=O)-, heterocyclyl-NR^N-C(=O)-, heteroaryl-NR^N-C(=O)-, HOOC-, C₁₋₄-alkyl-O-C(=O)-, O₂N-, HR^NN-, C₁₋₄-alkyl-R^NN-, C₁₋₄-alkyl-C(=O)NR^N-, C₃₋₆-cycloalkyl-C(=O)NR^N-, heterocyclyl-C(=O)NR^N-, heteroaryl-C(=O)NR^N-, C₁₋₄-alkyl-S(=O)₂NR^N-, C₃₋₆-cycloalkyl-S(=O)₂NR^N-, heterocyclyl-S(=O)₂NR^N-, heteroaryl-S(=O)₂NR^N-, HO-, C₁₋₆-alkyl-O-, HOOC-C₁₋₃-alkyl-O-, heterocyclyl-C₁₋₃-alkyl-O-, phenyl-C₁₋₃-alkyl-O-, C₃₋₆-cycloalkyl-O-, heterocyclyl-O-, heteroaryl-O-, C₁₋₄-alkyl-S-, C₃₋₆-cycloalkyl-S-, heterocyclyl-S-, C₁₋₄-alkyl-S(=O)-, C₃₋₆-cycloalkyl-S(=O)-, heterocyclyl-S(=O)-, C₁₋₄-alkyl-S(=O)₂-, C₃₋₆-cycloalkyl-S(=O)₂-, heterocyclyl-S(=O)₂-, phenyl-S(=O)₂-, heteroaryl-S(=O)₂-, HNR^N-S(=O)₂-, C₁₋₄-alkyl-NR^N-S(=O)₂-, heterocyclyl, phenyl, and heteroaryl,

wherein each alkyl, cycloalkyl, and heterocyclyl group or sub-group within the groups forming R is optionally substituted with 1 or more F atoms and optionally substituted with 1 to 3 groups independently selected from Cl, C₁₋₃-alkyl, NC-, (R^N)₂N-, HO-, C₁₋₃-alkyl-O-, and C₁₋₃-alkyl-S(=O)₂; and

wherein each phenyl and heteroaryl group or sub-group within the groups forming R is optionally substituted with 1 to 5 substituents independently

selected from F, Cl, C₁₋₃-alkyl, HF₂C-, F₃C-, NC-, (R^N)₂N-, HO-, C₁₋₃-alkyl-O-, F₃C-O-, and C₁₋₃-alkyl-S(=O)₂-;

wherein each heterocyclyl group or sub-group within the groups forming R is selected from

- 5 a cyclobutyl group wherein 1 CH₂ group is replaced by -NR^N- or -O-;
a C₅₋₆-cycloalkyl group wherein 1 CH₂ group is replaced by -C(=O)-, -NR^N-, -O- or -S(=O)₂- and/or 1 CH group is replaced by N;
a C₅₋₆-cycloalkyl group wherein 1 CH₂ group is replaced by -NR^N- or -O-, a second CH₂ group is replaced by -NR^N-, -C(=O)- or -S(=O)₂- and/or 1 CH
10 group is replaced by N; and
a C₅₋₆-cycloalkyl group wherein 2 CH₂ groups are replaced by -NR^N- or 1 CH₂ group by -NR^N- and the other by -O- and a third CH₂ group is replaced by -C(=O)- or -S(=O)₂- and/or 1 CH group is replaced by N;

wherein each heteroaryl group or sub-group within the groups forming R is

- 15 selected from
tetrazolyl and a 5- or 6-membered heteroaromatic ring which contains 1, 2, or 3 heteroatoms independently of each other selected from =N-, -NR^N-, -O-, and -S-, wherein in heteroaromatic groups containing a -HC=N- unit this group is optionally replaced by -NR^N-C(=O)-;
20 wherein in heteroaryl and heterocyclyl rings with one or more NH groups, each of said NH groups is replaced by NR^N;

- R¹ is selected from the group consisting of H, F, Cl, C₁₋₄-alkyl, C₃₋₆-cycloalkyl-, HO-C₁₋₄-alkyl, C₁₋₄-alkyl-O-C₁₋₄-alkyl, NC-, HO-, C₁₋₄-alkyl-O-, C₃₋₆-cycloalkyl-O-, C₁₋₄-alkyl-S-, C₁₋₄-alkyl-S(O)-, and C₁₋₄-alkyl-S(O)₂-,
25

wherein any alkyl and cycloalkyl group or sub-group within the groups forming R¹ is optionally substituted with 1 or more F atoms, and wherein multiple R¹ may be identical or different if m is 2, 3 or 4;

- 30 m is an integer selected from 1, 2, 3, and 4;

R² is selected from the group consisting of H, F, Cl, C₁₋₄-alkyl, NC-, and C₁₋₄-alkyloxy,

wherein any alkyl group or sub-group within the groups forming R^2 is optionally substituted with 1 or more F atoms, and wherein multiple R^2 may be identical or different if n is 2 or 3;

5 R^3 is selected from the group consisting of H, F, Cl, C_{1-4} -alkyl, NC-, and C_{1-4} -alkyl-O-

wherein each alkyl group or sub-group within the groups forming R^3 is optionally substituted with 1 or more F atoms;

10 n is an integer selected from 1, 2, and 3;

R^N is independently of each other selected from the group consisting of H, C_{1-4} -alkyl, HO- C_{1-4} -alkyl-(H_2C)-, C_{1-3} -alkyl-O- C_{1-4} -alkyl-, C_{1-4} -alkyl-C(=O)-, C_{1-4} -alkyl-NH-C(=O)-, C_{1-4} -alkyl-N(C_{1-4} -alkyl)-C(=O)-, C_{1-4} -alkyl-O-C(=O)-, and C_{1-4} -alkyl-S(=O)₂-,

15 wherein each alkyl group or sub-group within the groups forming R^N is optionally substituted with 1 or more F atoms;

wherein in any definition mentioned hereinbefore, if not specified otherwise, any alkyl group or sub-group may be straight-chained or branched,

or a salt thereof.

2. A compound according to claim 1, wherein

25 R is selected from the group consisting of H, F, Cl, C_{1-6} -alkyl, C_{3-6} -cycloalkyl, NC-, HNR^N -C(=O)-, C_{1-4} -alkyl- NR^N -C(=O)-, C_{3-6} -cycloalkyl- NR^N -C(=O)-, heterocyclyl- NR^N -C(=O)-, HOOC-, HR^N -, C_{1-4} -alkyl- R^N -, C_{1-4} -alkyl-C(=O) NR^N -, C_{3-6} -cycloalkyl-C(=O) NR^N -, heterocyclyl-C(=O) NR^N -, C_{1-4} -alkyl-S(=O)₂ NR^N -, HO-, C_{1-6} -alkyl-O-, HOOC-(C_{1-2} -alkyl)-O-, heterocyclyl- C_{1-2} -alkyl-O-, phenyl- C_{1-2} -alkyl-O-, C_{3-6} -cycloalkyl-O-, heterocyclyl-O-, heteroaryl-O-, C_{1-4} -alkyl-S(=O)₂-, C_{3-6} -cycloalkyl-S(=O)₂-, heterocyclyl-S(=O)₂-, HNR^N -S(=O)₂-, C_{1-4} -alkyl- NR^N -S(=O)₂-, heterocyclyl, and heteroaryl,

wherein each alkyl, cycloalkyl, and heterocyclyl group or sub-group within the groups forming R is optionally substituted with 1 or more F atoms and optionally substituted with 1 to 2 groups independently selected from Cl, H₃C-, NC-, R^NHN-, HO-, H₃C-O-, and H₃C-S(=O)₂-;

5 wherein each heteroaryl group or sub-group within the groups forming R is optionally substituted with 1 to 3 substituents independently selected from F, Cl, H₃C-, F₃C-, NC-, (R^N)₂N-, HO-, H₃C-O-, F₃C-O-, and H₃C-S(=O)₂-;

wherein each heterocyclyl group or sub-group within the groups forming R is selected from

10 a cyclobutyl group wherein 1 CH₂ group is replaced by -NR^N- or -O-;
a C₅₋₆-cycloalkyl group wherein 1 CH₂ group is replaced by -C(=O)-, -NR^N-, -O- or -S(=O)₂- and/or 1 CH group is replaced by N;
a C₅₋₆-cycloalkyl group wherein 1 CH₂ group is replaced by -NR^N- or -O-, a second CH₂ group is replaced by -NR^N-, -C(=O)- or -S(=O)₂- and/or 1 CH
15 group is replaced by N;

wherein each heteroaryl group or sub-group within the groups forming R is selected from

tetrazolyl, a 5-membered heteroaromatic ring which contains 1, 2 or 3 heteroatoms independently of each other selected from =N-, -NH-, O and S,
20 and a 6-membered heteroaromatic ring which contains 1 or 2 =N- atoms, wherein a -HC=N- unit is optionally replaced by -NH-C(=O)-;

and wherein in each of the above heteroaryl and heterocyclyl group or sub-group containing one or more NH, said group(s) is replaced by NR^N;

25 or a salt thereof.

3. A compound according to claim 1, wherein

R is selected from the group consisting of H, F, Cl, H₂NC(=O)-, H₃CNH-C(=O)-,
30 (H₃C)₂N-C(=O)-, HOOC-;

C₁₋₃-alkyl optionally substituted with 1 or more F or optionally monosubstituted with HO-;

cyclopropyl optionally monosubstituted with NC-;

H₃C-O- optionally monosubstituted with C₁₋₄-alkyl, HOOC-, oxetanyl, tetrahydrofuranyl, tetrahydropyranyl, or 1,1-dioxotetrahydrothiopyranyl,

wherein the C₁₋₄-alkyl group optionally attached to H₃C-O- is optionally monosubstituted with NC-, HO- or H₃C-S(=O)₂-, and

5 wherein said oxetanyl, tetrahydrofuranyl, tetrahydropyranyl and 1,1-dioxotetrahydrothiopyranyl groups are optionally monosubstituted with H₃C- or HO-;

tetrahydrofuranyl-O- optionally monosubstituted with HO-; tetrahydropyranyl-O-; and a heteroaryl group selected from pyrazolyl, [1,3,4]oxadiazolyl, tetrazolyl, pyridyl, pyrimidin-2-onyl, pyrazinyl, pyrimidinyl, pyrimidin-2-onyl, and pyrimidin-4-onyl,

10 wherein each of said heteroaryl groups is optionally monosubstituted with H₃C- or H₃C-O-, and

wherein each H-N group in said heteroaryl groups is optionally replaced with H₃C-N or (H₃C)₂C(OH)-H₂C-N;

15

or a salt thereof.

4. A compound according to claim 1, 2 or 3, wherein

R¹ is H, F, Cl, H₃C-, H₃C-H₂C-, (H₃C)₂CH-, F₃C-, and H₃C-O-;

20 R² is H or F;

R³ is H;

m is 2 and

n is 1;

or a salt thereof.

25

5. A compound according to claim 1, 2, 3 or 4, wherein R¹ is H₃C-; or a salt thereof.

6. A compound according to claim 1, wherein

30 R is selected from a group consisting of

H, F, Cl, H₂NC(=O)-, H₃CNH-C(=O)-, (H₃C)₂N-C(=O)-, HOOC-;

C₁₋₃-alkyl optionally substituted with 1 or more F or optionally monosubstituted with HO-;

cyclopropyl optionally monosubstituted with NC-;

H₃C-O- optionally monosubstituted with C₁₋₄-alkyl, HOOC-, oxetanyl, tetrahydrofuranyl, tetrahydropyranyl, or 1,1-dioxotetrahydrothiopyranyl,

wherein the C₁₋₄-alkyl group optionally attached to H₃C-O- is optionally monosubstituted with NC-, HO- or H₃C-S(=O)₂-, and

5 wherein said oxetanyl, tetrahydrofuranyl, tetrahydropyranyl and 1,1-dioxotetrahydrothiopyranyl groups are optionally monosubstituted with H₃C- or HO-;

tetrahydrofuranyl-O- optionally monosubstituted with HO-; tetrahydropyranyl-O-; and a heteroaryl group selected from pyrazolyl, [1,3,4]oxadiazolyl, tetrazolyl, pyridyl, pyridin-2-onyl, pyrazinyl, pyrimidinyl, pyrimidin-2-onyl, and pyrimidin-4-onyl,

10 wherein each of said heteroaryl groups is optionally monosubstituted with H₃C- or H₃C-O-, and

wherein each H-N group in said heteroaryl groups is optionally replaced with H₃C-N or (H₃C)₂C(OH)-H₂C-N;

15 R¹ is H₃C-;

m is 2;

R² is H or F;

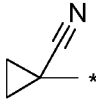
n is 1; and

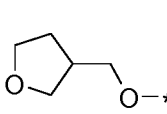
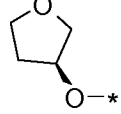
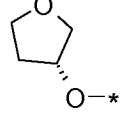
20 R³ is H;

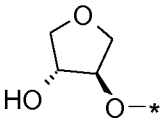
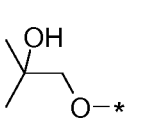
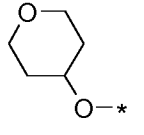
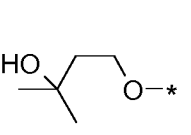
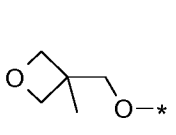
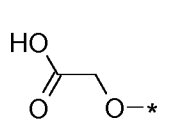
or a salt thereof.

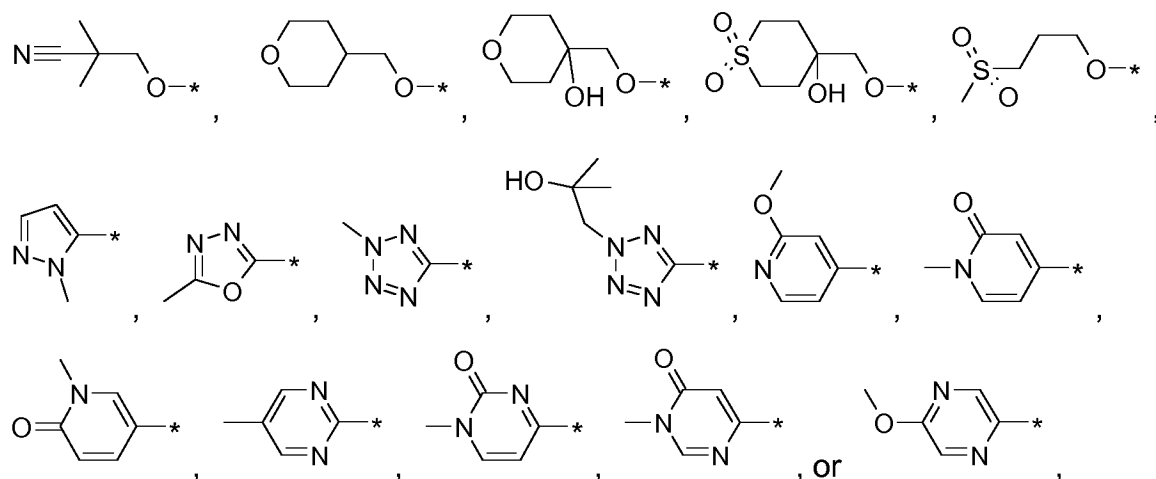
7. A compound according to claim 1, wherein

25 R is selected from a group consisting of

F, Cl, H₃C-, H₃C-H₂C-, (H₃C)₂CH-, , F₃C-, HOCH₂-, H₂N-C(=O)-, H₃C-NH-

C(=O)-, (H₃C)₂N-C(=O)-, HOOC-, H₃C-O-, , , ,

, , , , , ,



wherein the asterisk (-*) indicates the site/point of attachment;

5

R¹ is H₃C-;

m is 2;

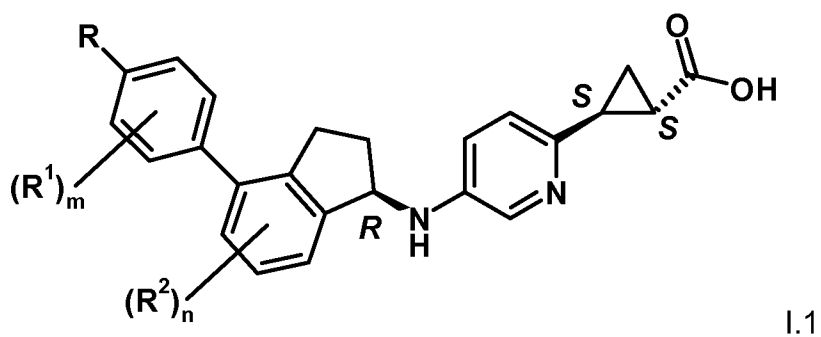
 R^2 is H or F;

n is 1; and

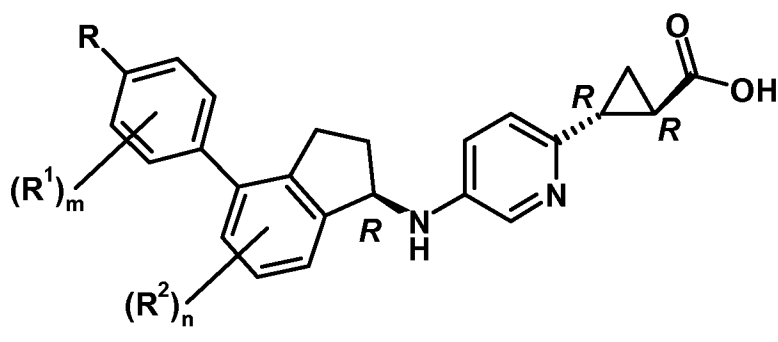
10 R^3 is H;

or a salt thereof.

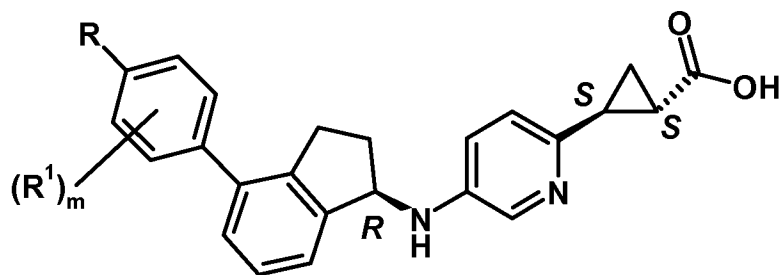
8. A compound according to any one of claims 1 to 7, with the structure and stereochemistry shown in formulae I.1, I.2, I.3, or I.4



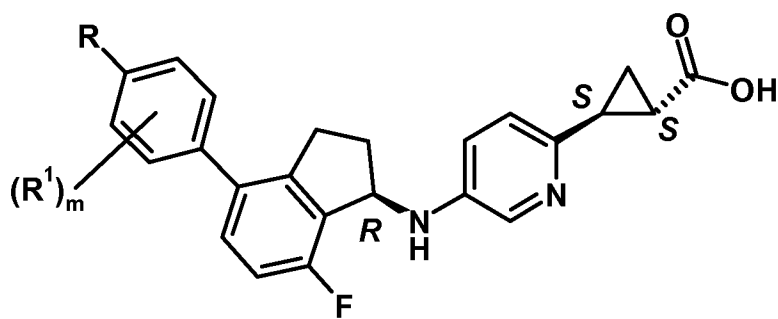
1.1



1.2



I.3

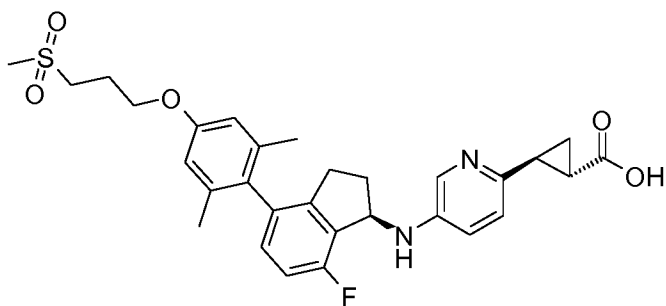
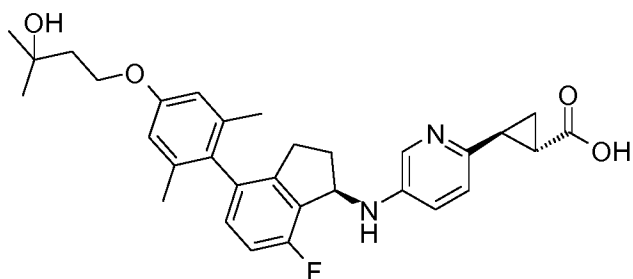


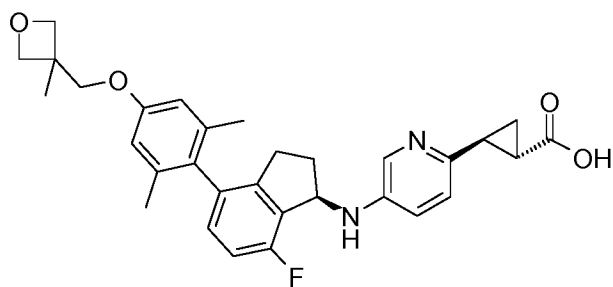
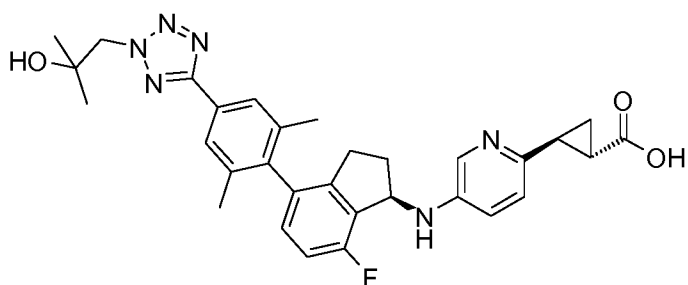
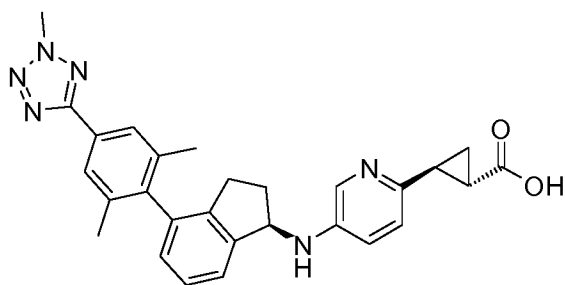
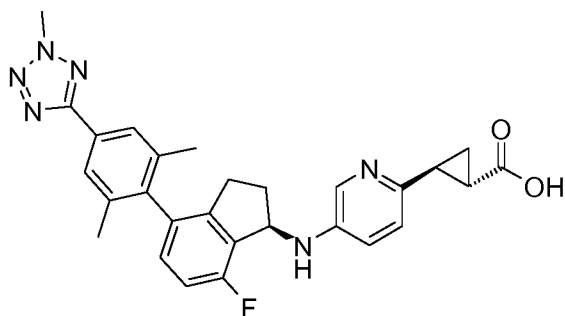
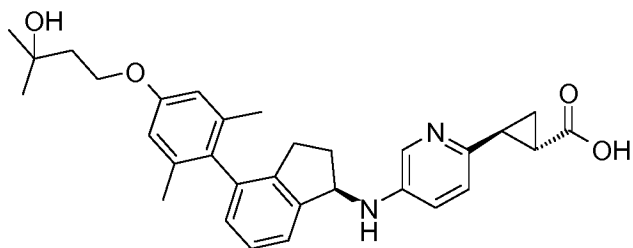
I.4

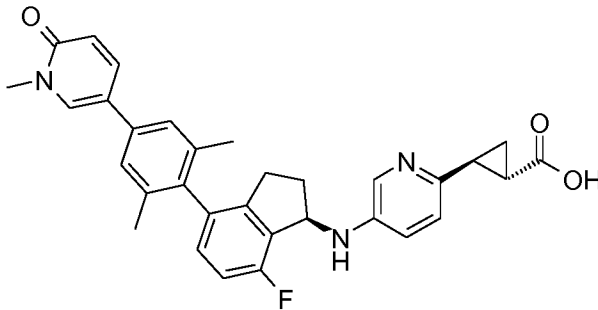
5

or a salt thereof.

9. A compound having one of the following structures:







or a salt thereof.

10. A pharmaceutically acceptable salt of a compound according to one or more of the claims 1 to 9.

11. A pharmaceutical composition comprising one or more compounds according to one or more of the claims 1 to 9 or one or more pharmaceutically acceptable salts thereof, optionally together with one or more inert carriers and/or diluents.

12. A method for treating diseases or conditions which can be influenced by the modulation of the function of GPR40, particularly, for the prophylaxis and/or therapy of metabolic diseases, such as diabetes, more specifically type 2 diabetes mellitus, and conditions associated with the disease, including insulin resistance, obesity, cardiovascular disease and dyslipidemia in a patient in need thereof, characterized in that a compound according to one or more of the claims 1 to 9 or a pharmaceutically acceptable salt thereof is administered to the patient.

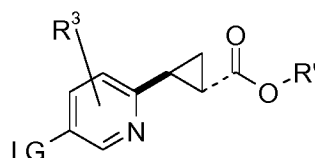
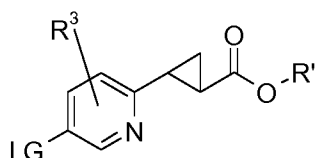
13. A compound according to one or more of the claims 1 to 9 or a pharmaceutically acceptable salt thereof for use as a medicament.

14. A compound according to one or more of the claims 1 to 9 or a pharmaceutically acceptable salt thereof for use in the treatment of diseases or conditions which can be influenced by the modulation of the function of GPR40, particularly, for use in the prophylaxis and/or therapy of metabolic diseases, such as diabetes, more specifically type 2 diabetes mellitus, and conditions associated with the disease, including insulin resistance, obesity, cardiovascular disease and dyslipidemia.

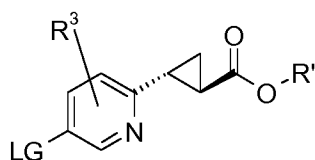
15. A pharmaceutical composition comprising one or more compounds according to one or more of the claims 1 to 9 or one or more pharmaceutically acceptable salts thereof and one or more additional therapeutic agents, optionally together with one or more inert carriers and/or diluents.

16. A pharmaceutical composition according to claim 15 wherein the additional therapeutic agents are selected from the group consisting of antidiabetic agents, agents for the treatment of overweight and/or obesity and agents for the treatment of high blood pressure, heart failure and/or atherosclerosis.

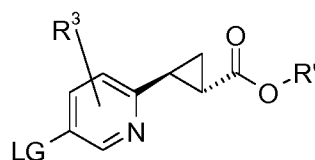
17. A compound with the structure and stereochemistry shown in the following formulae



trans diastereomer



(*R,R*) enantiomer



(*S,S*) enantiomer

wherein R³ is H,
R' is H or C₁₋₄-alkyl, and
LG is Cl, Br, or I,
or a salt thereof.

INTERNATIONAL SEARCH REPORT

International application No
PCT/EP2017/079835

A. CLASSIFICATION OF SUBJECT MATTER

INV. C07D213/74 C07D401/12 C07D405/12 C07D409/12 A61K31/4418
A61K31/513 A61P3/10 A61P3/04

ADD.

According to International Patent Classification (IPC) or to both national classification and IPC

B. FIELDS SEARCHED

Minimum documentation searched (classification system followed by classification symbols)

C07D

Documentation searched other than minimum documentation to the extent that such documents are included in the fields searched

Electronic data base consulted during the international search (name of data base and, where practicable, search terms used)

EPO-Internal, WPI Data

C. DOCUMENTS CONSIDERED TO BE RELEVANT

Category*	Citation of document, with indication, where appropriate, of the relevant passages	Relevant to claim No.
A	WO 2013/178575 A1 (BOEHRINGER INGELHEIM INT [DE]) 5 December 2013 (2013-12-05) cited in the application claim 1 and abstract -----	1-17
A	WO 2015/078802 A1 (BOEHRINGER INGELHEIM INT [DE]) 4 June 2015 (2015-06-04) claim 1 and abstract -----	1-17
A,P	WO 2017/025368 A1 (BOEHRINGER INGELHEIM INT [DE]) 16 February 2017 (2017-02-16) claim 1 and abstract -----	1-17
A,P	WO 2017/042121 A1 (BOEHRINGER INGELHEIM INT [DE]) 16 March 2017 (2017-03-16) claim 1 and abstract ----- -/-	1-17



Further documents are listed in the continuation of Box C.



See patent family annex.

* Special categories of cited documents :

"A" document defining the general state of the art which is not considered to be of particular relevance

"E" earlier application or patent but published on or after the international filing date

"L" document which may throw doubts on priority claim(s) or which is cited to establish the publication date of another citation or other special reason (as specified)

"O" document referring to an oral disclosure, use, exhibition or other means

"P" document published prior to the international filing date but later than the priority date claimed

"T" later document published after the international filing date or priority date and not in conflict with the application but cited to understand the principle or theory underlying the invention

"X" document of particular relevance; the claimed invention cannot be considered novel or cannot be considered to involve an inventive step when the document is taken alone

"Y" document of particular relevance; the claimed invention cannot be considered to involve an inventive step when the document is combined with one or more other such documents, such combination being obvious to a person skilled in the art

"&" document member of the same patent family

Date of the actual completion of the international search

18 December 2017

Date of mailing of the international search report

22/12/2017

Name and mailing address of the ISA/

European Patent Office, P.B. 5818 Patentlaan 2
NL - 2280 HV Rijswijk
Tel. (+31-70) 340-2040,
Fax: (+31-70) 340-3016

Authorized officer

Sahagún Krause, H

INTERNATIONAL SEARCH REPORT

International application No

PCT/EP2017/079835

C(Continuation). DOCUMENTS CONSIDERED TO BE RELEVANT		
Category*	Citation of document, with indication, where appropriate, of the relevant passages	Relevant to claim No.
X	WO 2013/028590 A1 (MERCK SHARP & DOHME [US]; COX CHRISTOPHER D [US]; DUDKIN VADIM [US]; K) 28 February 2013 (2013-02-28) I-2 trans and cis in p. 41 -----	17

INTERNATIONAL SEARCH REPORT

Information on patent family members

International application No

PCT/EP2017/079835

Patent document cited in search report	Publication date	Patent family member(s)	Publication date
WO 2013178575 A1	05-12-2013	EP 2855419 A1 JP 6163695 B2 JP 2015523339 A US 2013324514 A1 WO 2013178575 A1	08-04-2015 19-07-2017 13-08-2015 05-12-2013 05-12-2013
WO 2015078802 A1	04-06-2015	EP 3074375 A1 JP 2017503760 A US 2015148347 A1 WO 2015078802 A1	05-10-2016 02-02-2017 28-05-2015 04-06-2015
WO 2017025368 A1	16-02-2017	US 2017037040 A1 WO 2017025368 A1	09-02-2017 16-02-2017
WO 2017042121 A1	16-03-2017	NONE	
WO 2013028590 A1	28-02-2013	AR 087628 A1 AU 2012299080 A1 BR 112014004310 A2 CA 2845578 A1 CL 2014000450 A1 CN 103917528 A CO 6890101 A2 CR 20140085 A CY 1117622 T1 DK 2748151 T3 DO P2014000039 A EA 201490492 A1 EP 2748151 A1 ES 2572527 T3 HK 1193410 A1 HR P20160635 T1 HU E028451 T2 IL 230997 A JP 5648147 B2 JP 2014524471 A KR 20140053356 A MA 35508 B1 MY 157301 A NZ 621245 A PE 15352014 A1 PL 2748151 T3 SG 2014013536 A TN 2014000070 A1 TW 201313699 A UA 109735 C2 US 2014228368 A1 WO 2013028590 A1	09-04-2014 06-03-2014 28-03-2017 28-02-2013 22-08-2014 09-07-2014 10-03-2014 02-05-2014 26-04-2017 04-07-2016 01-06-2014 30-06-2014 02-07-2014 01-06-2016 23-09-2016 01-07-2016 28-12-2016 31-08-2015 07-01-2015 22-09-2014 07-05-2014 02-10-2014 31-05-2016 24-12-2014 06-11-2014 30-09-2016 30-07-2014 01-07-2015 01-04-2013 25-09-2015 14-08-2014 28-02-2013