



US00D844952S

(12) **United States Design Patent** (10) **Patent No.:** **US D844,952 S**
Taylor (45) **Date of Patent:** **** Apr. 9, 2019**

(54) **SHOE SOLE**
(71) Applicant: **PUMA SE**, Herzogenaurach (DE)
(72) Inventor: **Daniel Simon Taylor**, Nuremberg (DE)
(73) Assignee: **PUMA SE**, Herzogenaurach (DE)
(**) Term: **15 Years**
(21) Appl. No.: **29/576,906**
(22) Filed: **Sep. 8, 2016**

D538,517 S * 3/2007 Della Valle D2/902
D538,518 S * 3/2007 Della Valle D2/902
D541,021 S * 4/2007 McClaskie D2/954
D543,015 S * 5/2007 Della Valle D2/902
D591,494 S * 5/2009 Jolicoeur D2/961
D661,882 S * 6/2012 Raysse D2/951
D690,490 S * 10/2013 Riddell D2/951
D714,034 S * 9/2014 Della Valle D2/944
D721,225 S * 1/2015 Bradford D2/951
D737,548 S * 9/2015 Levy D2/896
D738,078 S * 9/2015 Raysse D2/951
D789,675 S * 6/2017 Robusti D2/972
2012/0073160 A1* 3/2012 Marvin A43B 13/186
36/28

(30) **Foreign Application Priority Data**

Aug. 25, 2016 (EM) 003352335-0002

(51) **LOC (11) Cl.** **02-04**

(52) **U.S. Cl.**
USPC **D2/947; D2/954**

(58) **Field of Classification Search**
USPC D2/896, 897, 900, 902, 907, 908, 909,
D2/912, 919, 920, 923, 929, 942, 943,
D2/944, 945, 946, 951, 953, 955, 960,
D2/969, 972, 974, 976
CPC A43B 1/04; A43B 5/06; A43B 5/10; A43B
23/24
See application file for complete search history.

(56) **References Cited**

U.S. PATENT DOCUMENTS

D206,222 S * 11/1966 Mostile 36/59 R
D278,382 S * 4/1985 Chen D2/955
D323,059 S * 1/1992 Hatfield D2/954
D347,105 S * 5/1994 Johnson D2/952
D393,341 S * 4/1998 Marshall D2/951
D394,946 S * 6/1998 Gaudio D2/960
D399,041 S * 10/1998 Teague D2/954
D412,393 S * 8/1999 Aquino D2/954
5,943,794 A * 8/1999 Gelsomini A43B 3/0094
36/127
D511,878 S * 11/2005 Della Valle D2/908

OTHER PUBLICATIONS

U.S. Appl. No. 29/576,903, filed Sep. 8, 2016.

* cited by examiner

Primary Examiner — Kevin K Rudzinski
Assistant Examiner — Clare Ann Gannon
(74) *Attorney, Agent, or Firm* — Leydig, Voit & Mayer,
Ltd.

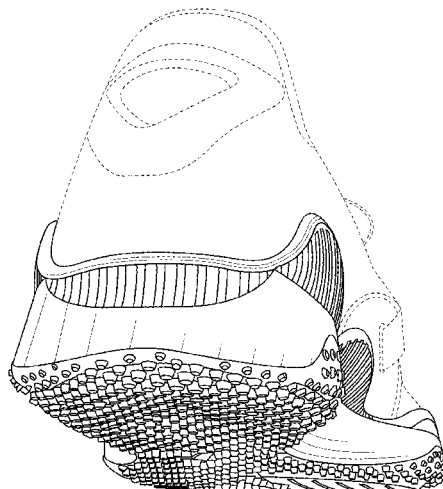
(57) **CLAIM**

The ornamental design for a shoe sole, as shown and described.

DESCRIPTION

FIG. 1 is a rear left bottom perspective view of the shoe sole showing my new design;
FIG. 2 is a top view thereof;
FIG. 3 is a bottom view thereof;
FIG. 4 is a rear perspective view thereof;
FIG. 5 is a front perspective view thereof;
FIG. 6 is a left side view thereof; and,
FIG. 7 is a right side view thereof.
In the drawings, the broken lines depict environmental subject matter only and form no part of the claimed design.

1 Claim, 7 Drawing Sheets



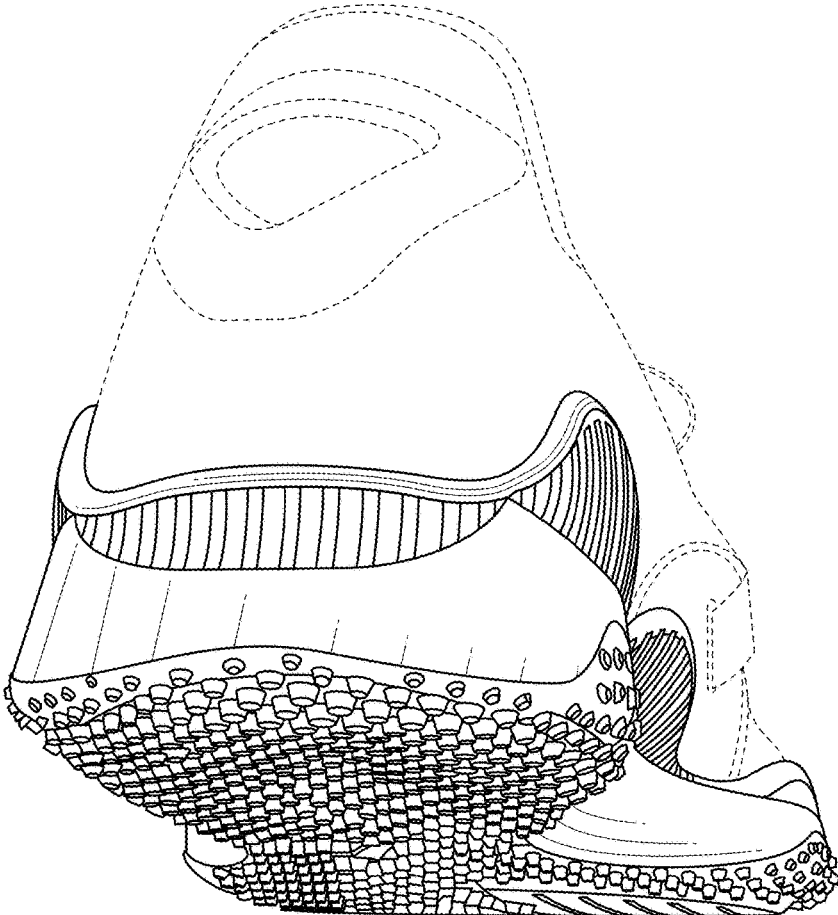


FIG. 1

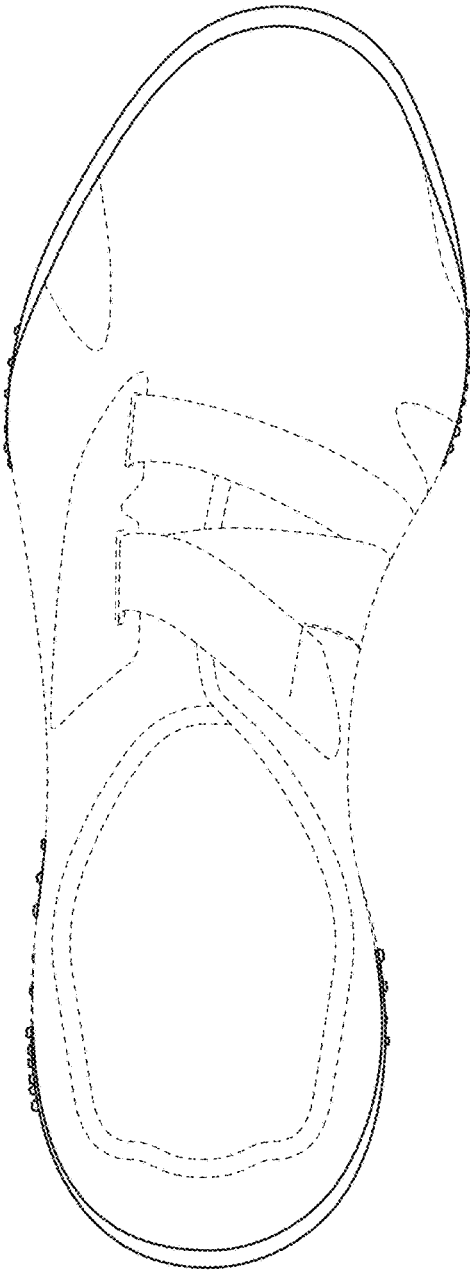


FIG. 2

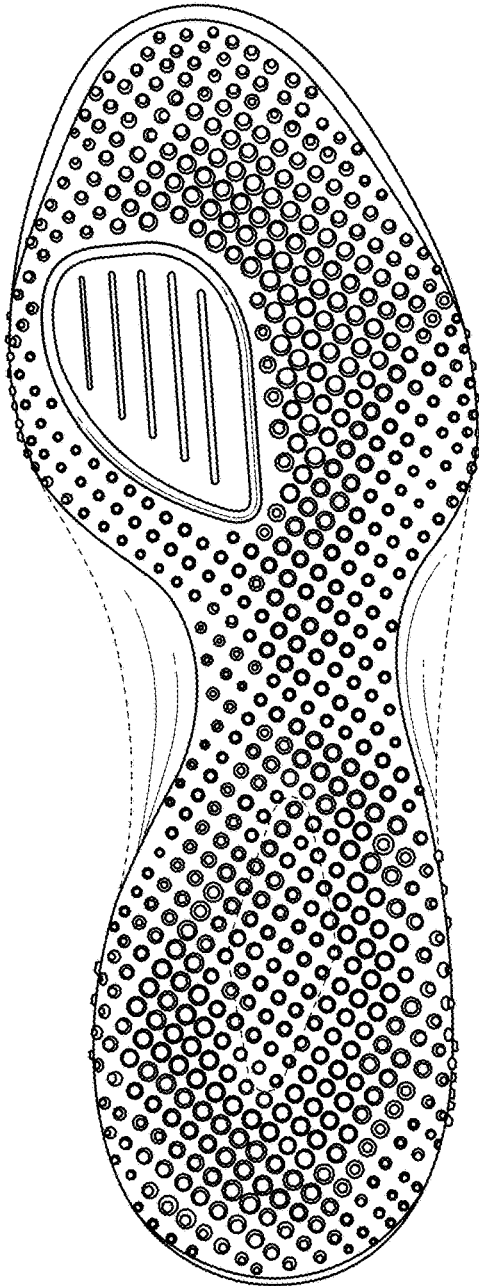


FIG. 3

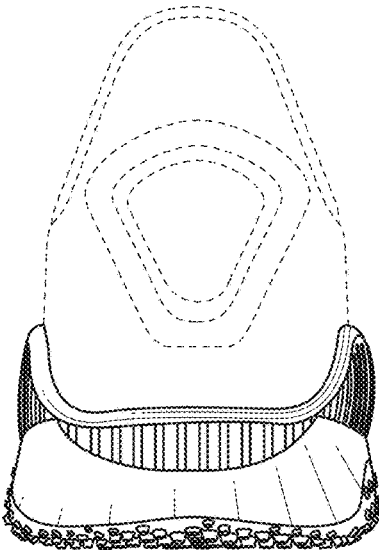


FIG. 4

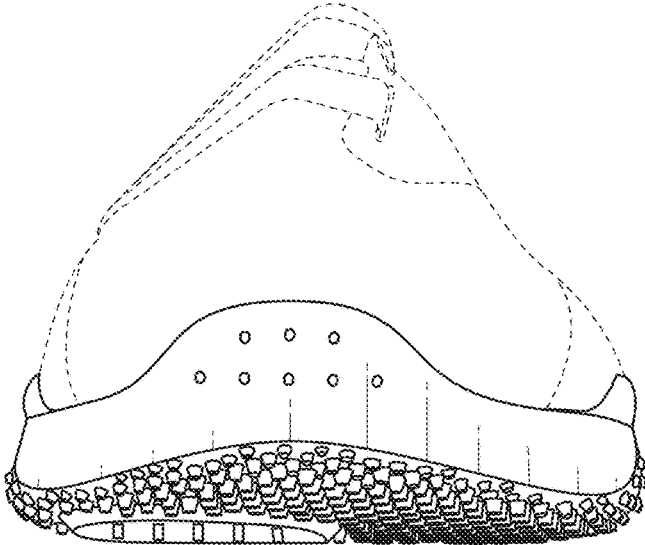


FIG. 5

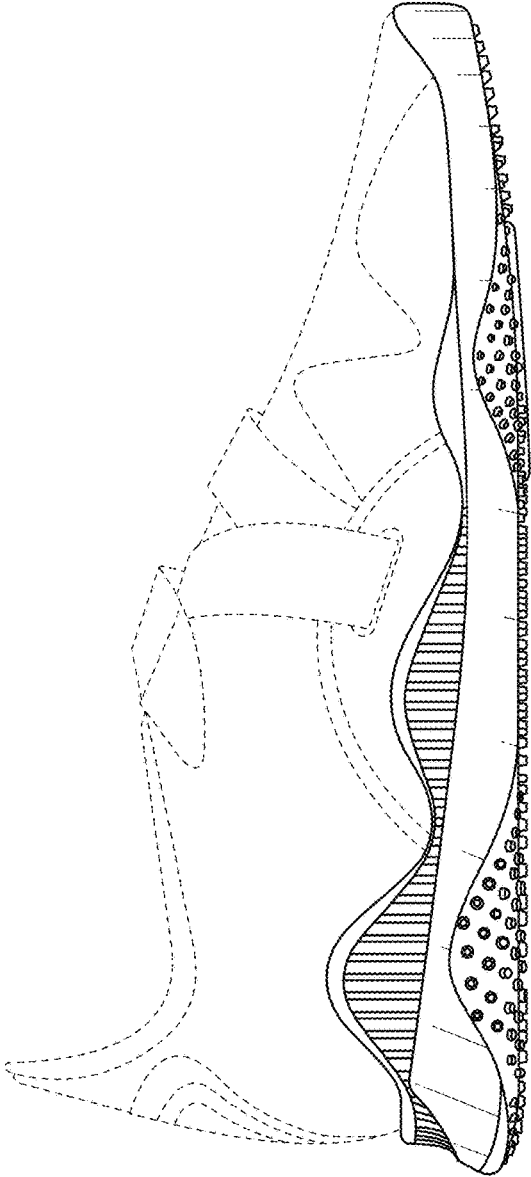


FIG. 6

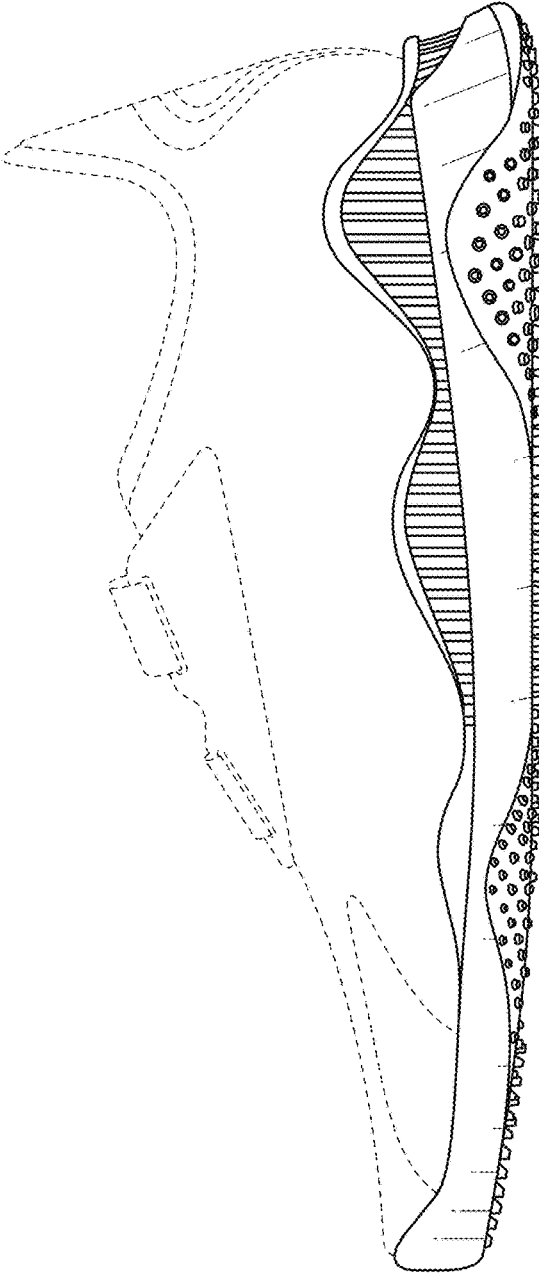


FIG. 7