



US00D989342S

(12) **United States Design Patent**
McMurray et al.

(10) **Patent No.:** **US D989,342 S**

(45) **Date of Patent:** **** *Jun. 13, 2023**

(54) **MICROFLUIDIC POLYMER CHIP
INTERFACE BRACKET**

(71) Applicant: **UT-Battelle, LLC**, Oak Ridge, TN
(US)

(72) Inventors: **Jacob W. McMurray**, Clinton, TN
(US); **Kevin M. Cooley**, Knoxville, TN
(US); **Abbey L. Mcalister**, Knoxville,
TN (US); **Randy J. Parten**, Clinton,
TN (US)

(73) Assignee: **UT-Battelle, LLC**, Oak Ridge, TN
(US)

(*) Notice: This patent is subject to a terminal dis-
claimer.

(**) Term: **15 Years**

(21) Appl. No.: **29/723,070**

(22) Filed: **Feb. 4, 2020**

(51) **LOC (14) Cl.** **24-02**

(52) **U.S. Cl.**

USPC **D24/224**; D13/182

(58) **Field of Classification Search**

USPC D13/101, 103, 110, 117, 118, 123, 133,
D13/154, 155, 182, 184, 199; D15/140,
D15/144, 144.1, 199; D8/14, 349, 354,
D8/363, 364; D24/169, 216, 224, 225,
D24/226, 227, 230, 232, 233

CPC G01N 1/00; G01N 27/00; G01N 27/44;
G01N 27/791; B01L 3/00; B01L 3/50;
B01L 3/502; B01L 3/5027; B01L
3/502707; B01L 3/502715; B01L 3/5023;
B01L 9/00; B01L 9/52; B01L 9/523;
B01L 9/527; B01L 9/56

See application file for complete search history.

(56) **References Cited**

U.S. PATENT DOCUMENTS

7,223,371 B2 * 5/2007 Hayenga G01N 15/1404
422/50
D614,151 S * 4/2010 Petersen D13/182

8,318,109 B2 * 11/2012 Saltsman G01N 33/5304
422/417
8,550,503 B2 * 10/2013 Davies F16L 41/18
422/546
8,747,777 B2 * 6/2014 Park B01L 3/502707
422/503
8,961,903 B2 * 2/2015 Sadaba Champetier De Ribes
B01L 3/5027
422/520
9,011,795 B2 * 4/2015 Lee B01L 3/502738
422/503
9,790,546 B2 * 10/2017 Froehlich B01F 25/31422
D878,622 S * 3/2020 Wild D24/224
10,732,649 B2 * 8/2020 Ismagilov B01L 3/502784
D951,479 S * 5/2022 Versteeg D24/224

(Continued)

Primary Examiner — Elizabeth J Oswecki

(74) *Attorney, Agent, or Firm* — Edna I. Gergel

(57) **CLAIM**

The ornamental design for a microfluidic polymer chip
interface bracket, as shown and described.

DESCRIPTION

The invention was made with government support under
Contract No. DE-AC05- 00OR22725 awarded by the U.S.
Department of Energy. The government has certain rights in
the invention.

FIG. 1 is a perspective view of a microfluidic polymer chip
interface bracket showing our new design;

FIG. 2 is a front view thereof;

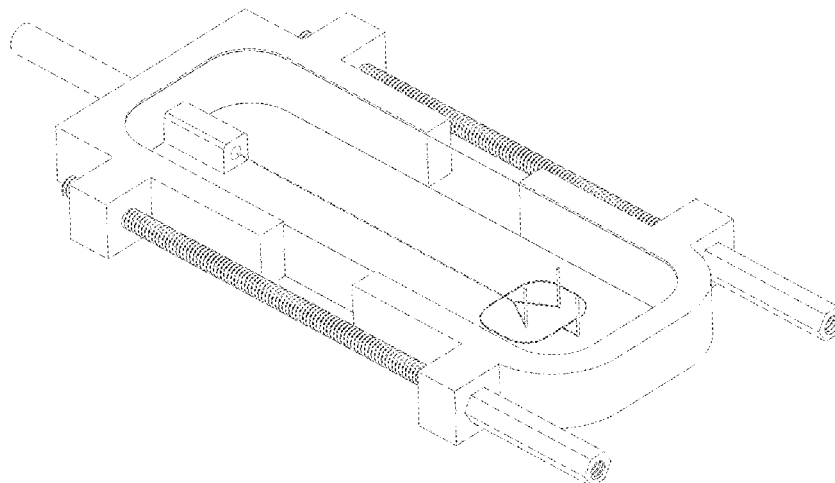
FIG. 3 is a right side view thereof, the left side view being
a mirror image thereof;

FIG. 4 is a back view thereof;

FIG. 5 is a top view thereof; and,

FIG. 6 is a bottom view thereof.

1 Claim, 5 Drawing Sheets



(56)

References Cited

U.S. PATENT DOCUMENTS

2004/0184964	A1*	9/2004	Watanabe	B01F 25/4331	422/502
2007/0166199	A1*	7/2007	Zhou	B01L 3/502738	422/400
2008/0003142	A1*	1/2008	Link	C12Q 1/6837	264/219
2009/0170189	A1*	7/2009	Park	B29C 66/61	435/288.7
2010/0216126	A1*	8/2010	Balachandran	B01F 33/30	422/82
2012/0009098	A1*	1/2012	Mouradian	B01L 3/502761	422/502
2012/0230887	A1*	9/2012	Zucchelli	C40B 60/14	422/502
2015/0087079	A1*	3/2015	Coffey	G01N 33/54306	436/501
2018/0353958	A1*	12/2018	Hinojosa	B01J 4/00	
2019/0143332	A1*	5/2019	Yu	B01L 3/563	422/503

* cited by examiner

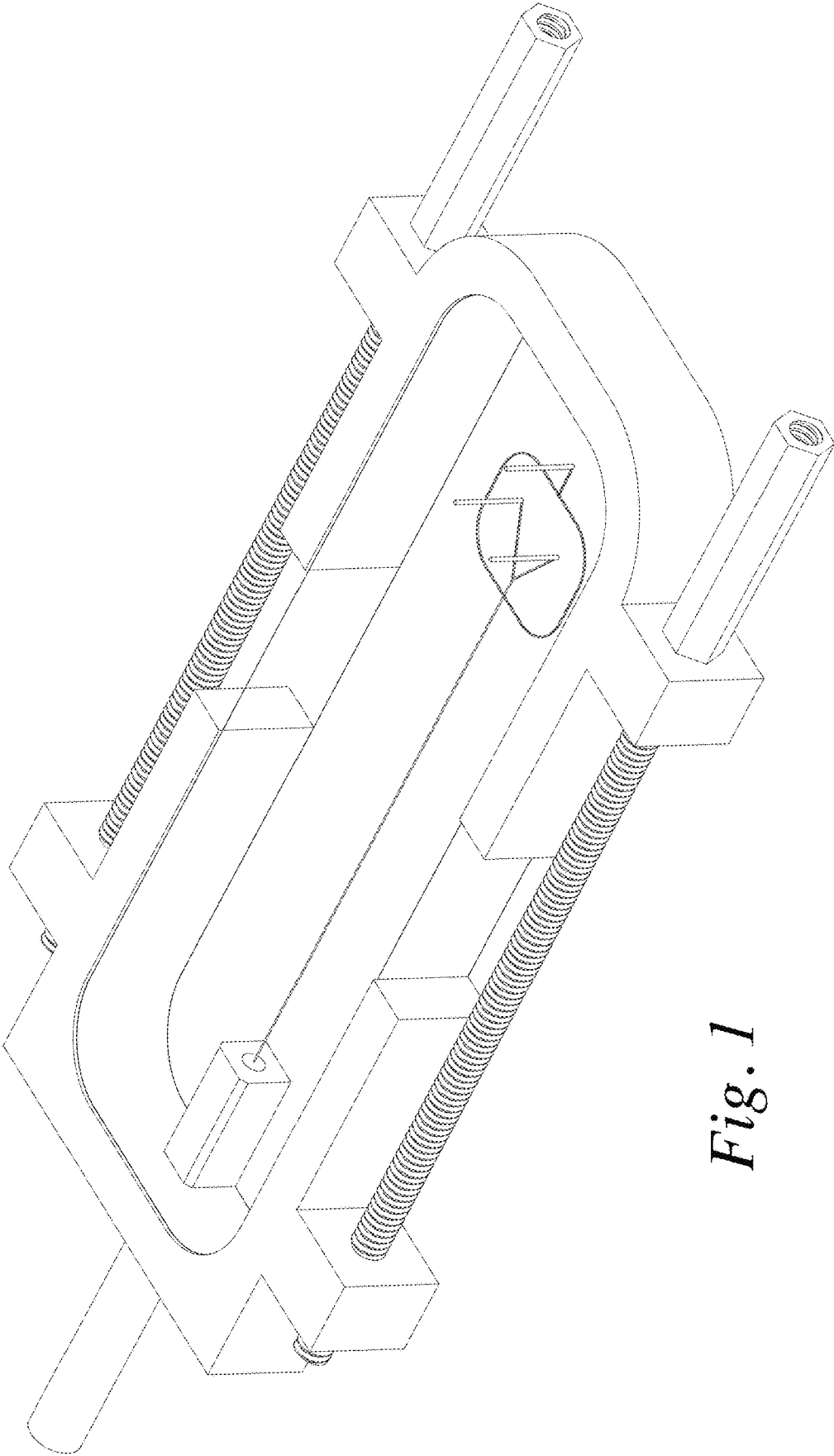


Fig. 1

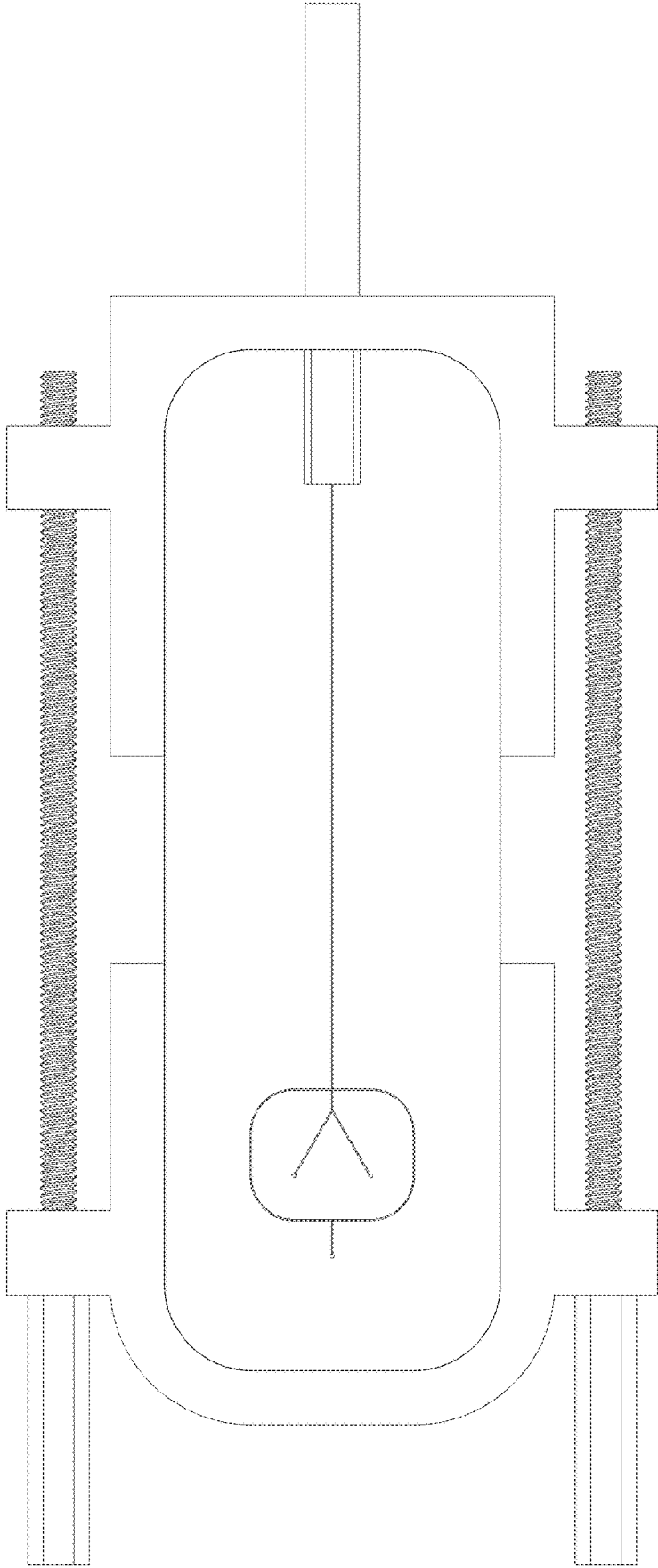


Fig. 2

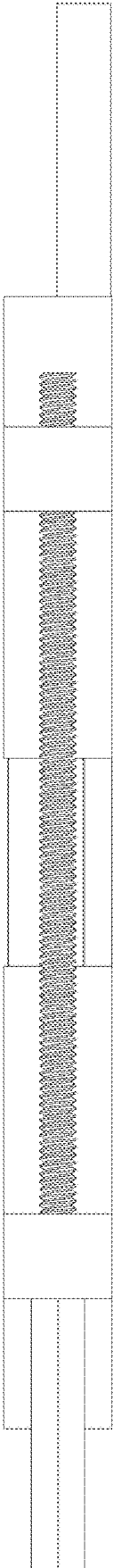


Fig. 3

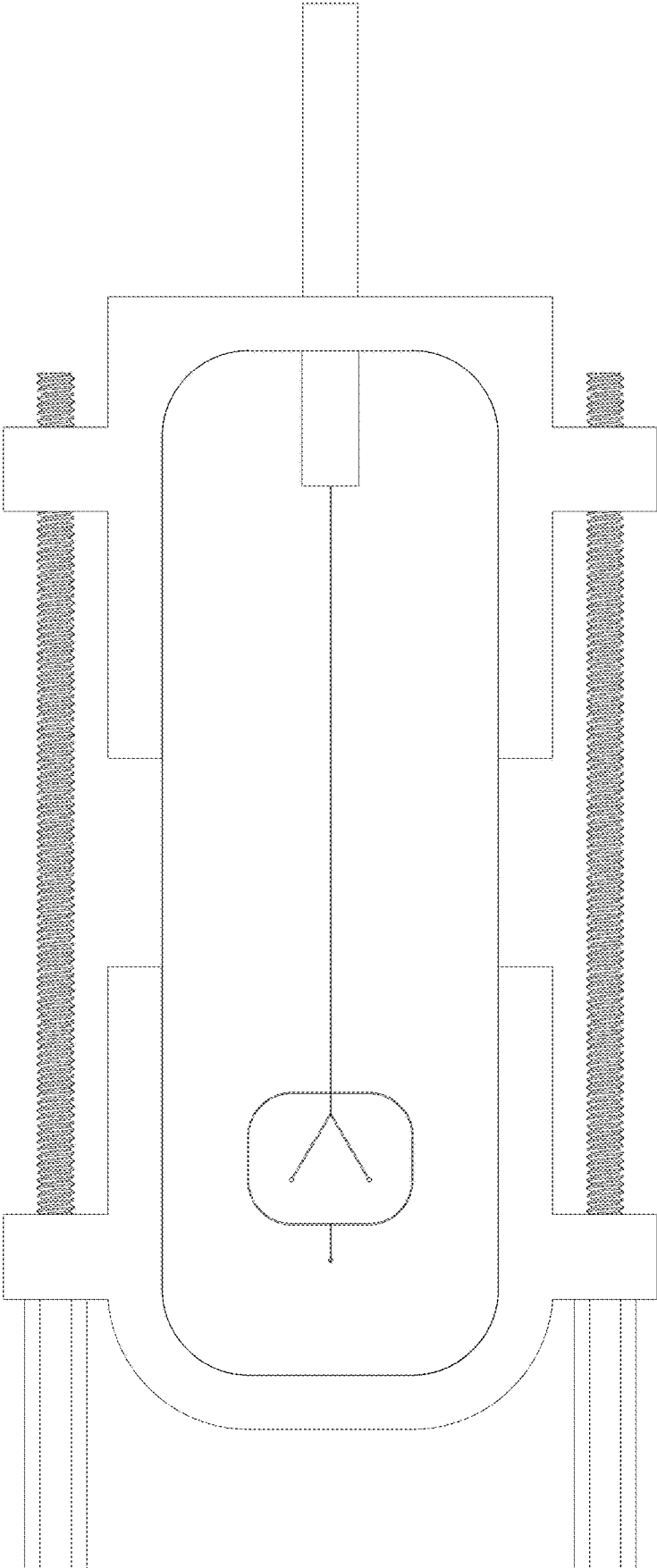


Fig. 4

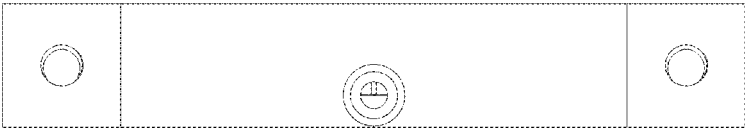


Fig. 5




Fig. 6