



US00D338010S

United States Patent [19]
Yamatogi

[11] **Patent Number: Des. 338,010**

[45] **Date of Patent: ** Aug. 3, 1993**

[54] **HEADPHONE**

4,597,469 7/1986 Nagashima 181/129

[75] **Inventor: Katsumi Yamatogi, Tokyo, Japan**

[73] **Assignee: Sony Corporation, Tokyo, Japan**

[**] **Term: 14 Years**

[21] **Appl. No.: 741,828**

[22] **Filed: Aug. 7, 1991**

[30] **Foreign Application Priority Data**

Mar. 29, 1991 [JP] Japan 3-9187

[52] **U.S. Cl. D14/205**

[58] **Field of Search D14/204-206,
D14/223; D29/19; 181/129; 379/430, 444;
381/25, 68, 158, 183, 187**

[56] **References Cited**

U.S. PATENT DOCUMENTS

- D. 286,772 11/1986 Pope D14/205
- D. 300,133 3/1989 Daidon et al. D14/205
- D. 305,541 1/1990 Hirose D14/205
- D. 310,081 8/1990 Daido et al. D14/205
- D. 316,861 5/1991 Yoda et al. D14/205
- D. 323,167 1/1992 Yamazaki et al. D14/205

OTHER PUBLICATIONS

Crutchfield Home Stereo Catalog Jun. 1982 p. 71 Mura Redset VII, left side.

W. Bell & Co. 1987-1988 Catalog p. 203 Sony FM/AM Walkman headset, item 3.

Primary Examiner—Bernard Ansher

Assistant Examiner—Sandra Morris

Attorney, Agent, or Firm—Lewis H. Eslinger; Jay H. Maioli

[57] **CLAIM**

The ornamental design for a headphone, as shown and described.

DESCRIPTION

FIG. 1 is a front elevational view of a headphone showing my new design;

FIG. 2 is a right-side elevational view thereof;

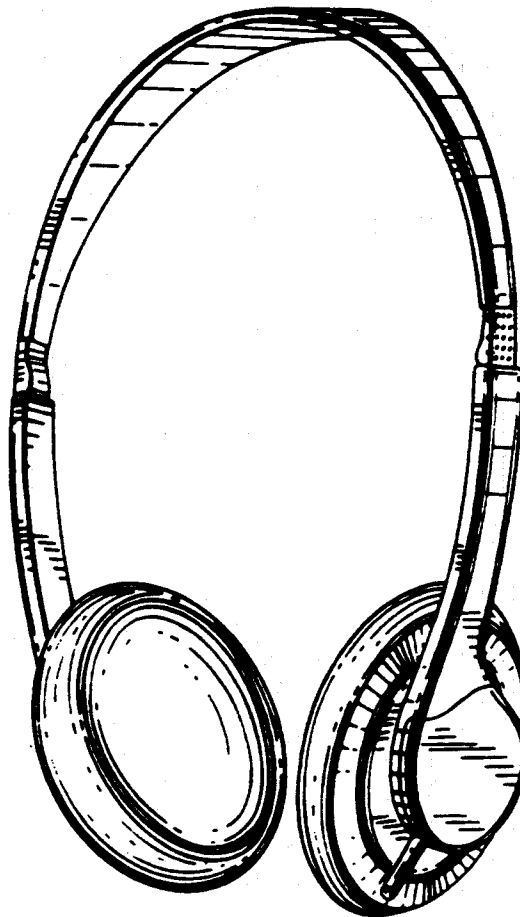
FIG. 3 is a left-side elevational view thereof;

FIG. 4 is a rear elevational view thereof;

FIG. 5 is a top plan view thereof;

FIG. 6 is a bottom plan view thereof; and,

FIG. 7 is a perspective view thereof.



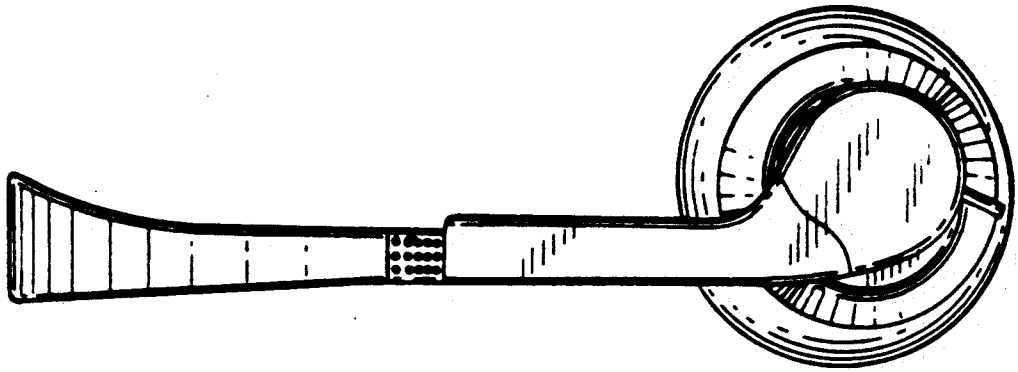


FIG. 2

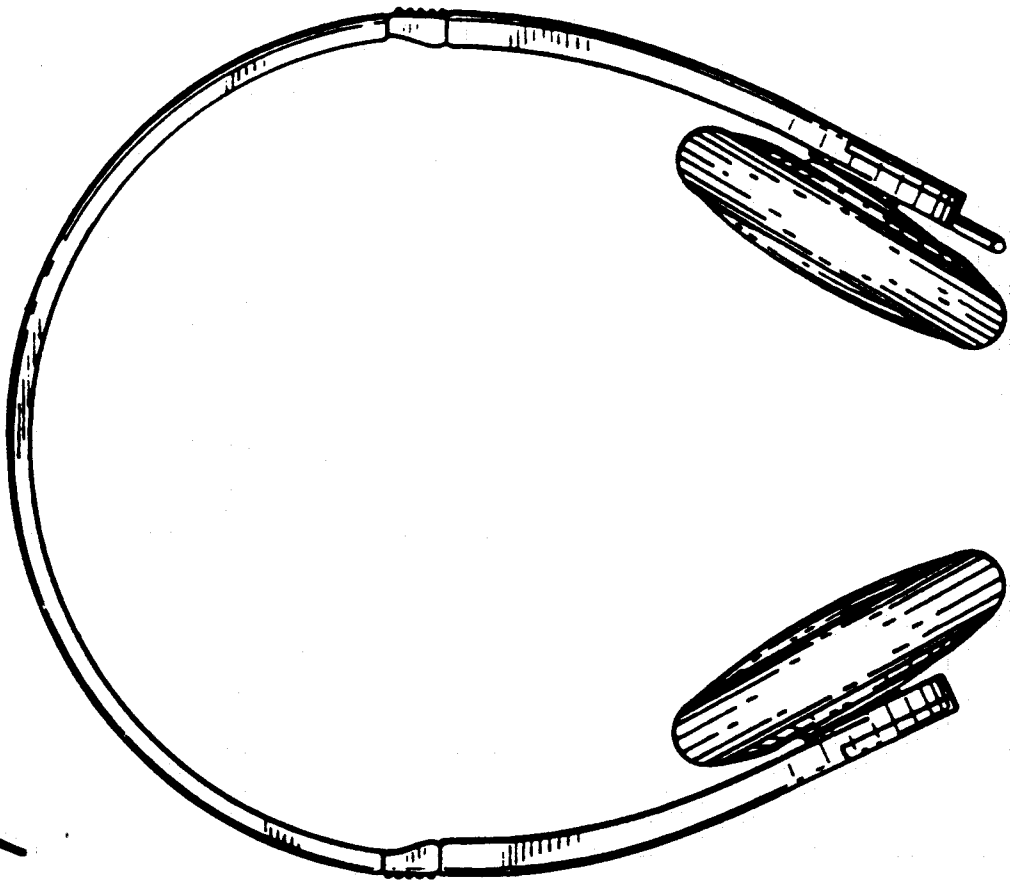


FIG. 1

FIG. 3

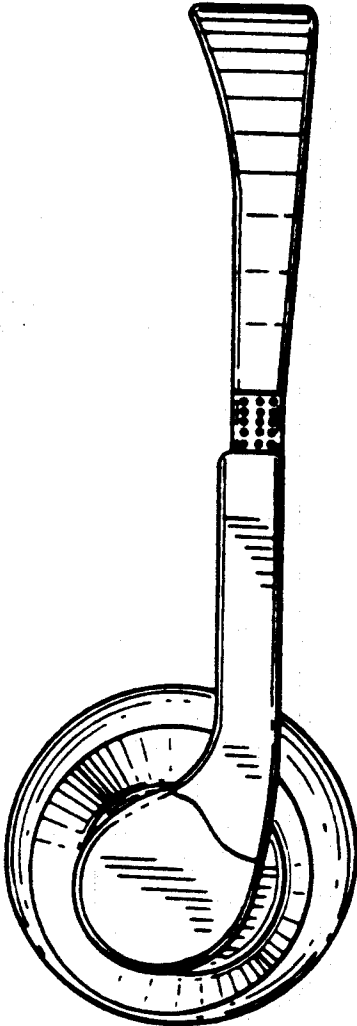


FIG. 5

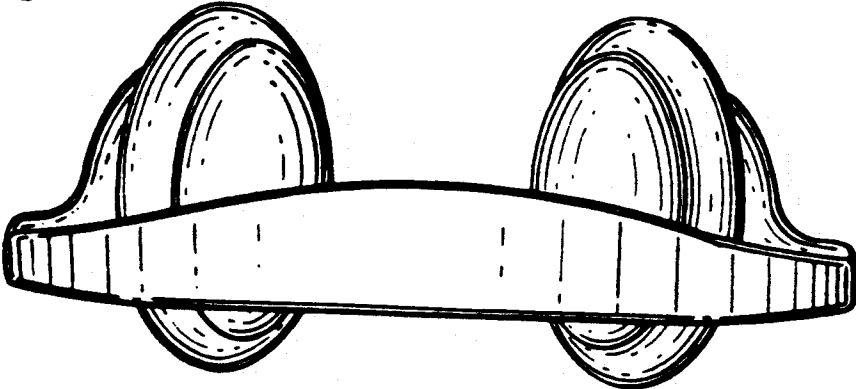


FIG. 4

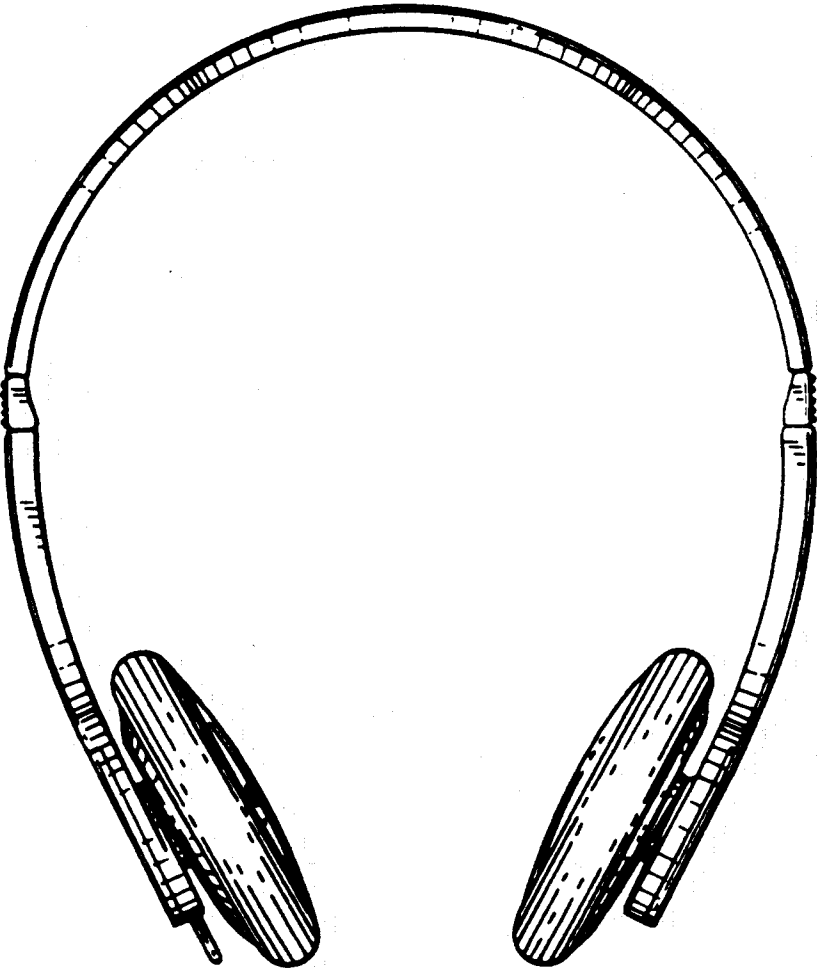


FIG. 6




FIG. 7

