



US00D667671S

(12) **United States Design Patent**
Rinehart

(10) **Patent No.:** **US D667,671 S**

(45) **Date of Patent:** **** Sep. 25, 2012**

(54) **MATTRESS**

(75) Inventor: **Alan Rinehart**, Spencerville, IN (US)

(73) Assignee: **FXI, Inc.**, Media, PA (US)

(**) Term: **14 Years**

(21) Appl. No.: **29/397,511**

(22) Filed: **Jul. 18, 2011**

5,065,485 A	11/1991	Zocco	
5,070,560 A	12/1991	Wilkinson	
5,172,436 A *	12/1992	Masuda	5/693
D339,261 S *	9/1993	Limon et al.	D6/596
5,259,079 A	11/1993	Visser et al.	
5,317,768 A *	6/1994	Klancnik	5/736
D366,175 S *	1/1996	Bonaddio et al.	D6/596
5,509,154 A	4/1996	Shafer et al.	
5,524,307 A	6/1996	Griffin	
5,815,865 A	10/1998	Washburn et al.	
D403,193 S *	12/1998	Felter et al.	D6/596
5,960,496 A	10/1999	Boyd	

(Continued)

Related U.S. Application Data

(62) Division of application No. 29/367,927, filed on Aug. 16, 2010, now Pat. No. Des. 642,847.

(51) **LOC (9) Cl.** **06-09**

(52) **U.S. Cl.** **D6/605**

(58) **Field of Classification Search** D6/595-606,
D6/382, 392; 5/901, 736, 740, 739, 690,
5/709, 724, 717, 718

See application file for complete search history.

FOREIGN PATENT DOCUMENTS

WO WO-2006105169 A2 10/2006

Primary Examiner — Lucy Lieberman

(74) *Attorney, Agent, or Firm* — Connolly Bove Lodge & Hutz LLP

(57) **CLAIM**

The ornamental design for a mattress, as shown and described.

(56)

References Cited

U.S. PATENT DOCUMENTS

D32,525 S *	4/1900	Underwood	D99/34
3,197,357 A *	7/1965	Schulpen	428/158
3,258,791 A *	7/1966	Kaplan	5/736
D228,269 S	9/1973	Berkel	
D245,747 S	9/1977	Ikeda	
D264,163 S *	5/1982	Chapman	D6/596
D278,489 S	4/1985	Ragland	
4,686,724 A *	8/1987	Bedford	5/652.1
4,686,725 A *	8/1987	Mitchell	5/692
4,825,488 A *	5/1989	Bedford	5/726
4,837,879 A *	6/1989	Parnham	5/648
4,862,538 A	9/1989	Spann et al.	
4,879,776 A *	11/1989	Farley	5/430
D308,453 S *	6/1990	Elrod	D6/596
4,999,868 A *	3/1991	Kraft	5/730

DESCRIPTION

FIG. 1 is a right side and top perspective view of a mattress showing my new design;

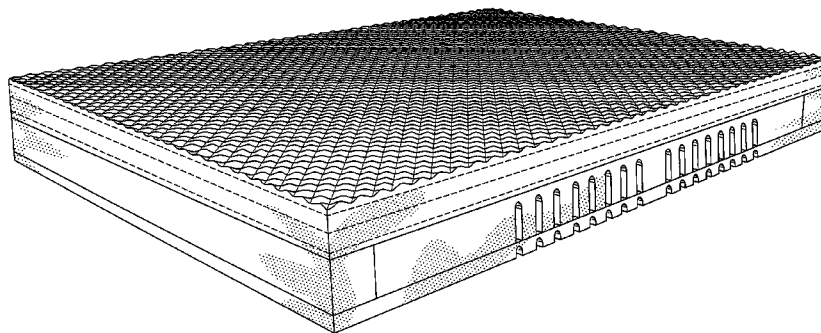
FIG. 2 is a right side elevational view of the mattress of FIG. 1, wherein the left side elevational view is a mirror image thereof;

FIG. 3 is a left bottom perspective view of the mattress of FIG. 1; and,

FIG. 4 is a front elevational view of the mattress of FIG. 1, wherein the rear elevational view is identical thereto.

The broken lines shown in the drawings are included for the purpose of showing environmental structure that forms no part of the claimed design.

1 Claim, 2 Drawing Sheets



US D667,671 S

Page 2

U.S. PATENT DOCUMENTS											
D421,358	S *	3/2000	Henson	D6/596	7,065,816	B2 *	6/2006	McGettigan	5/731
6,115,861	A	9/2000	Reeder et al.			7,251,847	B2	8/2007	Wells		
6,212,720	B1	4/2001	Antinori et al.			7,334,280	B1 *	2/2008	Swartzburg	5/724
6,256,821	B1 *	7/2001	Boyd	5/722	7,424,763	B2	9/2008	Gladney		
6,317,912	B1	11/2001	Graebe et al.			7,631,381	B2	12/2009	Flippin		
6,378,152	B1	4/2002	Washburn et al.			7,661,166	B1	2/2010	Marling et al.		
6,578,220	B1 *	6/2003	Smith	5/740	7,886,386	B2 *	2/2011	Balonick et al.	5/709
6,668,409	B1 *	12/2003	Blumer	5/740	D633,322	S	3/2011	Morrison		
D486,027	S	2/2004	Baxter et al.			D642,413	S *	8/2011	Rinehart	D6/606
6,782,575	B1 *	8/2004	Robinson	5/740	7,992,242	B2 *	8/2011	Antinori	5/727

* cited by examiner

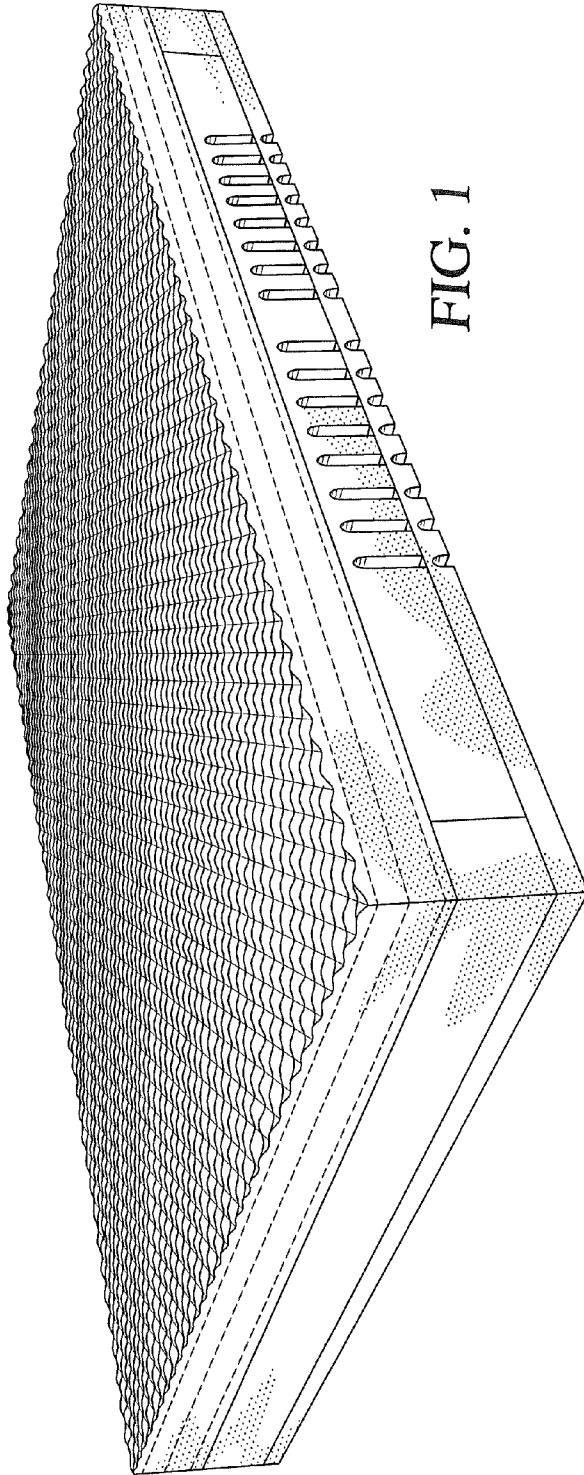


FIG. 1

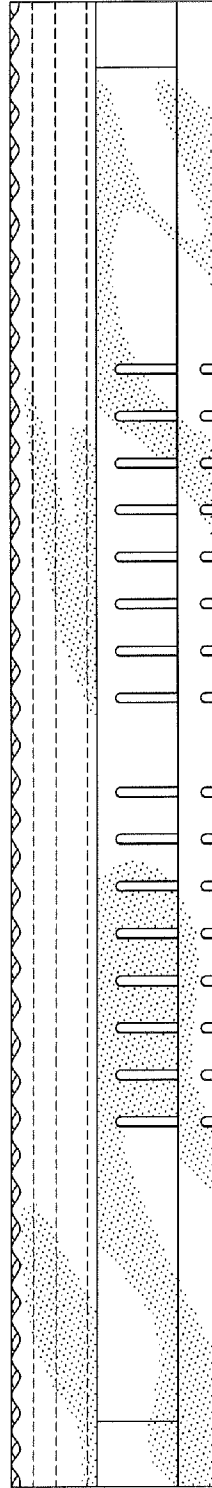


FIG. 2

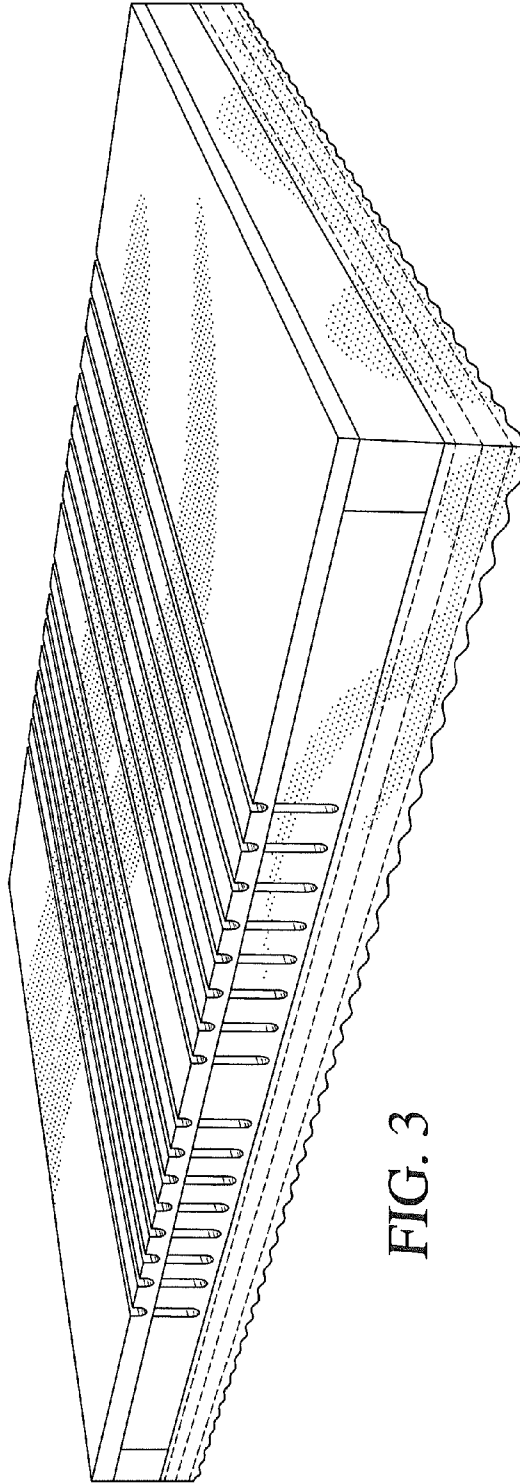


FIG. 3

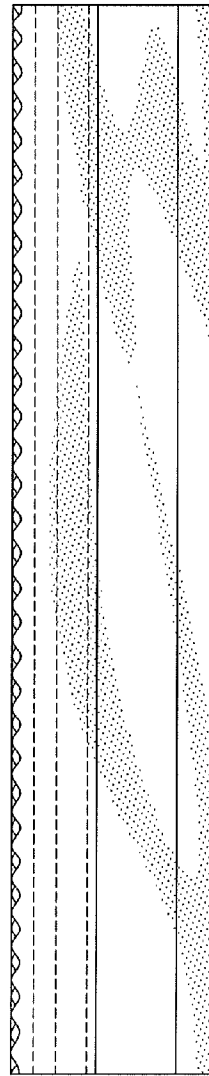


FIG. 4