



US00D334210S

# United States Patent [19]

**Menchetti**

**[11] Patent Number: Des. 334,210****[45] Date of Patent: \*\* Mar. 23, 1993****[54] COMBINED DISPLAY CARD AND TAPE HOLDER****[75] Inventor: Emilio N. Menchetti, Noranda, Australia****[73] Assignee: Family Reflections Pty Ltd., Western Australia, Australia****[\*\*] Term: 14 Years****[21] Appl. No.: 592,893****[22] Filed: Oct. 4, 1990****[30] Foreign Application Priority Data**

Apr. 4, 1990 [AU] Australia ..... 1018/90

**[52] U.S. Cl. .... D19/2****[58] Field of Search .... D19/26, 27, 28, 29, D19/30, 31, 1, 2; 206/387, 232, 423-444; 281/31; D3/35; D20/19; D9/415, 418****[56] References Cited****U.S. PATENT DOCUMENTS**

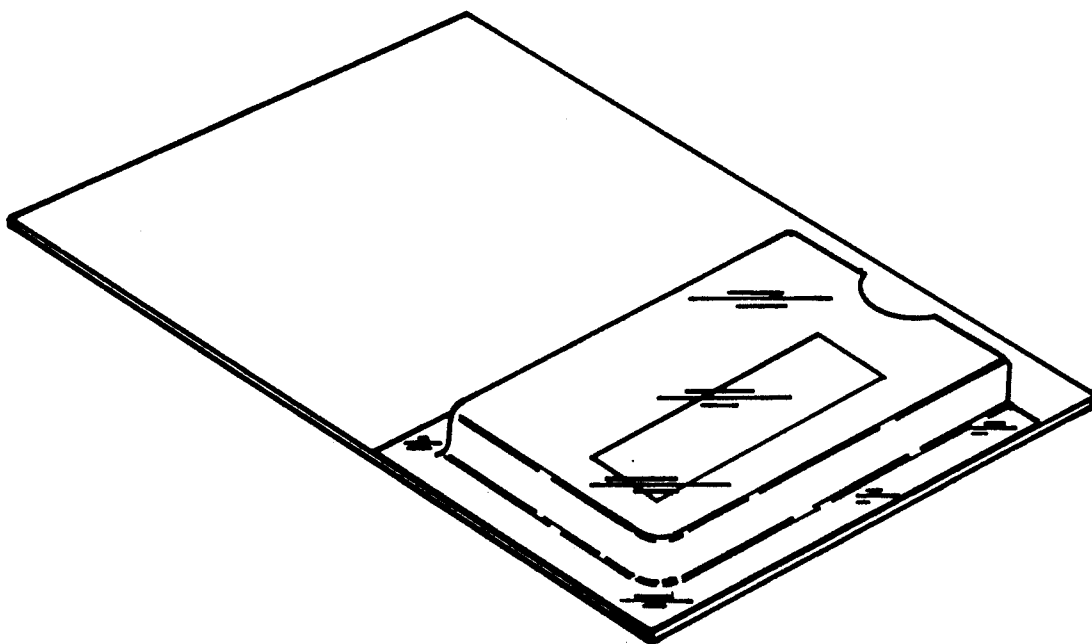
D. 34,120 2/1901 Housh ..... D19/1  
1,787,569 1/1931 Deutschmeister ..... 206/232 X  
4,002,355 1/1977 Sendor ..... 281/314  
4,765,466 8/1988 Ivey ..... 206/387 X  
5,022,522 6/1991 Kennedy ..... 281/314

*Primary Examiner*—James M. Gandy*Attorney, Agent, or Firm*—Abelman Frayne & Schwab**[57] CLAIM**

The ornamental design for a combined display card and tape holder, as shown and described.

**DESCRIPTION**

FIG. 1 is a front perspective view of a combined display card and a tape holder showing my new design; FIG. 2 is a rear perspective view thereof; FIG. 3 is a front elevation view thereof; FIG. 4 is a rear elevation view thereof; FIG. 5 is a bottom plan view thereof, the top being a mirror image of that shown; FIG. 6 is a rear elevation view thereof with the display card in unfolded condition; and, FIG. 7 is a right side elevation view thereof.



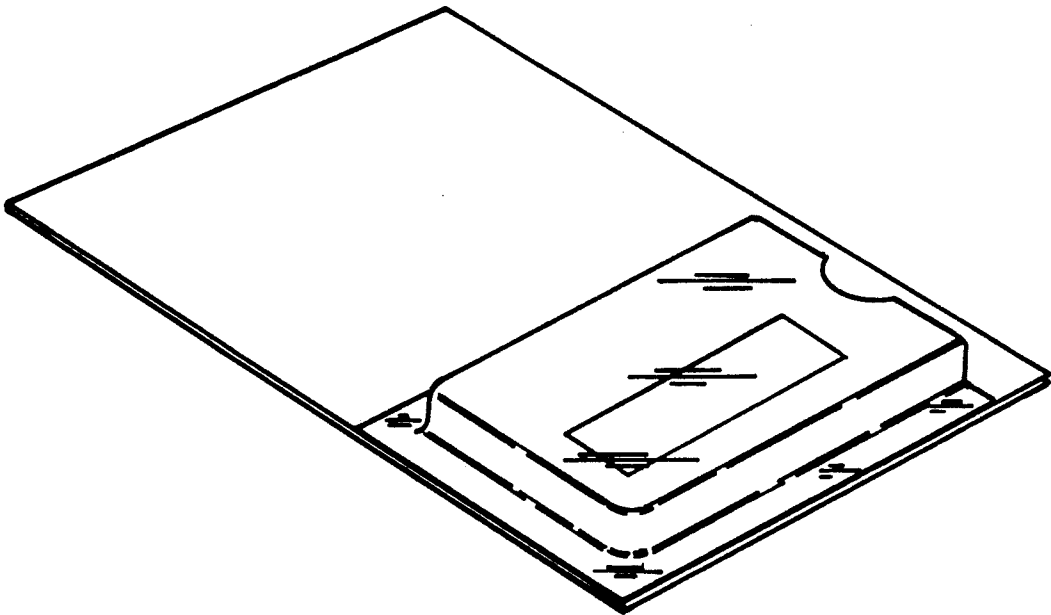


Fig. 1.

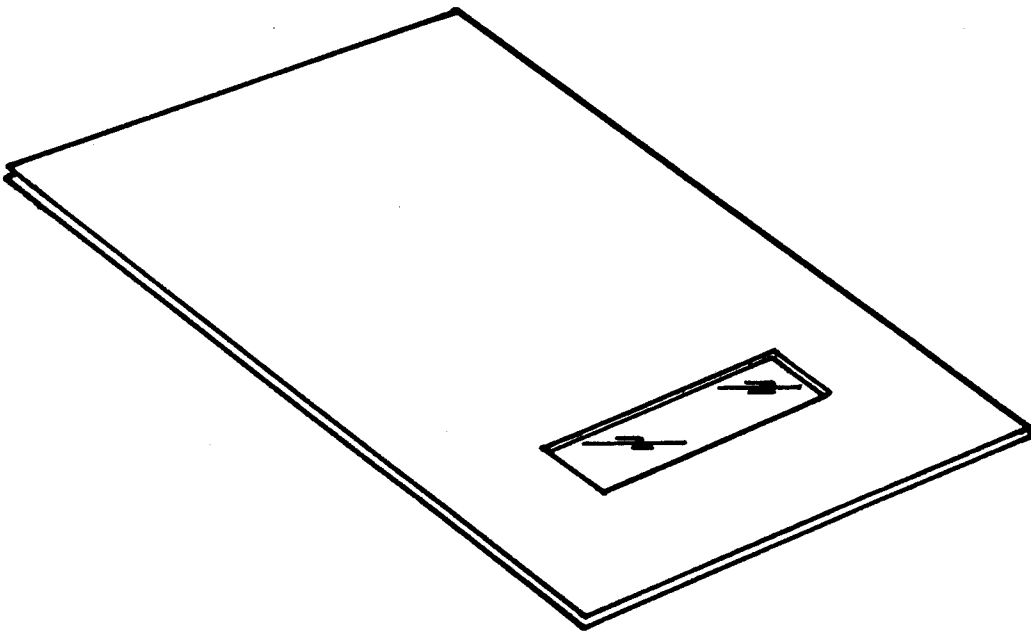


Fig. 2.

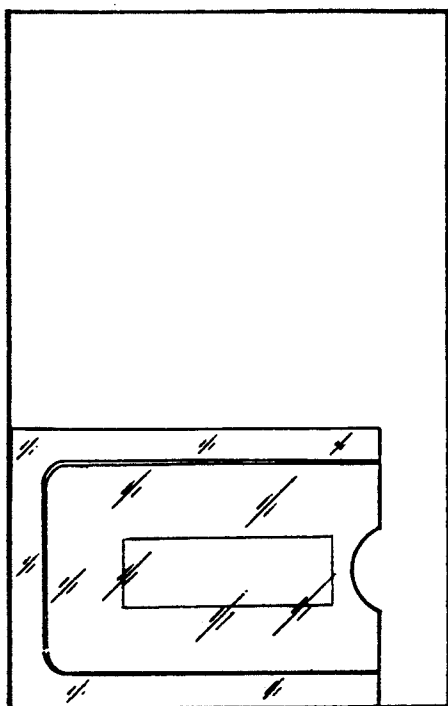


Fig. 3.



Fig. 7.




Fig. 4.

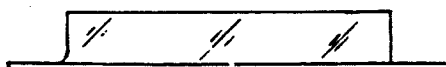


Fig. 5.

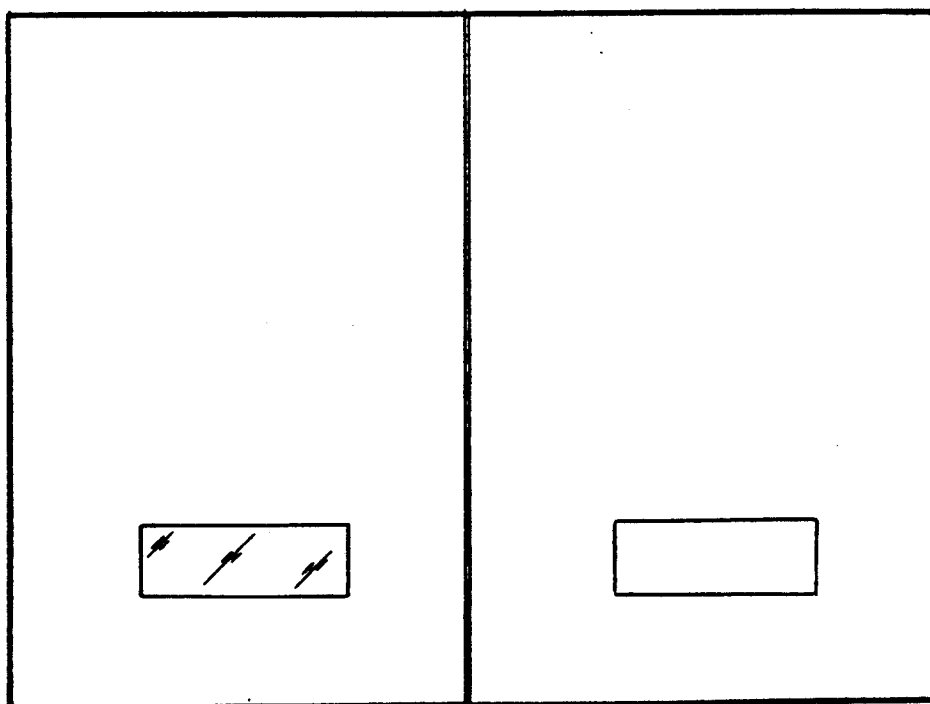


Fig. 6.