

(12) INTERNATIONAL APPLICATION PUBLISHED UNDER THE PATENT COOPERATION TREATY (PCT)

(19) World Intellectual Property
Organization
International Bureau



(43) International Publication Date
28 May 2015 (28.05.2015)

(10) International Publication Number
WO 2015/077502 A1

- (51) **International Patent Classification:**
C07D 471/12 (2006.01) *A61K 31/437* (2006.01)
C07D 471/04 (2006.01)
- (21) **International Application Number:**
PCT/US2014/066705
- (22) **International Filing Date:**
20 November 2014 (20.11.2014)
- (25) **Filing Language:** English
- (26) **Publication Language:** English
- (30) **Priority Data:**
61/907,947 22 November 2013 (22.11.2013) US
62/038,093 15 August 2014 (15.08.2014) US
- (71) **Applicant:** PHARMAKEA, INC. [US/US]; 12780 El Camino Real, Suite 200, San Diego, CA 92130 (US).
- (72) **Inventors:** HUTCHINSON, John, Howard; 1262 Upas Street, San Diego, CA 92103 (US). LONERGAN, David; 1512 Black Walnut Drive, San Marcos, CA 92078 (US). ROWBOTTOM, Martin; 8389 Reagan Glen, San Diego, CA 92127 (US). LAI, Andiliy, Gokching; 7360 Calle Cristobal, Unit 112, San Diego, CA 92126 (US).
- (74) **Agent:** HOSTETLER, Michael, J.; Wilson Sonsini Goodrich & Rosati, 650 Page Mill Road, Palo Alto, CA 94304 (US).

- (81) **Designated States** (*unless otherwise indicated, for every kind of national protection available*): AE, AG, AL, AM, AO, AT, AU, AZ, BA, BB, BG, BH, BN, BR, BW, BY, BZ, CA, CH, CL, CN, CO, CR, CU, CZ, DE, DK, DM, DO, DZ, EC, EE, EG, ES, FI, GB, GD, GE, GH, GM, GT, HN, HR, HU, ID, IL, IN, IR, IS, JP, KE, KG, KN, KP, KR, KZ, LA, LC, LK, LR, LS, LU, LY, MA, MD, ME, MG, MK, MN, MW, MX, MY, MZ, NA, NG, NI, NO, NZ, OM, PA, PE, PG, PH, PL, PT, QA, RO, RS, RU, RW, SA, SC, SD, SE, SG, SK, SL, SM, ST, SV, SY, TH, TJ, TM, TN, TR, TT, TZ, UA, UG, US, UZ, VC, VN, ZA, ZM, ZW.
- (84) **Designated States** (*unless otherwise indicated, for every kind of regional protection available*): ARIPO (BW, GH, GM, KE, LR, LS, MW, MZ, NA, RW, SD, SL, ST, SZ, TZ, UG, ZM, ZW), Eurasian (AM, AZ, BY, KG, KZ, RU, TJ, TM), European (AL, AT, BE, BG, CH, CY, CZ, DE, DK, EE, ES, FI, FR, GB, GR, HR, HU, IE, IS, IT, LT, LU, LV, MC, MK, MT, NL, NO, PL, PT, RO, RS, SE, SI, SK, SM, TR), OAPI (BF, BJ, CF, CG, CI, CM, GA, GN, GQ, GW, KM, ML, MR, NE, SN, TD, TG).

Published:

— with international search report (Art. 21(3))

(54) **Title:** TETRACYCLIC AUTOTAXIN INHIBITORS

(57) **Abstract:** Described herein are compounds that are autotaxin inhibitors, methods of making such compounds, pharmaceutical compositions and medicaments comprising such compounds, and methods of using such compounds in the treatment of conditions, diseases, or disorders associated with autotaxin activity.



WO 2015/077502 A1

TETRACYCLIC AUTOTAXIN INHIBITORS

RELATED APPLICATIONS

[0001] This application claims the benefit of U.S. Provisional Patent Application No. 61/907,947 entitled “TETRACYCLIC AUTOTAXIN INHIBITORS” filed on November 22, 2013, and U.S. Provisional Patent Application No. 62/038,093 entitled “TETRACYCLIC AUTOTAXIN INHIBITORS” filed on August 15, 2014, each incorporated herein by reference in its entirety.

FIELD OF THE INVENTION

[0002] Described herein are compounds that are autotaxin inhibitors, methods of making such compounds, pharmaceutical compositions and medicaments comprising such compounds, and methods of using such compounds in the treatment of conditions, diseases, or disorders associated with autotaxin activity.

BACKGROUND OF THE INVENTION

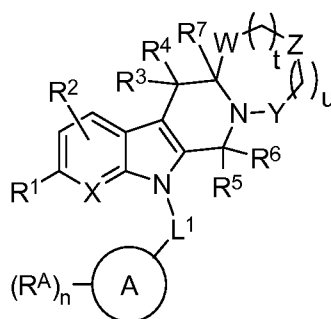
[0003] Lysophosphatidic acid (LPA) is a lipid mediator that functions, for example, as a mitogen, chemoattractant, and survival factor for many cell types. LPA signaling is implicated in, for example, cancer and fibrotic diseases.

SUMMARY OF THE INVENTION

[0004] Compounds described herein are autotaxin (ATX) inhibitors. In some embodiments, the autotaxin inhibitors described herein are useful as agents for the treatment or prevention of diseases or conditions in which ATX and/or LPA participates, is involved in the etiology or pathology of the disease, or is otherwise associated with at least one symptom of the disease. Inhibition of the physiological activity of ATX and/or LPA is useful in a variety of diseases or conditions. The ATX-LPA signaling pathway has been implicated in fibrotic diseases and cancer.

[0005] Compounds described herein are used in the treatment of diseases or conditions in which autotaxin activity contributes to the symptomology or progression of the disease, disorder or condition. In one aspect, the methods, compounds, pharmaceutical compositions, and medicaments described herein comprise autotaxin inhibitors.

[0006] In one aspect, described herein is a compound of Formula (Ia), or a pharmaceutically acceptable salt, or solvate thereof:



Formula (Ia)

wherein,

R^1 is H, halogen, -CN, C_1 - C_4 alkyl, - CF_3 , or C_1 - C_4 deuteroalkyl,;

R^2 is H, halogen, -CN, -OH, C_1 - C_4 alkyl, C_1 - C_4 fluoroalkyl, C_1 - C_4 deuteroalkyl, C_1 - C_4 alkoxy, or C_1 - C_4 fluoroalkoxy;

R^3 is H, F, C_1 - C_4 alkyl, or C_1 - C_4 fluoroalkyl;

R^4 is H, F, C_1 - C_4 alkyl, or C_1 - C_4 fluoroalkyl;

R^5 is H, F, C_1 - C_4 alkyl, or C_1 - C_4 fluoroalkyl;

R^6 is H, F, C_1 - C_4 alkyl, or C_1 - C_4 fluoroalkyl;

R^7 is H, or F;

R^8 is independently selected from H, -OH, - OR^9 , C_1 - C_6 alkyl, C_1 - C_6 fluoroalkyl;

L^1 is absent, substituted or unsubstituted C_1 - C_4 alkylene or substituted or unsubstituted C_3 - C_7 cycloalkylene;

A is a substituted or unsubstituted aryl, substituted or unsubstituted monocyclic heteroaryl, substituted or unsubstituted bicyclic heteroaryl, substituted or unsubstituted monocyclic heterocycloalkyl, substituted or unsubstituted bicyclic heterocycloalkyl;

each R^A substituent is independently H, halogen, OH, - OR^9 , -CN, - NO_2 , C_1 - C_6 alkyl, C_1 - C_6 fluoroalkyl, C_1 - C_6 deuteroalkyl, C_1 - C_6 heteroalkyl, substituted or unsubstituted C_3 - C_8 cycloalkyl, substituted or unsubstituted C_2 - C_{10} heterocycloalkyl, substituted or unsubstituted aryl, - C_1 - C_4 alkylene-substituted or unsubstituted aryl, substituted or unsubstituted heteroaryl, - C_1 - C_4 alkylene-substituted or unsubstituted heteroaryl, - $C(=O)R^9$, - $S(=O)_2R^9$, - $S(=O)R^9$, - SR^9 , - $S(=O)_2N(R^{10})_2$, - $NR^{10}S(=O)_2R^9$, - $OC(=O)R^9$, - CO_2R^{10} , - OCO_2R^9 , - $N(R^{10})_2$, - $C(=O)N(R^{10})_2$, - $OC(=O)N(R^{10})_2$, - $NHC(=O)R^9$, - $NHC(=O)OR^9$;

or two R^A groups may be taken together with the intervening atoms connecting the two R^A groups to form a substituted or unsubstituted ring containing 0-3 heteroatoms selected from -O-, - NR^{11} - and -S-;

n is 0, 1, 2, 3, or 4;

X is $-\text{CH}=\text{}$, $-\text{N}=\text{}$, or $-\text{CF}=\text{}$;

W is $-\text{C}(=\text{O})-$, $-\text{C}(=\text{S})-$, or $-\text{CH}_2-$;

Y is $-\text{C}(=\text{O})-$, $-\text{C}(=\text{S})-$, $-\text{CH}_2-$ or $-\text{CF}_2-$;

Z is $-\text{CH}_2-$, $-\text{O}-$, $>\text{N}-(\text{C}_1-\text{C}_6\text{alkyl})$, $-\text{Z}'-$, $-\text{Z}'-\text{NH}-$ or $-\text{NH}-\text{Z}'-$;

Z' is $>\text{N}-\text{L}^2-\text{B}-\text{L}^3-\text{Q}$;

L^2 is absent, substituted or unsubstituted $\text{C}_1-\text{C}_6\text{alkylene}$, substituted or unsubstituted $\text{C}_1-\text{C}_6\text{fluoroalkylene}$, or substituted or unsubstituted $\text{C}_3-\text{C}_6\text{cycloalkylene}$;

B is absent, $-\text{O}-$, $-\text{S}-$, $-\text{S}(=\text{O})-$, $-\text{S}(=\text{O})_2-$, $-\text{NR}^{11}-$, $-\text{C}(=\text{O})-$, $-\text{C}(=\text{O})\text{NR}^{10}-$, or $-\text{NR}^{10}\text{C}(=\text{O})-$;

L^3 is absent, substituted or unsubstituted $\text{C}_1-\text{C}_6\text{alkylene}$, substituted or unsubstituted $\text{C}_1-\text{C}_6\text{fluoroalkylene}$, or substituted or unsubstituted $\text{C}_3-\text{C}_6\text{cycloalkylene}$;

Q is $-\text{CO}_2\text{H}$, $-\text{CO}_2(\text{C}_1-\text{C}_6\text{alkyl})$, $-\text{OH}$, $-\text{B}(\text{OH})_2$, $-\text{C}(=\text{O})\text{NHSO}_2\text{R}^9$, $-\text{C}(=\text{O})\text{N}(\text{R}^{10})_2$, $-\text{C}(=\text{O})\text{NH}-\text{OH}$, $-\text{C}(=\text{O})\text{NH}-\text{CN}$, $-\text{SO}_2\text{NHC}(=\text{O})\text{R}^9$, $-\text{OP}(=\text{O})(\text{OH})_2$, $-\text{P}(=\text{O})(\text{OH})_2$, tetrazolyl, carboxylic acid bioisostere, substituted or unsubstituted monocyclic heterocycle, $-\text{S}(=\text{O})_2\text{R}^9$, $-\text{S}(=\text{O})\text{R}^9$, $-\text{SR}^9$, $-\text{S}(=\text{O})_2\text{N}(\text{R}^{10})_2$, $-\text{NR}^{10}\text{S}(=\text{O})_2\text{R}^9$, $-\text{OC}(=\text{O})\text{R}^9$, $-\text{OCO}_2\text{R}^9$, $-\text{N}(\text{R}^{10})_2$, $-\text{C}(=\text{O})\text{N}(\text{R}^{10})_2$, $-\text{OC}(=\text{O})\text{N}(\text{R}^{10})_2$, $-\text{NHC}(=\text{O})\text{R}^9$, $-\text{NHC}(=\text{O})\text{OR}^9$;

each R^9 is $\text{C}_1-\text{C}_6\text{alkyl}$, $\text{C}_1-\text{C}_6\text{fluoroalkyl}$, $\text{C}_1-\text{C}_6\text{deuteroalkyl}$, $\text{C}_3-\text{C}_6\text{cycloalkyl}$, a substituted or unsubstituted phenyl, $-\text{C}_1-\text{C}_4\text{alkylene}$ -substituted or unsubstituted aryl, a substituted or unsubstituted monocyclic heteroaryl, $-\text{C}_1-\text{C}_4\text{alkylene}$ -substituted or unsubstituted monocyclic heteroaryl, or a substituted or unsubstituted bicyclic heteroaryl;

each R^{10} is independently selected from H, $\text{C}_1-\text{C}_6\text{alkyl}$, $\text{C}_1-\text{C}_6\text{fluoroalkyl}$, $\text{C}_1-\text{C}_6\text{deuteroalkyl}$, $\text{C}_3-\text{C}_6\text{cycloalkyl}$, a substituted or unsubstituted phenyl, $-\text{C}_1-\text{C}_4\text{alkylene}$ -substituted or unsubstituted aryl, a substituted or unsubstituted monocyclic heteroaryl, or $-\text{C}_1-\text{C}_4\text{alkylene}$ -substituted or unsubstituted monocyclic heteroaryl;

or two R^{10} groups attached to the same N atom are taken together with the N atom to which they are attached to form a substituted or unsubstituted heterocycle;

R^{11} is H, $\text{C}_1-\text{C}_6\text{alkyl}$, $\text{C}_1-\text{C}_6\text{fluoroalkyl}$, $\text{C}_1-\text{C}_6\text{deuteroalkyl}$, $\text{C}_3-\text{C}_6\text{cycloalkyl}$, a substituted or unsubstituted phenyl, $-\text{C}_1-\text{C}_4\text{alkylene}$ -substituted or unsubstituted aryl, a substituted or unsubstituted monocyclic heteroaryl, or $-\text{C}_1-\text{C}_4\text{alkylene}$ -substituted or unsubstituted monocyclic heteroaryl, $-\text{S}(=\text{O})_2\text{R}^9$, $-\text{C}(=\text{O})\text{R}^9$, $-\text{CO}_2\text{R}^{10}$, or $-\text{C}(=\text{O})\text{N}(\text{R}^{10})_2$;

t is 0 or 1;

u is 0 or 1.

[0007] For any and all of the embodiments, substituents are selected from among a subset of the listed alternatives. For example, in some embodiments, t is 0 or 1. In other embodiments, t is 0. In some embodiments, u is 0 or 1. In some embodiments, u is 0.

[0008] In some embodiments, Z is $-\text{CH}_2-$, $-\text{O}-$, $>\text{N}-(\text{C}_1-\text{C}_6\text{alkyl})$, or $-\text{Z}'-$; Z' is $>\text{N}-\text{L}^2-\text{B}-\text{L}^3-\text{Q}$; L^2 is absent, substituted or unsubstituted $\text{C}_1-\text{C}_6\text{alkylene}$, substituted or unsubstituted $\text{C}_1-\text{C}_6\text{fluoroalkylene}$, or substituted or unsubstituted $\text{C}_3-\text{C}_6\text{cycloalkylene}$; B is absent, $-\text{O}-$, $-\text{S}-$, $-\text{S}(=\text{O})-$, $-\text{S}(=\text{O})_2-$, $-\text{NR}^{11}-$, $-\text{C}(=\text{O})-$, $-\text{C}(=\text{O})\text{NR}^{10}-$, or $-\text{NR}^{10}\text{C}(=\text{O})-$; L^3 is absent, substituted or unsubstituted $\text{C}_1-\text{C}_6\text{alkylene}$, substituted or unsubstituted $\text{C}_1-\text{C}_6\text{fluoroalkylene}$, or substituted or unsubstituted $\text{C}_3-\text{C}_6\text{cycloalkylene}$; Q is $-\text{CO}_2\text{H}$, $-\text{CO}_2(\text{C}_1-\text{C}_6\text{alkyl})$, $-\text{OH}$, $-\text{B}(\text{OH})_2$, $-\text{C}(=\text{O})\text{NHSO}_2\text{R}^9$, $-\text{C}(=\text{O})\text{N}(\text{R}^{10})_2$, $-\text{C}(=\text{O})\text{NH}-\text{OH}$, $-\text{C}(=\text{O})\text{NH}-\text{CN}$, $-\text{SO}_2\text{NHC}(=\text{O})\text{R}^9$, $-\text{OP}(=\text{O})(\text{OH})_2$, $-\text{P}(=\text{O})(\text{OH})_2$, tetrazolyl, or carboxylic acid bioisostere.

[0009] In some embodiments, Z is $-\text{Z}'-$.

[0010] In some embodiments, L^2 is $\text{C}_1-\text{C}_6\text{alkylene}$, or $\text{C}_3-\text{C}_6\text{cycloalkylene}$; B is absent; L^3 is absent.

[0011] In some embodiments, L^2 is $\text{C}_1-\text{C}_6\text{alkylene}$; B is absent; L^3 is absent or $\text{C}_3-\text{C}_6\text{cycloalkylene}$.

[0012] In some embodiments, L^2 is $\text{C}_1-\text{C}_6\text{alkylene}$; Q is $-\text{CO}_2\text{H}$, $-\text{CO}_2(\text{C}_1-\text{C}_6\text{alkyl})$, $-\text{B}(\text{OH})_2$, $-\text{C}(=\text{O})\text{NHSO}_2\text{R}^9$, $-\text{C}(=\text{O})\text{N}(\text{R}^{10})_2$, tetrazolyl, or carboxylic acid bioisostere.

[0013] In some embodiments, L^2 is absent, $-\text{CH}_2-$, $-\text{CH}_2\text{CH}_2-$, $-\text{CH}_2\text{CH}_2\text{CH}_2-$, or $-\text{CH}_2\text{CH}_2\text{CH}_2\text{CH}_2-$; Q is $-\text{CO}_2\text{H}$, or $-\text{CO}_2(\text{C}_1-\text{C}_6\text{alkyl})$.

[0014] In some embodiments, R^3 is H, F, Cl, Br, $-\text{CN}$, $-\text{OH}$, $-\text{CH}_3$, or $-\text{CF}_3$; R^4 is H, F, Cl, Br, $-\text{CN}$, $-\text{OH}$, $-\text{CH}_3$, or $-\text{CF}_3$; or R^3 and R^4 are taken together with the carbon atom to which they are attached to form $-\text{C}(=\text{O})-$ or cyclopropyl.

[0015] In some embodiments, R^3 is H.

[0016] In some embodiments, R^4 is H.

[0017] In some embodiments, R^5 is H, F, Cl, $-\text{CH}_3$, or $-\text{CF}_3$;

[0018] R^6 is H, F, Cl, $-\text{CH}_3$, or $-\text{CF}_3$.

[0019] In some embodiments, R^5 is H.

[0020] In some embodiments, R^6 is H.

[0021] In some embodiments, R^7 is H, F, Cl, $-\text{CH}_3$, or $-\text{CF}_3$.

[0022] In some embodiments, R^7 is H.

[0023] In some embodiments, L^1 is absent or $\text{C}_{1-4}\text{alkylene}$;

[0024] A is phenyl, naphthyl, furanyl, pyrrolyl, oxazolyl, thiazolyl, imidazolyl, pyrazolyl, triazolyl, tetrazolyl, isoxazolyl, isothiazolyl, oxadiazolyl, thiadiazolyl, pyridinyl, pyrimidinyl,

pyrazinyl, pyridazinyl, triazinyl, quinolinyl, isoquinolinyl, quinazolinyl, quinoxaliny, naphthyridinyl, indolyl, indazolyl, benzoxazolyl, benzisoxazolyl, benzofuranyl, benzothienyl, benzothiazolyl, benzimidazolyl, purinyl, cinnolinyl, phthalazinyl, pteridinyl, pyridopyrimidinyl, pyrazolopyrimidinyl, or azaindolyl.

[0025] In some embodiments, L^1 is absent, $-\text{CH}_2-$, $-\text{CH}_2\text{CH}_2-$, $-\text{CH}_2\text{CH}_2\text{CH}_2-$, or $-\text{CH}_2\text{CH}_2\text{CH}_2\text{CH}_2-$.

[0026] In some embodiments, L^1 is $-\text{CH}_2-$.

[0027] In some embodiments, A is phenyl.

[0028] In some embodiments, A is pyridinyl, pyrimidinyl, pyrazinyl, pyridazinyl, or triazinyl.

[0029] In some embodiments, A is pyridinyl.

[0030] In some embodiments, A is furanyl, pyrrolyl, oxazolyl, thiazolyl, imidazolyl, pyrazolyl, triazolyl, tetrazolyl, isoxazolyl, isothiazolyl, oxadiazolyl, thiadiazolyl, pyridinyl, pyrimidinyl, pyrazinyl, pyridazinyl, or triazinyl.

[0031] In some embodiments, A is furanyl, pyrrolyl, oxazolyl, thiazolyl, imidazolyl, pyrazolyl, triazolyl, tetrazolyl, isoxazolyl, isothiazolyl, oxadiazolyl, or thiadiazolyl.

[0032] In some embodiments, A is quinolinyl, isoquinolinyl, quinazolinyl, quinoxaliny, naphthyridinyl, indolyl, indazolyl, benzoxazolyl, benzisoxazolyl, benzofuranyl, benzothienyl, benzothiazolyl, benzimidazolyl, purinyl, cinnolinyl, phthalazinyl, pteridinyl, pyridopyrimidinyl, pyrazolopyrimidinyl, or azaindolyl.

[0033] In some embodiments, R^1 is H, halogen, $-\text{CN}$, $-\text{OH}$, $\text{C}_1\text{-C}_4$ alkyl, $\text{C}_1\text{-C}_4$ fluoroalkyl, $\text{C}_1\text{-C}_4$ deuteroalkyl, $\text{C}_1\text{-C}_4$ alkoxy, $\text{C}_1\text{-C}_4$ fluoroalkoxy, or $\text{C}_1\text{-C}_4$ hydroxyalkyl.

[0034] In some embodiments, R^1 is H, F, Cl, Br, $-\text{CN}$, $-\text{OH}$, $-\text{CH}_3$, $-\text{CF}_3$, $-\text{CD}_3$, $-\text{OCH}_3$, $-\text{OCH}_2\text{CH}_3$, $-\text{OCF}_3$, $-\text{OCH}_2\text{CF}_3$, or $-\text{CH}_2\text{OH}$.

[0035] In some embodiments, R^1 is H, F or Cl.

[0036] In some embodiments, R^2 is H, halogen, $-\text{CN}$, $-\text{OH}$, $\text{C}_1\text{-C}_4$ alkyl, $\text{C}_1\text{-C}_4$ fluoroalkyl, $\text{C}_1\text{-C}_4$ deuteroalkyl, $\text{C}_1\text{-C}_4$ alkoxy, or $\text{C}_1\text{-C}_4$ fluoroalkoxy.

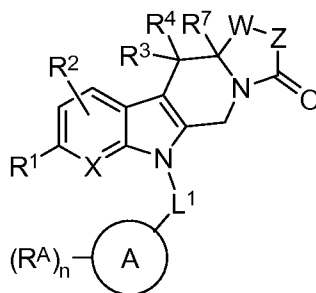
[0037] In some embodiments, R^2 is H, F, Cl, Br, I, $-\text{CN}$, $-\text{OH}$, $-\text{CH}_3$, $-\text{CF}_3$, $-\text{CD}_3$, $-\text{OCH}_3$, $-\text{OCH}_2\text{CH}_3$, $-\text{OCF}_3$, $-\text{OCH}_2\text{CF}_3$.

[0038] In some embodiments, R^2 is H, F, or Cl.

[0039] In some embodiments, t is 0.

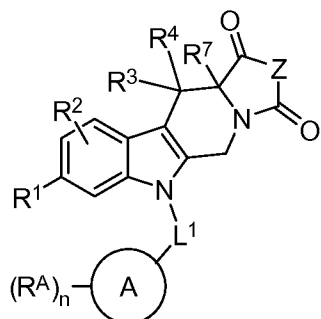
[0040] In some embodiments, u is 0.

[0041] In some embodiments, the compound has the following structure of Formula (II):

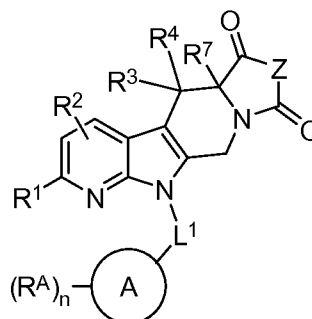


Formula (II).

[0042] In some embodiments, the compound has the following structure of Formula (III) or Formula (IV):

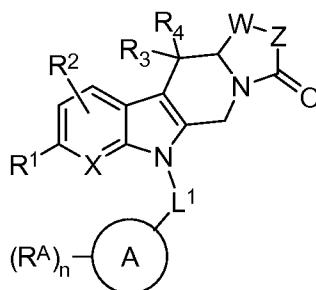


Formula (III)



Formula (IV)

[0043] In some embodiments, the compound has the following structure of Formula (V):



Formula (V).

[0044] Any combination of the groups described above for the various variables is contemplated herein. Throughout the specification, groups and substituents thereof are chosen by one skilled in the field to provide stable moieties and compounds.

[0045] In some embodiments, a compound of formula (Ia), or a pharmaceutically acceptable salt, or solvate thereof, is:

4-(6-(4-fluorobenzyl)-1,3-dioxo-11,11a-dihydro-1H-imidazo[1',5':1,6]pyrido[3,4-b]indol-2(3H,5H,6H)-yl)butanoic acid (compound no. 1-1);

(S)-4-(6-(4-fluorobenzyl)-1,3-dioxo-11,11a-dihydro-1H-imidazo[1',5':1,6]pyrido[3,4-b]indol-2(3H,5H,6H)-yl)butanoic acid (compound no. 1-2);

(*R*)-4-(6-(4-fluorobenzyl)-1,3-dioxo-11,11a-dihydro-1H-imidazo[1',5':1,6]pyrido[3,4-*b*]indol-2(3*H*,5*H*,6*H*)-yl)butanoic acid (compound no. 1-3);

3-(6-(4-fluorobenzyl)-1,3-dioxo-11,11a-dihydro-1H-imidazo[1',5':1,6]pyrido[3,4-*b*]indol-2(3*H*,5*H*,6*H*)-yl)propanoic acid (compound no. 1-4);

3-(6-(4-fluorobenzyl)-1,3-dioxo-11,11a-dihydro-1H-imidazo[1',5':1,6]pyrido[3,4-*b*]indol-2(3*H*,5*H*,6*H*)-yl)propanoic acid (compound no. 1-5; Enantiomer A);

3-(6-(4-fluorobenzyl)-1,3-dioxo-11,11a-dihydro-1H-imidazo[1',5':1,6]pyrido[3,4-*b*]indol-2(3*H*,5*H*,6*H*)-yl)propanoic acid (compound no. 1-6; Enantiomer B);

4-(1,3-dioxo-6-(3-phenylpropyl)-11,11a-dihydro-1H-imidazo[1',5':1,6]pyrido[3,4-*b*]indol-2(3*H*,5*H*,6*H*)-yl)butanoic acid (compound no. 1-7);

6-(4-fluorobenzyl)-5,6,11,11a-tetrahydrooxazolo[3',4':1,6]pyrido[3,4-*b*]indol-3(1*H*)-one (compound no. 1-8);

(*S*)-6-(4-fluorobenzyl)-5,6,11,11a-tetrahydrooxazolo[3',4':1,6]pyrido[3,4-*b*]indol-3(1*H*)-one (compound no. 1-9);

(*R*)-6-(4-fluorobenzyl)-5,6,11,11a-tetrahydrooxazolo[3',4':1,6]pyrido[3,4-*b*]indol-3(1*H*)-one (compound no. 1-10);

(*S*)-4-(6-((6-methoxypyridin-3-yl)methyl)-1,3-dioxo-11,11a-dihydro-1H-imidazo[1',5':1,6]pyrido[3,4-*b*]indol-2(3*H*,5*H*,6*H*)-yl)butanoic acid (compound no. 1-11);

(*S*)-3-(6-((6-methoxypyridin-3-yl)methyl)-1,3-dioxo-11,11a-dihydro-1H-imidazo[1',5':1,6]pyrido[3,4-*b*]indol-2(3*H*,5*H*,6*H*)-yl)propanoic acid (compound no. 1-12);

6-(4-fluorobenzyl)-2-methyl-5,6,11,11a-tetrahydro-1H-imidazo[1',5':1,6]pyrido[3,4-*b*]indol-3(2*H*)-one (compound no. 1-14);

6-(4-fluorobenzyl)-2-methyl-5,6,11,11a-tetrahydro-1*H*-imidazo[1',5':1,6]pyrido[3,4-*b*]indole-1,3(2*H*)-dione (compound no. 1-129);

6-(4-fluorobenzyl)-2-(2-hydroxyethyl)-5,6,11,11a-tetrahydro-1*H*-imidazo[1',5':1,6]pyrido[3,4-*b*]indole-1,3(2*H*)-dione (compound no. 1-121);

2-(6-(4-fluorobenzyl)-1,3-dioxo-5,6,11,11a-tetrahydro-1*H*-imidazo[1',5':1,6]pyrido[3,4-*b*]indol-2(3*H*)-yl)acetonitrile (compound no. 1-139);

2-(6-(4-fluorobenzyl)-1,3-dioxo-5,6,11,11a-tetrahydro-1*H*-imidazo[1',5':1,6]pyrido[3,4-*b*]indol-2(3*H*)-yl)acetic acid (compound no. 1-19);

7-(4-fluorobenzyl)-2,3,6,7,12,12*a*-hexahydropyrazino[1',2':1,6]pyrido[3,4-*b*]indole-1,4-dione (compound no. 1-16);

2-(7-(4-fluorobenzyl)-1,4-dioxo-3,4,6,7,12,12*a*-hexahydropyrazino[1',2':1,6]pyrido[3,4-*b*]indol-2(1*H*)-yl)acetic acid (compound no. 1-23);

3-(7-(4-fluorobenzyl)-1,4-dioxo-3,4,6,7,12,12*a*-hexahydropyrazino [1',2':1,6]pyrido[3,4-*b*]indol-2(1*H*)-yl)propanoic acid (compound no. 1-24);

(*S*)-4-(6-(4-fluorobenzyl)-1,3-dioxo-5,6,11,11*a*-tetrahydro-1*H*-imidazo[1',5':1,6]pyrido[3,4-*b*]indol-2(3*H*)-yl)-2,2-dimethylbutanoic acid (compound no. 1-39);

(*S*)-4-(6-(4-fluorobenzyl)-1,3-dioxo-5,6,11,11*a*-tetrahydro-1*H*-imidazo[1',5':1,6]pyrido[3,4-*b*]indol-2(3*H*)-yl)-3,3-dimethylbutanoic acid (compound no. 1-42);

(*S*)-4-(8-chloro-6-(4-fluorobenzyl)-1,3-dioxo-5,6,11,11*a*-tetrahydro-1*H*-imidazo[1',5':1,6]pyrido[3,4-*b*]indol-2(3*H*)-yl)butanoic acid (compound no. 1-27);

(*S*)-8-chloro-6-(4-fluorobenzyl)-5,6,11,11*a*-tetrahydro-1*H*-imidazo[1',5':1,6] pyrido[3,4-*b*]indole-1,3(2*H*)-dione (compound no. 1-26);

(*S*)-3-(6-((6-chloropyridin-3-yl)methyl)-1,3-dioxo-5,6,11,11*a*-tetrahydro-1*H*-imidazo[1',5':1,6]pyrido[3,4-*b*]indol-2(3*H*)-yl)propanoic acid (compound no. 1-84);

(*S*)-1-((6-((6-methoxypyridin-3-yl)methyl)-1,3-dioxo-5,6,11,11*a*-tetrahydro-1*H*-imidazo[1',5':1,6]pyrido[3,4-*b*]indol-2(3*H*)-yl)methyl)cyclopropane-1-carboxylic acid (compound no. 1-18);

(*S*)-3-(6-(4-fluorobenzyl)-1,3-dioxo-5,6,11,11*a*-tetrahydro-1*H*-imidazo [1',5':1,6]pyrido[3,4-*b*]indol-2(3*H*)-yl)-2,2-dimethylpropanoic acid (compound no. 1-30);

(*S*)-1-((6-(4-fluorobenzyl)-1,3-dioxo-5,6,11,11*a*-tetrahydro-1*H*-imidazo[1',5':1,6]pyrido[3,4-*b*]indol-2(3*H*)-yl)methyl)cyclopropane-1-carboxylic acid (compound no. 1-34);

3-{8-[(4-fluorophenyl)methyl]-12,14-dioxo-6.8.11.13-tetraazatetracyclo [7.7.0.02, 7.011,15]hexadeca-1(9),2(7),3,5-tetraen-13-yl} propionic acid (compound no. C114);

3-{8-[(4-fluorophenyl)methyl]-12,14-dioxo-6.8.11.13-tetraazatetracyclo [7.7.0.02, 7.011,15]hexadeca-1(9),2(7),3,5-tetraen-13-yl} propionic acid (compound no. C114 Enantiomer A);

3-{8-[(4-fluorophenyl)methyl]-12,14-dioxo-6.8.11.13-tetraazatetracyclo [7.7.0.02, 7.011,15]hexadeca-1(9),2(7),3,5-tetraen-13-yl} propionic acid (compound no. C114 Enantiomer B);

(*S*)-3-(6-(4-fluorobenzyl)-1-oxo-3-thioxo-5,6,11,11*a*-tetrahydro-1*H*-imidazo [1',5':1,6]pyrido[3,4-*b*]indol-2(3*H*)-yl)propanoic acid (compound no. E1);

3-(6-(4-fluorobenzyl)-11,11-dimethyl-1,3-dioxo-5,6,11,11*a*-tetrahydro-1*H*-imidazo[1',5':1,6]pyrido[3,4-*b*]indol-2(3*H*)-yl)propanoic acid (compound no. A11);

2-(6-(4-fluorobenzyl)-3-oxo-11,11*a*-dihydro-1*H*-imidazo[1',5':1,6] pyrido[3,4-*b*]indol-2(3*H*,5*H*,6*H*)-yl)acetic acid (compound no. 1-20);

3-(6-(4-fluorobenzyl)-3-oxo-11,11a-dihydro-1H-imidazo[1',5':1,6]pyrido[3,4-b]indol-2(3H,5H,6H)-yl)propanoic acid (compound no. 1-21);

(S)-3-(1,3-dioxo-6-((2-(trifluoromethyl)thiazol-5-yl)methyl)-11,11a-dihydro-1H-imidazo[1',5':1,6]pyrido[3,4-b]indol-2(3H,5H,6H)-yl)propanoic acid (compound no. 1-102);

(S)-3-(6-(4-methoxybenzyl)-1,3-dioxo-11,11a-dihydro-1H-imidazo[1',5':1,6]pyrido[3,4-b]indol-2(3H,5H,6H)-yl)propanoic acid (compound no. 1-131);

(S)-3-(6-(2,4-dichlorobenzyl)-1,3-dioxo-11,11a-dihydro-1H-imidazo[1',5':1,6]pyrido[3,4-b]indol-2(3H,5H,6H)-yl)propanoic acid (compound no. 1-132);

(S)-3-(6-(4-chloro-2-fluorobenzyl)-1,3-dioxo-11,11a-dihydro-1H-imidazo[1',5':1,6]pyrido[3,4-b]indol-2(3H,5H,6H)-yl)propanoic acid (compound no. 1-133);

(S)-3-(6-(2,4-difluorobenzyl)-1,3-dioxo-11,11a-dihydro-1H-imidazo[1',5':1,6]pyrido[3,4-b]indol-2(3H,5H,6H)-yl)propanoic acid (compound no. 1-134);

(S)-3-(6-((6-fluoropyridin-3-yl)methyl)-1,3-dioxo-11,11a-dihydro-1H-imidazo[1',5':1,6]pyrido[3,4-b]indol-2(3H,5H,6H)-yl)propanoic acid (compound no. 1-135);

(S)-6-(4-fluorobenzyl)-3-thioxo-2,3,5,6,11,11a-hexahydro-1H-imidazo[1',5':1,6]pyrido[3,4-b]indol-1-one (compound no. E2);

(S)-3-(6-(4-fluorobenzyl)-3-oxo-1-thioxo-5,6,11,11a-tetrahydro-1H-imidazo[1',5':1,6]pyrido[3,4-b]indol-2(3H)-yl)propanoic acid (compound no. 1-141);

3-{8-[(*p*-fluorophenyl)methyl]-12,14-dioxo-6.8.11.13-tetrazatetracyclo[7.7.0.02,7.011,15]hexadeca-1(9),2(7),3,5-tetraene-13-yl}-2,2-dimethyl propionic acid (compound no. C111);

8-[*p*-fluorophenyl)methyl]-12-thioxo-6.8.11.13-tetrazatetracyclo[7.7.0.02,7.011,15]hexadeca-1(9),2(7),3,5-tetraen-14-one (compound no. E3);

3-{8-[(*p*-fluorophenyl)methyl]-16,16-dimethyl-12,14-dioxo-6.8.11.13-tetrazatetracyclo[7.7.0.02,7.011,15]hexadeca-1(9),2(7),3,5-tetraene-13-yl}propionic acid (compound no. C11);

(S)-3-(6-(4-fluorobenzyl)-1,3-dioxo-11,11a-dihydro-1H-imidazo[1',5':1,6]pyrido[3,4-b]indol-2(3H,5H,6H)-yl)-N-(methylsulfonyl)propanamide (compound no. 1-142);

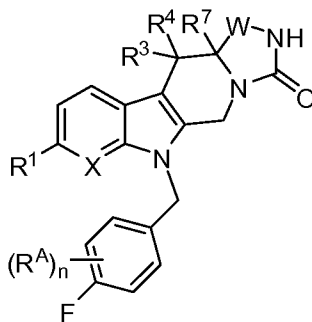
(S)-3-(6-(4-fluorobenzyl)-1,3-dioxo-11,11a-dihydro-1H-imidazo[1',5':1,6]pyrido[3,4-b]indol-2(3H,5H,6H)-yl)-N-(phenylsulfonyl)propanamide (compound no. 1-143);

3-(6-(4-fluorobenzyl)-11a-methyl-1,3-dioxo-11,11a-dihydro-1H-imidazo[1',5':1,6]pyrido[3,4-b]indol-2(3H,5H,6H)-yl)propanoic acid (compound no. A113);

2-((2H-tetrazol-5-yl)methyl)-6-(4-fluorobenzyl)-5,6,11,11a-tetrahydro-1H-imidazo[1',5':1,6]pyrido[3,4-b]indole-1,3(2H)-dione (compound no. 1-140); or

3-{8-[(*p*-fluorophenyl)methyl]-16,16-dimethyl-12,14-dioxo-6.8.11.13-tetrazatetracyclo[7.7.0.0.2,7.0.11,15]hexadeca-1(9),2(7),3,5-tetraene-13-yl}-2,2-dimethylpropionic acid (compound no. C13).

[0046] In one aspect, described herein is a compound of Formula (VI), or a pharmaceutically acceptable salt, or solvate thereof:



Formula (VI)

wherein,

wherein,

R^1 is H, halogen, -CN, -OH, C_1 - C_4 alkyl, C_1 - C_4 fluoroalkyl, C_1 - C_4 deuteroalkyl, C_1 - C_4 alkoxy, C_1 - C_4 fluoroalkoxy, or C_1 - C_4 hydroxyalkyl;

R^3 is H, F, Cl, Br, CN, -OH, C_1 - C_4 alkyl, -O- C_1 - C_4 alkyl, -S- C_1 - C_4 alkyl, -S(=O)- C_1 - C_4 alkyl, -S(=O)₂- C_1 - C_4 alkyl, or C_1 - C_4 fluoroalkyl;

R^4 is H, F, Cl, Br, CN, -OH, C_1 - C_4 alkyl, -O- C_1 - C_4 alkyl, -S- C_1 - C_4 alkyl, -S(=O)- C_1 - C_4 alkyl, -S(=O)₂- C_1 - C_4 alkyl, or C_1 - C_4 fluoroalkyl;

R^7 is H, or F;

each R^A substituent is independently H, halogen, OH, -O- C_1 - C_4 alkyl, -CN, C_1 - C_6 alkyl, C_1 - C_6 fluoroalkyl, or C_1 - C_6 deuteroalkyl;

n is 0, or 1;

X is -CH=, -N=, or -CF=; and

W is -C(=O)-, -C(=S)-, or -CH₂-.

[0047] In some embodiments, R^1 is H, F, Cl, Br, -CN, -OH, -CH₃, -CF₃, -CD₃, -OCH₃, -OCH₂CH₃, -OCF₃, -OCH₂CF₃, or -CH₂OH.

[0048] In some embodiments, R^1 is H or Cl.

[0049] In some embodiments, R^3 is H or -CH₃.

[0050] In some embodiments, R^4 is H or -CH₃.

[0051] In some embodiments, n is 0.

[0052] In some embodiments, X is -CH= or -N=.

[0053] In some embodiments, W is -C(=O)-, or -CH₂-.

[0054] In some embodiments, a compound of formula (VI), or a pharmaceutically acceptable salt, or solvate thereof, is:

6-(4-fluorobenzyl)-5,6,11,11a-tetrahydro-1H-imidazo[1',5':1,6]pyrido[3,4-b]indol-3(2H)-one (compound no. 1-13);

6-(4-fluorobenzyl)-5,6,11,11a-tetrahydro-1H-imidazo[1',5':1,6]pyrido[3,4-b]indole-1,3(2H)-dione (compound no. 1-15);

(S)-6-(4-fluorobenzyl)-5,6,11,11a-tetrahydro-1H-imidazo[1',5':1,6]pyrido[3,4-b]indole-1,3(2H)-dione (compound no. 1-130);

8-[p-fluorophenyl)methyl]-6,8,11,13-tetrazatetracyclo[7.7.0.0.2, 7.0.11,15] hexadeca-1(9),2(7),3,5-tetraen-12,14-dione (compound no. C109);

6-(4-fluorobenzyl)-11,11-dimethyl-5,6,11,11a-tetrahydro-1H-imidazo[1',5':1,6]pyrido[3,4-b]indole-1,3(2H)-dione (compound no. A110);

6-(4-fluorobenzyl)-11,11-dimethyl-5,6,11,11a-tetrahydro-1H-imidazo[1',5':1,6]pyrido[3,4-b]indole-1,3(2H)-dione (compound no. A110 Enantiomer A); or

6-(4-fluorobenzyl)-11,11-dimethyl-5,6,11,11a-tetrahydro-1H-imidazo[1',5':1,6]pyrido[3,4-b]indole-1,3(2H)-dione (compound no. A110 Enantiomer B).

[0055] In one aspect, described herein is a pharmaceutical composition comprising a compound described herein, or a pharmaceutically acceptable salt, or solvate thereof, and at least one pharmaceutically acceptable excipient. In some embodiments, the pharmaceutical composition is formulated for administration to a mammal by intravenous administration, subcutaneous administration, oral administration, inhalation, nasal administration, dermal administration, or ophthalmic administration. In some embodiments, the pharmaceutical composition is in the form of a tablet, a pill, a capsule, a liquid, a suspension, a gel, a dispersion, a solution, an emulsion, an ointment, or a lotion.

[0056] In one aspect, described herein is a method of treating or preventing any one of the diseases or conditions described herein comprising administering a therapeutically effective amount of a compound described herein, or a pharmaceutically acceptable salt, or solvate thereof, to a mammal in need thereof.

[0057] In another aspect, described herein is a method for treating or preventing cancer, or fibrosis, or combinations thereof in a mammal comprising administering a therapeutically effective amount of a compound described herein, or a pharmaceutically acceptable salt, or solvate thereof, to the mammal in need thereof.

[0058] In one aspect, described herein is a method for treating or preventing cancer in a mammal comprising administering a therapeutically effective amount of a compound described herein, or a pharmaceutically acceptable salt, or solvate thereof, to the mammal in need thereof. In some embodiments, the cancer is a solid tumor. In some embodiments, the cancer is amenable to treatment with an autotaxin inhibitor. In some embodiments, the method further comprises administering a second therapeutic agent to the mammal in addition to the compound described herein, or a pharmaceutically acceptable salt, or solvate thereof.

[0059] In one aspect, described herein is a method for the treatment or prevention of fibrosis in a mammal comprising administering a therapeutically effective amount of a compound described herein, or a pharmaceutically acceptable salt, or solvate thereof, to the mammal in need thereof. In other embodiments, the fibrosis is amenable to treatment with an autotaxin inhibitor. In some embodiments, the method further comprises administering a second therapeutic agent to the mammal in addition to the compound described herein, or a pharmaceutically acceptable salt, or solvate thereof.

[0060] In any of the aforementioned aspects are further embodiments in which the effective amount of the compound described herein, or a pharmaceutically acceptable salt thereof, is: (a) systemically administered to the mammal; and/or (b) administered orally to the mammal; and/or (c) intravenously administered to the mammal; and/or (d) administered by inhalation; and/or (e) administered by nasal administration; and/or (f) administered by injection to the mammal; and/or (g) administered topically to the mammal; and/or (h) administered by ophthalmic administration; and/or (i) administered rectally to the mammal; and/or (j) administered non-systemically or locally to the mammal.

[0061] In any of the aforementioned aspects are further embodiments comprising single administrations of the effective amount of the compound, including further embodiments in which the compound is administered once a day to the mammal or the compound is administered to the mammal multiple times over the span of one day. In some embodiments, the compound is administered on a continuous dosing schedule. In some embodiments, the compound is administered on a continuous daily dosing schedule.

[0062] In any of the aforementioned aspects involving the treatment of ATX dependent diseases or conditions are further embodiments comprising administering at least one additional agent in addition to the administration of a compound described herein, or a pharmaceutically acceptable salt thereof. In various embodiments, each agent is administered in any order, including simultaneously.

[0063] In any of the embodiments disclosed herein, the mammal is a human.

[0064] In some embodiments, compounds provided herein are administered to a human.

[0065] In some embodiments, compounds provided herein are orally administered.

[0066] Articles of manufacture, which include packaging material, a compound described herein, or a pharmaceutically acceptable salt thereof, within the packaging material, and a label that indicates that the compound or composition, or pharmaceutically acceptable salt, tautomers, pharmaceutically acceptable N-oxide, pharmaceutically active metabolite, pharmaceutically acceptable prodrug, or pharmaceutically acceptable solvate thereof, is used for inhibiting the activity of autotaxin, or for the treatment, prevention or amelioration of one or more symptoms of a disease or condition that would benefit from inhibition of the activity of autotaxin, are provided.

[0067] Other objects, features and advantages of the compounds, methods and compositions described herein will become apparent from the following detailed description. It should be understood, however, that the detailed description and the specific examples, while indicating specific embodiments, are given by way of illustration only, since various changes and modifications within the spirit and scope of the instant disclosure will become apparent to those skilled in the art from this detailed description.

DETAILED DESCRIPTION OF THE INVENTION

Autotaxin and LPA

[0068] Autotaxin (ATX, NPP2, or ENPP2), an approximately 120 kDa glycoprotein, is a secreted nucleotide pyrophosphatase/phosphodiesterase (NPP) with lysophospholipase D activity that converts extracellular lysophosphatidylcholine (LPC) and other lysophospholipids to lysophosphatidic acid (LPA). ATX is considered to be responsible for the majority of circulating LPA production.

[0069] LPA acts through sets of specific G protein-coupled receptors (GPCRs), such as LPA1, LPA2, LPA3, LPA4, LPA5, LPA6, LPA7, LPA8, in an autocrine and paracrine fashion to produce a variety of biological responses. For example, lysophospholipids, such as lysophosphatidic acid (LPA), are known to affect such biological functions as cellular proliferation, differentiation, survival, migration, adhesion, invasion, and morphogenesis. In addition, LPA is known to play a role in such processes as platelet activation, smooth muscle contraction, actin stress fiber formation, and cell migration.

[0070] ATX and LPA have been detected in various biological fluids such as serum, plasma, cerebrospinal fluid, seminal fluid, urine, and saliva, both in animals and humans, suggesting that they are potential biomarkers to predict certain diseases. For example, serum ATX concentration and activity is elevated in patients with chronic liver diseases and in pregnant women. In

addition, ATX concentration has been found to be lower in postoperative cancer patients as a result of postoperative damage or poor nutritional state. In addition, ATX is known to be essential for normal development. For example, ATX-deficient mice die at embryonic day 9.5 with profound vascular defects in both the yolk sac and the embryo. Furthermore, at embryonic day 8.5 ATX-deficient embryos were found to have malformed allantois, neural tube defects, and asymmetric headfolds.

Cancer

[0071] ATX has been demonstrated to increase cell motility, neovascularization, proliferation and aggressiveness of tumors. It is upregulated in numerous tumor lineages, such as breast, renal, liver, glioblastoma, ovarian and prostate cancer.

[0072] In some embodiments, disclosed herein are methods of treating cancer with a compound disclosed herein.

[0073] ATX is a prometastatic enzyme initially isolated from the conditioned medium of human melanoma cells. In addition, ATX overexpression is frequently observed in malignant tumor tissues such as breast cancer, renal cancer, Hodgkin lymphoma, hepatocellular carcinoma, pancreatic cancer and glioblastoma. LPA also contributes to tumorigenesis by increasing motility and invasiveness of cells.

[0074] The term "cancer" as used herein, refers to an abnormal growth of cells that tend to proliferate in an uncontrolled way and, in some cases, to metastasize (spread). Types of cancer include, but are not limited to, solid tumors (such as those of the bladder, bowel, brain, breast, endometrium, heart, kidney, lung, liver, uterus, lymphatic tissue (lymphoma), ovary, pancreas or other endocrine organ (thyroid), prostate, skin (melanoma or basal cell cancer) or hematological tumors (such as the leukemias and lymphomas) at any stage of the disease with or without metastases.

Fibrosis

[0075] In some embodiments, disclosed herein are methods of treating fibrosis with a compound disclosed herein.

[0076] "Fibrosis," as used herein, refers to the accumulation of extracellular matrix constituents that occurs following trauma, inflammation, tissue repair, immunological reactions, cellular hyperplasia, and neoplasia.

[0077] In some embodiments, disclosed herein is a method of reducing fibrosis in a tissue comprising contacting a fibrotic cell or tissue with a compound disclosed herein, in an amount sufficient to decrease or inhibit the fibrosis. In some embodiments, the fibrosis includes a fibrotic condition.

[0078] In some embodiments, reducing fibrosis, or treatment of a fibrotic condition, includes reducing or inhibiting one or more of: formation or deposition of extracellular matrix proteins; the number of pro-fibrotic cell types (e.g., fibroblast or immune cell numbers); cellular collagen or hydroxyproline content within a fibrotic lesion; expression or activity of a fibrogenic protein; or reducing fibrosis associated with an inflammatory response.

[0079] In some embodiments, the fibrotic condition is primary fibrosis. In some embodiments, the fibrotic condition is idiopathic. In some embodiments, the fibrotic condition is associated with (e.g., is secondary to) a disease; a toxin; an insult (e.g., an environmental hazard); a medical treatment, or a combination thereof.

[0080] In some embodiments, the fibrotic condition is a fibrotic condition of the lung (pulmonary fibrosis), a fibrotic condition of the liver (renal fibrosis), a fibrotic condition of the heart or vasculature (cardiac fibrosis), a fibrotic condition of the kidney (renal fibrosis), a fibrotic condition of the skin, a fibrotic condition of the gastrointestinal tract, or a combination thereof.

[0081] In some embodiments, the fibrotic condition is a fibrotic condition of the lung. In some embodiments, the fibrotic condition of the lung is chosen from one or more of: pulmonary fibrosis, idiopathic pulmonary fibrosis (IPF), usual interstitial pneumonitis (UIP), interstitial lung disease, cryptogenic fibrosing alveolitis (CFA), bronchiolitis obliterans, or bronchiectasis. In some embodiments, the fibrotic condition of the lung treated with the methods of the invention is associated with (e.g., secondary to) a cancer treatment.

[0082] In some embodiments, the fibrotic condition is a fibrotic condition of the liver.

[0083] In some embodiments, the fibrotic condition is a fibrotic condition of the heart.

[0084] In some embodiments, the fibrotic condition is a fibrotic condition of the kidney.

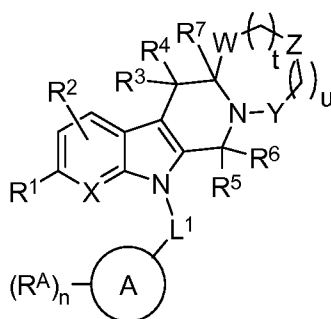
[0085] In some embodiments, the fibrotic condition is a fibrotic condition of the skin.

[0086] In some embodiments, the fibrotic condition is a fibrotic condition of the gastrointestinal tract.

Compounds

[0087] Compounds described herein, including pharmaceutically acceptable salts, prodrugs, active metabolites and pharmaceutically acceptable solvates thereof, are autotaxin inhibitors.

[0088] In one aspect, described herein is a compound of Formula (I), or a pharmaceutically acceptable salt, or solvate thereof:



wherein,

R^1 is H, halogen, -CN, -NO₂, -OH, -OR⁹, -SR⁹, -S(=O)R⁹, -S(=O)₂R⁹, -S(=O)₂N(R¹⁰)₂, -NR¹⁰S(=O)₂R⁹, -C(=O)R⁹, -OC(=O)R⁹, -CO₂R¹⁰, -OCO₂R⁹, -N(R¹⁰)₂, -C(=O)N(R¹⁰)₂, -OC(=O)N(R¹⁰)₂, -NHC(=O)R⁹, -NHC(=O)OR⁹, C₁-C₄alkyl, C₁-C₄fluoroalkyl, C₁-C₄deuteroalkyl, C₁-C₄hydroxyalkyl, C₁-C₄heteroalkyl, or C₃-C₆cycloalkyl;

R^2 is H, halogen, -CN, -OH, C₁-C₄alkyl, C₁-C₄fluoroalkyl, C₁-C₄deuteroalkyl, C₁-C₄alkoxy, or C₁-C₄fluoroalkoxy;

R^3 is H, F, Cl, Br, CN, -OH, C₁-C₄alkyl, -O-C₁-C₄alkyl, -S-C₁-C₄alkyl, -S(=O)-C₁-C₄alkyl, -S(=O)₂-C₁-C₄alkyl, or C₁-C₄fluoroalkyl;

R^4 is H, F, Cl, Br, CN, -OH, C₁-C₄alkyl, -O-C₁-C₄alkyl, -S-C₁-C₄alkyl, -S(=O)-C₁-C₄alkyl, -S(=O)₂-C₁-C₄alkyl, or C₁-C₄fluoroalkyl;

or R^3 and R^4 are taken together with the carbon atom to which they are attached to form -C(=O)-, -C(=NR⁸)-, a substituted or unsubstituted cycloalkyl ring, or a substituted or unsubstituted heterocyclic ring containing 1 or 2 heteroatoms selected from -O-, -NR¹¹- and -S-;

R^5 is H, F, C₁-C₄alkyl, -O-C₁-C₄alkyl, or C₁-C₄fluoroalkyl;

R^6 is H, F, C₁-C₄alkyl, -O-C₁-C₄alkyl, or C₁-C₄fluoroalkyl;

R^7 is H, F, C₁-C₄alkyl, -O-C₁-C₄alkyl, or C₁-C₄fluoroalkyl;

or R^3 and R^7 are taken together with the intervening atoms connecting the R^3 and R^7 groups to form a double bond;

or R^3 and R^7 are taken together with the intervening atoms connecting the R^3 and R^7 groups to form a cyclopropyl ring;

R^8 is independently selected from H, -OH, -OR⁹, C₁-C₆alkyl, C₁-C₆fluoroalkyl;

L^1 is absent, substituted or unsubstituted C₁-C₄alkylene or substituted or unsubstituted C₃-C₇cycloalkylene;

A is a substituted or unsubstituted aryl, substituted or unsubstituted monocyclic heteroaryl, substituted or unsubstituted bicyclic heteroaryl, substituted or unsubstituted monocyclic heterocycloalkyl, substituted or unsubstituted bicyclic heterocycloalkyl;

each R^A substituent is independently H, halogen, OH, $-OR^9$, $-CN$, $-NO_2$, C_1 - C_6 alkyl, C_1 - C_6 fluoroalkyl, C_1 - C_6 deuteroalkyl, C_1 - C_6 heteroalkyl, substituted or unsubstituted C_3 - C_8 cycloalkyl, substituted or unsubstituted C_2 - C_{10} heterocycloalkyl, substituted or unsubstituted aryl, $-C_1$ - C_4 alkylene-substituted or unsubstituted aryl, substituted or unsubstituted heteroaryl, $-C_1$ - C_4 alkylene-substituted or unsubstituted heteroaryl, $-C(=O)R^9$, $-S(=O)_2R^9$, $-S(=O)R^9$, $-SR^9$, $-S(=O)_2N(R^{10})_2$, $-NR^{10}S(=O)_2R^9$, $-OC(=O)R^9$, $-CO_2R^{10}$, $-OCO_2R^9$, $-N(R^{10})_2$, $-C(=O)N(R^{10})_2$, $-OC(=O)N(R^{10})_2$, $-NHC(=O)R^9$, $-NHC(=O)OR^9$;

or two R^A groups may be taken together with the intervening atoms connecting the two R^A groups to form a substituted or unsubstituted ring containing 0-3 heteroatoms selected from $-O-$, $-NR^{11}-$ and $-S-$;

n is 0, 1, 2, 3, or 4;

X is $-CH=$, $-N=$, or $-CF=$;

W is $-C(=O)-$, $-C(=S)-$, or $-CH_2-$;

Y is $-C(=O)-$, $-C(=S)-$, $-CH_2-$ or $-CF_2-$;

Z is $-CH_2-$, $-O-$, $-NH-$, $>N-(C_1-C_6alkyl)$, $-Z'-$, $-Z'-NH-$ or $-NH-Z'-$;

Z' is $>N-L^2-B-L^3-Q$;

L^2 is absent, substituted or unsubstituted C_1 - C_6 alkylene, substituted or unsubstituted C_1 - C_6 fluoroalkylene, or substituted or unsubstituted C_3 - C_6 cycloalkylene;

B is absent, $-O-$, $-S-$, $-S(=O)-$, $-S(=O)_2-$, $-NR^{11}-$, $-C(=O)-$, $-C(=O)NR^{10}-$, or $-NR^{10}C(=O)-$;

L^3 is absent, substituted or unsubstituted C_1 - C_6 alkylene, substituted or unsubstituted C_1 - C_6 fluoroalkylene, or substituted or unsubstituted C_3 - C_6 cycloalkylene;

Q is $-CO_2H$, $-CO_2(C_1-C_6alkyl)$, $-OH$, $-B(OH)_2$, $-C(=O)NHSO_2R^9$, $-C(=O)N(R^{10})_2$, $-C(=O)NH-OH$, $-C(=O)NH-CN$, $-SO_2NHC(=O)R^9$, $-OP(=O)(OH)_2$, $-P(=O)(OH)_2$, tetrazolyl, carboxylic acid bioisostere, substituted or unsubstituted monocyclic heterocycle, $-S(=O)_2R^9$, $-S(=O)R^9$, $-SR^9$, $-S(=O)_2N(R^{10})_2$, $-NR^{10}S(=O)_2R^9$, $-OC(=O)R^9$, $-OCO_2R^9$, $-N(R^{10})_2$, $-C(=O)N(R^{10})_2$, $-OC(=O)N(R^{10})_2$, $-NHC(=O)R^9$, $-NHC(=O)OR^9$;

each R^9 is C_1 - C_6 alkyl, C_1 - C_6 fluoroalkyl, C_1 - C_6 deuteroalkyl, C_3 - C_6 cycloalkyl, a substituted or unsubstituted phenyl, $-C_1$ - C_4 alkylene-substituted or unsubstituted aryl, a substituted or unsubstituted monocyclic heteroaryl, $-C_1$ - C_4 alkylene-substituted or unsubstituted monocyclic heteroaryl, or a substituted or unsubstituted bicyclic heteroaryl;

each R^{10} is independently selected from H, C_1 - C_6 alkyl, C_1 - C_6 fluoroalkyl, C_1 - C_6 deuteroalkyl, C_3 - C_6 cycloalkyl, a substituted or unsubstituted phenyl, $-C_1$ - C_4 alkylene-substituted or unsubstituted aryl, a substituted or unsubstituted monocyclic heteroaryl, or $-C_1$ - C_4 alkylene-substituted or unsubstituted monocyclic heteroaryl;

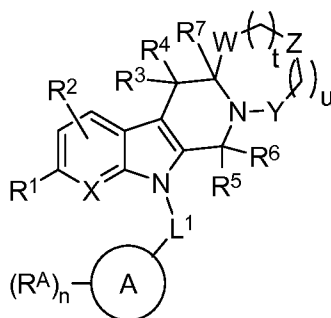
or two R^{10} groups attached to the same N atom are taken together with the N atom to which they are attached to form a substituted or unsubstituted heterocycle;

R^{11} is H, C_1 - C_6 alkyl, C_1 - C_6 fluoroalkyl, C_1 - C_6 deuteroalkyl, C_3 - C_6 cycloalkyl, a substituted or unsubstituted phenyl, $-C_1$ - C_4 alkylene-substituted or unsubstituted aryl, a substituted or unsubstituted monocyclic heteroaryl, or $-C_1$ - C_4 alkylene-substituted or unsubstituted monocyclic heteroaryl, $-S(=O)_2R^9$, $-C(=O)R^9$, $-CO_2R^{10}$, or $-C(=O)N(R^{10})_2$;

t is 0 or 1;

u is 0 or 1.

[0089] In one aspect, described herein is a compound of Formula (Ia), or a pharmaceutically acceptable salt, or solvate thereof:



Formula (Ia)

wherein,

R^1 is H, halogen, $-CN$, $-NO_2$, $-OH$, $-OR^9$, $-SR^9$, $-S(=O)R^9$, $-S(=O)_2R^9$, $-S(=O)_2N(R^{10})_2$, $-NR^{10}S(=O)_2R^9$, $-C(=O)R^9$, $-OC(=O)R^9$, $-CO_2R^{10}$, $-OCO_2R^9$, $-N(R^{10})_2$, $-C(=O)N(R^{10})_2$, $-OC(=O)N(R^{10})_2$, $-NHC(=O)R^9$, $-NHC(=O)OR^9$, C_1 - C_4 alkyl, C_1 - C_4 fluoroalkyl, C_1 - C_4 deuteroalkyl, C_1 - C_4 hydroxyalkyl, C_1 - C_4 heteroalkyl, or C_3 - C_6 cycloalkyl;

R^2 is H, halogen, $-CN$, $-OH$, C_1 - C_4 alkyl, C_1 - C_4 fluoroalkyl, C_1 - C_4 deuteroalkyl, C_1 - C_4 alkoxy, or C_1 - C_4 fluoroalkoxy;

R^3 is H, F, Cl, Br, CN, $-OH$, C_1 - C_4 alkyl, $-O$ - C_1 - C_4 alkyl, $-S$ - C_1 - C_4 alkyl, $-S(=O)$ - C_1 - C_4 alkyl, $-S(=O)_2$ - C_1 - C_4 alkyl, or C_1 - C_4 fluoroalkyl;

R^4 is H, F, Cl, Br, CN, $-OH$, C_1 - C_4 alkyl, $-O$ - C_1 - C_4 alkyl, $-S$ - C_1 - C_4 alkyl, $-S(=O)$ - C_1 - C_4 alkyl, $-S(=O)_2$ - C_1 - C_4 alkyl, or C_1 - C_4 fluoroalkyl;

or R^3 and R^4 are taken together with the carbon atom to which they are attached to form $-C(=O)-$, $-C(=NR^8)-$, a substituted or unsubstituted cycloalkyl ring, or a substituted or

unsubstituted heterocyclic ring containing 1 or 2 heteroatoms selected from -O-, -NR¹¹- and -S-;

R⁵ is H, F, C₁-C₄alkyl, -O-C₁-C₄alkyl, or C₁-C₄fluoroalkyl;

R⁶ is H, F, C₁-C₄alkyl, -O-C₁-C₄alkyl, or C₁-C₄fluoroalkyl;

R⁷ is H, F, C₁-C₄alkyl, -O-C₁-C₄alkyl, or C₁-C₄fluoroalkyl;

or R³ and R⁷ are taken together with the intervening atoms connecting the R³ and R⁷ groups to form a double bond;

or R³ and R⁷ are taken together with the intervening atoms connecting the R³ and R⁷ groups to form a cyclopropyl ring;

R⁸ is independently selected from H, -OH, -OR⁹, C₁-C₆alkyl, C₁-C₆fluoroalkyl;

L¹ is absent, substituted or unsubstituted C₁-C₄alkylene or substituted or unsubstituted C₃-C₇cycloalkylene;

A is a substituted or unsubstituted aryl, substituted or unsubstituted monocyclic heteroaryl, substituted or unsubstituted bicyclic heteroaryl, substituted or unsubstituted monocyclic heterocycloalkyl, substituted or unsubstituted bicyclic heterocycloalkyl;

each R^A substituent is independently H, halogen, OH, -OR⁹, -CN, -NO₂, C₁-C₆alkyl, C₁-C₆fluoroalkyl, C₁-C₆deuteroalkyl, C₁-C₆heteroalkyl, substituted or unsubstituted C₃-C₈cycloalkyl, substituted or unsubstituted C₂-C₁₀heterocycloalkyl, substituted or unsubstituted aryl, -C₁-C₄alkylene-substituted or unsubstituted aryl, substituted or unsubstituted heteroaryl, -C₁-C₄alkylene-substituted or unsubstituted heteroaryl, -C(=O)R⁹, -S(=O)₂R⁹, -S(=O)R⁹, -SR⁹, -S(=O)₂N(R¹⁰)₂, -NR¹⁰S(=O)₂R⁹, -OC(=O)R⁹, -CO₂R¹⁰, -OCO₂R⁹, -N(R¹⁰)₂, -C(=O)N(R¹⁰)₂, -OC(=O)N(R¹⁰)₂, -NHC(=O)R⁹, -NHC(=O)OR⁹;

or two R^A groups may be taken together with the intervening atoms connecting the two R^A groups to form a substituted or unsubstituted ring containing 0-3 heteroatoms selected from -O-, -NR¹¹- and -S-;

n is 0, 1, 2, 3, or 4;

X is -CH=, -N=, or -CF=;

W is -C(=O)-, -C(=S)-, or -CH₂-;

Y is -C(=O)-, -C(=S)-, -CH₂- or -CF₂-;

Z is -CH₂-, -O-, >N-(C₁-C₆alkyl), -Z'-, -Z'-NH- or -NH-Z'-;

Z' is >N-L²-B-L³-Q;

L² is absent, substituted or unsubstituted C₁-C₆alkylene, substituted or unsubstituted C₁-C₆fluoroalkylene, or substituted or unsubstituted C₃-C₆cycloalkylene;

B is absent, -O-, -S-, -S(=O)-, -S(=O)₂-, -NR¹¹-, -C(=O)-, -C(=O)NR¹⁰-, or -NR¹⁰C(=O)-;

L³ is absent, substituted or unsubstituted C₁-C₆alkylene, substituted or unsubstituted C₁-C₆fluoroalkylene, or substituted or unsubstituted C₃-C₆cycloalkylene;

Q is -CO₂H, -CO₂(C₁-C₆alkyl), -OH, -B(OH)₂, -C(=O)NHSO₂R⁹, -C(=O)N(R¹⁰)₂-, -C(=O)NH-OH, -C(=O)NH-CN, -SO₂NHC(=O)R⁹, -OP(=O)(OH)₂, -P(=O)(OH)₂, tetrazolyl, carboxylic acid bioisostere, substituted or unsubstituted monocyclic heterocycle, -S(=O)₂R⁹, -S(=O)R⁹, -SR⁹, -S(=O)₂N(R¹⁰)₂, -NR¹⁰S(=O)₂R⁹, -OC(=O)R⁹, -OCO₂R⁹, -N(R¹⁰)₂, -C(=O)N(R¹⁰)₂, -OC(=O)N(R¹⁰)₂, -NHC(=O)R⁹, -NHC(=O)OR⁹;

each R⁹ is C₁-C₆alkyl, C₁-C₆fluoroalkyl, C₁-C₆deuteroalkyl, C₃-C₆cycloalkyl, a substituted or unsubstituted phenyl, -C₁-C₄alkylene-substituted or unsubstituted aryl, a substituted or unsubstituted monocyclic heteroaryl, -C₁-C₄alkylene-substituted or unsubstituted monocyclic heteroaryl, or a substituted or unsubstituted bicyclic heteroaryl;

each R¹⁰ is independently selected from H, C₁-C₆alkyl, C₁-C₆fluoroalkyl, C₁-C₆deuteroalkyl, C₃-C₆cycloalkyl, a substituted or unsubstituted phenyl, -C₁-C₄alkylene-substituted or unsubstituted aryl, a substituted or unsubstituted monocyclic heteroaryl, or -C₁-C₄alkylene-substituted or unsubstituted monocyclic heteroaryl;

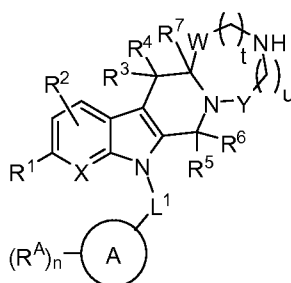
or two R¹⁰ groups attached to the same N atom are taken together with the N atom to which they are attached to form a substituted or unsubstituted heterocycle;

R¹¹ is H, C₁-C₆alkyl, C₁-C₆fluoroalkyl, C₁-C₆deuteroalkyl, C₃-C₆cycloalkyl, a substituted or unsubstituted phenyl, -C₁-C₄alkylene-substituted or unsubstituted aryl, a substituted or unsubstituted monocyclic heteroaryl, or -C₁-C₄alkylene-substituted or unsubstituted monocyclic heteroaryl, -S(=O)₂R⁹, -C(=O)R⁹, -CO₂R¹⁰, or -C(=O)N(R¹⁰)₂;

t is 0 or 1;

u is 0 or 1.

[0090] In one aspect, described herein is a compound of Formula (Ib), or a pharmaceutically acceptable salt, or solvate thereof:



Formula (Ib)

wherein,

R^1 is H, halogen, -CN, -NO₂, -OH, -OR⁹, -SR⁹, -S(=O)R⁹, -S(=O)₂R⁹, -S(=O)₂N(R¹⁰)₂, -NR¹⁰S(=O)₂R⁹, -C(=O)R⁹, -OC(=O)R⁹, -CO₂R¹⁰, -OCO₂R⁹, -N(R¹⁰)₂, -C(=O)N(R¹⁰)₂, -OC(=O)N(R¹⁰)₂, -NHC(=O)R⁹, -NHC(=O)OR⁹, C₁-C₄alkyl, C₁-C₄fluoroalkyl, C₁-C₄deuteroalkyl, C₁-C₄hydroxyalkyl, C₁-C₄heteroalkyl, or C₃-C₆cycloalkyl;

R^2 is H, halogen, -CN, -OH, C₁-C₄alkyl, C₁-C₄fluoroalkyl, C₁-C₄deuteroalkyl, C₁-C₄alkoxy, or C₁-C₄fluoroalkoxy;

R^3 is H, F, Cl, Br, CN, -OH, C₁-C₄alkyl, -O-C₁-C₄alkyl, -S-C₁-C₄alkyl, -S(=O)-C₁-C₄alkyl, -S(=O)₂-C₁-C₄alkyl, or C₁-C₄fluoroalkyl;

R^4 is H, F, Cl, Br, CN, -OH, C₁-C₄alkyl, -O-C₁-C₄alkyl, -S-C₁-C₄alkyl, -S(=O)-C₁-C₄alkyl, -S(=O)₂-C₁-C₄alkyl, or C₁-C₄fluoroalkyl;

or R^3 and R^4 are taken together with the carbon atom to which they are attached to form -C(=O)-, -C(=NR⁸)-, a substituted or unsubstituted cycloalkyl ring, or a substituted or unsubstituted heterocyclic ring containing 1 or 2 heteroatoms selected from -O-, -NR¹¹- and -S-;

R^5 is H, F, C₁-C₄alkyl, -O-C₁-C₄alkyl, or C₁-C₄fluoroalkyl;

R^6 is H, F, C₁-C₄alkyl, -O-C₁-C₄alkyl, or C₁-C₄fluoroalkyl;

R^7 is H, F, C₁-C₄alkyl, -O-C₁-C₄alkyl, or C₁-C₄fluoroalkyl;

or R^3 and R^7 are taken together with the intervening atoms connecting the R^3 and R^7 groups to form a double bond;

or R^3 and R^7 are taken together with the intervening atoms connecting the R^3 and R^7 groups to form a cyclopropyl ring;

R^8 is independently selected from H, -OH, -OR⁹, C₁-C₆alkyl, C₁-C₆fluoroalkyl;

L^1 is absent, substituted or unsubstituted C₁-C₄alkylene or substituted or unsubstituted C₃-C₇cycloalkylene;

A is a substituted or unsubstituted aryl, substituted or unsubstituted monocyclic heteroaryl, substituted or unsubstituted bicyclic heteroaryl, substituted or unsubstituted monocyclic heterocycloalkyl, substituted or unsubstituted bicyclic heterocycloalkyl;

each R^A substituent is independently H, halogen, OH, -OR⁹, -CN, -NO₂, C₁-C₆alkyl, C₁-C₆fluoroalkyl, C₁-C₆deuteroalkyl, C₁-C₆heteroalkyl, substituted or unsubstituted C₃-C₈cycloalkyl, substituted or unsubstituted C₂-C₁₀heterocycloalkyl, substituted or unsubstituted aryl, -C₁-C₄alkylene-substituted or unsubstituted aryl, substituted or unsubstituted heteroaryl, -C₁-C₄alkylene-substituted or unsubstituted heteroaryl, -C(=O)R⁹, -S(=O)₂R⁹, -S(=O)R⁹, -SR⁹, -S(=O)₂N(R¹⁰)₂, -NR¹⁰S(=O)₂R⁹, -OC(=O)R⁹, -

CO_2R^{10} , $-\text{OCO}_2\text{R}^9$, $-\text{N}(\text{R}^{10})_2$, $-\text{C}(=\text{O})\text{N}(\text{R}^{10})_2$, $-\text{OC}(=\text{O})\text{N}(\text{R}^{10})_2$, $-\text{NHC}(=\text{O})\text{R}^9$, $-\text{NHC}(=\text{O})\text{OR}^9$;

or two R^A groups may be taken together with the intervening atoms connecting the two R^A groups to form a substituted or unsubstituted ring containing 0-3 heteroatoms selected from $-\text{O}-$, $-\text{NR}^{11}-$ and $-\text{S}-$;

n is 0, 1, 2, 3, or 4;

X is $-\text{CH}=$, $-\text{N}=$, or $-\text{CF}=$;

W is $-\text{C}(=\text{O})-$, $-\text{C}(=\text{S})-$, or $-\text{CH}_2-$;

Y is $-\text{C}(=\text{O})-$, $-\text{C}(=\text{S})-$, $-\text{CH}_2-$ or $-\text{CF}_2-$;

each R^9 is C_1 - C_6 alkyl, C_1 - C_6 fluoroalkyl, C_1 - C_6 deuteroalkyl, C_3 - C_6 cycloalkyl, a substituted or unsubstituted phenyl, $-\text{C}_1$ - C_4 alkylene-substituted or unsubstituted aryl, a substituted or unsubstituted monocyclic heteroaryl, $-\text{C}_1$ - C_4 alkylene-substituted or unsubstituted monocyclic heteroaryl, or a substituted or unsubstituted bicyclic heteroaryl;

each R^{10} is independently selected from H, C_1 - C_6 alkyl, C_1 - C_6 fluoroalkyl, C_1 - C_6 deuteroalkyl, C_3 - C_6 cycloalkyl, a substituted or unsubstituted phenyl, $-\text{C}_1$ - C_4 alkylene-substituted or unsubstituted aryl, a substituted or unsubstituted monocyclic heteroaryl, or $-\text{C}_1$ - C_4 alkylene-substituted or unsubstituted monocyclic heteroaryl;

or two R^{10} groups attached to the same N atom are taken together with the N atom to which they are attached to form a substituted or unsubstituted heterocycle;

R^{11} is H, C_1 - C_6 alkyl, C_1 - C_6 fluoroalkyl, C_1 - C_6 deuteroalkyl, C_3 - C_6 cycloalkyl, a substituted or unsubstituted phenyl, $-\text{C}_1$ - C_4 alkylene-substituted or unsubstituted aryl, a substituted or unsubstituted monocyclic heteroaryl, or $-\text{C}_1$ - C_4 alkylene-substituted or unsubstituted monocyclic heteroaryl, $-\text{S}(=\text{O})_2\text{R}^9$, $-\text{C}(=\text{O})\text{R}^9$, $-\text{CO}_2\text{R}^{10}$, or $-\text{C}(=\text{O})\text{N}(\text{R}^{10})_2$;

t is 0 or 1;

u is 0 or 1.

[0091] For any and all of the embodiments, substituents are selected from among a subset of the listed alternatives. For example, in some embodiments, t is 0 or 1. In other embodiments, t is 0. In some embodiments, u is 0 or 1. In some embodiments, u is 0.

[0092] In some embodiments, Z is $-\text{CH}_2-$, $-\text{O}-$, $-\text{NH}-$, $>\text{N}-(\text{C}_1\text{-C}_6\text{alkyl})$, or $-\text{Z}'-$; Z' is $>\text{N}-\text{L}^2-\text{B}-\text{L}^3-\text{Q}$; L^2 is absent, substituted or unsubstituted C_1 - C_6 alkylene, substituted or unsubstituted C_1 - C_6 fluoroalkylene, or substituted or unsubstituted C_3 - C_6 cycloalkylene; B is absent, $-\text{O}-$, $-\text{S}-$, $-\text{S}(=\text{O})-$, $-\text{S}(=\text{O})_2-$, $-\text{NR}^{11}-$, $-\text{C}(=\text{O})-$, $-\text{C}(=\text{O})\text{NR}^{10}-$, or $-\text{NR}^{10}\text{C}(=\text{O})-$; L^3 is absent, substituted or unsubstituted C_1 - C_6 alkylene, substituted or unsubstituted C_1 - C_6 fluoroalkylene, or substituted or unsubstituted C_3 - C_6 cycloalkylene; Q is $-\text{CO}_2\text{H}$, $-\text{CO}_2(\text{C}_1\text{-C}_6\text{alkyl})$, $-\text{OH}$, $-\text{B}(\text{OH})_2$, $-$

$C(=O)NHSO_2R^9$, $-C(=O)N(R^{10})_2$, $-C(=O)NH-OH$, $-C(=O)NH-CN$, $-SO_2NHC(=O)R^9$, $-OP(=O)(OH)_2$, $-P(=O)(OH)_2$, tetrazolyl, or carboxylic acid bioisostere.

[0093] In some embodiments, Z is $-CH_2-$, $-O-$, $>N-(C_1-C_6alkyl)$, or $-Z'-$. In some embodiments, Z is $-Z'-$. In some embodiments, Z is $-NH-$.

[0094] In some embodiments, L^2 is $C_1-C_6alkylene$, or $C_3-C_6cycloalkylene$; B is absent; L^3 is absent.

[0095] In some embodiments, L^2 is $C_1-C_6alkylene$; B is absent; L^3 is absent or $C_3-C_6cycloalkylene$.

[0096] In some embodiments, L^2 is $C_1-C_6alkylene$; Q is $-CO_2H$, $-CO_2(C_1-C_6alkyl)$, $-B(OH)_2$, $-C(=O)NHSO_2R^9$, $-C(=O)N(R^{10})_2$, tetrazolyl, or carboxylic acid bioisostere.

[0097] In some embodiments, L^2 is absent, $-CH_2-$, $-CH_2CH_2-$, $-CH_2CH_2CH_2-$, or $-CH_2CH_2CH_2CH_2-$; Q is $-CO_2H$, or $-CO_2(C_1-C_6alkyl)$.

[0098] In some embodiments, R^3 is H, F, Cl, Br, $-CN$, $-OH$, $-CH_3$, or $-CF_3$; R^4 is H, F, Cl, Br, $-CN$, $-OH$, $-CH_3$, or $-CF_3$; or R^3 and R^4 are taken together with the carbon atom to which they are attached to form $-C(=O)-$ or cyclopropyl.

[0099] In some embodiments, R^3 is H or $-CH_3$. In some embodiments, R^4 is H or $-CH_3$.

[00100] In some embodiments, R^3 is H.

[00101] In some embodiments, R^4 is H.

[00102] In some embodiments, R^5 is H, F, Cl, $-CH_3$, or $-CF_3$.

[00103] In some embodiments, R^6 is H, F, Cl, $-CH_3$, or $-CF_3$.

[00104] In some embodiments, R^5 is H.

[00105] In some embodiments, R^6 is H.

[00106] In some embodiments, R^3 is H; and R^4 is H. In some embodiments, R^5 is H; and R^6 is H. In some embodiments, R^3 is H; R^4 is H; R^5 is H; and R^6 is H.

[00107] In some embodiments, R^7 is H, F, Cl, $-CH_3$, or $-CF_3$.

[00108] In some embodiments, R^7 is H.

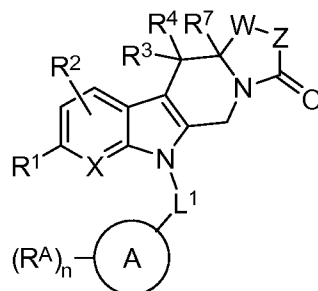
[00109] In some embodiments, L^1 is absent or $C_{1-4}alkylene$.

[00110] In some embodiments, A is phenyl, naphthyl, furanyl, pyrrolyl, oxazolyl, thiazolyl, imidazolyl, pyrazolyl, triazolyl, tetrazolyl, isoxazolyl, isothiazolyl, oxadiazolyl, thiadiazolyl, pyridinyl, pyrimidinyl, pyrazinyl, pyridazinyl, triazinyl, quinolinyl, isoquinolinyl, quinazolinyl, quinoxalinyl, naphthyridinyl, indolyl, indazolyl, benzoxazolyl, benzisoxazolyl, benzofuranyl, benzothienyl, benzothiazolyl, benzimidazolyl, purinyl, cinnolinyl, phthalazinyl, pteridinyl, pyridopyrimidinyl, pyrazolopyrimidinyl, or azaindolyl.

- [00111] In some embodiments, L^1 is absent, $-\text{CH}_2-$, $-\text{CH}_2\text{CH}_2-$, $-\text{CH}_2\text{CH}_2\text{CH}_2-$, or $-\text{CH}_2\text{CH}_2\text{CH}_2\text{CH}_2-$.
- [00112] In some embodiments, L^1 is $-\text{CH}_2-$.
- [00113] In some embodiments, A is phenyl.
- [00114] In some embodiments, A is pyridinyl, pyrimidinyl, pyrazinyl, pyridazinyl, or triazinyl.
- [00115] In some embodiments, A is pyridinyl.
- [00116] In some embodiments, A is furanyl, pyrrolyl, oxazolyl, thiazolyl, imidazolyl, pyrazolyl, triazolyl, tetrazolyl, isoxazolyl, isothiazolyl, oxadiazolyl, thiadiazolyl, pyridinyl, pyrimidinyl, pyrazinyl, pyridazinyl, or triazinyl.
- [00117] In some embodiments, A is furanyl, pyrrolyl, oxazolyl, thiazolyl, imidazolyl, pyrazolyl, triazolyl, tetrazolyl, isoxazolyl, isothiazolyl, oxadiazolyl, or thiadiazolyl.
- [00118] In some embodiments, A is quinolinyl, isoquinolinyl, quinazolinyl, quinoxalinyl, naphthyridinyl, indolyl, indazolyl, benzoxazolyl, benzisoxazolyl, benzofuranyl, benzothienyl, benzothiazolyl, benzimidazolyl, purinyl, cinnolinyl, phthalazinyl, pteridinyl, pyridopyrimidinyl, pyrazolopyrimidinyl, or azaindolyl.
- [00119] In some embodiments, R^1 is H, halogen, $-\text{CN}$, $-\text{OH}$, $\text{C}_1\text{-C}_4$ alkyl, $\text{C}_1\text{-C}_4$ fluoroalkyl, $\text{C}_1\text{-C}_4$ deuteroalkyl, $\text{C}_1\text{-C}_4$ alkoxy, $\text{C}_1\text{-C}_4$ fluoroalkoxy, or $\text{C}_1\text{-C}_4$ hydroxyalkyl.
- [00120] In some embodiments, R^1 is H, F, Cl, Br, $-\text{CN}$, $-\text{OH}$, $-\text{CH}_3$, $-\text{CF}_3$, $-\text{CD}_3$, $-\text{OCH}_3$, $-\text{OCH}_2\text{CH}_3$, $-\text{OCF}_3$, $-\text{OCH}_2\text{CF}_3$, or $-\text{CH}_2\text{OH}$.
- [00121] In some embodiments, R^1 is H, F or Cl. In some embodiments, R^1 is H or Cl.
- [00122] In some embodiments, R^2 is H, halogen, $-\text{CN}$, $-\text{OH}$, $\text{C}_1\text{-C}_4$ alkyl, $\text{C}_1\text{-C}_4$ fluoroalkyl, $\text{C}_1\text{-C}_4$ deuteroalkyl, $\text{C}_1\text{-C}_4$ alkoxy, or $\text{C}_1\text{-C}_4$ fluoroalkoxy.
- [00123] In some embodiments, R^2 is H, F, Cl, Br, I, $-\text{CN}$, $-\text{OH}$, $-\text{CH}_3$, $-\text{CF}_3$, $-\text{CD}_3$, $-\text{OCH}_3$, $-\text{OCH}_2\text{CH}_3$, $-\text{OCF}_3$, or $-\text{OCH}_2\text{CF}_3$.
- [00124] In some embodiments, R^2 is H, F, or Cl. In some embodiments, R^2 is H.
- [00125] In some embodiments, t is 0.
- [00126] In some embodiments, u is 0.
- [00127] In some embodiments, t is 0; and u is 0.
- [00128] In some embodiments, n is 0.
- [00129] In some embodiments, X is $-\text{CH}=\text{}$ or $-\text{N}=\text{}$. In some embodiments, X is $-\text{CH}=\text{}$. In some embodiments, X is $-\text{N}=\text{}$.
- [00130] In some embodiments, W is $-\text{C}(=\text{O})-$ or $-\text{CH}_2-$. In some embodiments, W is $-\text{C}(=\text{O})-$. In some embodiments, W is $-\text{CH}_2-$. In some embodiments, W is $-\text{C}(=\text{S})-$.

[00131] In some embodiments, Y is $-\text{C}(=\text{O})-$. In some embodiments, Y is $-\text{C}(=\text{S})-$. In some embodiments, Y is $-\text{CH}_2-$. In some embodiments, Y is $-\text{CF}_2-$.

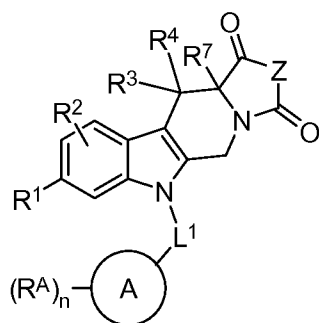
[00132] In some embodiments, the compound has the following structure of Formula (II):



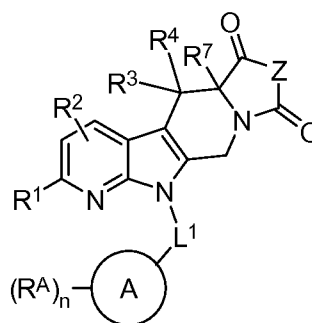
Formula (II)

or a pharmaceutically acceptable salt, or solvate thereof.

[00133] In some embodiments, the compound has the following structure of Formula (III) or Formula (IV):



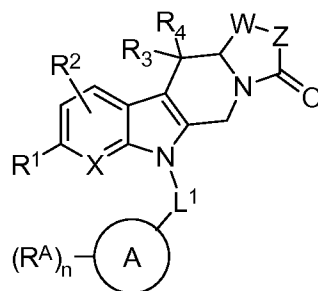
Formula (III)



Formula (IV)

or a pharmaceutically acceptable salt, or solvate thereof.

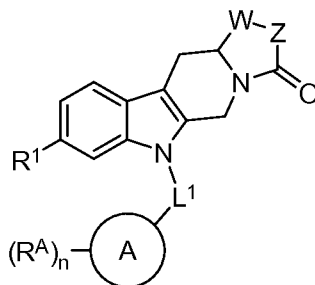
[00134] In some embodiments, the compound has the following structure of Formula (V):



Formula (V)

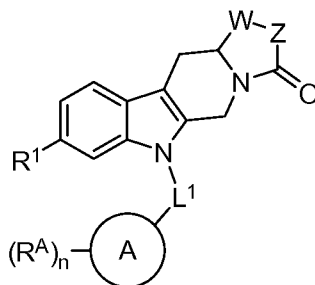
or a pharmaceutically acceptable salt, or solvate thereof.

[00135] In some embodiments, compounds described herein include compounds having the following structure:



or a pharmaceutically acceptable salt, or solvate thereof.

[00136] In some embodiments, compounds described herein include compounds having the following structure:



wherein,

R¹ is as described in Table 1;

L¹ is -CH₂-, -CH₂CH₂- or -CH₂CH₂CH₂-;

(R^A)_n-A is phenyl; 3-fluorophenyl; 4-fluorophenyl; 3-chlorophenyl; 4-chlorophenyl; 3,5-difluorophenyl; 2,4-difluorophenyl; 3,5-dichlorophenyl; 2,4-dichlorophenyl; 2-methoxypyridin-5-yl; 2-ethoxypyridin-5-yl; 2-chloropyridin-5-yl; 2-trifluoromethylthiazol-5-yl; thien-2-yl; or 5-chlorothien-2-yl;

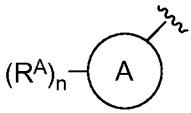
W is as described in Table 1;

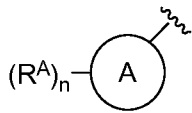
Z is as described in Table 1;

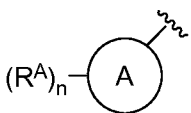
or a pharmaceutically acceptable salt, or solvate thereof.

[00137] In some embodiments, (R^A)_n-A is as described in Table 1, and/or Table 2. In some embodiments, L¹ is as described in Table 1, and/or Table 2. In some embodiments,

(R^A)_n-A is as described in Table 1, and/or Table 2.

[00138] In some embodiments, L^1 is $-\text{CH}_2-$, $-\text{CH}_2\text{CH}_2-$ or $-\text{CH}_2\text{CH}_2\text{CH}_2-$;  is phenyl; 3-fluorophenyl; 4-fluorophenyl; 3-chlorophenyl; 4-chlorophenyl; 3,5-difluorophenyl; 2,4-difluorophenyl; 3,5-dichlorophenyl; 2,4-dichlorophenyl; 2-methoxypyridin-5-yl; 2-ethoxypyridin-5-yl; 2-chloropyridin-5-yl; 2-trifluoromethylthiazol-5-yl; thien-2-yl; or 5-chlorothien-2-yl.

[00139] In some embodiments,  is phenyl; 4-fluorophenyl; 4-chlorophenyl; 2-methoxypyridin-5-yl; 2-ethoxypyridin-5-yl; 2-chloropyridin-5-yl.

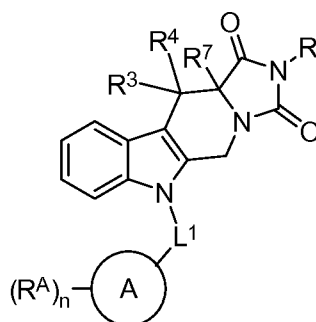
[00140] In some embodiments, L^1 is $-\text{CH}_2-$, $-\text{CH}_2\text{CH}_2-$ or $-\text{CH}_2\text{CH}_2\text{CH}_2-$;  is phenyl; 4-fluorophenyl; 4-chlorophenyl; 2-methoxypyridin-5-yl; 2-ethoxypyridin-5-yl; 2-chloropyridin-5-yl.

[00141] In some embodiments, W is as described in Table 1.

[00142] In some embodiments, Z is as described in Table 1.

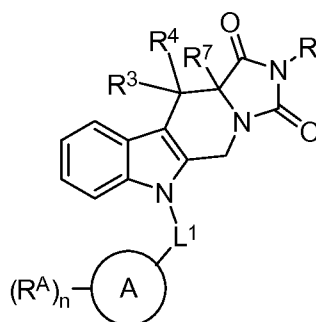
[00143] In some embodiments, R^1 is as described in Table 1.

[00144] In some embodiments, compounds described herein have the following structure:



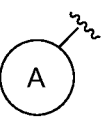
or a pharmaceutically acceptable salt, or solvate thereof.

[00145] In some embodiments, compounds described herein have the following structure:



wherein,

L^1 is $-\text{CH}_2-$, $-\text{CH}_2\text{CH}_2-$ or $-\text{CH}_2\text{CH}_2\text{CH}_2-$;

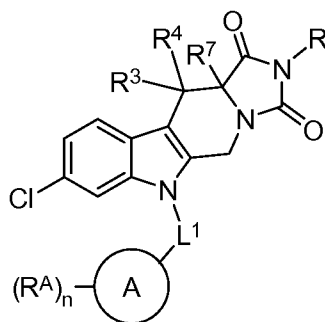
$(R^A)_n$ - is phenyl; 3-fluorophenyl; 4-fluorophenyl; 3-chlorophenyl; 4-chlorophenyl; 3,5-difluorophenyl; 2,4-difluorophenyl; 3,5-dichlorophenyl; 2,4-dichlorophenyl; 2-methoxypyridin-5-yl; 2-ethoxypyridin-5-yl; 2-chloropyridin-5-yl; 2-trifluoromethylthiazol-5-yl; thien-2-yl; or 5-chlorothien-2-yl;

R^3 , R^4 , R^7 , are as described in Table 2;

or a pharmaceutically acceptable salt, or solvate thereof.

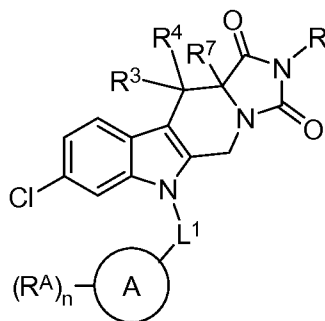
[00146] In some embodiments, R is $-\text{L}^2-\text{B}-\text{L}^3-\text{Q}$ as described herein. In some embodiments, R is as described in Table 2.

[00147] In some embodiments, compounds described herein have the following structure:



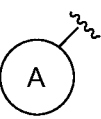
or a pharmaceutically acceptable salt, or solvate thereof.

[00148] In some embodiments, compounds described herein have the following structure:



wherein,

L^1 is $-\text{CH}_2-$, $-\text{CH}_2\text{CH}_2-$ or $-\text{CH}_2\text{CH}_2\text{CH}_2-$;

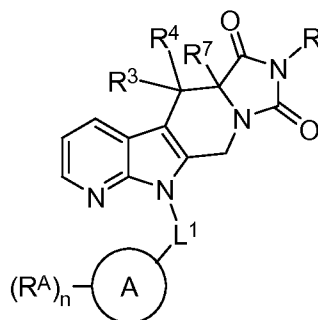
$(R^A)_n$ - is phenyl; 3-fluorophenyl; 4-fluorophenyl; 3-chlorophenyl; 4-chlorophenyl; 3,5-difluorophenyl; 2,4-difluorophenyl; 3,5-dichlorophenyl; 2,4-dichlorophenyl; 2-methoxypyridin-5-yl; 2-ethoxypyridin-5-yl; 2-chloropyridin-5-yl; 2-trifluoromethylthiazol-5-yl; thien-2-yl; or 5-chlorothien-2-yl;

R^3 , R^4 , R^7 , are as described in Table 2;

or a pharmaceutically acceptable salt, or solvate thereof.

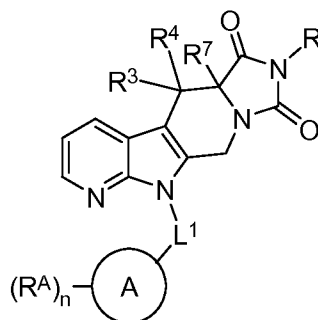
[00149] In some embodiments, R is -L²-B-L³-Q as described herein. In some embodiments, R is as described in Table 2.

[00150] In some embodiments, compounds described herein have the following structure:



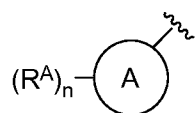
or a pharmaceutically acceptable salt, or solvate thereof.

[00151] In some embodiments, compounds described herein have the following structure:



wherein,

L¹ is -CH₂-, -CH₂CH₂- or -CH₂CH₂CH₂-;



is phenyl; 3-fluorophenyl; 4-fluorophenyl; 3-chlorophenyl; 4-chlorophenyl;

3,5-difluorophenyl; 2,4-difluorophenyl; 3,5-dichlorophenyl; 2,4-dichlorophenyl; 2-

methoxypyridin-5-yl; 2-ethoxypyridin-5-yl; 2-chloropyridin-5-yl; 2-

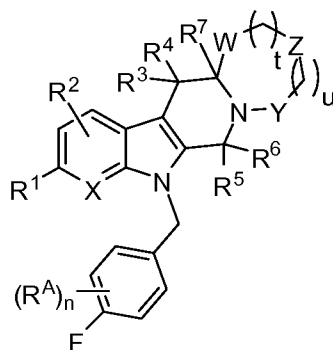
trifluoromethylthiazol-5-yl; thien-2-yl; or 5-chlorothien-2-yl;

R^3, R^4, R^7 , are as described in Table 2;

or a pharmaceutically acceptable salt, or solvate thereof.

[00152] In some embodiments, R is -L²-B-L³-Q as described herein. In some embodiments, R is as described in Table 2.

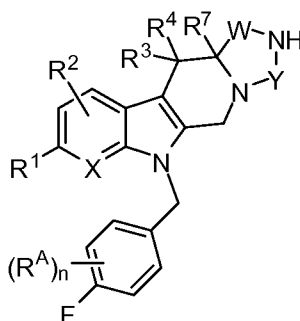
[00153] In some embodiments, compounds described herein have the following structure:



wherein n is 0, 1, 2, or 3;

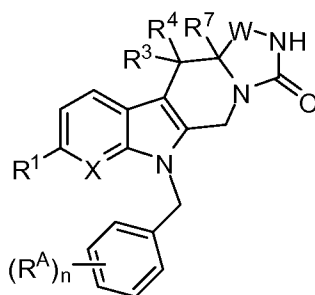
or a pharmaceutically acceptable salt, or solvate thereof.

[00154] In some embodiments, compounds described herein have the following structure:



or a pharmaceutically acceptable salt, or solvate thereof.

[00155] In some embodiments, compounds described herein have the following structure:



wherein,

R^1 is H, halogen, -CN, C_1 - C_4 alkyl, $-CF_3$, or C_1 - C_4 deuteroalkyl;

R^3 is H, F, C_1 - C_4 alkyl, or C_1 - C_4 fluoroalkyl;

R^4 is H, F, C_1 - C_4 alkyl, or C_1 - C_4 fluoroalkyl;

R^7 is H, or F;

each R^A substituent is independently H, halogen, OH, $-O-C_1-C_4$ alkyl, -CN, C_1 - C_6 alkyl, C_1 - C_6 fluoroalkyl, or C_1 - C_6 deuteroalkyl;

n is 0, 1, 2, or 3;

L^1 is substituted or unsubstituted C_1 - C_4 alkylene;

X is $-CH=$, $-N=$, or $-CF=$; and

W is $-C(=O)-$, $-C(=S)-$, or $-CH_2-$.

[00156] In some embodiments, L^1 is $-\text{CH}_2-$.

[00157] In some embodiments, R^1 is H, F, Cl, $-\text{CN}$, $-\text{CH}_3$, $-\text{CF}_3$, $-\text{CD}_3$, $-\text{OCH}_3$, or $-\text{OCF}_3$.

[00158] In some embodiments, R^1 is H or Cl.

[00159] In some embodiments, R^3 is H or $-\text{CH}_3$.

[00160] In some embodiments, R^4 is H or $-\text{CH}_3$.

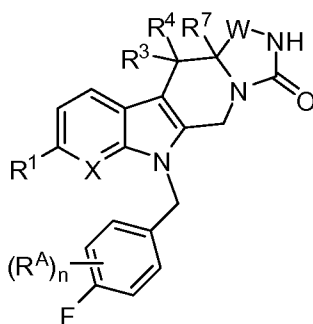
[00161] In some embodiments, n is 1 and R^A is 4-F and L^1 is $-\text{CH}_2-$.

[00162] In some embodiments, X is $-\text{CH}=\text{}$ or $-\text{N}=\text{}$.

[00163] In some embodiments, W is $-\text{C}(=\text{O})-$, or $-\text{CH}_2-$.

[00164] In some embodiments, R^1 is H or Cl; R^3 is H or $-\text{CH}_3$; R^4 is H or $-\text{CH}_3$; R^7 is H, or F; n is 1; R^A is 4-F; L^1 is $-\text{CH}_2-$; X is $-\text{CH}=\text{}$ or $-\text{N}=\text{}$; W is $-\text{C}(=\text{O})-$, or $-\text{CH}_2-$.

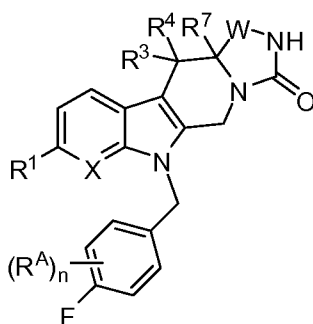
[00165] In some embodiments, compounds described herein have the structure of Formula (VI):



Formula (VI)

or a pharmaceutically acceptable salt, or solvate thereof.

[00166] In one aspect, described herein is a compound of Formula (VI), or a pharmaceutically acceptable salt, or solvate thereof:



Formula (VI)

wherein,

R^1 is H, halogen, $-\text{CN}$, $-\text{OH}$, C_1 - C_4 alkyl, C_1 - C_4 fluoroalkyl, C_1 - C_4 deuteroalkyl, C_1 - C_4 alkoxy, C_1 - C_4 fluoroalkoxy, or C_1 - C_4 hydroxyalkyl;

R^3 is H, F, Cl, Br, CN, $-\text{OH}$, C_1 - C_4 alkyl, $-\text{O}-\text{C}_1$ - C_4 alkyl, $-\text{S}-\text{C}_1$ - C_4 alkyl, $-\text{S}(=\text{O})-\text{C}_1$ - C_4 alkyl, $-\text{S}(=\text{O})_2-\text{C}_1$ - C_4 alkyl, or C_1 - C_4 fluoroalkyl;

R^4 is H, F, Cl, Br, CN, -OH, C_1 - C_4 alkyl, -O- C_1 - C_4 alkyl, -S- C_1 - C_4 alkyl, -S(=O)- C_1 - C_4 alkyl, -S(=O)₂- C_1 - C_4 alkyl, or C_1 - C_4 fluoroalkyl;

R^7 is H, or F;

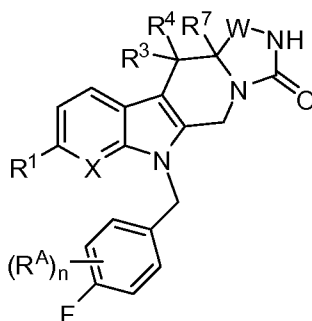
each R^A substituent is independently H, halogen, OH, -O- C_1 - C_4 alkyl, -CN, C_1 - C_6 alkyl, C_1 - C_6 fluoroalkyl, or C_1 - C_6 deuteroalkyl;

n is 0, or 1;

X is -CH=, -N=, or -CF=; and

W is -C(=O)-, -C(=S)-, or -CH₂-.

[00167] In one aspect, described herein is a compound of Formula (VI), or a pharmaceutically acceptable salt, or solvate thereof:



Formula (VI)

wherein,

R^1 is H, halogen, -CN, -OH, C_1 - C_4 alkyl, C_1 - C_4 fluoroalkyl, or C_1 - C_4 deuteroalkyl;

R^3 is H, F, C_1 - C_4 alkyl, or C_1 - C_4 fluoroalkyl;

R^4 is H, F, C_1 - C_4 alkyl, or C_1 - C_4 fluoroalkyl;

R^7 is H, or F;

each R^A substituent is independently H, halogen, OH, -O- C_1 - C_4 alkyl, -CN, C_1 - C_6 alkyl, C_1 - C_6 fluoroalkyl, or C_1 - C_6 deuteroalkyl;

n is 0, or 1;

X is -CH=, -N=, or -CF=; and

W is -C(=O)-, -C(=S)-, or -CH₂-.

[00168] In some embodiments, R^1 is H, F, Cl, Br, -CN, -OH, -CH₃, -CF₃, -CD₃, -OCH₃, -OCH₂CH₃, -OCF₃, -OCH₂CF₃, or -CH₂OH. In some embodiments, R^1 is H or Cl. In some embodiments, R^1 is H. In some embodiments, R^1 is Cl.

[00169] In some embodiments, R^3 is H or -CH₃. In some embodiments, R^3 is H. In some embodiments, R^3 is -CH₃.

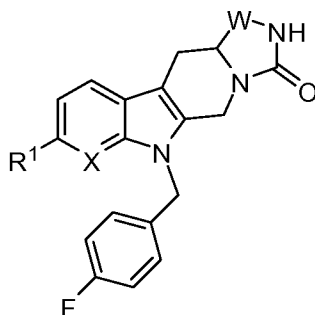
[00170] In some embodiments, R^4 is H or -CH₃. In some embodiments, R^4 is H. In some embodiments, R^4 is -CH₃.

[00171] In some embodiments, n is 0.

[00172] In some embodiments, X is $-\text{CH}=\text{}$ or $-\text{N}=\text{}$. In some embodiments, X is $-\text{CH}=\text{}$. In some embodiments, X is $-\text{N}=\text{}$. In some embodiments, X is $-\text{CF}=\text{}$.

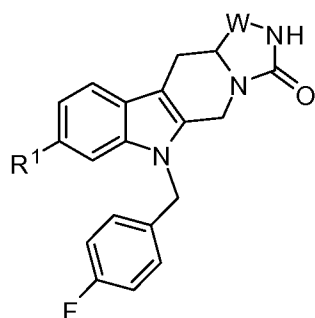
[00173] In some embodiments, W is $-\text{C}(=\text{O})-$, or $-\text{CH}_2-$. In some embodiments, W is $-\text{C}(=\text{O})-$. In some embodiments, W is $-\text{CH}_2-$.

[00174] In some embodiments, compounds of Formula (VI) have the following structure:



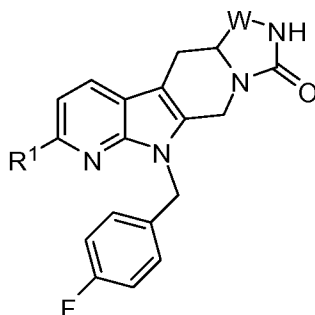
or a pharmaceutically acceptable salt, or solvate thereof.

[00175] In some embodiments, compounds described herein have the following structure:



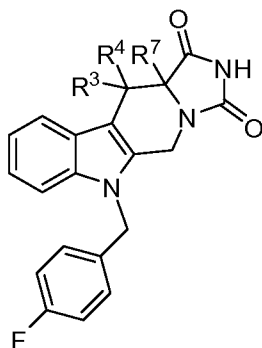
or a pharmaceutically acceptable salt, or solvate thereof.

[00176] In some embodiments, compounds described herein have the following structure:



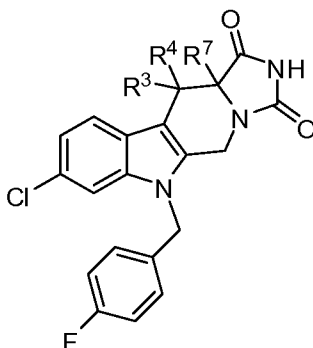
or a pharmaceutically acceptable salt, or solvate thereof.

[00177] In some embodiments, compounds described herein have the following structure:



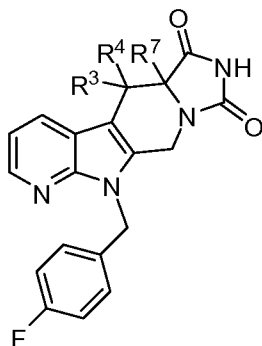
or a pharmaceutically acceptable salt, or solvate thereof.

[00178] In some embodiments, compounds described herein have the following structure:



or a pharmaceutically acceptable salt, or solvate thereof.

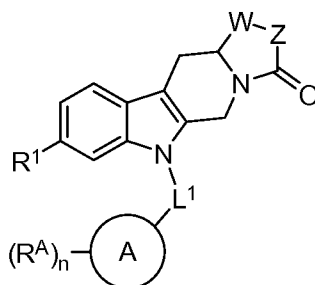
[00179] In some embodiments, compounds described herein have the following structure:



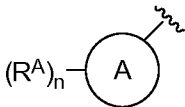
or a pharmaceutically acceptable salt, or solvate thereof.

[00180] Any combination of the groups described above for the various variables is contemplated herein. Throughout the specification, groups and substituents thereof are chosen by one skilled in the field to provide stable moieties and compounds.

[00181] Exemplary compounds include the following compounds of Table 1, Table 2, and Table 3:

Table 1:

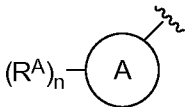
Cmpd no.		R ¹	L ¹	(R ^A) _n - A	W	Z
1-1	Rac	H	-CH ₂ -	4-fluorophenyl	-C(=O)-	>NCH ₂ CH ₂ CH ₂ CO ₂ H
1-2	S-Ent	H	-CH ₂ -	4-fluorophenyl	-C(=O)-	>NCH ₂ CH ₂ CH ₂ CO ₂ H
1-3	R-Ent	H	-CH ₂ -	4-fluorophenyl	-C(=O)-	>NCH ₂ CH ₂ CH ₂ CO ₂ H
1-4	Rac	H	-CH ₂ -	4-fluorophenyl	-C(=O)-	>NCH ₂ CH ₂ CO ₂ H
1-5	S-Ent	H	-CH ₂ -	4-fluorophenyl	-C(=O)-	>NCH ₂ CH ₂ CO ₂ H
1-6	R-Ent	H	-CH ₂ -	4-fluorophenyl	-C(=O)-	>NCH ₂ CH ₂ CO ₂ H
1-7	Rac	H	- CH ₂ C H ₂ CH ₂ -	phenyl	-C(=O)-	>NCH ₂ CH ₂ CH ₂ CO ₂ H
1-8		H	-CH ₂ -	4-fluorophenyl	-CH ₂ -	O
1-9	S-Ent	H	-CH ₂ -	4-fluorophenyl	-CH ₂ -	O
1-10	R-Ent	H	-CH ₂ -	4-fluorophenyl	-CH ₂ -	O
1-11	S-Ent	H	-CH ₂ -	2-methoxypyridin-5-yl	-C(=O)-	>NCH ₂ CH ₂ CH ₂ CO ₂ H
1-12	S-Ent	H	-CH ₂ -	2-methoxypyridin-5-yl	-C(=O)-	>NCH ₂ CH ₂ CO ₂ H
1-13	Rac	H	-CH ₂ -	4-fluorophenyl	-CH ₂ -	>NH
1-14	Rac	H	-CH ₂ -	4-fluorophenyl	-C(=O)-	>NMe
1-15	Rac	H	-CH ₂ -	4-fluorophenyl	-C(=O)-	>NH
1-16	Rac	H	-CH ₂ -	4-fluorophenyl	-C(=O)-	-NHCH ₂ -
1-17		H	-CH ₂ -	2-methoxypyridin-5-yl	-C(=O)-	>NCH ₂ C(CH ₃) ₂ CO ₂ H
1-18	S-Ent	H	-CH ₂ -	2-methoxypyridin-5-yl	-C(=O)-	>NCH ₂ C(-CH ₂ CH ₂ -)CO ₂ H
1-19		H	-CH ₂ -	4-fluorophenyl	-C(=O)-	>NCH ₂ CO ₂ H
1-20	Rac	H	-CH ₂ -	4-fluorophenyl	-CH ₂ -	>NCH ₂ CO ₂ H
1-21		H	-CH ₂ -	4-fluorophenyl	-CH ₂ -	>NCH ₂ CH ₂ CO ₂ H
1-22		H	-CH ₂ -	4-fluorophenyl	-CH ₂ -	>NCH ₂ CH ₂ CH ₂ CO ₂ H
1-23	Rac	H	-CH ₂ -	4-fluorophenyl	-C(=O)-	-N(CH ₂ CO ₂ H)CH ₂ -
1-24		H	-CH ₂ -	4-fluorophenyl	-C(=O)-	- N(CH ₂ CH ₂ CO ₂ H)CH ₂ -
1-25		H	-CH ₂ -	4-fluorophenyl	-C(=O)-	-N(CH ₂ CH ₂ CH ₂ CO ₂ H)CH ₂ -
1-26		Cl	-CH ₂ -	4-fluorophenyl	-CH ₂ -	O

Cmpd no.		R ¹	L ¹		W	Z
1-27		Cl	-CH ₂ -	4-fluorophenyl	-C(=O)-	>NCH ₂ CH ₂ CH ₂ CO ₂ H
1-28		Cl	-CH ₂ -	4-fluorophenyl	-C(=O)-	>NCH ₂ CH ₂ CO ₂ H
1-29		Cl	-CH ₂ -	4-fluorophenyl	-C(=O)-	>NCH ₂ CO ₂ H
1-30		Cl	-CH ₂ -	4-fluorophenyl	-C(=O)-	>NCH ₂ C(CH ₃) ₂ CO ₂ H
1-31		Cl	-CH ₂ -	4-fluorophenyl	-C(=O)-	>NCH ₂ CH ₂ C(CH ₃) ₂ CO ₂ H
1-32		H	-CH ₂ -	4-fluorophenyl	-C(=O)-	>NCH ₂ CH(CH ₃)CO ₂ H
1-33		H	-CH ₂ -	4-fluorophenyl	-C(=O)-	>NCH ₂ C(CH ₃) ₂ CO ₂ H
1-34	S-Ent	H	-CH ₂ -	4-fluorophenyl	-C(=O)-	>NCH ₂ C(-CH ₂ CH ₂ -)CO ₂ H
1-35		H	-CH ₂ -	4-fluorophenyl	-C(=O)-	>NCH ₂ CH(Et)CO ₂ H
1-36		H	-CH ₂ -	4-fluorophenyl	-C(=O)-	>NCH ₂ C(Et) ₂ CO ₂ H
1-37		H	-CH ₂ -	4-fluorophenyl	-C(=O)-	>NCH ₂ C(-(CH ₂) ₃ -)CO ₂ H
1-38		H	-CH ₂ -	4-fluorophenyl	-C(=O)-	>NCH ₂ CH ₂ CH(CH ₃)CO ₂ H
1-39		H	-CH ₂ -	4-fluorophenyl	-C(=O)-	>NCH ₂ CH ₂ C(CH ₃) ₂ CO ₂ H
1-40		H	-CH ₂ -	4-fluorophenyl	-C(=O)-	>NCH ₂ CH ₂ C(-CH ₂ CH ₂ -)CO ₂ H
1-41		H	-CH ₂ -	4-fluorophenyl	-C(=O)-	>NCH ₂ CH(CH ₃)CH ₂ CO ₂ H
1-42		H	-CH ₂ -	4-fluorophenyl	-C(=O)-	>NCH ₂ C(CH ₃) ₂ CH ₂ CO ₂ H
1-43		H	-CH ₂ -	4-fluorophenyl	-C(=O)-	>NCH ₂ C(-CH ₂ CH ₂ -)CH ₂ CO ₂ H
1-44		H	-CH ₂ -	4-fluorophenyl	-C(=O)-	>NCH ₂ C(-(CH ₂) ₃ -)CH ₂ CO ₂ H
1-45		Cl	-CH ₂ -	4-fluorophenyl	-C(=O)-	>NCH ₂ CH(CH ₃)CO ₂ H
1-46		Cl	-CH ₂ -	4-fluorophenyl	-C(=O)-	>NCH ₂ C(CH ₃) ₂ CO ₂ H
1-47		Cl	-CH ₂ -	4-fluorophenyl	-C(=O)-	>NCH ₂ C(-CH ₂ CH ₂ -)CO ₂ H
1-48		Cl	-CH ₂ -	4-fluorophenyl	-C(=O)-	>NCH ₂ CH(Et)CO ₂ H
1-49		Cl	-CH ₂ -	4-fluorophenyl	-C(=O)-	>NCH ₂ C(Et) ₂ CO ₂ H
1-50		Cl	-CH ₂ -	4-fluorophenyl	-C(=O)-	>NCH ₂ C(-(CH ₂) ₃ -)CO ₂ H
1-51		Cl	-CH ₂ -	4-fluorophenyl	-C(=O)-	>NCH ₂ CH ₂ CH(CH ₃)CO ₂ H
1-52		Cl	-CH ₂ -	4-fluorophenyl	-C(=O)-	>NCH ₂ CH ₂ C(CH ₃) ₂ CO ₂ H

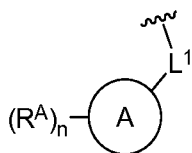
Cmpd no.		R ¹	L ¹		W	Z
1-53		Cl	-CH ₂ -	4-fluorophenyl	-C(=O)-	>NCH ₂ CH ₂ C(-CH ₂ CH ₂ -)CO ₂ H
1-54		Cl	-CH ₂ -	4-fluorophenyl	-C(=O)-	>NCH ₂ CH(CH ₃)CH ₂ CO ₂ H
1-55		Cl	-CH ₂ -	4-fluorophenyl	-C(=O)-	>NCH ₂ C(CH ₃) ₂ CH ₂ CO ₂ H
1-56		Cl	-CH ₂ -	4-fluorophenyl	-C(=O)-	>NCH ₂ C(-CH ₂ CH ₂ -)CH ₂ CO ₂ H
1-57		Cl	-CH ₂ -	4-fluorophenyl	-C(=O)-	>NCH ₂ C(-(CH ₂) ₃ -)CH ₂ CO ₂ H
1-58		H	-CH ₂ -	4-chlorophenyl	-C(=O)-	>NCH ₂ CH(CH ₃)CO ₂ H
1-59		H	-CH ₂ -	4-chlorophenyl	-C(=O)-	>NCH ₂ C(CH ₃) ₂ CO ₂ H
1-60		H	-CH ₂ -	4-chlorophenyl	-C(=O)-	>NCH ₂ C(-CH ₂ CH ₂ -)CO ₂ H
1-61		H	-CH ₂ -	4-chlorophenyl	-C(=O)-	>NCH ₂ CH(Et)CO ₂ H
1-62		H	-CH ₂ -	4-chlorophenyl	-C(=O)-	>NCH ₂ C(Et) ₂ CO ₂ H
1-63		H	-CH ₂ -	4-chlorophenyl	-C(=O)-	>NCH ₂ C(-(CH ₂) ₃ -)CO ₂ H
1-64		H	-CH ₂ -	4-chlorophenyl	-C(=O)-	>NCH ₂ CH ₂ CH(CH ₃)CO ₂ H
1-65		H	-CH ₂ -	4-chlorophenyl	-C(=O)-	>NCH ₂ CH ₂ C(CH ₃) ₂ CO ₂ H
1-66		H	-CH ₂ -	4-chlorophenyl	-C(=O)-	>NCH ₂ CH ₂ C(-CH ₂ CH ₂ -)CO ₂ H
1-67		H	-CH ₂ -	4-chlorophenyl	-C(=O)-	>NCH ₂ CH(CH ₃)CH ₂ CO ₂ H
1-68		H	-CH ₂ -	4-chlorophenyl	-C(=O)-	>NCH ₂ C(CH ₃) ₂ CH ₂ CO ₂ H
1-69		H	-CH ₂ -	4-chlorophenyl	-C(=O)-	>NCH ₂ C(-CH ₂ CH ₂ -)CH ₂ CO ₂ H
1-70		H	-CH ₂ -	4-chlorophenyl	-C(=O)-	>NCH ₂ C(-(CH ₂) ₃ -)CH ₂ CO ₂ H
1-71		Cl	-CH ₂ -	4-chlorophenyl	-C(=O)-	>NCH ₂ CH(CH ₃)CO ₂ H
1-72		Cl	-CH ₂ -	4-chlorophenyl	-C(=O)-	>NCH ₂ C(CH ₃) ₂ CO ₂ H
1-73		Cl	-CH ₂ -	4-chlorophenyl	-C(=O)-	>NCH ₂ C(-CH ₂ CH ₂ -)CO ₂ H
1-74		Cl	-CH ₂ -	4-chlorophenyl	-C(=O)-	>NCH ₂ CH(Et)CO ₂ H
1-75		Cl	-CH ₂ -	4-chlorophenyl	-C(=O)-	>NCH ₂ C(Et) ₂ CO ₂ H
1-76		Cl	-CH ₂ -	4-chlorophenyl	-C(=O)-	>NCH ₂ C(-(CH ₂) ₃ -)CO ₂ H
1-77		Cl	-CH ₂ -	4-chlorophenyl	-C(=O)-	>NCH ₂ CH ₂ CH(CH ₃)CO ₂ H

Cmpd no.		R ¹	L ¹		W	Z
1-78		Cl	-CH ₂ -	4-chlorophenyl	-C(=O)-	>NCH ₂ CH ₂ C(CH ₃) ₂ CO ₂ H
1-79		Cl	-CH ₂ -	4-chlorophenyl	-C(=O)-	>NCH ₂ CH ₂ C(-CH ₂ CH ₂ -)CO ₂ H
1-80		Cl	-CH ₂ -	4-chlorophenyl	-C(=O)-	>NCH ₂ CH(CH ₃)CH ₂ CO ₂ H
1-81		Cl	-CH ₂ -	4-chlorophenyl	-C(=O)-	>NCH ₂ C(CH ₃) ₂ CH ₂ CO ₂ H
1-82		Cl	-CH ₂ -	4-chlorophenyl	-C(=O)-	>NCH ₂ C(-CH ₂ CH ₂ -)CH ₂ CO ₂ H
1-83		Cl	-CH ₂ -	4-chlorophenyl	-C(=O)-	>NCH ₂ C(-(CH ₂) ₃ -)CH ₂ CO ₂ H
1-84	S-Ent	H	-CH ₂ -	2-chloropyridin-5-yl	-C(=O)-	>NCH ₂ CH ₂ CO ₂ H
1-85		H	-CH ₂ -	2-chloropyridin-5-yl	-C(=O)-	>NCH ₂ CH ₂ CH ₂ CO ₂ H
1-86		H	-CH ₂ -	2-chloropyridin-5-yl	-C(=O)-	>NCH ₂ CH(CH ₃)CO ₂ H
1-87		H	-CH ₂ -	2-chloropyridin-5-yl	-C(=O)-	>NCH ₂ C(CH ₃) ₂ CO ₂ H
1-88		H	-CH ₂ -	2-chloropyridin-5-yl	-C(=O)-	>NCH ₂ C(-CH ₂ CH ₂ -)CO ₂ H
1-89		H	-CH ₂ -	2-chloropyridin-5-yl	-C(=O)-	>NCH ₂ CH ₂ C(CH ₃) ₂ CO ₂ H
1-90		H	-CH ₂ -	2-chloropyridin-5-yl	-C(=O)-	>NCH ₂ CH ₂ C(-CH ₂ CH ₂ -)CO ₂ H
1-91		H	-CH ₂ -	2-chloropyridin-5-yl	-C(=O)-	>NCH ₂ C(CH ₃) ₂ CH ₂ CO ₂ H
1-92		H	-CH ₂ -	2-chloropyridin-5-yl	-C(=O)-	>NCH ₂ C(-CH ₂ CH ₂ -)CH ₂ CO ₂ H
1-93		Cl	-CH ₂ -	2-chloropyridin-5-yl	-C(=O)-	>NCH ₂ CH ₂ CO ₂ H
1-94		Cl	-CH ₂ -	2-chloropyridin-5-yl	-C(=O)-	>NCH ₂ CH ₂ CH ₂ CO ₂ H
1-95		Cl	-CH ₂ -	2-chloropyridin-5-yl	-C(=O)-	>NCH ₂ CH(CH ₃)CO ₂ H
1-96		Cl	-CH ₂ -	2-chloropyridin-5-yl	-C(=O)-	>NCH ₂ C(CH ₃) ₂ CO ₂ H
1-97		Cl	-CH ₂ -	2-chloropyridin-5-yl	-C(=O)-	>NCH ₂ C(-CH ₂ CH ₂ -)CO ₂ H
1-98		Cl	-CH ₂ -	2-chloropyridin-5-yl	-C(=O)-	>NCH ₂ CH ₂ C(CH ₃) ₂ CO ₂ H
1-99		Cl	-CH ₂ -	2-chloropyridin-5-yl	-C(=O)-	>NCH ₂ CH ₂ C(-CH ₂ CH ₂ -)CO ₂ H
1-100		Cl	-CH ₂ -	2-chloropyridin-5-yl	-C(=O)-	>NCH ₂ C(CH ₃) ₂ CH ₂ CO ₂ H
1-101		Cl	-CH ₂ -	2-chloropyridin-5-yl	-C(=O)-	>NCH ₂ C(-CH ₂ CH ₂ -)CH ₂ CO ₂ H
1-102		H	-CH ₂ -	2-trifluoromethylthiazol-5-yl	-C(=O)-	>NCH ₂ CH ₂ CO ₂ H

Cmpd no.		R ¹	L ¹		W	Z
1-103		H	-CH ₂ -	2-trifluoromethyl thiazol-5-yl	-C(=O)-	>NCH ₂ CH ₂ CH ₂ CO ₂ H
1-104		H	-CH ₂ -	2-trifluoromethyl thiazol-5-yl	-C(=O)-	>NCH ₂ CH(CH ₃)CO ₂ H
1-105		H	-CH ₂ -	2-trifluoromethyl thiazol-5-yl	-C(=O)-	>NCH ₂ C(CH ₃) ₂ CO ₂ H
1-106		H	-CH ₂ -	2-trifluoromethyl thiazol-5-yl	-C(=O)-	>NCH ₂ C(-CH ₂ CH ₂ -)CO ₂ H
1-107		H	-CH ₂ -	2-trifluoromethyl thiazol-5-yl	-C(=O)-	>NCH ₂ CH ₂ C(CH ₃) ₂ CO ₂ H
1-108		H	-CH ₂ -	2-trifluoromethyl thiazol-5-yl	-C(=O)-	>NCH ₂ CH ₂ C(-CH ₂ CH ₂ -)CO ₂ H
1-109		H	-CH ₂ -	2-trifluoromethyl thiazol-5-yl	-C(=O)-	>NCH ₂ C(CH ₃) ₂ CH ₂ CO ₂ H
1-110		H	-CH ₂ -	2-trifluoromethyl thiazol-5-yl	-C(=O)-	>NCH ₂ C(-CH ₂ CH ₂ -)CH ₂ CO ₂ H
1-111		Cl	-CH ₂ -	2-trifluoromethyl thiazol-5-yl	-C(=O)-	>NCH ₂ CH ₂ CO ₂ H
1-112		Cl	-CH ₂ -	2-trifluoromethyl thiazol-5-yl	-C(=O)-	>NCH ₂ CH ₂ CH ₂ CO ₂ H
1-113		Cl	-CH ₂ -	2-trifluoromethyl thiazol-5-yl	-C(=O)-	>NCH ₂ CH(CH ₃)CO ₂ H
1-114		Cl	-CH ₂ -	2-trifluoromethyl thiazol-5-yl	-C(=O)-	>NCH ₂ C(CH ₃) ₂ CO ₂ H
1-115		Cl	-CH ₂ -	2-trifluoromethyl thiazol-5-yl	-C(=O)-	>NCH ₂ C(-CH ₂ CH ₂ -)CO ₂ H
1-116		Cl	-CH ₂ -	2-trifluoromethyl thiazol-5-yl	-C(=O)-	>NCH ₂ CH ₂ C(CH ₃) ₂ CO ₂ H
1-117		Cl	-CH ₂ -	2-trifluoromethyl thiazol-5-yl	-C(=O)-	>NCH ₂ CH ₂ C(-CH ₂ CH ₂ -)CO ₂ H
1-118		Cl	-CH ₂ -	2-trifluoromethyl thiazol-5-yl	-C(=O)-	>NCH ₂ C(CH ₃) ₂ CH ₂ CO ₂ H
1-119		Cl	-CH ₂ -	2-trifluoromethyl thiazol-5-yl	-C(=O)-	>NCH ₂ C(-CH ₂ CH ₂ -)CH ₂ CO ₂ H
1-120	Rac	H	-CH ₂ -	4-fluorophenyl	-C(=O)-	>NCH ₂ CN
1-121	S-Ent	H	-CH ₂ -	4-fluorophenyl	-C(=O)-	>NCH ₂ CH ₂ OH
1-122	S-Ent	H	-CH ₂ -	4-fluorophenyl	-C(=O)-	>NCH ₂ CH ₂ CONH ₂
1-123	Rac	H	-CH ₂ -	4-fluorophenyl	-C(=O)-	>NCH ₂ CH ₂ CONHCH ₂ Ph
1-124	Rac	H	-CH ₂ -	4-fluorophenyl	-C(=O)-	>NCH ₂ CH ₂ CO-[3-hydroxy-3-trifluoromethyl pyrrolidin-1-yl]
1-125	Rac	H	-CH ₂ -	4-fluorophenyl	-C(=O)-	>NCH ₂ CH ₂ CO-(3-cyanoazetidin-1-yl)
1-126	Rac	H	-CH ₂ -	4-fluorophenyl	-C(=O)-	>NCH ₂ CH ₂ CONHCH ₂ (4-(tetrazol-5-

Cmpd no.		R ¹	L ¹		W	Z
						yl)phenyl)
1-127	Rac	H	-CH ₂ -	4-fluorophenyl	-C(=O)-	>NCH ₂ CH ₂ CO NHCH ₂ CH ₂ -(pyridin-4-yl)
1-128	Rac	H	-CH ₂ -	4-fluorophenyl	-C(=O)-	>NCH ₂ CH ₂ CO NHCH ₂ -(pyrazin-2-yl)
1-129	Rac	H	-CH ₂ -	4-fluorophenyl	-C(=O)-	>NCH ₃
1-130	S-Ent	H	-CH ₂ -	4-fluorophenyl	-C(=O)-	>NH
1-131	Rac	H	-CH ₂ -	4-methoxyphenyl	-C(=O)-	>NCH ₂ CH ₂ CO ₂ H
1-132	S-Ent	H	-CH ₂ -	2,4-dichlorophenyl	-C(=O)-	>NCH ₂ CH ₂ CO ₂ H
1-133	S-Ent	H	-CH ₂ -	4-chloro-2-fluorophenyl	-C(=O)-	>NCH ₂ CH ₂ CO ₂ H
1-134	S-Ent	H	-CH ₂ -	2,4-difluorophenyl	-C(=O)-	>NCH ₂ CH ₂ CO ₂ H
1-135	S-Ent	H	-CH ₂ -	2-fluoropyridin-5-yl	-C(=O)-	>NCH ₂ CH ₂ CO ₂ H
1-136	Rac	H	-CH ₂ -	2-fluoropyridin-5-yl	-CH ₂ -	>NCH ₂ CH ₂ CO ₂ H
1-137	S-Ent	H	-CH ₂ -	4-fluorophenyl	-C(=O)-	>NCH ₂ CH ₂ CO NHCH ₂ CH ₂ SO ₃ H
1-138	S-Ent	H	-CH ₂ -	4-fluorophenyl	-C(=O)-	>NCH ₂ CH ₂ CO ₂ - acylglucuronide
1-139	Rac	H	-CH ₂ -	4-fluorophenyl	-C(=O)-	>NCH ₂ CN
1-140	Rac	H	-CH ₂ -	4-fluorophenyl	-C(=O)-	>NCH ₂ CN ₄ H
1-141	S-Ent	H	-CH ₂ -	4-fluorophenyl	-C(=S)-	>NCH ₂ CH ₂ CO ₂ H
1-142	S-Ent	H	-CH ₂ -	4-fluorophenyl	-C(=O)-	>NCH ₂ CH ₂ CONHSO ₂ CH ₃
1-143	S-Ent	H	-CH ₂ -	4-fluorophenyl	-C(=O)-	>NCH ₂ CH ₂ CONHSO ₂ Ph

Rac=racemic; S-Ent=S-enantiomer; R-Ent=enantiomer



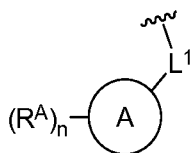
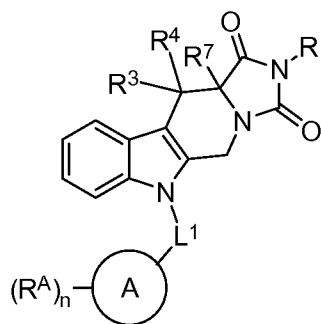
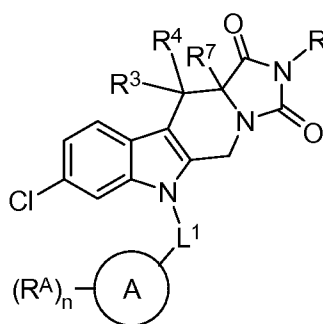
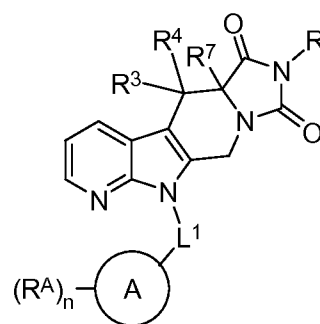
[00182] In some embodiments, the  group of any on the compounds described in Table 1 is replaced with 4-chlorobenzyl; 3-chlorobenzyl; 3-fluorobenzyl; 3,5-difluorobenzyl; 2,4-difluorobenzyl; 3,5-dichlorobenzyl; phenylprop-3-yl; thien-2-ylmethyl; or 5-chlorothien-2-ylmethyl.

Table 2:

Core A

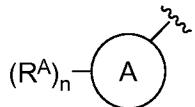


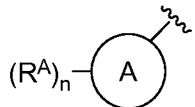
Core B



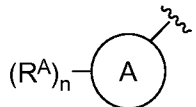
Core C

Core A	Core B	Core C	L ¹	(R ^A) _n -A	R	R ³ , R ⁴	R ⁷
A1	B1	C1	-CH ₂ -	4-fluorophenyl	-CH ₂ CO ₂ H	F, F	H
A2	B2	C2	-CH ₂ -	4-fluorophenyl	-CH ₂ CH ₂ CO ₂ H	F, F	H
A3	B3	C3	-CH ₂ -	4-fluorophenyl	-CH ₂ CH ₂ CH ₂ CO ₂ H	F, F	H
A4	B4	C4	-CH ₂ -	4-fluorophenyl	-CH ₂ C(CH ₃) ₂ CO ₂ H	F, F	H
A5	B5	C5	-CH ₂ -	4-fluorophenyl	-CH ₂ C(-CH ₂ CH ₂ -)CO ₂ H	F, F	H
A6	B6	C6	-CH ₂ -	4-fluorophenyl	-CH ₂ CH ₂ C(CH ₃) ₂ CO ₂ H	F, F	H
A7	B7	C7	-CH ₂ -	4-fluorophenyl	-CH ₂ CH ₂ C(-CH ₂ CH ₂ -)CO ₂ H	F, F	H
A8	B8	C8	-CH ₂ -	4-fluorophenyl	-CH ₂ C(CH ₃) ₂ CH ₂ CO ₂ H	F, F	H
A9	B9	C9	-CH ₂ -	4-fluorophenyl	-CH ₂ C(-CH ₂ CH ₂ -)CH ₂ CO ₂ H	F, F	H
A10	B10	C10	-CH ₂ -	4-fluorophenyl	-CH ₂ CO ₂ H	CH ₃ , CH ₃	H
A11	B11	C11	-CH ₂ -	4-fluorophenyl	-CH ₂ CH ₂ CO ₂ H	CH ₃ , CH ₃	H
A12	B12	C12	-CH ₂ -	4-fluorophenyl	-CH ₂ CH ₂ CH ₂ CO ₂ H	CH ₃ , CH ₃	H
A13	B13	C13	-CH ₂ -	4-fluorophenyl	-CH ₂ C(CH ₃) ₂ CO ₂ H	CH ₃ , CH ₃	H
A14	B14	C14	-CH ₂ -	4-fluorophenyl	-CH ₂ C(-CH ₂ CH ₂ -)CO ₂ H	CH ₃ , CH ₃	H
A15	B15	C15	-CH ₂ -	4-fluorophenyl	-CH ₂ CH ₂ C(CH ₃) ₂ CO ₂ H	CH ₃ , CH ₃	H
A16	B16	C16	-CH ₂ -	4-fluorophenyl	-CH ₂ CH ₂ C(-CH ₂ CH ₂ -)CO ₂ H	CH ₃ , CH ₃	H
A17	B17	C17	-CH ₂ -	4-fluorophenyl	-CH ₂ C(CH ₃) ₂ CH ₂ CO ₂ H	CH ₃ , CH ₃	H
A18	B18	C18	-CH ₂ -	4-fluorophenyl	-CH ₂ C(-CH ₂ CH ₂ -)CH ₂ CO ₂ H	CH ₃ , CH ₃	H
A19	B19	C19	-CH ₂ -	4-fluorophenyl	-CH ₂ CO ₂ H	H, CH ₃	H
A20	B20	C20	-CH ₂ -	4-fluorophenyl	-CH ₂ CH ₂ CO ₂ H	H, CH ₃	H

Core A	Core B	Core C	L ¹		R	R ³ , R ⁴	R ⁷
A21	B21	C21	-CH ₂ -	4-fluorophenyl	-CH ₂ CH ₂ CH ₂ CO ₂ H	H, CH ₃	H
A22	B22	C22	-CH ₂ -	4-fluorophenyl	-CH ₂ C(CH ₃) ₂ CO ₂ H	H, CH ₃	H
A23	B23	C23	-CH ₂ -	4-fluorophenyl	-CH ₂ C(-CH ₂ CH ₂ -)CO ₂ H	H, CH ₃	H
A24	B24	C24	-CH ₂ -	4-fluorophenyl	-CH ₂ CH ₂ C(CH ₃) ₂ CO ₂ H	H, CH ₃	H
A25	B25	C25	-CH ₂ -	4-fluorophenyl	-CH ₂ CH ₂ C(-CH ₂ CH ₂ -)CO ₂ H	H, CH ₃	H
A26	B26	C26	-CH ₂ -	4-fluorophenyl	-CH ₂ C(CH ₃) ₂ CH ₂ CO ₂ H	H, CH ₃	H
A27	B27	C27	-CH ₂ -	4-fluorophenyl	-CH ₂ C(-CH ₂ CH ₂ -)CH ₂ CO ₂ H	H, CH ₃	H
A28	B28	C28	-CH ₂ -	4-fluorophenyl	-CH ₂ CO ₂ H	- CH ₂ CH ₂ -	H
A29	B29	C29	-CH ₂ -	4-fluorophenyl	-CH ₂ CH ₂ CO ₂ H	- CH ₂ CH ₂ -	H
A30	B30	C30	-CH ₂ -	4-fluorophenyl	-CH ₂ CH ₂ CH ₂ CO ₂ H	- CH ₂ CH ₂ -	H
A31	B31	C31	-CH ₂ -	4-fluorophenyl	-CH ₂ C(CH ₃) ₂ CO ₂ H	- CH ₂ CH ₂ -	H
A32	B32	C32	-CH ₂ -	4-fluorophenyl	-CH ₂ C(-CH ₂ CH ₂ -)CO ₂ H	- CH ₂ CH ₂ -	H
A33	B33	C33	-CH ₂ -	4-fluorophenyl	-CH ₂ CH ₂ C(CH ₃) ₂ CO ₂ H	- CH ₂ CH ₂ -	H
A34	B34	C34	-CH ₂ -	4-fluorophenyl	-CH ₂ CH ₂ C(-CH ₂ CH ₂ -)CO ₂ H	- CH ₂ CH ₂ -	H
A35	B35	C35	-CH ₂ -	4-fluorophenyl	-CH ₂ C(CH ₃) ₂ CH ₂ CO ₂ H	- CH ₂ CH ₂ -	H
A36	B36	C36	-CH ₂ -	4-fluorophenyl	-CH ₂ C(-CH ₂ CH ₂ -)CH ₂ CO ₂ H	- CH ₂ CH ₂ -	H
A37	B37	C37	-CH ₂ -	4-fluorophenyl	-CH ₂ CO ₂ H	=O	H
A38	B38	C38	-CH ₂ -	4-fluorophenyl	-CH ₂ CH ₂ CO ₂ H	=O	H
A39	B39	C39	-CH ₂ -	4-fluorophenyl	-CH ₂ CH ₂ CH ₂ CO ₂ H	=O	H
A40	B40	C40	-CH ₂ -	4-fluorophenyl	-CH ₂ C(CH ₃) ₂ CO ₂ H	=O	H
A41	B41	C41	-CH ₂ -	4-fluorophenyl	-CH ₂ C(-CH ₂ CH ₂ -)CO ₂ H	=O	H
A42	B42	C42	-CH ₂ -	4-fluorophenyl	-CH ₂ CH ₂ C(CH ₃) ₂ CO ₂ H	=O	H
A43	B43	C43	-CH ₂ -	4-fluorophenyl	-CH ₂ CH ₂ C(-CH ₂ CH ₂ -)CO ₂ H	=O	H
A44	B44	C44	-CH ₂ -	4-fluorophenyl	-CH ₂ C(CH ₃) ₂ CH ₂ CO ₂ H	=O	H
A45	B45	C45	-CH ₂ -	4-fluorophenyl	-CH ₂ C(-CH ₂ CH ₂ -)CH ₂ CO ₂ H	=O	H
A46	B46	C46	-CH ₂ -	4-fluorophenyl	-CH ₂ CO ₂ H	H, OH	H
A47	B47	C47	-CH ₂ -	4-fluorophenyl	-CH ₂ CH ₂ CO ₂ H	H, OH	H

Core A	Core B	Core C	L ¹		R	R ³ , R ⁴	R ⁷
A48	B48	C48	-CH ₂ -	4-fluorophenyl	-CH ₂ CH ₂ CH ₂ CO ₂ H	H, OH	H
A49	B49	C49	-CH ₂ -	4-fluorophenyl	-CH ₂ C(CH ₃) ₂ CO ₂ H	H, OH	H
A50	B50	C50	-CH ₂ -	4-fluorophenyl	-CH ₂ C(-CH ₂ CH ₂ -) CO ₂ H	H, OH	H
A51	B51	C51	-CH ₂ -	4-fluorophenyl	-CH ₂ CH ₂ C(CH ₃) ₂ CO ₂ H	H, OH	H
A52	B52	C52	-CH ₂ -	4-fluorophenyl	-CH ₂ CH ₂ C(-CH ₂ CH ₂ -)CO ₂ H	H, OH	H
A53	B53	C53	-CH ₂ -	4-fluorophenyl	-CH ₂ C(CH ₃) ₂ CH ₂ CO ₂ H	H, OH	H
A54	B54	C54	-CH ₂ -	4-fluorophenyl	-CH ₂ C(-CH ₂ CH ₂ -)CH ₂ CO ₂ H	H, OH	H
A55	B55	C55	-CH ₂ -	4-fluorophenyl	-CH ₂ CO ₂ H	F, F	CH ₃
A56	B56	C56	-CH ₂ -	4-fluorophenyl	-CH ₂ CH ₂ CO ₂ H	F, F	CH ₃
A57	B57	C57	-CH ₂ -	4-fluorophenyl	-CH ₂ CH ₂ CH ₂ CO ₂ H	F, F	CH ₃
A58	B58	C58	-CH ₂ -	4-fluorophenyl	-CH ₂ C(CH ₃) ₂ CO ₂ H	F, F	CH ₃
A59	B59	C59	-CH ₂ -	4-fluorophenyl	-CH ₂ C(-CH ₂ CH ₂ -) CO ₂ H	F, F	CH ₃
A60	B60	C60	-CH ₂ -	4-fluorophenyl	-CH ₂ CH ₂ C(CH ₃) ₂ CO ₂ H	F, F	CH ₃
A61	B61	C61	-CH ₂ -	4-fluorophenyl	-CH ₂ CH ₂ C(-CH ₂ CH ₂ -)CO ₂ H	F, F	CH ₃
A62	B62	C62	-CH ₂ -	4-fluorophenyl	-CH ₂ C(CH ₃) ₂ CH ₂ CO ₂ H	F, F	CH ₃
A63	B63	C63	-CH ₂ -	4-fluorophenyl	-CH ₂ C(-CH ₂ CH ₂ -)CH ₂ CO ₂ H	F, F	CH ₃
A64	B64	C64	-CH ₂ -	4-fluorophenyl	-CH ₂ CO ₂ H	CH ₃ , CH ₃	CH ₃
A65	B65	C65	-CH ₂ -	4-fluorophenyl	-CH ₂ CH ₂ CO ₂ H	CH ₃ , CH ₃	CH ₃
A66	B66	C66	-CH ₂ -	4-fluorophenyl	-CH ₂ CH ₂ CH ₂ CO ₂ H	CH ₃ , CH ₃	CH ₃
A67	B67	C67	-CH ₂ -	4-fluorophenyl	-CH ₂ C(CH ₃) ₂ CO ₂ H	CH ₃ , CH ₃	CH ₃
A68	B68	C68	-CH ₂ -	4-fluorophenyl	-CH ₂ C(-CH ₂ CH ₂ -) CO ₂ H	CH ₃ , CH ₃	CH ₃
A69	B69	C69	-CH ₂ -	4-fluorophenyl	-CH ₂ CH ₂ C(CH ₃) ₂ CO ₂ H	CH ₃ , CH ₃	CH ₃
A70	B70	C70	-CH ₂ -	4-fluorophenyl	-CH ₂ CH ₂ C(-CH ₂ CH ₂ -)CO ₂ H	CH ₃ , CH ₃	CH ₃
A71	B71	C71	-CH ₂ -	4-fluorophenyl	-CH ₂ C(CH ₃) ₂ CH ₂ CO ₂ H	CH ₃ , CH ₃	CH ₃
A72	B72	C72	-CH ₂ -	4-fluorophenyl	-CH ₂ C(-CH ₂ CH ₂ -)CH ₂ CO ₂ H	CH ₃ , CH ₃	CH ₃
A73	B73	C73	-CH ₂ -	4-fluorophenyl	-CH ₂ CO ₂ H	H, CH ₃	CH ₃
A74	B74	C74	-CH ₂ -	4-fluorophenyl	-CH ₂ CH ₂ CO ₂ H	H, CH ₃	CH ₃

Core A	Core B	Core C	L ¹		R	R ³ , R ⁴	R ⁷
A75	B75	C75	-CH ₂ -	4-fluorophenyl	-CH ₂ CH ₂ CH ₂ CO ₂ H	H, CH ₃	CH ₃
A76	B76	C76	-CH ₂ -	4-fluorophenyl	-CH ₂ C(CH ₃) ₂ CO ₂ H	H, CH ₃	CH ₃
A77	B77	C77	-CH ₂ -	4-fluorophenyl	-CH ₂ C(-CH ₂ CH ₂ -)CO ₂ H	H, CH ₃	CH ₃
A78	B78	C78	-CH ₂ -	4-fluorophenyl	-CH ₂ CH ₂ C(CH ₃) ₂ CO ₂ H	H, CH ₃	CH ₃
A79	B79	C79	-CH ₂ -	4-fluorophenyl	-CH ₂ CH ₂ C(-CH ₂ CH ₂ -)CO ₂ H	H, CH ₃	CH ₃
A80	B80	C80	-CH ₂ -	4-fluorophenyl	-CH ₂ C(CH ₃) ₂ CH ₂ CO ₂ H	H, CH ₃	CH ₃
A81	B81	C81	-CH ₂ -	4-fluorophenyl	-CH ₂ C(-CH ₂ CH ₂ -)CH ₂ CO ₂ H	H, CH ₃	CH ₃
A82	B82	C82	-CH ₂ -	4-fluorophenyl	-CH ₂ CO ₂ H	- CH ₂ CH ₂ -	CH ₃
A83	B83	C83	-CH ₂ -	4-fluorophenyl	-CH ₂ CH ₂ CO ₂ H	- CH ₂ CH ₂ -	CH ₃
A84	B84	C84	-CH ₂ -	4-fluorophenyl	-CH ₂ CH ₂ CH ₂ CO ₂ H	- CH ₂ CH ₂ -	CH ₃
A85	B85	C85	-CH ₂ -	4-fluorophenyl	-CH ₂ C(CH ₃) ₂ CO ₂ H	- CH ₂ CH ₂ -	CH ₃
A86	B86	C86	-CH ₂ -	4-fluorophenyl	-CH ₂ C(-CH ₂ CH ₂ -)CO ₂ H	- CH ₂ CH ₂ -	CH ₃
A87	B87	C87	-CH ₂ -	4-fluorophenyl	-CH ₂ CH ₂ C(CH ₃) ₂ CO ₂ H	- CH ₂ CH ₂ -	CH ₃
A88	B88	C88	-CH ₂ -	4-fluorophenyl	-CH ₂ CH ₂ C(-CH ₂ CH ₂ -)CO ₂ H	- CH ₂ CH ₂ -	CH ₃
A89	B89	C89	-CH ₂ -	4-fluorophenyl	-CH ₂ C(CH ₃) ₂ CH ₂ CO ₂ H	- CH ₂ CH ₂ -	CH ₃
A90	B90	C90	-CH ₂ -	4-fluorophenyl	-CH ₂ C(-CH ₂ CH ₂ -)CH ₂ CO ₂ H	- CH ₂ CH ₂ -	CH ₃
A91	B91	C91	-CH ₂ -	4-fluorophenyl	-CH ₂ CO ₂ H	=O	CH ₃
A92	B92	C92	-CH ₂ -	4-fluorophenyl	-CH ₂ CH ₂ CO ₂ H	=O	CH ₃
A93	B93	C93	-CH ₂ -	4-fluorophenyl	-CH ₂ CH ₂ CH ₂ CO ₂ H	=O	CH ₃
A94	B94	C94	-CH ₂ -	4-fluorophenyl	-CH ₂ C(CH ₃) ₂ CO ₂ H	=O	CH ₃
A95	B95	C95	-CH ₂ -	4-fluorophenyl	-CH ₂ C(-CH ₂ CH ₂ -)CO ₂ H	=O	CH ₃
A96	B96	C96	-CH ₂ -	4-fluorophenyl	-CH ₂ CH ₂ C(CH ₃) ₂ CO ₂ H	=O	CH ₃
A97	B97	C97	-CH ₂ -	4-fluorophenyl	-CH ₂ CH ₂ C(-CH ₂ CH ₂ -)CO ₂ H	=O	CH ₃
A98	B98	C98	-CH ₂ -	4-fluorophenyl	-CH ₂ C(CH ₃) ₂ CH ₂ CO ₂ H	=O	CH ₃
A99	B99	C99	-CH ₂ -	4-fluorophenyl	-CH ₂ C(-CH ₂ CH ₂ -)CH ₂ CO ₂ H	=O	CH ₃
A100	B100	C100	-CH ₂ -	4-fluorophenyl	-CH ₂ CO ₂ H	H, OH	CH ₃
A101	B101	C101	-CH ₂ -	4-fluorophenyl	-CH ₂ CH ₂ CO ₂ H	H, OH	CH ₃

Core A	Core B	Core C	L ¹		R	R ³ , R ⁴	R ⁷
A102	B102	C102	-CH ₂ -	4-fluorophenyl	-CH ₂ CH ₂ CH ₂ CO ₂ H	H, OH	CH ₃
A103	B103	C103	-CH ₂ -	4-fluorophenyl	-CH ₂ C(CH ₃) ₂ CO ₂ H	H, OH	CH ₃
A104	B104	C104	-CH ₂ -	4-fluorophenyl	-CH ₂ C(-CH ₂ CH ₂ -)CO ₂ H	H, OH	CH ₃
A105	B105	C105	-CH ₂ -	4-fluorophenyl	-CH ₂ CH ₂ C(CH ₃) ₂ CO ₂ H	H, OH	CH ₃
A106	B106	C106	-CH ₂ -	4-fluorophenyl	-CH ₂ CH ₂ C(-CH ₂ CH ₂ -)CO ₂ H	H, OH	CH ₃
A107	B107	C107	-CH ₂ -	4-fluorophenyl	-CH ₂ C(CH ₃) ₂ CH ₂ CO ₂ H	H, OH	CH ₃
A108	B108	C108	-CH ₂ -	4-fluorophenyl	-CH ₂ C(-CH ₂ CH ₂ -)CH ₂ CO ₂ H	H, OH	CH ₃
A109	B109	C109	-CH ₂ -	4-fluorophenyl	H	H, H	H
A110	B110	C110	-CH ₂ -	4-fluorophenyl	H	CH ₃ , CH ₃	H
A111	B111	C111	-CH ₂ -	4-fluorophenyl	-CH ₂ C(CH ₃) ₂ CO ₂ H	H, H	H
A112	B112	C112	-CH ₂ -	4-fluorophenyl	-CH ₂ CH ₂ CO ₂ H	CH ₃ , CH ₃	H
A113	B113	C113	-CH ₂ -	4-fluorophenyl	-CH ₂ CH ₂ CO ₂ H	H, H	CH ₃
A114	B114	C114	-CH ₂ -	4-fluorophenyl	-CH ₂ CH ₂ CO ₂ H	H, H	H Rac
A115	B115	C115	-CH ₂ -	4-fluorophenyl	-CH ₂ CH ₂ CO ₂ H	H, H	H S- Ent
A116	B116	C116	-CH ₂ -	4-fluorophenyl	-CH ₂ CH ₂ CO ₂ H	H, H	H R- Ent

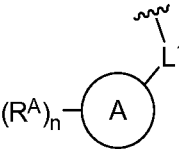
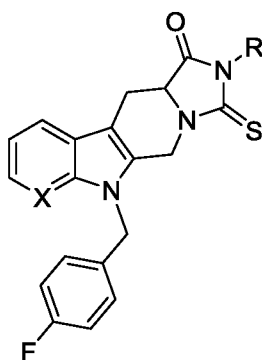
[00183] In some embodiments, the  group of any on the compounds described in Table 2 for Core A and Core B is replaced with 4-chlorobenzyl; 3-chlorobenzyl; 3-fluorobenzyl; 3,5-difluorobenzyl; 2,4-difluorobenzyl; 3,5-dichlorobenzyl; 2-chloropyridin-5-ylmethyl; 2-methoxypyridin-5-ylmethyl; 2-trifluoromethylthiazol-5-ylmethyl; phenylprop-3-yl; thien-2-ylmethyl; or 5-chlorothien-2-ylmethyl.

Table 3:

Core E

Compound	X	R
E1	CH	-CH ₂ CH ₂ CO ₂ H
E2	CH	H
E3	N	H

[00184] In one aspect, compounds described herein are in the form of pharmaceutically acceptable salts. As well, active metabolites of these compounds having the same type of activity are included in the scope of the present disclosure. In addition, the compounds described herein can exist in unsolvated as well as solvated forms with pharmaceutically acceptable solvents such as water, ethanol, and the like. The solvated forms of the compounds presented herein are also considered to be disclosed herein.

[00185] “Pharmaceutically acceptable,” as used herein, refers a material, such as a carrier or diluent, which does not abrogate the biological activity or properties of the compound, and is relatively nontoxic, i.e., the material is administered to an individual without causing undesirable biological effects or interacting in a deleterious manner with any of the components of the composition in which it is contained.

[00186] The term “pharmaceutically acceptable salt” refers to a form of a therapeutically active agent that consists of a cationic form of the therapeutically active agent in combination with a suitable anion, or in alternative embodiments, an anionic form of the therapeutically active agent in combination with a suitable cation. Handbook of Pharmaceutical Salts: Properties, Selection and Use. International Union of Pure and Applied Chemistry, Wiley-VCH 2002. S.M. Berge, L.D. Bighley, D.C. Monkhouse, J. Pharm. Sci. 1977, 66, 1-19. P. H. Stahl and C. G. Wermuth, editors, *Handbook of Pharmaceutical Salts: Properties, Selection and Use*, Weinheim/Zürich:Wiley-VCH/VHCA, 2002. Pharmaceutical salts typically are more soluble and more rapidly soluble in stomach and intestinal juices than non-ionic species and so are useful in solid dosage forms. Furthermore, because their solubility often is a function of pH, selective

dissolution in one or another part of the digestive tract is possible and this capability can be manipulated as one aspect of delayed and sustained release behaviours. Also, because the salt-forming molecule can be in equilibrium with a neutral form, passage through biological membranes can be adjusted.

[00187] In some embodiments, pharmaceutically acceptable salts are obtained by reacting a compound described herein with an acid. In some embodiments, the compound described herein (i.e. free base form) is basic and is reacted with an organic acid or an inorganic acid. Inorganic acids include, but are not limited to, hydrochloric acid, hydrobromic acid, sulfuric acid, phosphoric acid, nitric acid, and metaphosphoric acid. Organic acids include, but are not limited to, 1-hydroxy-2-naphthoic acid; 2,2-dichloroacetic acid; 2-hydroxyethanesulfonic acid; 2-oxoglutaric acid; 4-acetamidobenzoic acid; 4-aminosalicylic acid; acetic acid; adipic acid; ascorbic acid (L); aspartic acid (L); benzenesulfonic acid; benzoic acid; camphoric acid (+); camphor-10-sulfonic acid (+); capric acid (decanoic acid); caproic acid (hexanoic acid); caprylic acid (octanoic acid); carbonic acid; cinnamic acid; citric acid; cyclamic acid; dodecylsulfuric acid; ethane-1,2-disulfonic acid; ethanesulfonic acid; formic acid; fumaric acid; galactaric acid; gentisic acid; glucoheptonic acid (D); gluconic acid (D); glucuronic acid (D); glutamic acid; glutaric acid; glycerophosphoric acid; glycolic acid; hippuric acid; isobutyric acid; lactic acid (DL); lactobionic acid; lauric acid; maleic acid; malic acid (- L); malonic acid; mandelic acid (DL); methanesulfonic acid; naphthalene-1,5-disulfonic acid; naphthalene-2-sulfonic acid; nicotinic acid; oleic acid; oxalic acid; palmitic acid; pamoic acid; phosphoric acid; propionic acid; pyroglutamic acid (- L); salicylic acid; sebacic acid; stearic acid; succinic acid; sulfuric acid; tartaric acid (+ L); thiocyanic acid; toluenesulfonic acid (*p*); and undecylenic acid.

[00188] In some embodiments, a compound described herein is prepared as a chloride salt, sulfate salt, bromide salt, mesylate salt, maleate salt, citrate salt or phosphate salt. In some embodiments, a compound described herein is prepared as a hydrochloride salt.

[00189] In some embodiments, pharmaceutically acceptable salts are obtained by reacting a compound described herein with a base. In some embodiments, the compound described herein is acidic and is reacted with a base. In such situations, an acidic proton of the compound described herein is replaced by a metal ion, e.g., lithium, sodium, potassium, magnesium, calcium, or an aluminum ion. In some cases, compounds described herein coordinate with an organic base, such as, but not limited to, ethanolamine, diethanolamine, triethanolamine, tromethamine, meglumine, N-methylglucamine, dicyclohexylamine, tris(hydroxymethyl)methylamine. In other cases, compounds described herein form salts with amino acids such as, but not limited to, arginine, lysine, and the like. Acceptable inorganic bases

used to form salts with compounds that include an acidic proton, include, but are not limited to, aluminum hydroxide, calcium hydroxide, potassium hydroxide, sodium carbonate, potassium carbonate, sodium hydroxide, lithium hydroxide, and the like. In some embodiments, the compounds provided herein are prepared as a sodium salt, calcium salt, potassium salt, magnesium salt, meglumine salt, N-methylglucamine salt or ammonium salt. In some embodiments, the compounds provided herein are prepared as a sodium salt.

[00190] It should be understood that a reference to a pharmaceutically acceptable salt includes the solvent addition forms. In some embodiments, solvates contain either stoichiometric or non-stoichiometric amounts of a solvent, and are formed during the process of crystallization with pharmaceutically acceptable solvents such as water, ethanol, and the like. Hydrates are formed when the solvent is water, or alcoholates are formed when the solvent is alcohol. Solvates of compounds described herein are conveniently prepared or formed during the processes described herein. In addition, the compounds provided herein optionally exist in unsolvated as well as solvated forms.

[00191] The methods and formulations described herein include the use of *N*-oxides (if appropriate), crystalline forms (also known as polymorphs), or pharmaceutically acceptable salts of compounds described herein, as well as active metabolites of these compounds having the same type of activity.

[00192] In some embodiments, sites on the organic radicals (e.g. alkyl groups, aromatic rings) of compounds described herein are susceptible to various metabolic reactions. Incorporation of appropriate substituents on the organic radicals will reduce, minimize or eliminate this metabolic pathway. In specific embodiments, the appropriate substituent to decrease or eliminate the susceptibility of the aromatic ring to metabolic reactions is, by way of example only, a halogen, deuterium, an alkyl group, a haloalkyl group, or a deuteroalkyl group.

[00193] In another embodiment, the compounds described herein are labeled isotopically (e.g. with a radioisotope) or by another other means, including, but not limited to, the use of chromophores or fluorescent moieties, bioluminescent labels, or chemiluminescent labels.

[00194] Compounds described herein include isotopically-labeled compounds, which are identical to those recited in the various formulae and structures presented herein, but for the fact that one or more atoms are replaced by an atom having an atomic mass or mass number different from the atomic mass or mass number usually found in nature. Examples of isotopes that can be incorporated into the present compounds include isotopes of hydrogen, carbon, nitrogen, oxygen, fluorine and chlorine, such as, for example, ^2H , ^3H , ^{13}C , ^{14}C , ^{15}N , ^{18}O , ^{17}O , ^{35}S , ^{18}F , ^{36}Cl . In one aspect, isotopically-labeled compounds described herein, for example those into which

radioactive isotopes such as ^3H and ^{14}C are incorporated, are useful in drug and/or substrate tissue distribution assays. In one aspect, substitution with isotopes such as deuterium affords certain therapeutic advantages resulting from greater metabolic stability, such as, for example, increased *in vivo* half-life or reduced dosage requirements.

[00195] In some embodiments, the compounds described herein possess one or more stereocenters and each stereocenter exists independently in either the R or S configuration. The compounds presented herein include all diastereomeric, enantiomeric, atropisomers, and epimeric forms as well as the appropriate mixtures thereof. The compounds and methods provided herein include all cis, trans, syn, anti, entgegen (E), and zusammen (Z) isomers as well as the appropriate mixtures thereof.

[00196] Individual stereoisomers are obtained, if desired, by methods such as, stereoselective synthesis and/or the separation of stereoisomers by chiral chromatographic columns. In certain embodiments, compounds described herein are prepared as their individual stereoisomers by reacting a racemic mixture of the compound with an optically active resolving agent to form a pair of diastereoisomeric compounds/salts, separating the diastereomers and recovering the optically pure enantiomers. In some embodiments, resolution of enantiomers is carried out using covalent diastereomeric derivatives of the compounds described herein. In another embodiment, diastereomers are separated by separation/resolution techniques based upon differences in solubility. In other embodiments, separation of stereoisomers is performed by chromatography or by the forming diastereomeric salts and separation by recrystallization, or chromatography, or any combination thereof. Jean Jacques, Andre Collet, Samuel H. Wilen, "Enantiomers, Racemates and Resolutions", John Wiley And Sons, Inc., 1981. In some embodiments, stereoisomers are obtained by stereoselective synthesis.

[00197] In some embodiments, compounds described herein are prepared as prodrugs. A "prodrug" refers to an agent that is converted into the parent drug *in vivo*. Prodrugs are often useful because, in some situations, they are easier to administer than the parent drug. They are, for instance, bioavailable by oral administration whereas the parent is not. Further or alternatively, the prodrug also has improved solubility in pharmaceutical compositions over the parent drug. In some embodiments, the design of a prodrug increases the effective water solubility. An example, without limitation, of a prodrug is a compound described herein, which is administered as an ester (the "prodrug") but then is metabolically hydrolyzed to provide the active entity. A further example of a prodrug is a short peptide (polyaminoacid) bonded to an acid group where the peptide is metabolized to reveal the active moiety. In certain embodiments, upon *in vivo* administration, a prodrug is chemically converted to the biologically,

pharmaceutically or therapeutically active form of the compound. In certain embodiments, a prodrug is enzymatically metabolized by one or more steps or processes to the biologically, pharmaceutically or therapeutically active form of the compound.

[00198] Prodrugs of the compounds described herein include, but are not limited to, esters, ethers, carbonates, thiocarbonates, N-acyl derivatives, N-acyloxyalkyl derivatives, quaternary derivatives of tertiary amines, N-Mannich bases, Schiff bases, amino acid conjugates, phosphate esters, and sulfonate esters. See for example Design of Prodrugs, Bundgaard, A. Ed., Elsevier, 1985 and Method in Enzymology, Widder, K. *et al.*, Ed.; Academic, 1985, vol. 42, p. 309-396; Bundgaard, H. "Design and Application of Prodrugs" in A Textbook of Drug Design and Development, Krosgaard-Larsen and H. Bundgaard, Ed., 1991, Chapter 5, p. 113-191; and Bundgaard, H., Advanced Drug Delivery Review, 1992, 8, 1-38, each of which is incorporated herein by reference. In some embodiments, a hydroxyl group in the compounds disclosed herein is used to form a prodrug, wherein the hydroxyl group is incorporated into an acyloxyalkyl ester, alkoxycarbonyloxyalkyl ester, alkyl ester, aryl ester, phosphate ester, sugar ester, ether, and the like. In some embodiments, a hydroxyl group in the compounds disclosed herein is a prodrug wherein the hydroxyl is then metabolized *in vivo* to provide a carboxylic acid group. In some embodiments, a carboxyl group is used to provide an ester or amide (i.e. the prodrug), which is then metabolized *in vivo* to provide a carboxylic acid group. In some embodiments, compounds described herein are prepared as alkyl ester prodrugs.

[00199] Prodrug forms of the herein described compounds, wherein the prodrug is metabolized *in vivo* to produce a compound described herein as set forth herein are included within the scope of the claims. In some cases, some of the herein-described compounds is a prodrug for another derivative or active compound.

[00200] In additional or further embodiments, the compounds described herein are metabolized upon administration to an organism in need to produce a metabolite that is then used to produce a desired effect, including a desired therapeutic effect.

[00201] A "metabolite" of a compound disclosed herein is a derivative of that compound that is formed when the compound is metabolized. The term "active metabolite" refers to a biologically active derivative of a compound that is formed when the compound is metabolized. The term "metabolized," as used herein, refers to the sum of the processes (including, but not limited to, hydrolysis reactions and reactions catalyzed by enzymes) by which a particular substance is changed by an organism. Thus, enzymes may produce specific structural alterations to a compound. For example, cytochrome P450 catalyzes a variety of oxidative and reductive reactions while uridine diphosphate glucuronyltransferases catalyze the transfer of an activated

glucuronic-acid molecule to aromatic alcohols, aliphatic alcohols, carboxylic acids, amines and free sulphydryl groups. Metabolites of the compounds disclosed herein are optionally identified either by administration of compounds to a host and analysis of tissue samples from the host, or by incubation of compounds with hepatic cells in vitro and analysis of the resulting compounds.

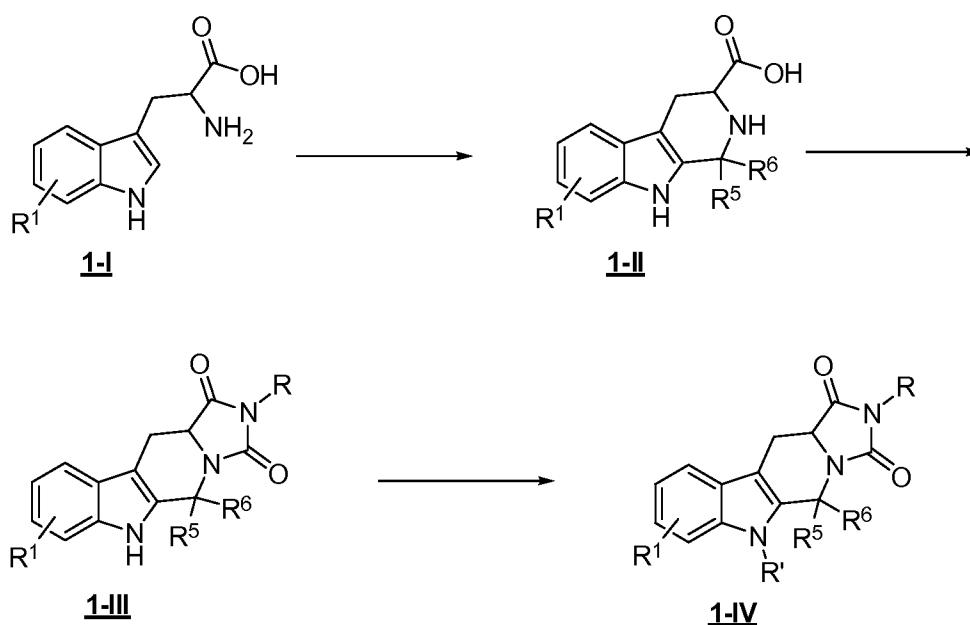
Synthesis of Compounds

[00202] Compounds described herein are synthesized using standard synthetic techniques or using methods known in the art in combination with methods described herein. Alternative reaction conditions for the synthetic transformations described herein may be employed such as variation of solvent, reaction temperature, reaction time, as well as different chemical reagents and other reaction conditions. The starting materials are available from commercial sources or are readily prepared.

[00203] Tryptophan and substituted tryptophans are commercially available. In some embodiments, substituted tryptophans are synthesized in racemic form. In some embodiments, individual enantiomers of tryptophan and substituted tryptophans are obtained by resolution (c.f. Coker et al, J. Org. Chem., 1962, 27, p850) of racemic tryptophan and substituted tryptophans. In other embodiments, individual enantiomers of tryptophan and substituted tryptophans are prepared enantioselectively (see Ma et al, J. Med. Chem., 2001, 44, p4525 and Pavlov et al, J. Org. Chem., 2011, 76, p6116 and references cited therein). Compounds are prepared using standard organic chemistry techniques such as those described in, for example, March's Advanced Organic Chemistry, 6th Edition, John Wiley and Sons, Inc. Alternative reaction conditions for the synthetic transformations described herein may be employed such as variation of solvent, reaction temperature, reaction time, as well as different chemical reagents and other reaction conditions. The starting materials are available from commercial sources.

[00204] In some embodiments, compounds described herein are prepared as outlined in Scheme 1.

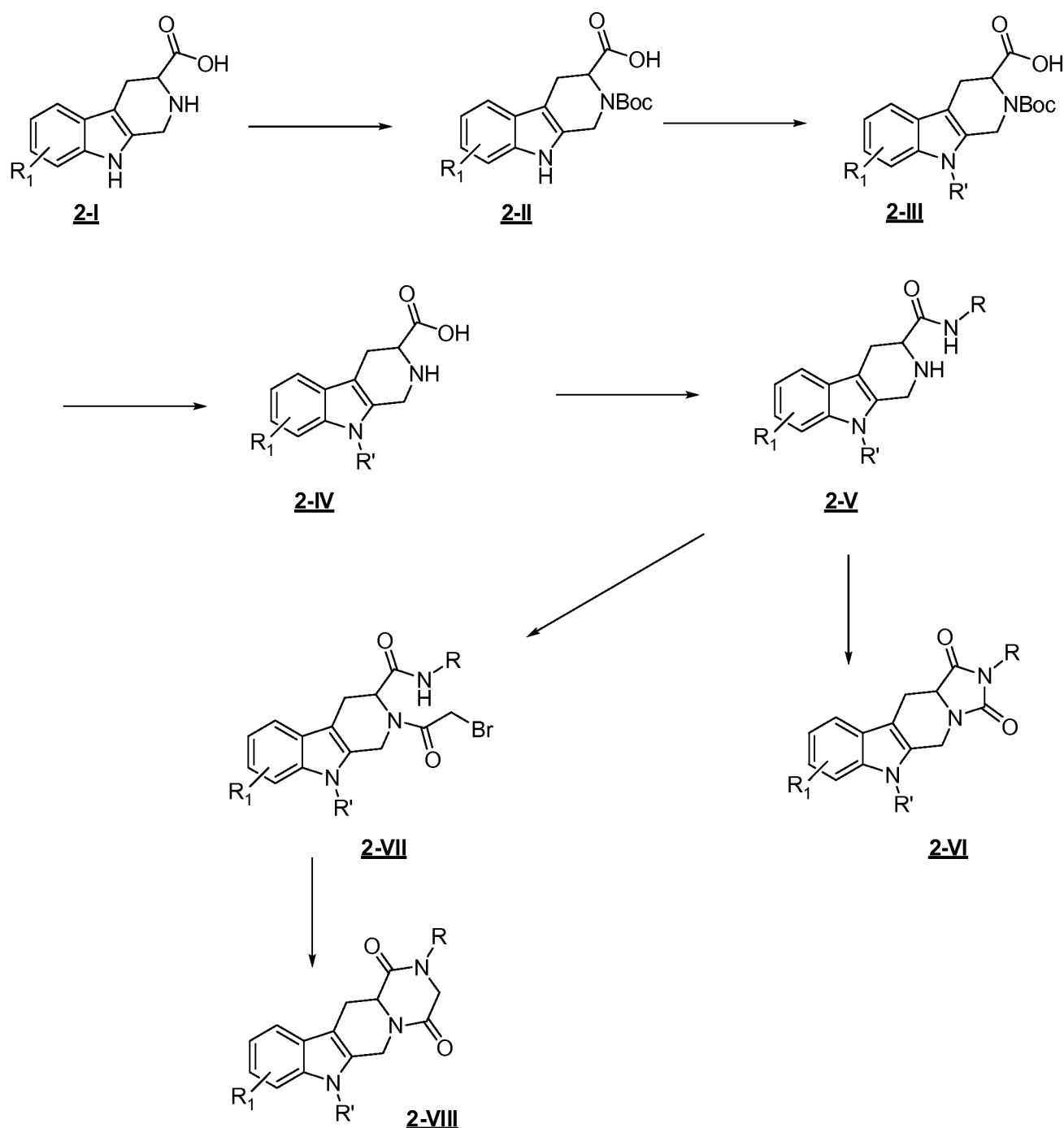
Scheme 1



[00205] In some embodiments, the preparation of compounds described herein begins with the appropriately substituted tryptophan **1-I**. In some embodiments, the tryptoline analog **1-II** is prepared by a Pictet-Spengler reaction of **1-I** with formaldehyde ($R^5 = R^6 = H$; Scheme 1). Using aldehydes or ketones, substituted tryptoline derivatives (R^5 and R^6 are H and/or alkyl) are prepared. In some embodiments, the amino acid of **1-II** is coupled with an amine $R-NH_2$ (where R is $-L^2-B-L^3-Q$ as described herein) in the presence of triphosgene followed by heating in a solvent such as DMSO to yield **1-III**. In some embodiments, the indole NH is alkylated by treatment of **1-III** with, for example Cs_2CO_3 and an alkylating agent in a solvent such as DMF. In some further embodiments, the resulting N-alkylated analog (**1-IV**) is further modified using standard chemical transformations. Racemic compounds synthesized using this route may be resolved into the corresponding enantiomers using standard procedures, for example, using chiral phase HPLC.

[00206] An alternative route to preparing compounds described herein is shown in Scheme 2.

Scheme 2

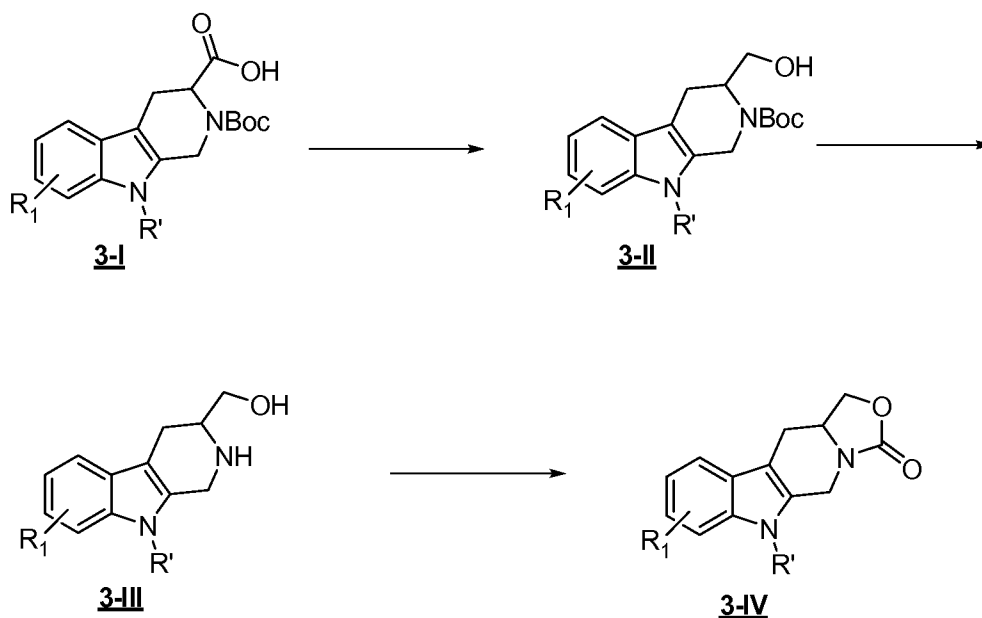


[00207] In some embodiments, the basic nitrogen of the tricyclic tryptoline **2-I** is protected as the N-Boc derivative **2-II** using Boc_2O under standard conditions. In some embodiments, alkylation of the indole N-H of **2-II** to give **2-III** is achieved using the procedures described for Scheme 1. Deprotection under acidic conditions (e.g. with TFA) yields **2-IV**. This sequence allows for the asymmetric preparation of substituted tryptophan derivatives **2-IV** starting from optically active tryptophans in which racemization of the chiral center has been substantially reduced. In some embodiments, compound **2-IV** is converted in one step to **2-VI** as described

for Scheme 1. In some other embodiments, compound **2-IV** is converted to **2-VI** in 2 steps consisting of amide bond formation with an amine R-NH₂ (to give **2-V**) followed by cyclization in the presence of triphosgene to afford **2-VI**. In some embodiments, 6-membered ring analogs of general structure **2-VIII** are synthesized from **2-V** by treatment with bromoacetyl bromide in the presence of a base such as Et₃N in a solvent such as THF. In some embodiments, the resulting bromo-containing compound **2-VII** undergoes an intramolecular cyclization to give **2-VIII**.

[00208] Scheme 3 describes tetracyclic analogs containing an oxazolidinone ring such as **3-IV**.

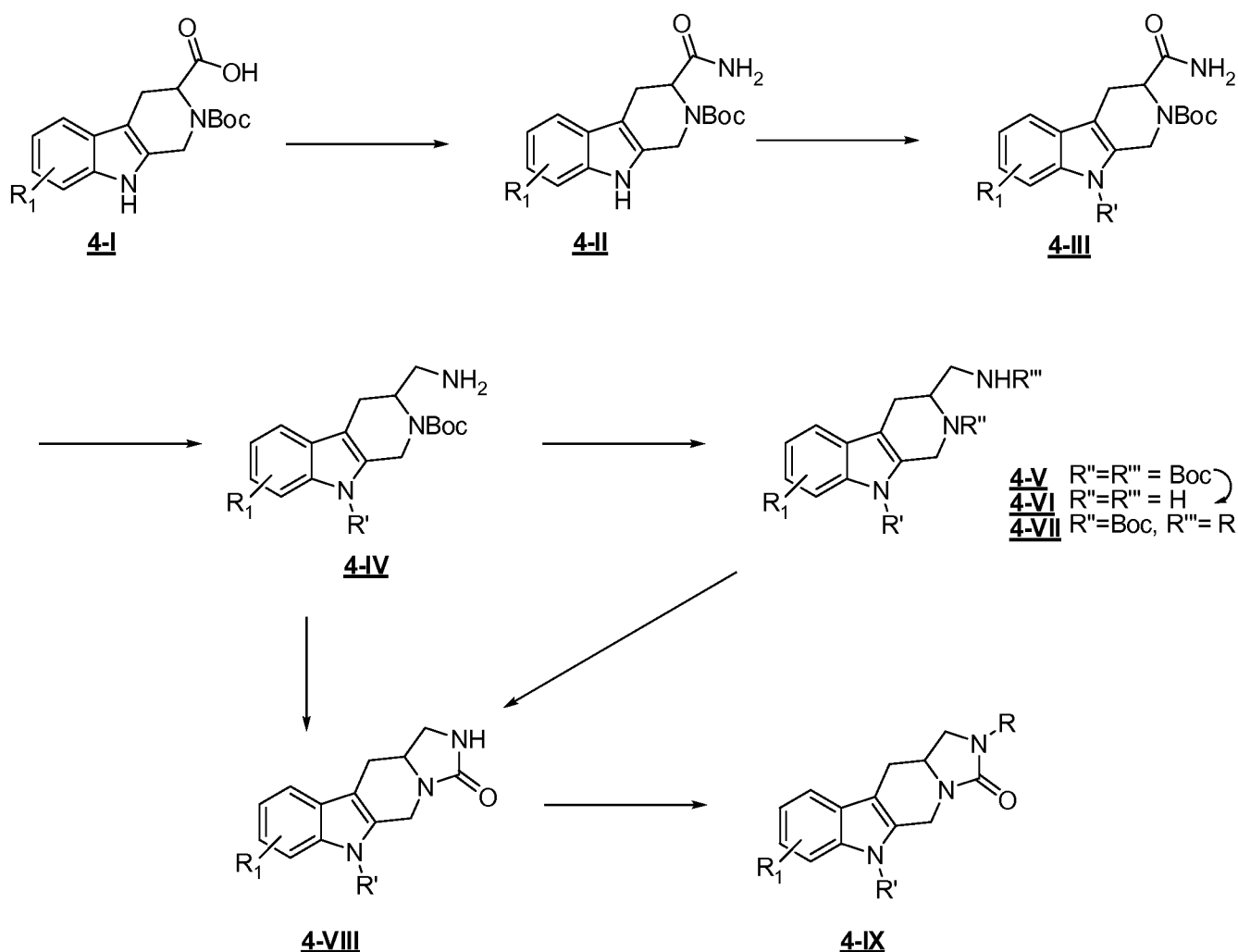
Scheme 3



[00209] In some embodiments, starting with the, chemoselective reduction of the acid group of tryptoline **3-1** using, for example, BH₃ in THF results in the alcohol **3-II**. Deprotection of the Boc-amine using e.g. TFA provides **3-III** which may then be cyclized in the presence of CDI and a base such as Et₃N to give **3-IV**.

[00210] The route to prepare tetracyclic analogs containing a cyclic urea ring such as **4-VIII** and **4-IX** are described in Scheme 4.

Scheme 4

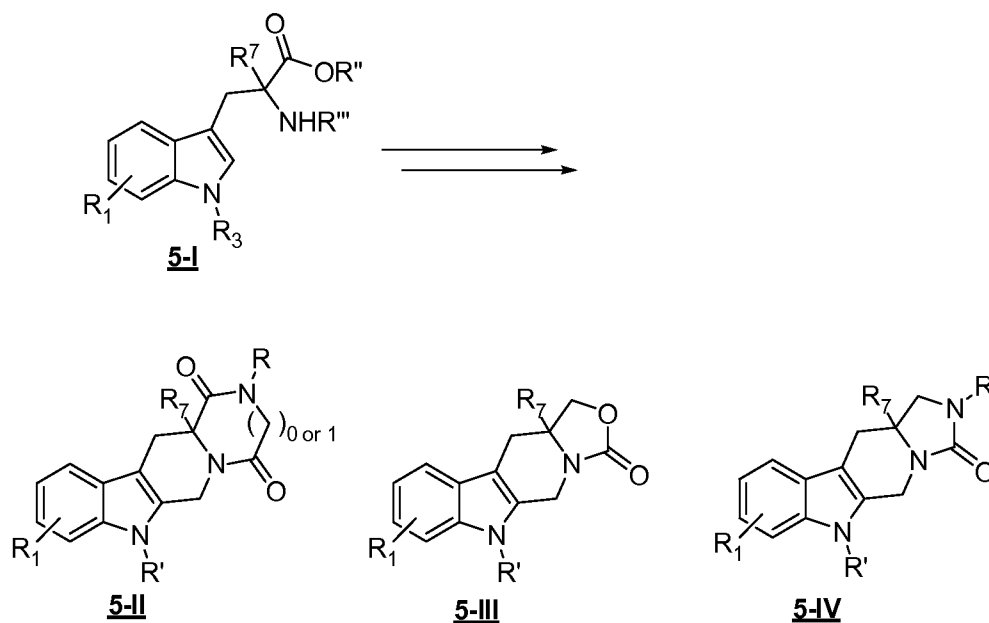


[00211] In some embodiments, the acid of the N-Boc derivative **4-I** is converted into the primary amide **4-II** using, for example EDCI, HOBt and NH_4Cl in a suitable solvent such as THF. N-alkylation as described for Scheme 1 then affords **4-III**. In some embodiments, the sequence of reactions is reversed such that the N-alkylation precedes the primary amide formation. Reduction of the primary amide using $\text{BH}_3 \cdot \text{DMS}$ in THF yields the primary amine **4-IV** and cyclization then yields the unsubstituted oxazolidinone **4-VIII**. Alternatively, the Boc group of **4-IV** is removed under acidic conditions to give **4-VI** or the primary amine of **4-IV** is Boc-protected (to yield **4-V**) and then both Boc groups are removed to give **4-VI**. In some embodiments, reductive amination of an aldehyde with **4-IV** is used to introduce a substituent on the primary amine (to give **4-VII**). Cyclization of **4-VI** using, for example, CDI and Et_3N in THF yields the tetracycle **4-VIII** and N-alkylation using a base such as NaH in THF followed by reaction with an electrophile then provides compounds of general structure **4-IX**. An alternate

procedure involves intermediate **4-VII** that can be deprotected under acidic conditions to remove the Boc group and the diamine cyclize with CDI as above to generate **4-IX**.

[00212] In some embodiments, substituted tryptophans such as compounds **5-I** are used to prepare compounds described herein.

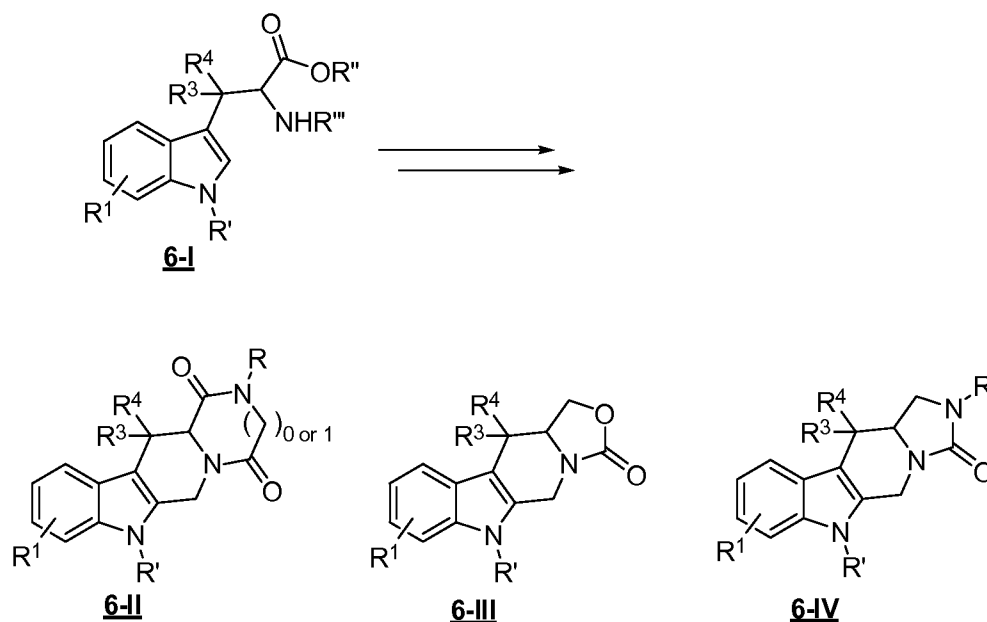
Scheme 5



[00213] Procedures to introduce substituents α -to the amino acid to give compounds such as **5-I** have been described (Scheme 5; see for example Schirlin et al, J. Med. Chem., 1988, 31, p30 and Zembower et al J. Med. Chem., 1993, 36, p305). Using the chemistry described in the schemes 1-4 above, compounds such as **5-II**, **5-III** and **5-IV** may be synthesized.

[00214] In some embodiments, substituted tryptophans such as compounds **6-I** are used to prepare compounds described herein.

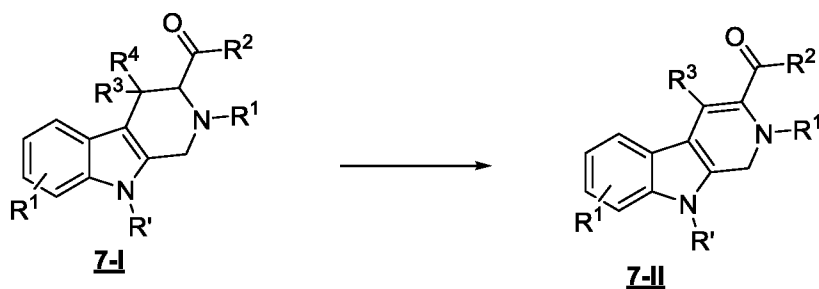
Scheme 6



[00215] Tryptophan derivatives (e.g. Scheme 6, **6-I**) containing substituents in the benzylic position may be prepared by alkylation of 3-indole acetic acid esters or nitrile derivatives (Anderson et al, Tet Lett.,1997, 38, 317) or they can be prepared directly from 3-H indoles (Reddy et al, org. Letts., 2002, 4, 695). Procedures to introduce substituents at the benzylic position of the amino acid side-chain to give compounds such as **6-I** have been described ($X = OH$; see for example Crich and Banerjee, J. Org. Chem., 2006, 71, p7106). Using the chemistry described in the schemes 1-4 above, compounds such as **6-II**, **6-III** and **6-IV** may be synthesized. When the substituent R^3 is OH it can be oxidized to produce a carbonyl and then further reacted e.g. with an alkyl lithium or Grignard reagent to introduce a tertiary alcohol ($R^3 = OH$; $R^4 = alkyl$).

[00216] In some embodiments, the synthesis of compounds described herein includes the steps outlined in Scheme 7.

Scheme 7



[00217] In some embodiments, introduction of a double bond in the tetrahydro-b-carboline derivatives **7-I** is achieved by oxidation using, for example, selenium dioxide to afford compounds of general structure **7-II** (Scheme 7; c.f. Gatta, J. Heterocyclic Chem., 1987, 24,

p1183). Alternative methods to achieve this transformation involve dehydration of the hydroxyl derivative ($R^3 = OH$), or benzylic bromination (to give $R^3 = Br$) followed by elimination using a base such as DBU.

[00218] In some embodiments, compounds described herein are synthesized as outlined in the Examples.

Certain Terminology

[00219] Unless otherwise stated, the following terms used in this application have the definitions given below. The use of the term “including” as well as other forms, such as “include”, “includes,” and “included,” is not limiting. The section headings used herein are for organizational purposes only and are not to be construed as limiting the subject matter described.

[00220] As used herein, C_1-C_x includes C_1-C_2 , C_1-C_3 . . . C_1-C_x . By way of example only, a group designated as " C_1-C_4 " indicates that there are one to four carbon atoms in the moiety, i.e. groups containing 1 carbon atom, 2 carbon atoms, 3 carbon atoms or 4 carbon atoms. Thus, by way of example only, " C_1-C_4 alkyl" indicates that there are one to four carbon atoms in the alkyl group, i.e., the alkyl group is selected from among methyl, ethyl, propyl, *iso*-propyl, *n*-butyl, *iso*-butyl, *sec*-butyl, and *t*-butyl.

[00221] An “alkyl” group refers to an aliphatic hydrocarbon group. The alkyl group is branched or straight chain. In some embodiments, the “alkyl” group has 1 to 10 carbon atoms, i.e. a C_1-C_{10} alkyl. Whenever it appears herein, a numerical range such as “1 to 10” refers to each integer in the given range; e.g., “1 to 10 carbon atoms” means that the alkyl group consist of 1 carbon atom, 2 carbon atoms, 3 carbon atoms, *etc.*, up to and including 10 carbon atoms, although the present definition also covers the occurrence of the term “alkyl” where no numerical range is designated. In some embodiments, an alkyl is a C_1-C_6 alkyl. In one aspect the alkyl is methyl, ethyl, propyl, *iso*-propyl, *n*-butyl, *iso*-butyl, *sec*-butyl, or *t*-butyl. Typical alkyl groups include, but are in no way limited to, methyl, ethyl, propyl, isopropyl, butyl, isobutyl, *sec*-butyl, tertiary butyl, pentyl, neopentyl, or hexyl.

[00222] An “alkylene” group refers refers to a divalent alkyl radical. Any of the above mentioned monovalent alkyl groups may be an alkylene by abstraction of a second hydrogen atom from the alkyl. In some embodiments, an alkylene is a C_1-C_6 alkylene. In other embodiments, an alkylene is a C_1-C_4 alkylene. Typical alkylene groups include, but are not limited to, $-CH_2-$, $-CH(CH_3)-$, $-C(CH_3)_2-$, $-CH_2CH_2-$, $-CH_2CH(CH_3)-$, $-CH_2C(CH_3)_2-$, $-CH_2CH_2CH_2-$, $-CH_2CH_2CH_2CH_2-$, and the like.

[00223] “Deuteroalkyl” refers to an alkyl group where 1 or more hydrogen atoms of an alkyl are replaced with deuterium.

[00224] The term “alkenyl” refers to a type of alkyl group in which at least one carbon-carbon double bond is present. In one embodiment, an alkenyl group has the formula $-C(R)=CR_2$, wherein R refers to the remaining portions of the alkenyl group, which may be the same or different. In some embodiments, R is H or an alkyl. Non-limiting examples of an alkenyl group include $-CH=CH_2$, $-C(CH_3)=CH_2$, $-CH=CHCH_3$, $-C(CH_3)=CHCH_3$, and $-CH_2CH=CH_2$.

[00225] The term “alkynyl” refers to a type of alkyl group in which at least one carbon-carbon triple bond is present. In one embodiment, an alkenyl group has the formula $-C\equiv C-R$, wherein R refers to the remaining portions of the alkynyl group. In some embodiments, R is H or an alkyl. Non-limiting examples of an alkynyl group include $-C\equiv CH$, $-C\equiv CCH_3$, $-C\equiv CCH_2CH_3$, $-CH_2C\equiv CH$.

[00226] An “alkoxy” group refers to a (alkyl)O- group, where alkyl is as defined herein.

[00227] The term “alkylamine” refers to the $-N(alkyl)_xH_y$ group, where x is 0 and y is 2, or where x is 1 and y is 1, or where x is 2 and y is 0.

[00228] The term “aromatic” refers to a planar ring having a delocalized π -electron system containing $4n+2$ π electrons, where n is an integer. The term “aromatic” includes both carbocyclic aryl (“aryl”, *e.g.*, phenyl) and heterocyclic aryl (or “heteroaryl” or “heteroaromatic”) groups (*e.g.*, pyridine). The term includes monocyclic or fused-ring polycyclic (*i.e.*, rings which share adjacent pairs of carbon atoms) groups.

[00229] The term “carbocyclic” or “carbocycle” refers to a ring or ring system where the atoms forming the backbone of the ring are all carbon atoms. The term thus distinguishes carbocyclic from “heterocyclic” rings or “heterocycles” in which the ring backbone contains at least one atom which is different from carbon. In some embodiments, at least one of the two rings of a bicyclic carbocycle is aromatic. In some embodiments, both rings of a bicyclic carbocycle are aromatic.

[00230] As used herein, the term “aryl” refers to an aromatic ring wherein each of the atoms forming the ring is a carbon atom. In one aspect, aryl is phenyl or a naphthyl. In some embodiments, an aryl is a phenyl. In some embodiments, an aryl is a C_6 - C_{10} aryl. Depending on the structure, an aryl group is a monoradical or a diradical (*i.e.*, an arylene group).

[00231] The term “cycloalkyl” refers to a monocyclic or polycyclic aliphatic, non-aromatic radical, wherein each of the atoms forming the ring (*i.e.* skeletal atoms) is a carbon atom. . In some embodiments, cycloalkyls are spirocyclic or bridged compounds. In some embodiments, cycloalkyls are optionally fused with an aromatic ring, and the point of attachment is at a carbon that is not an aromatic ring carbon atom. Cycloalkyl groups include groups having from 3 to 10 ring atoms. In some embodiments, cycloalkyl groups are selected from among cyclopropyl,

cyclobutyl, cyclopentyl, cyclopentenyl, cyclohexyl, cyclohexenyl, cycloheptyl, cyclooctyl, spiro[2.2]pentyl, norbornyl and bicycle[1.1.1]pentyl. In some embodiments, a cycloalkyl is a C₃-C₆cycloalkyl.

[00232] The term “halo” or, alternatively, “halogen” or “halide” means fluoro, chloro, bromo or iodo. In some embodiments, halo is fluoro, chloro, or bromo.

[00233] The term “fluoroalkyl” refers to an alkyl in which one or more hydrogen atoms are replaced by a fluorine atom. In one aspect, a fluoralkyl is a C₁-C₆fluoroalkyl.

[00234] The term “heteroalkyl” refers to an alkyl group in which one or more skeletal atoms of the alkyl are selected from an atom other than carbon, *e.g.*, oxygen, nitrogen (*e.g.* -NH-, -N(alkyl)-, sulfur, or combinations thereof. A heteroalkyl is attached to the rest of the molecule at a carbon atom of the heteroalkyl. In one aspect, a heteroalkyl is a C₁-C₆heteroalkyl.

[00235] The term “heterocycle” or “heterocyclic” refers to heteroaromatic rings (also known as heteroaryls) and heterocycloalkyl rings (also known as heteroalicyclic groups) containing one to four heteroatoms in the ring(s), where each heteroatom in the ring(s) is selected from O, S and N, wherein each heterocyclic group has from 3 to 10 atoms in its ring system, and with the proviso that any ring does not contain two adjacent O or S atoms. Non-aromatic heterocyclic groups (also known as heterocycloalkyls) include rings having 3 to 10 atoms in its ring system and aromatic heterocyclic groups include rings having 5 to 10 atoms in its ring system. The heterocyclic groups include benzo-fused ring systems. Examples of non-aromatic heterocyclic groups are pyrrolidinyl, tetrahydrofuranyl, dihydrofuranyl, tetrahydrothienyl, oxazolidinonyl, tetrahydropyranyl, dihydropyranyl, tetrahydrothiopyranyl, piperidinyl, morpholinyl, thiomorpholinyl, thioxanyl, piperazinyl, aziridinyl, azetidiny, oxetanyl, thietanyl, homopiperidinyl, oxepanyl, thiepanyl, oxazepinyl, diazepinyl, thiazepinyl, 1,2,3,6-tetrahydropyridinyl, pyrrolin-2-yl, pyrrolin-3-yl, indolinyl, 2H-pyranyl, 4H-pyranyl, dioxanyl, 1,3-dioxolanyl, pyrazolinyl, dithianyl, dithiolanyl, dihydropyranyl, dihydrothienyl, dihydrofuranyl, pyrazolidinyl, imidazolinyl, imidazolidinyl, 3-azabicyclo[3.1.0]hexanyl, 3-azabicyclo[4.1.0]heptanyl, 3H-indolyl, indolin-2-onyl, isoindolin-1-onyl, isoindoline-1,3-dionyl, 3,4-dihydroisoquinolin-1(2H)-onyl, 3,4-dihydroquinolin-2(1H)-onyl, isoindoline-1,3-dithionyl, benzo[d]oxazol-2(3H)-onyl, 1H-benzo[d]imidazol-2(3H)-onyl, benzo[d]thiazol-2(3H)-onyl, and quinolizinyl. Examples of aromatic heterocyclic groups are pyridinyl, imidazolyl, pyrimidinyl, pyrazolyl, triazolyl, pyrazinyl, tetrazolyl, furyl, thienyl, isoxazolyl, thiazolyl, oxazolyl, isothiazolyl, pyrrolyl, quinolinyl, isoquinolinyl, indolyl, benzimidazolyl, benzofuranyl, cinnolinyl, indazolyl, indolizinyl, phthalazinyl, pyridazinyl, triazinyl, isoindolyl, pteridinyl, purinyl, oxadiazolyl, thiadiazolyl, furazanyl, benzofurazanyl, benzothiophenyl, benzothiazolyl,

benzoxazolyl, quinazoliny, quinoxaliny, naphthyridiny, and furopyridiny. The foregoing groups are either C-attached (or C-linked) or *N*-attached where such is possible. For instance, a group derived from pyrrole includes both pyrrol-1-yl (*N*-attached) or pyrrol-3-yl (C-attached). Further, a group derived from imidazole includes imidazol-1-yl or imidazol-3-yl (both *N*-attached) or imidazol-2-yl, imidazol-4-yl or imidazol-5-yl (all C-attached). The heterocyclic groups include benzo-fused ring systems. Non-aromatic heterocycles are optionally substituted with one or two oxo (=O) moieties, such as pyrrolidin-2-one. In some embodiments, at least one of the two rings of a bicyclic heterocycle is aromatic. In some embodiments, both rings of a bicyclic heterocycle are aromatic.

[00236] The terms “heteroaryl” or, alternatively, “heteroaromatic” refers to an aryl group that includes one or more ring heteroatoms selected from nitrogen, oxygen and sulfur. Illustrative examples of heteroaryl groups include monocyclic heteroaryls and bicyclic heteroaryls. Monocyclic heteroaryls include pyridiny, imidazolyl, pyrimidinyl, pyrazolyl, triazolyl, pyrazinyl, tetrazolyl, furyl, thienyl, isoxazolyl, thiazolyl, oxazolyl, isothiazolyl, pyrrolyl, pyridazinyl, triazinyl, oxadiazolyl, thiadiazolyl, and furazanyl. Monocyclic heteroaryls include indolizine, indole, benzofuran, benzothiophene, indazole, benzimidazole, purine, quinolizine, quinoline, isoquinoline, cinnoline, phthalazine, quinazoline, quinoxaline, 1,8-naphthyridine, and pteridine. In some embodiments, a heteroaryl contains 0-4 N atoms in the ring. In some embodiments, a heteroaryl contains 1-4 N atoms in the ring. In some embodiments, a heteroaryl contains 0-4 N atoms, 0-1 O atoms, and 0-1 S atoms in the ring. In some embodiments, a heteroaryl contains 1-4 N atoms, 0-1 O atoms, and 0-1 S atoms in the ring. In some embodiments, heteroaryl is a C₁-C₉heteroaryl. In some embodiments, monocyclic heteroaryl is a C₁-C₅heteroaryl. In some embodiments, monocyclic heteroaryl is a 5-membered or 6-membered heteroaryl. In some embodiments, bicyclic heteroaryl is a C₆-C₉heteroaryl.

[00237] A “heterocycloalkyl” or “heteroalicyclic” group refers to a cycloalkyl group that includes at least one heteroatom selected from nitrogen, oxygen and sulfur. In some embodiments, a heterocycloalkyl is fused with an aryl or heteroaryl. In some embodiments, the heterocycloalkyl is oxazolidinonyl, pyrrolidinyl, tetrahydrofuranyl, tetrahydrothienyl, tetrahydropyranyl, tetrahydrothiopyranyl, piperidinyl, morpholinyl, thiomorpholinyl, piperazinyl, piperidin-2-onyl, pyrrolidine-2,5-dithionyl, pyrrolidine-2,5-dionyl, pyrrolidinonyl, imidazolidinyl, imidazolidin-2-onyl, or thiazolidin-2-onyl. The term heteroalicyclic also includes all ring forms of the carbohydrates, including but not limited to the monosaccharides, the disaccharides and the oligosaccharides. In one aspect, a heterocycloalkyl is a C₂-C₁₀heterocycloalkyl. In another aspect, a heterocycloalkyl is a C₄-C₁₀heterocycloalkyl. In some

embodiments, a heterocycloalkyl contains 0-2 N atoms in the ring. In some embodiments, a heterocycloalkyl contains 0-2 N atoms, 0-2 O atoms and 0-1 S atoms in the ring.

[00238] The term “bond” or “single bond” refers to a chemical bond between two atoms, or two moieties when the atoms joined by the bond are considered to be part of larger substructure. In one aspect, when a group described herein is a bond, the referenced group is absent thereby allowing a bond to be formed between the remaining identified groups.

[00239] The term “moiety” refers to a specific segment or functional group of a molecule. Chemical moieties are often recognized chemical entities embedded in or appended to a molecule.

[00240] The term “optionally substituted” or “substituted” means that the referenced group is optionally substituted with one or more additional group(s) individually and independently selected from halogen, -CN, -NH₂, -NH(alkyl), -N(alkyl)₂, -OH, -CO₂H, -CO₂alkyl, -C(=O)NH₂, -C(=O)NH(alkyl), -C(=O)N(alkyl)₂, -S(=O)₂NH₂, -S(=O)₂NH(alkyl), -S(=O)₂N(alkyl)₂, alkyl, cycloalkyl, fluoroalkyl, heteroalkyl, alkoxy, fluoroalkoxy, heterocycloalkyl, aryl, heteroaryl, aryloxy, alkylthio, arylthio, alkylsulfoxide, arylsulfoxide, alkylsulfone, and arylsulfone. In some other embodiments, optional substituents are independently selected from halogen, -CN, -NH₂, -NH(CH₃), -N(CH₃)₂, -OH, -CO₂H, -CO₂(C₁-C₄alkyl), -C(=O)NH₂, -C(=O)NH(C₁-C₄alkyl), -C(=O)N(C₁-C₄alkyl)₂, -S(=O)₂NH₂, -S(=O)₂NH(C₁-C₄alkyl), -S(=O)₂N(C₁-C₄alkyl)₂, C₁-C₄alkyl, C₃-C₆cycloalkyl, C₁-C₄fluoroalkyl, C₁-C₄heteroalkyl, C₁-C₄alkoxy, C₁-C₄fluoroalkoxy, -SC₁-C₄alkyl, -S(=O)C₁-C₄alkyl, and -S(=O)₂C₁-C₄alkyl. In some embodiments, optional substituents are independently selected from halogen, -CN, -NH₂, -OH, -NH(CH₃), -N(CH₃)₂, -CH₃, -CH₂CH₃, -CF₃, -OCH₃, and -OCF₃. In some embodiments, substituted groups are substituted with one or two of the preceding groups. In some embodiments, an optional substituent on an aliphatic carbon atom (acyclic or cyclic) includes oxo (=O).

[00241] The term “acceptable” with respect to a formulation, composition or ingredient, as used herein, means having no persistent detrimental effect on the general health of the subject being treated.

[00242] The term “modulate” as used herein, means to interact with a target either directly or indirectly so as to alter the activity of the target, including, by way of example only, to enhance the activity of the target, to inhibit the activity of the target, to limit the activity of the target, or to extend the activity of the target.

[00243] The term “modulator” as used herein, refers to a molecule that interacts with a target either directly or indirectly. The interactions include, but are not limited to, the interactions of an agonist, partial agonist, an inverse agonist, antagonist, degrader, or combinations thereof. In

some embodiments, a modulator is an antagonist. In some embodiments, a modulator is a degrader.

[00244] The terms "administer," "administering," "administration," and the like, as used herein, refer to the methods that may be used to enable delivery of compounds or compositions to the desired site of biological action. These methods include, but are not limited to oral routes, intraduodenal routes, parenteral injection (including intravenous, subcutaneous, intraperitoneal, intramuscular, intravascular or infusion), topical and rectal administration. Those of skill in the art are familiar with administration techniques that can be employed with the compounds and methods described herein. In some embodiments, the compounds and compositions described herein are administered orally.

[00245] The terms "co-administration" or the like, as used herein, are meant to encompass administration of the selected therapeutic agents to a single patient, and are intended to include treatment regimens in which the agents are administered by the same or different route of administration or at the same or different time.

[00246] The terms "effective amount" or "therapeutically effective amount," as used herein, refer to a sufficient amount of an agent or a compound being administered, which will relieve to some extent one or more of the symptoms of the disease or condition being treated. The result includes reduction and/or alleviation of the signs, symptoms, or causes of a disease, or any other desired alteration of a biological system. For example, an "effective amount" for therapeutic uses is the amount of the composition comprising a compound as disclosed herein required to provide a clinically significant decrease in disease symptoms. An appropriate "effective" amount in any individual case is optionally determined using techniques, such as a dose escalation study.

[00247] The terms "enhance" or "enhancing," as used herein, means to increase or prolong either in potency or duration a desired effect. Thus, in regard to enhancing the effect of therapeutic agents, the term "enhancing" refers to the ability to increase or prolong, either in potency or duration, the effect of other therapeutic agents on a system. An "enhancing-effective amount," as used herein, refers to an amount adequate to enhance the effect of another therapeutic agent in a desired system.

[00248] The term "pharmaceutical combination" as used herein, means a product that results from the mixing or combining of more than one active ingredient and includes both fixed and non-fixed combinations of the active ingredients. The term "fixed combination" means that the active ingredients, e.g. a compound described herein, or a pharmaceutically acceptable salt thereof, and a co-agent, are both administered to a patient simultaneously in the form of a single entity or dosage. The term "non-fixed combination" means that the active ingredients, e.g. a

compound described herein, or a pharmaceutically acceptable salt thereof, and a co-agent, are administered to a patient as separate entities either simultaneously, concurrently or sequentially with no specific intervening time limits, wherein such administration provides effective levels of the two compounds in the body of the patient. The latter also applies to cocktail therapy, e.g. the administration of three or more active ingredients.

[00249] The terms “kit” and “article of manufacture” are used as synonyms.

[00250] The term “subject” or “patient” encompasses mammals. Examples of mammals include, but are not limited to, any member of the Mammalian class: humans, non-human primates such as chimpanzees, and other apes and monkey species; farm animals such as cattle, horses, sheep, goats, swine; domestic animals such as rabbits, dogs, and cats; laboratory animals including rodents, such as rats, mice and guinea pigs, and the like. In one aspect, the mammal is a human.

[00251] The terms “treat,” “treating” or “treatment,” as used herein, include alleviating, abating or ameliorating at least one symptom of a disease or condition, preventing additional symptoms, inhibiting the disease or condition, e.g., arresting the development of the disease or condition, relieving the disease or condition, causing regression of the disease or condition, relieving a condition caused by the disease or condition, or stopping the symptoms of the disease or condition either prophylactically and/or therapeutically.

Pharmaceutical compositions

[00252] In some embodiments, the compounds described herein are formulated into pharmaceutical compositions. Pharmaceutical compositions are formulated in a conventional manner using one or more pharmaceutically acceptable inactive ingredients that facilitate processing of the active compounds into preparations that are used pharmaceutically. Proper formulation is dependent upon the route of administration chosen. A summary of pharmaceutical compositions described herein is found, for example, in Remington: The Science and Practice of Pharmacy, Nineteenth Ed (Easton, Pa.: Mack Publishing Company, 1995); Hoover, John E., Remington's Pharmaceutical Sciences, Mack Publishing Co., Easton, Pennsylvania 1975; Liberman, H.A. and Lachman, L., Eds., Pharmaceutical Dosage Forms, Marcel Decker, New York, N.Y., 1980; and Pharmaceutical Dosage Forms and Drug Delivery Systems, Seventh Ed. (Lippincott Williams & Wilkins 1999), herein incorporated by reference for such disclosure.

[00253] In some embodiments, the compounds described herein are administered either alone or in combination with pharmaceutically acceptable carriers, excipients or diluents, in a pharmaceutical composition. Administration of the compounds and compositions described herein can be effected by any method that enables delivery of the compounds to the site of action. These methods include, though are not limited to delivery via enteral routes (including oral,

gastric or duodenal feeding tube, rectal suppository and rectal enema), parenteral routes (injection or infusion, including intraarterial, intracardiac, intradermal, intraduodenal, intramedullary, intramuscular, intraosseous, intraperitoneal, intrathecal, intravascular, intravenous, intravitreal, epidural and subcutaneous), inhalational, transdermal, transmucosal, sublingual, buccal and topical (including epicutaneous, dermal, enema, eye drops, ear drops, intranasal, vaginal) administration, although the most suitable route may depend upon for example the condition and disorder of the recipient. By way of example only, compounds described herein can be administered locally to the area in need of treatment, by for example, local infusion during surgery, topical application such as creams or ointments, injection, catheter, or implant. The administration can also be by direct injection at the site of a diseased tissue or organ.

[00254] In some embodiments, pharmaceutical compositions suitable for oral administration are presented as discrete units such as capsules, cachets or tablets each containing a predetermined amount of the active ingredient; as a powder or granules; as a solution or a suspension in an aqueous liquid or a non-aqueous liquid; or as an oil-in-water liquid emulsion or a water-in-oil liquid emulsion. In some embodiments, the active ingredient is presented as a bolus, electuary or paste.

[00255] Pharmaceutical compositions which can be used orally include tablets, push-fit capsules made of gelatin, as well as soft, sealed capsules made of gelatin and a plasticizer, such as glycerol or sorbitol. Tablets may be made by compression or molding, optionally with one or more accessory ingredients. Compressed tablets may be prepared by compressing in a suitable machine the active ingredient in a free-flowing form such as a powder or granules, optionally mixed with binders, inert diluents, or lubricating, surface active or dispersing agents. Molded tablets may be made by molding in a suitable machine a mixture of the powdered compound moistened with an inert liquid diluent. In some embodiments, the tablets are coated or scored and are formulated so as to provide slow or controlled release of the active ingredient therein. All formulations for oral administration should be in dosages suitable for such administration. The push-fit capsules can contain the active ingredients in admixture with filler such as lactose, binders such as starches, and/or lubricants such as talc or magnesium stearate and, optionally, stabilizers. In soft capsules, the active compounds may be dissolved or suspended in suitable liquids, such as fatty oils, liquid paraffin, or liquid polyethylene glycols. In some embodiments, stabilizers are added. Dragee cores are provided with suitable coatings. For this purpose, concentrated sugar solutions may be used, which may optionally contain gum arabic, talc, polyvinyl pyrrolidone, carbopol gel, polyethylene glycol, and/or titanium dioxide, lacquer

solutions, and suitable organic solvents or solvent mixtures. Dyestuffs or pigments may be added to the tablets or Dragee coatings for identification or to characterize different combinations of active compound doses.

[00256] In some embodiments, pharmaceutical compositions are formulated for parenteral administration by injection, e.g., by bolus injection or continuous infusion. Formulations for injection may be presented in unit dosage form, e.g., in ampoules or in multi-dose containers, with an added preservative. The compositions may take such forms as suspensions, solutions or emulsions in oily or aqueous vehicles, and may contain formulatory agents such as suspending, stabilizing and/or dispersing agents. The compositions may be presented in unit-dose or multi-dose containers, for example sealed ampoules and vials, and may be stored in powder form or in a freeze-dried (lyophilized) condition requiring only the addition of the sterile liquid carrier, for example, saline or sterile pyrogen-free water, immediately prior to use. Extemporaneous injection solutions and suspensions may be prepared from sterile powders, granules and tablets of the kind previously described.

[00257] Pharmaceutical compositions for parenteral administration include aqueous and non-aqueous (oily) sterile injection solutions of the active compounds which may contain antioxidants, buffers, bacteriostats and solutes which render the formulation isotonic with the blood of the intended recipient; and aqueous and non-aqueous sterile suspensions which may include suspending agents and thickening agents. Suitable lipophilic solvents or vehicles include fatty oils such as sesame oil, or synthetic fatty acid esters, such as ethyl oleate or triglycerides, or liposomes. Aqueous injection suspensions may contain substances which increase the viscosity of the suspension, such as sodium carboxymethyl cellulose, sorbitol, or dextran. Optionally, the suspension may also contain suitable stabilizers or agents which increase the solubility of the compounds to allow for the preparation of highly concentrated solutions.

[00258] Pharmaceutical compositions may also be formulated as a depot preparation. Such long acting formulations may be administered by implantation (for example subcutaneously or intramuscularly) or by intramuscular injection. Thus, for example, the compounds may be formulated with suitable polymeric or hydrophobic materials (for example, as an emulsion in an acceptable oil) or ion exchange resins, or as sparingly soluble derivatives, for example, as a sparingly soluble salt.

[00259] For buccal or sublingual administration, the compositions may take the form of tablets, lozenges, pastilles, or gels formulated in conventional manner. Such compositions may comprise the active ingredient in a flavored basis such as sucrose and acacia or tragacanth.

[00260] Pharmaceutical compositions may also be formulated in rectal compositions such as suppositories or retention enemas, e.g., containing conventional suppository bases such as cocoa butter, polyethylene glycol, or other glycerides.

[00261] Pharmaceutical compositions may be administered topically, that is by non-systemic administration. This includes the application of a compound of the present invention externally to the epidermis or the buccal cavity and the instillation of such a compound into the ear, eye and nose, such that the compound does not significantly enter the blood stream. In contrast, systemic administration refers to oral, intravenous, intraperitoneal and intramuscular administration.

[00262] Pharmaceutical compositions suitable for topical administration include liquid or semi-liquid preparations suitable for penetration through the skin to the site of inflammation such as gels, liniments, lotions, creams, ointments or pastes, and drops suitable for administration to the eye, ear or nose. The active ingredient may comprise, for topical administration, from 0.001% to 10% w/w, for instance from 1% to 2% by weight of the formulation.

[00263] Pharmaceutical compositions for administration by inhalation are conveniently delivered from an insufflator, nebulizer pressurized packs or other convenient means of delivering an aerosol spray. Pressurized packs may comprise a suitable propellant such as dichlorodifluoromethane, trichlorofluoromethane, dichlorotetrafluoroethane, carbon dioxide or other suitable gas. In the case of a pressurized aerosol, the dosage unit may be determined by providing a valve to deliver a metered amount. Alternatively, for administration by inhalation or insufflation, pharmaceutical preparations may take the form of a dry powder composition, for example a powder mix of the compound and a suitable powder base such as lactose or starch. The powder composition may be presented in unit dosage form, in for example, capsules, cartridges, gelatin or blister packs from which the powder may be administered with the aid of an inhalator or insufflator.

[00264] It should be understood that in addition to the ingredients particularly mentioned above, the compounds and compositions described herein may include other agents conventional in the art having regard to the type of formulation in question, for example those suitable for oral administration may include flavoring agents.

Methods of Dosing and Treatment Regimens

[00265] In one embodiment, the compounds described herein, or a pharmaceutically acceptable salt thereof, are used in the preparation of medicaments for the treatment of diseases or conditions in a mammal that would benefit from inhibition or reduction of autotaxin activity. Methods for treating any of the diseases or conditions described herein in a mammal in need of such treatment, involves administration of pharmaceutical compositions that include at least one

compound described herein or a pharmaceutically acceptable salt, active metabolite, prodrug, or pharmaceutically acceptable solvate thereof, in therapeutically effective amounts to said mammal.

[00266] In certain embodiments, the compositions containing the compound(s) described herein are administered for prophylactic and/or therapeutic treatments. In certain therapeutic applications, the compositions are administered to a patient already suffering from a disease or condition, in an amount sufficient to cure or at least partially arrest at least one of the symptoms of the disease or condition. Amounts effective for this use depend on the severity and course of the disease or condition, previous therapy, the patient's health status, weight, and response to the drugs, and the judgment of the treating physician. Therapeutically effective amounts are optionally determined by methods including, but not limited to, a dose escalation and/or dose ranging clinical trial.

[00267] In prophylactic applications, compositions containing the compounds described herein are administered to a patient susceptible to or otherwise at risk of a particular disease, disorder or condition. Such an amount is defined to be a "prophylactically effective amount or dose." In this use, the precise amounts also depend on the patient's state of health, weight, and the like. When used in patients, effective amounts for this use will depend on the severity and course of the disease, disorder or condition, previous therapy, the patient's health status and response to the drugs, and the judgment of the treating physician. In one aspect, prophylactic treatments include administering to a mammal, who previously experienced at least one symptom of the disease being treated and is currently in remission, a pharmaceutical composition comprising a compound described herein, or a pharmaceutically acceptable salt thereof, in order to prevent a return of the symptoms of the disease or condition.

[00268] In certain embodiments wherein the patient's condition does not improve, upon the doctor's discretion the administration of the compounds are administered chronically, that is, for an extended period of time, including throughout the duration of the patient's life in order to ameliorate or otherwise control or limit the symptoms of the patient's disease or condition.

[00269] In certain embodiments wherein a patient's status does improve, the dose of drug being administered is temporarily reduced or temporarily suspended for a certain length of time (*i.e.*, a "drug holiday"). In specific embodiments, the length of the drug holiday is between 2 days and 1 year, including by way of example only, 2 days, 3 days, 4 days, 5 days, 6 days, 7 days, 10 days, 12 days, 15 days, 20 days, 28 days, or more than 28 days. The dose reduction during a drug holiday is, by way of example only, by 10%-100%, including by way of example only 10%,

15%, 20%, 25%, 30%, 35%, 40%, 45%, 50%, 55%, 60%, 65%, 70%, 75%, 80%, 85%, 90%, 95%, and 100%.

[00270] Once improvement of the patient's conditions has occurred, a maintenance dose is administered if necessary. Subsequently, in specific embodiments, the dosage or the frequency of administration, or both, is reduced, as a function of the symptoms, to a level at which the improved disease, disorder or condition is retained. In certain embodiments, however, the patient requires intermittent treatment on a long-term basis upon any recurrence of symptoms.

[00271] The amount of a given agent that corresponds to such an amount varies depending upon factors such as the particular compound, disease condition and its severity, the identity (*e.g.*, weight, sex) of the subject or host in need of treatment, but nevertheless is determined according to the particular circumstances surrounding the case, including, *e.g.*, the specific agent being administered, the route of administration, the condition being treated, and the subject or host being treated.

[00272] In general, however, doses employed for adult human treatment are typically in the range of 0.01 mg-5000 mg per day. In one aspect, doses employed for adult human treatment are from about 1 mg to about 1000 mg per day. In one embodiment, the desired dose is conveniently presented in a single dose or in divided doses administered simultaneously or at appropriate intervals, for example as two, three, four or more sub-doses per day.

[00273] In one embodiment, the daily dosages appropriate for the compound described herein, or a pharmaceutically acceptable salt thereof, are from about 0.01 to about 50 mg/kg per body weight. In some embodiments, the daily dosage or the amount of active in the dosage form are lower or higher than the ranges indicated herein, based on a number of variables in regard to an individual treatment regime. In various embodiments, the daily and unit dosages are altered depending on a number of variables including, but not limited to, the activity of the compound used, the disease or condition to be treated, the mode of administration, the requirements of the individual subject, the severity of the disease or condition being treated, and the judgment of the practitioner.

[00274] Toxicity and therapeutic efficacy of such therapeutic regimens are determined by standard pharmaceutical procedures in cell cultures or experimental animals, including, but not limited to, the determination of the LD₅₀ and the ED₅₀. The dose ratio between the toxic and therapeutic effects is the therapeutic index and it is expressed as the ratio between LD₅₀ and ED₅₀. In certain embodiments, the data obtained from cell culture assays and animal studies are used in formulating the therapeutically effective daily dosage range and/or the therapeutically effective unit dosage amount for use in mammals, including humans. In some embodiments, the

daily dosage amount of the compounds described herein lies within a range of circulating concentrations that include the ED₅₀ with minimal toxicity. In certain embodiments, the daily dosage range and/or the unit dosage amount varies within this range depending upon the dosage form employed and the route of administration utilized.

[00275] In some embodiments, male reproductive tissue toxicity can be assessed in suitable in vivo models. In some embodiments, male reproductive tissue toxicity is assessed by monitoring any decreases in the testes weight and/or epididymis weight. For example, in a suitable rat male reproductive tissue toxicity study, Compounds (1-5), racemic (1-30) and racemic (1-33) exhibited undesired decreases in testes weight whereas Compounds (1-1) and (1-15) did not exhibit the same effects. In some embodiments, no decreases in the testes weight (as a percentage of body weight) were observed for Compounds (1-1) and (1-15) when dosed at 300mpk PO for 5 days

[00276] In any of the aforementioned aspects are further embodiments in which the effective amount of the compound described herein, or a pharmaceutically acceptable salt thereof, is: (a) systemically administered to the mammal; and/or (b) administered orally to the mammal; and/or (c) intravenously administered to the mammal; and/or (d) administered by injection to the mammal; and/or (e) administered topically to the mammal; and/or (f) administered non-systemically or locally to the mammal.

[00277] In any of the aforementioned aspects are further embodiments comprising single administrations of the effective amount of the compound, including further embodiments in which (i) the compound is administered once a day; or (ii) the compound is administered to the mammal multiple times over the span of one day.

[00278] In any of the aforementioned aspects are further embodiments comprising multiple administrations of the effective amount of the compound, including further embodiments in which (i) the compound is administered continuously or intermittently: as in a single dose; (ii) the time between multiple administrations is every 6 hours; (iii) the compound is administered to the mammal every 8 hours; (iv) the compound is administered to the mammal every 12 hours; (v) the compound is administered to the mammal every 24 hours. In further or alternative embodiments, the method comprises a drug holiday, wherein the administration of the compound is temporarily suspended or the dose of the compound being administered is temporarily reduced; at the end of the drug holiday, dosing of the compound is resumed. In one embodiment, the length of the drug holiday varies from 2 days to 1 year.

[00279] In certain instances, it is appropriate to administer at least one compound described herein, or a pharmaceutically acceptable salt thereof, in combination with one or more other

therapeutic agents. In certain embodiments, the pharmaceutical composition further comprises one or more anti-cancer agents.

[00280] In one embodiment, the therapeutic effectiveness of one of the compounds described herein is enhanced by administration of an adjuvant (*i.e.*, by itself the adjuvant has minimal therapeutic benefit, but in combination with another therapeutic agent, the overall therapeutic benefit to the patient is enhanced). Or, in some embodiments, the benefit experienced by a patient is increased by administering one of the compounds described herein with another agent (which also includes a therapeutic regimen) that also has therapeutic benefit.

[00281] In one specific embodiment, a compound described herein, or a pharmaceutically acceptable salt thereof, is co-administered with a second therapeutic agent, wherein the compound described herein, or a pharmaceutically acceptable salt thereof, and the second therapeutic agent modulate different aspects of the disease, disorder or condition being treated, thereby providing a greater overall benefit than administration of either therapeutic agent alone.

[00282] In any case, regardless of the disease, disorder or condition being treated, the overall benefit experienced by the patient is simply be additive of the two therapeutic agents or the patient experiences a synergistic benefit.

[00283] In certain embodiments, different therapeutically-effective dosages of the compounds disclosed herein will be utilized in formulating pharmaceutical composition and/or in treatment regimens when the compounds disclosed herein are administered in combination with one or more additional agent, such as an additional therapeutically effective drug, an adjuvant or the like. Therapeutically-effective dosages of drugs and other agents for use in combination treatment regimens is optionally determined by means similar to those set forth hereinabove for the actives themselves. Furthermore, the methods of prevention/treatment described herein encompasses the use of metronomic dosing, *i.e.*, providing more frequent, lower doses in order to minimize toxic side effects. In some embodiments, a combination treatment regimen encompasses treatment regimens in which administration of a compound described herein, or a pharmaceutically acceptable salt thereof, is initiated prior to, during, or after treatment with a second agent described herein, and continues until any time during treatment with the second agent or after termination of treatment with the second agent. It also includes treatments in which a compound described herein, or a pharmaceutically acceptable salt thereof, and the second agent being used in combination are administered simultaneously or at different times and/or at decreasing or increasing intervals during the treatment period. Combination treatment further includes periodic treatments that start and stop at various times to assist with the clinical management of the patient.

[00284] It is understood that the dosage regimen to treat, prevent, or ameliorate the condition(s) for which relief is sought, is modified in accordance with a variety of factors (e.g. the disease, disorder or condition from which the subject suffers; the age, weight, sex, diet, and medical condition of the subject). Thus, in some instances, the dosage regimen actually employed varies and, in some embodiments, deviates from the dosage regimens set forth herein.

[00285] For combination therapies described herein, dosages of the co-administered compounds vary depending on the type of co-drug employed, on the specific drug employed, on the disease or condition being treated and so forth. In additional embodiments, when co-administered with one or more other therapeutic agents, the compound provided herein is administered either simultaneously with the one or more other therapeutic agents, or sequentially.

[00286] In combination therapies, the multiple therapeutic agents (one of which is one of the compounds described herein) are administered in any order or even simultaneously. If administration is simultaneous, the multiple therapeutic agents are, by way of example only, provided in a single, unified form, or in multiple forms (e.g., as a single pill or as two separate pills).

[00287] The compounds described herein, or a pharmaceutically acceptable salt thereof, as well as combination therapies, are administered before, during or after the occurrence of a disease or condition, and the timing of administering the composition containing a compound varies. Thus, in one embodiment, the compounds described herein are used as a prophylactic and are administered continuously to subjects with a propensity to develop conditions or diseases in order to prevent the occurrence of the disease or condition. In another embodiment, the compounds and compositions are administered to a subject during or as soon as possible after the onset of the symptoms. In specific embodiments, a compound described herein is administered as soon as is practicable after the onset of a disease or condition is detected or suspected, and for a length of time necessary for the treatment of the disease. In some embodiments, the length required for treatment varies, and the treatment length is adjusted to suit the specific needs of each subject. For example, in specific embodiments, a compound described herein or a formulation containing the compound is administered for at least 2 weeks, about 1 month to about 5 years.

[00288] In some embodiments, a compound described herein, or a pharmaceutically acceptable salt thereof, is administered in combination with chemotherapy, hormone blocking therapy, radiation therapy, monoclonal antibodies, or combinations thereof.

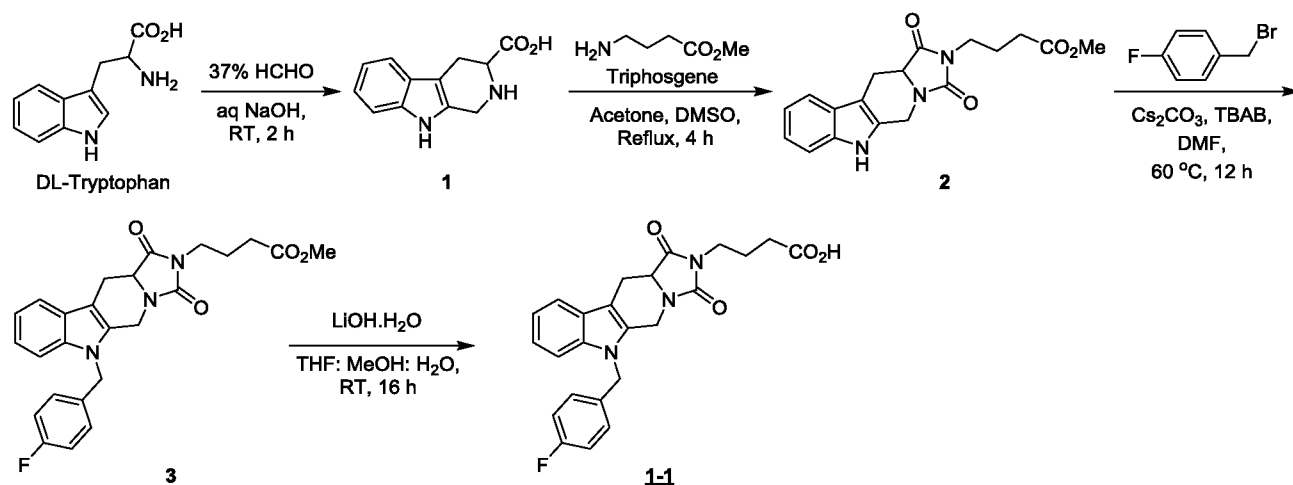
[00289] Chemotherapy includes the use of anti-cancer agents.

[00290] In one aspect, the compound described herein, or a pharmaceutically acceptable salt thereof, is administered or formulated in combination with one or more anti-cancer agents.

EXAMPLES

[00291] The following examples are provided for illustrative purposes only and not to limit the scope of the claims provided herein.

Example 1: Synthesis of 4-(6-(4-fluorobenzyl)-1,3-dioxo-11,11a-dihydro-1H-imidazo[1',5':1,6]pyrido[3,4-b]indol-2(3H,5H,6H)-yl)butanoic acid (1-1)



Step 1. Synthesis of 2,3,4,9-tetrahydro-1H-pyrido[3,4-b]indole-3-carboxylic acid (1):

[00292] To a stirred solution of DL-Tryptophan **1** (5.0 g, 24.5 mmol) in aqueous NaOH solution (0.98 g in 10 mL of H₂O) under inert atmosphere was added 37% formalin (735 mg, 24.5 mmol) at RT and stirred for 2 h; heated to reflux and stirred for 3 h. The reaction was monitored by TLC; after completion of the reaction, the reaction mixture was neutralized with 6N aq. HCl solution (4 mL) to pH~5. The obtained precipitate was filtered, washed with water, triturated with MeOH (2 x 10 mL), CH₂Cl₂ (2 x 10 mL) and dried under reduced pressure to afford compound **1** (2.72 g, 51%) as a pale yellow solid. ¹H NMR (400 MHz, DMSO-*d*₆): δ 10.96 (s, 1H), 9.02 (br s, 1H), 7.43 (d, *J* = 8.0 Hz, 1H), 7.32 (d, *J* = 8.0 Hz, 1H), 7.08 (d, *J* = 8.0 Hz, 1H), 6.96 (t, *J* = 8.0 Hz, 1H), 4.25-4.15 (m, 2H), 3.90 (br s, 1H), 3.64-3.60 (m, 1H), 3.16-3.11 (m, 1H), 2.85-2.79 (m, 1H).

Step 2: Synthesis of methyl 4-(1,3-dioxo-5,6,11,11a-tetrahydro-1H-imidazo[1',5':1,6]pyrido[3,4-b]indol-2(3H)-yl)butanoate (2):

[00293] To a stirred solution of methyl 4-aminobutanoate (300 mg, 1.95 mmol) in CH₂Cl₂ and aq. saturated NaHCO₃ solution (1:1; 20 mL) was added triphosgene (231 mg, 0.78 mmol) at 0 °C and stirred for 30 min. The reaction solution was warmed to RT and stirred for 30 min. The

reaction mixture was then diluted with aq. saturated NaHCO₃ solution (10 mL) and extracted with CH₂Cl₂ (3 X 10 mL). The combined organic extracts were washed with brine (20 mL), dried over Na₂SO₄, filtered and concentrated under reduced pressure to obtain the crude isocyanate.

[00294] The crude isocyanate (225 mg) was dissolved in acetone and DMSO (2.5:1, 14 mL) under inert atmosphere and added compound **1** (340 mg, 1.57 mmol) at RT; heated to reflux and stirred for 4 h. The reaction was monitored by TLC; after completion of the reaction, the reaction mixture was diluted with water (20 mL) and extracted with CH₂Cl₂ (2 x 20 mL). The combined organic extracts were washed with brine (20 mL), dried over Na₂SO₄, filtered and concentrated under reduced pressure to obtain the crude. The crude was purified through silica gel column chromatography using 3-5% MeOH/CH₂Cl₂ to afford compound **2** (314 mg, 58%) as a pale yellow solid. **¹H NMR (400 MHz, DMSO-*d*₆):** δ 11.01 (s, 1H), 7.47 (d, *J* = 7.6 Hz, 1H), 7.34 (d, *J* = 7.6 Hz, 1H), 7.07 (t, *J* = 7.6 Hz, 1H), 6.99 (t, *J* = 7.6 Hz, 1H), 4.89 (d, *J* = 16.0 Hz, 1H), 4.41-4.37 (m, 2H), 3.56 (s, 3H), 3.47 (t, *J* = 6.4 Hz, 2H), 3.24-3.19 (m, 1H), 2.76-2.70 (m, 1H), 2.36 (t, *J* = 7.6 Hz, 2H), 1.85-1.78 (m, 2H); **LC-MS (ESI):** 97.8%; *m/z* 340.4 (M - H⁻); (column: X Select C-18, 50 × 3.0 mm, 3.5 μ m); RT 3.25 min; 5 mM NH₄OAc: ACN; 0.8 mL/min).

Step 3: Synthesis of methyl 4-(6-(4-fluorobenzyl)-1,3-dioxo-5,6,11,11a-tetrahydro-1H-imidazo [1',5':1,6]pyrido[3,4-*b*]indol-2(3H)-yl)butanoate (3**):**

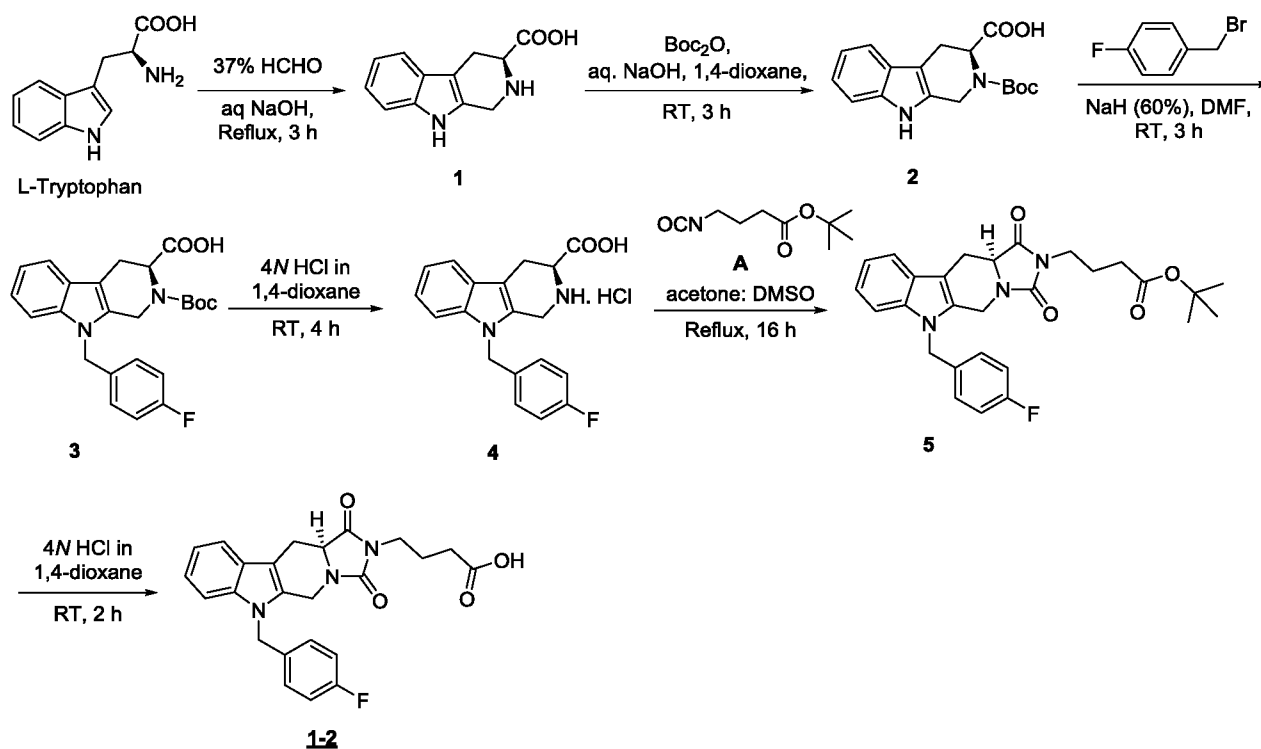
[00295] To a stirred solution of compound **2** (150 mg, 0.44 mmol) in DMF (10 mL) under inert atmosphere was added 4-fluorobenzyl bromide (0.08 mL, 0.66 mmol), Cs₂CO₃ (286 mg, 0.88 mmol), TBAB (7 mg, 0.02 mmol) at RT; heated to 60 °C and stirred for 12 h. The reaction was monitored by TLC; after completion of the reaction, the reaction mixture was diluted with water (20 mL) and extracted with EtOAc (2 x 25 mL). The combined organic extracts were washed with brine (20 mL), dried over Na₂SO₄, filtered and concentrated under reduced pressure to obtain the crude. The crude was purified through silica gel column chromatography using 30-40% EtOAc/Hexanes to afford compound **3** (151 mg) as pale yellow solid. **¹H NMR (400 MHz, DMSO-*d*₆):** δ 7.54 (d, *J* = 7.6 Hz, 1H), 7.49 (d, *J* = 8.4 Hz, 1H), 7.16-7.06 (m, 6H), 5.42 (q, *J* = 17.2 Hz, 2H), 4.89 (d, *J* = 16.0 Hz, 1H), 4.40-4.30 (m, 2H), 3.55 (s, 3H), 3.46 (t, *J* = 6.8 Hz, 2H), 3.27-3.23 (m, 1H), 2.78-2.71 (m, 1H), 2.35 (t, *J* = 7.6 Hz, 2H), 1.83-1.76 (m, 2H); **LC-MS (ESI):** 67.5%; *m/z* 450.5 (M + H⁺); (column: X Select C-18, 50 × 3.0 mm, 3.5 μ m); RT 3.71 min; 5 mM NH₄OAc: ACN; 0.8 mL/min).

Step 4: Synthesis of 4-(6-(4-fluorobenzyl)-1,3-dioxo-11,11a-dihydro-1H-imidazo [1',5':1,6]pyrido[3,4-*b*]indol-2(3H,5H,6H)-yl)butanoic acid:

[00296] To a stirred solution of compound **3** (35 mg, 0.077 mmol) in THF:MeOH:H₂O (3:1:1, 5 mL) under inert atmosphere was added LiOH.H₂O (9 mg, 0.22 mmol) at RT and stirred for 12 h.

The reaction was monitored by TLC; after completion of the reaction, the reaction mixture was concentrated under reduced pressure. The residue was diluted with water (20 mL), acidified with 1N aq. HCl solution to pH~3 and extracted with CH₂Cl₂ (2 x 20 mL). The combined organic extracts were dried over sodium sulphate, filtered and concentrated under reduced pressure to obtain the crude. The crude was purified through silica gel column chromatography using 50-60% EtOAc/Hexanes to afford the title compound **1-1** (8 mg, 23%) as a pale yellow solid. ¹H NMR (400 MHz, DMSO-*d*₆): δ 12.06 (br s, 1H), 7.54 (d, *J* = 7.6 Hz, 1H), 7.48 (d, *J* = 8.0 Hz, 1H), 7.16-7.04 (m, 6H), 5.42 (q, *J* = 16.8 Hz, 2H; *ABX* pattern), 4.91 (d, *J* = 16.0 Hz, 1H), 4.40-4.30 (m, 2H), 3.46 (t, *J* = 6.8 Hz, 2H), 3.31-3.24 (m, 1H), 2.81-2.74 (m, 1H), 2.25 (t, *J* = 7.2 Hz, 2H), 1.80-1.73 (m, 2H); MS (ESI): *m/z* 436.8 (M + H⁺); UPLC: 85.6%; (column: Acquity BEH C-18 (50 x 2.1 mm, 1.7 μ); RT 2.42 min; ACN: 0.025% TFA (aq); 0.5 mL/min.

Example 2: Synthesis of (*S*)-4-(6-(4-fluorobenzyl)-1,3-dioxo-11,11a-dihydro-1H-imidazo[1',5':1,6]pyrido[3,4-*b*]indol-2(3H,5H,6H)-yl)butanoic acid (1-2**)**



Step 1: Synthesis of (*S*)-2,3,4,9-tetrahydro-1H-pyrido[3,4-*b*]indole-3-carboxylic acid (1**):**

[00297] Following the procedure of Example 1, step 1, but using L-tryptophan as starting material in place of DL-tryptophan, the title compound was obtained. ¹H NMR (400 MHz, DMSO-*d*₆): δ 10.90 (s, 1H), 9.02 (br s, 1H), 7.42 (d, *J* = 8.0 Hz, 1H), 7.30 (d, *J* = 8.0 Hz, 1H), 7.08 (t, *J* = 8.0 Hz, 1H), 6.96 (t, *J* = 8.0 Hz, 1H), 4.20 (q, *J* = 16.0 Hz, 2H), 3.62 (t, *J* = 7.2 Hz,

1H), 3.16-3.11 (m, 1H), 2.82-2.78 (m, 1H); **LC-MS (ESI)**: 95.3%; m/z 217.2 ($M + H^+$); (column: X Select CSH C-18, 50×3.0 mm, $3.5 \mu\text{m}$); RT 1.68 min; 5 mM NH_4OAc : ACN; 0.8 mL/min).

Step 2: Synthesis of (S)-2-(tert-butoxycarbonyl)-2,3,4,9-tetrahydro-1H-pyrido[3,4-b]indole-3-carboxylic acid (2):

[00298] To a stirred solution of compound **1** (9.0 g, 41.6 mmol) in 1,4-dioxane (150 mL) under inert atmosphere were added NaOH solution (3.4 g, 83.3 mmol) in water (75 mL), Boc-anhydride (11.0 g, 49.99 mmol) at RT and stirred for 3 h. The reaction was monitored by TLC; after completion of the reaction, the reaction mixture was diluted with water (40 mL), acidified with citric acid solution. The obtained solid was filtered, washed with water (2 x 15 mL), triturated with *n*-pentane (2 x 10 mL) and dried under reduced pressure to afford compound **2** (8.0 g, 61%) as an off-white solid. **^1H NMR (500 MHz, DMSO- d_6)**: δ 12.75 (br s, 1H), 10.87 (s, 1/2H), 10.82 (s, 1/2H), 7.41 (d, $J = 8.0$ Hz, 1H), 7.29-7.27 (m, 1H), 7.04 (t, $J = 7.5$ Hz, 1H), 6.95 (t, $J = 7.5$ Hz, 1H), 5.15-5.03 (m, 1H), 4.71 (t, $J = 16.5$ Hz, 1H), 4.46-4.32 (m, 1H), 3.29-3.26 (m, 1H), 2.99-2.92 (m, 1H), 1.47 (s, 9 X 1/2H), 1.44 (s, 9 X 1/2H); **LC-MS (ESI)**: 99.4%; m/z 315.3 ($M - H$); (column: X Select CSH C-18, 50×3.0 mm, $3.5 \mu\text{m}$); RT 2.56 min; 5 mM NH_4OAc : ACN; 0.8 mL/min).

Step 3: Synthesis of (S)-2-(tert-butoxycarbonyl)-9-(4-fluorobenzyl)-2,3,4,9-tetrahydro-1H-pyrido[3,4-b]indole-3-carboxylic acid (3):

[00299] To a stirred solution of compound **2** (4.0 g, 12.65 mmol) in DMF (150 mL) under inert atmosphere was added NaH (60% in mineral oil; 1.1 g, 27.84 mmol) slowly for 30 min followed by 4-fluorobenzyl bromide (2.9 g, 15.34 mmol) at 0 °C; warmed to RT and stirred for 3 h. The reaction was monitored by TLC; after completion of the reaction, the reaction mixture was diluted with water (40 mL), acidified with citric acid and extracted with EtOAc (2 x 50 mL). The combined organic extracts were washed with brine (60 mL), dried over Na_2SO_4 , filtered and concentrated under reduced pressure to obtain the crude. The crude was purified through silica gel column chromatography using 15-20% EtOAc/Hexanes to afford compound **3** (2.3 g, 43%) as a pale brown solid. **^1H NMR (500 MHz, DMSO- d_6)**: δ 12.80 (br s, 1H), 7.50-7.44 (m, 2H), 7.13-7.00 (m, 6H), 5.41-5.28 (m, 2H), 5.16-5.06 (m, 1H), 4.68-4.61 (m, 1H), 4.44-4.29 (m, 1H), 3.34-3.31 (m, 1H), 3.06-2.98 (m, 1H), 1.43 (s, 9 X 1/2H), 1.41 (s, 9 X 1/2H); **LC-MS (ESI)**: 95.7%; m/z 423.5 ($M - H$); (column: X Select CSH C-18, 50×3.0 mm, $3.5 \mu\text{m}$); RT 3.10 min; 5 mM NH_4OAc (aq.): ACN; 0.8 mL/min); **UPLC**: 96.5%; (column: Acquity BEH C-18 (50×2.1 mm, $1.7 \mu\text{m}$); RT 2.80 min; ACN: 0.025% TFA (aq); 0.5 mL/min; **Chiral HPLC**: 98.6%, $R_t = 4.35$ min (Chiralpak IA, 250×4.6 mm, $5 \mu\text{m}$); mobile phase (A) 0.1% TFA in *n*-Hexane, (B) THF:MeOH (80:20), (A:B = 75:25); flow rate: 1.0 mL/min); **ee**: 100%

Step 4: Synthesis of (S)-9-(4-fluorobenzyl)-2,3,4,9-tetrahydro-1H-pyrido[3,4-b]indole-3-carboxylic acid hydrochloride (4):

[00300] Compound 3 (1.0 g, 2.35 mmol) was added to 4M HCl in 1,4-dioxane solution (20 mL) under inert atmosphere at RT and stirred for 4 h. The reaction was monitored by TLC; after completion of the reaction, the reaction mixture was basified with triethyl amine and extracted with EtOAc (2 x 30 mL). The combined organic extracts were washed with brine (20 mL), dried over Na₂SO₄, filtered and concentrated under reduced pressure to obtain the crude. The crude was triturated with *n*-pentane (2 x 5 mL) to afford compound 4 (500 mg, 59%) as a pale brown solid. ¹H NMR (500 MHz, DMSO-*d*₆): δ 7.49 (d, *J* = 7.5 Hz, 1H), 7.41 (d, *J* = 8.5 Hz, 1H), 7.11-7.02 (m, 6H), 5.33 (s, 2H), 4.25 (d, *J* = 15.5 Hz, 1H), 4.09 (d, *J* = 15.5 Hz, 1H), 3.62-3.61 (m, 1H), 3.15-3.12 (m, 1H), 2.86-2.81 (m, 1H); LC-MS (ESI): 94.0%; *m/z* 325.4 (M + H⁺); (column: X Select CSH C-18, 50 × 3.0 mm, 3.5 μm); RT 2.68 min; 5 mM NH₄OAc (aq.): ACN; 0.8 mL/min).

Step 5: Synthesis of *tert*-butyl 4-isocyanatobutanoate (A):

[00301] To a stirred solution of *tert*-butyl 4-aminobutanoate hydrochloride (300 mg, 1.53 mmol) in CH₂Cl₂ (10 mL) and saturated NaHCO₃ solution (10 mL) under inert atmosphere was added triphosgene (182 mg, 0.61 mmol) at 0 °C; warmed to RT and stirred for 1 h. The reaction was monitored by TLC; after completion of the reaction, the reaction mixture was diluted with water (25 mL) and extracted with CH₂Cl₂ (2 x 30 mL). The combined organic extracts were washed with brine (30 mL), dried over Na₂SO₄, filtered and concentrated under reduced pressure to obtain crude A (250 mg) as a pale green liquid. This crude material was directly used for next reaction without purification.

Step 6: Synthesis of *tert*-butyl (S)-4-(6-(4-fluorobenzyl)-1,3-dioxo-5,6,11,11a-tetrahydro-1H-imidazo[1',5':1,6]pyrido[3,4-b]indol-2(3H)-yl)butanoate (5):

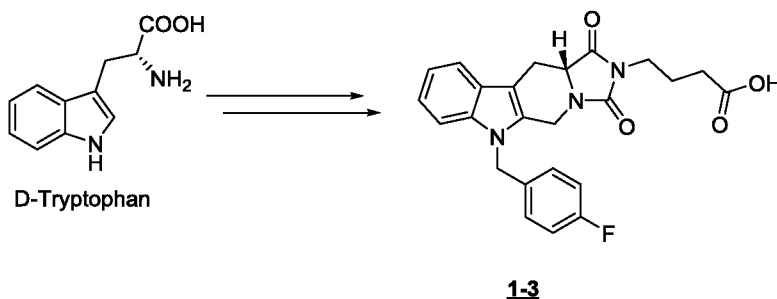
[00302] To a stirred solution of compound 4 (300 mg, 0.92 mmol) in acetone: DMSO (2:1, 24 mL) under inert atmosphere was added A (171 mg) at RT; heated to reflux and stirred for 16 h. The reaction was monitored by TLC; after completion of the reaction, the reaction mixture was diluted with water (25 mL) and extracted with EtOAc (2 x 30 mL). The combined organic extracts were washed with water (20 mL), brine (20 mL), dried over Na₂SO₄, filtered and concentrated under reduced pressure to obtain the crude. The crude was purified through silica gel column chromatography using 10% EtOAc/Hexanes to afford compound 5 (110 mg, 24%) as pale green thick syrup. ¹H NMR (500 MHz, DMSO-*d*₆): δ 7.55 (d, *J* = 7.5 Hz, 1H), 7.49 (d, *J* = 8.0 Hz, 1H), 7.16-7.05 (m, 6H), 5.43 (q, *J* = 14.0 Hz, 2H), 4.99 (d, *J* = 16.5 Hz, 1H), 4.40-4.31 (m, 2H), 3.45 (t, *J* = 7.0 Hz, 2H), 3.29-3.25 (m, 1H), 2.81-2.77 (m, 1H), 2.24 (t, *J* = 7.0 Hz, 2H),

1.77-1.74 (m, 2H), 1.39 (s, 9H); **LC-MS (ESI):** 98.4%; m/z 435.9 ($M^+ - (-CMe_3)$); (column: X Select CSH C-18, 50×3.0 mm, $3.5 \mu m$); RT 4.41 min; 0.05% TFA (aq.): ACN; 0.8 mL/min).

Step 7: Synthesis of (S)-4-(6-(4-fluorobenzyl)-1,3-dioxo-11,11a-dihydro-1H-imidazo[1',5':1,6]pyrido[3,4-b]indol-2(3H,5H,6H)-yl)butanoic acid:

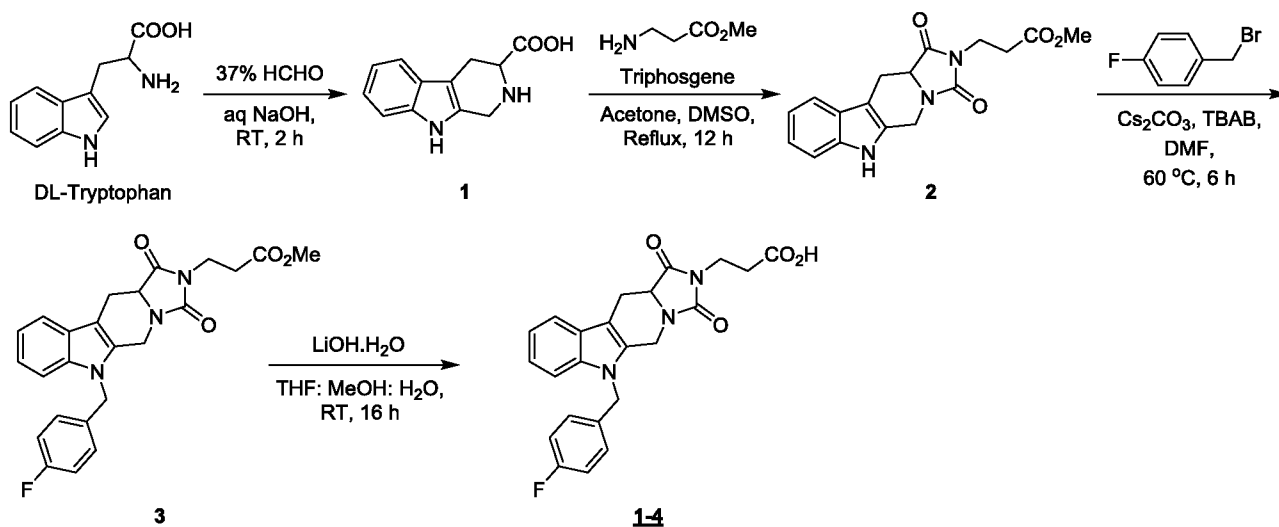
[00303] Compound **5** (90 mg, 0.18 mmol) was added to a solution of 4N HCl in 1,4-dioxane (4 mL) under inert atmosphere at RT and stirred for 2 h. The reaction was monitored by TLC; after completion of the reaction, the reaction mixture was diluted with ice-cold water (15 mL) and extracted with EtOAc (2 x 20 mL). The combined organic extracts were washed with water (15 mL), brine (15 mL), dried over Na_2SO_4 , filtered and concentrated under reduced pressure to obtain the crude. The crude was triturated with *n*-hexane (2 x 5 mL) to afford the title compound **1-2** (60 mg, 75%) as an off-white solid. **1H NMR (400 MHz, CD_3OD):** δ 7.54 (d, $J = 7.4$ Hz, 1H), 7.36 (d, $J = 7.8$ Hz, 1H), 7.16-6.98 (m, 6H), 5.35 (s, 2H), 4.95 (d, $J = 16.0$ Hz, 1H), 4.36-4.31 (m, 2H), 3.61 (t, $J = 7.0$ Hz, 2H), 3.37-3.33 (m, 1H), 2.88-2.81 (m, 1H), 2.33 (t, $J = 7.4$ Hz, 2H), 1.96-1.90 (m, 2H); **MS (ESI):** m/z 434.2 ($M - H$); **UPLC:** 95.8%; (column: Acquity BEH C-18 (50×2.1 mm, $1.7 \mu m$); RT 2.40 min; ACN: 0.025% TFA (aq); 0.5 mL/min; **Chiral HPLC:** 93.9%, $R_t = 14.21$ min (Chiralpak IA, 250×4.6 mm, $5 \mu m$); mobile phase (A) 0.1% TFA in *n*-Hexane, (B) THF:MeOH (80:20), (A:B = 75:25); flow rate: 1.0 mL/min); **ee:** 94.2%

Example 3: Synthesis of (R)-4-(6-(4-fluorobenzyl)-1,3-dioxo-11,11a-dihydro-1H-imidazo[1',5':1,6]pyrido[3,4-b]indol-2(3H,5H,6H)-yl)butanoic acid (1-3)



[00304] Following the procedure of Example 2 but using D-tryptophan in place of L-tryptophan, the title compound **1-3** was prepared as an off-white solid. **1H NMR** data is identical with **1-2** data; **MS (ESI):** m/z 436.3 ($M + H^+$); **UPLC:** 95.7%; (column: Acquity BEH C-18 (50×2.1 mm, $1.7 \mu m$); RT 2.39 min; ACN: 0.025% TFA (aq); 0.5 mL/min; **Chiral HPLC:** 96.5%, $R_t = 12.81$ min (Chiralpak IA, 250×4.6 mm, $5 \mu m$); mobile phase (A) 0.1% TFA in *n*-Hexane, (B) THF:MeOH (80:20), (A:B = 75:25); flow rate: 1.0 mL/min); **ee:** 100%

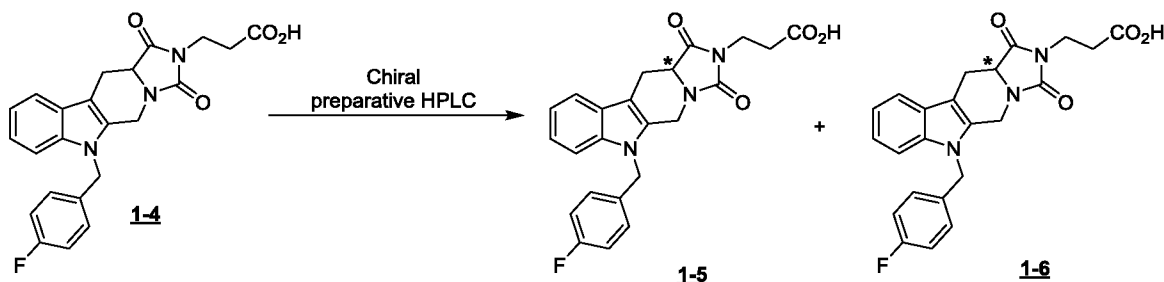
Example 4: Synthesis of 3-(6-(4-fluorobenzyl)-1,3-dioxo-11,11a-dihydro-1H-imidazo[1',5':1,6]pyrido[3,4-b]indol-2(3H,5H,6H)-yl)propanoic acid (1-4**)**



[00305] Following the procedure for Example 1 but using methyl 3-aminopropanoate in place of methyl 4-aminobutanoate in step 2, the title compound **1-4** was prepared as a pale yellow solid.

¹H NMR (400 MHz, CD₃OD): δ 7.52 (d, J = 8.0 Hz, 1H), 7.35 (d, J = 8.0 Hz, 1H), 7.18-7.01 (m, 6H), 5.34 (s, 2H), 4.95 (d, J = 16.0 Hz, 1H), 4.36-4.30 (m, 2H), 3.81 (d, J = 7.2 Hz, 2H), 3.38-3.31 (m, 1H), 2.84-2.77 (m, 1H), 2.67 (d, J = 7.2 Hz, 2H); **MS (ESI):** m/z 422.6 ($M+H^+$); **HPLC:** 85.5%; (column: Acquity BEH C-18 (50 x 2.1 mm, 1.7 μ); RT 2.37 min; ACN: 0.025% TFA (aq); 0.5 mL/min.

Example 5: Synthesis of 3-(6-(4-fluorobenzyl)-1,3-dioxo-11,11a-dihydro-1H-imidazo[1',5':1,6]pyrido[3,4-b]indol-2(3H,5H,6H)-yl)propanoic acid (1-5**; Enantiomer A) and 3-(6-(4-fluorobenzyl)-1,3-dioxo-11,11a-dihydro-1H-imidazo[1',5':1,6]pyrido[3,4-b]indol-2(3H,5H,6H)-yl)propanoic acid (**1-6**; Enantiomer B)**



Separation of two enantiomers from racemate **1-4:**

[00306] 120 mg of compound **1-4** (Example 4) with 97% HPLC purity was subjected to chiral preparative HPLC purification (column: Chiralpak IB, 250 x 20 mm; mobile phase (A): 0.1%

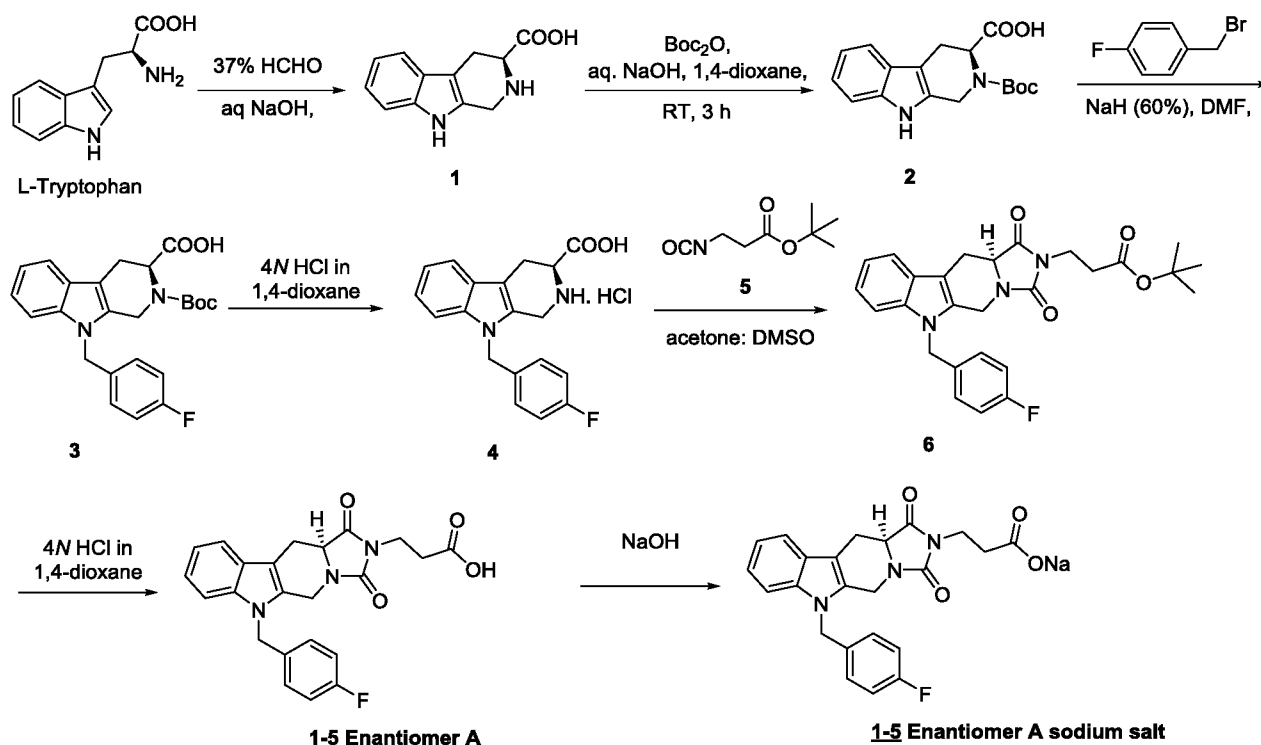
TFA in *n*-Hexane; mobile phase (B): CH₂Cl₂: MeOH (50: 50); eluent (A:B) = 80:20; flow rate: 15 mL/min) to afford Enantiomer A **1-5** (15 mg) and Enantiomer B **1-6** (13 mg).

[00307] Enantiomer A **1-5**: ¹H NMR (400 MHz, CD₃OD): Data is identical with the racemate **1-4**; MS (ESI): *m/z* 422.3 (M + H⁺); HPLC: 80.1%; (column: Acquity BEH C-18 (50 x 2.1 mm, 1.7 μ); RT 2.37 min; ACN: 0.025% TFA (Aq); 0.5 mL/min; Chiral HPLC: 83.0%; R_t = 14.18 min (Chiralpak IB, 250 x 4.6 mm, 5 μm); mobile phase (A) 0.1% TFA in *n*-Hexane (B) CH₂Cl₂: MeOH (50: 50) (A:B = 80:20); flow rate: 1.0 mL/min); *ee*: 100%.

[00308] This material is identical to the compound prepared from L-tryptophan following the procedure described in Example 2 but using tert-butyl β-alanine ester.HCl in place of *tert*-butyl 4-aminobutanoate hydrochloride in step 5.

[00309] Enantiomer B **1-6**: ¹H NMR (400 MHz, CD₃OD): Data is identical with the racemate **1-4**; MS (ESI): *m/z* 422.3 (M + H⁺); UPLC: 98.8%; (column: Acquity BEH C-18 (50 x 2.1 mm, 1.7 μ); RT 2.38 min; ACN: 0.025% TFA (Aq); 0.5 mL/min; Chiral HPLC: 98.9%, R_t = 16.74 min (Chiralpak IB, 250 x 4.6 mm, 5 μm); mobile phase (A) 0.1% TFA in *n*-Hexane (B) CH₂Cl₂: MeOH (50:50) (A:B = 80:20); flow rate: 1.0 mL/min); *ee*: 97.9%

Alternative preparation of (S)-3-(6-(4-fluorobenzyl)-1,3-dioxo-5,6,11,11a-tetrahydro-1H-imidazo [1',5':1,6]pyrido[3,4-b]indol-2(3H)-yl)propanoic acid (1-5; Enantiomer A):



Step 1: Synthesis of (S)-2,3,4,9-tetrahydro-1H-pyrido[3,4-b]indole-3-carboxylic acid (1):

[00310] Formaldehyde (37% aq. solution, 39.7 mL, 490 mmol) was added to a stirred solution of L-tryptophan (100.0 g, 490 mmol) in aqueous NaOH (19.6 g in 200 mL of H₂O, 490 mmol) and stirred for 2 hr. The mixture was heated to reflux and stirred for 3.5 hr. The mixture was cooled to 50 °C and carefully acidified to pH 5-6 with 6.0 M HCl_(aq) solution. The mixture was diluted with water (200 mL). The flask was removed from heat and cooled to room temperature. The precipitates filtered off and washed with water. The solids were resuspended in THF (800 mL), stirred at RT for 1 hr, and filtered to afford compound **1** (101.3 g, 95 %) as beige solid. ¹H NMR (300 MHz, DMSO-d₆): δ 10.93 (s, 1H), 8.88 (br s, 1H), 7.43 (d, 1H), 7.31 (d, 1H), 7.02 (t, 1H), 6.97 (t, 1H), 4.18 (q, 2H), 3.61-3.56 (m, 1H), 3.12 (dd, 1H), 2.83-2.75 (m, 1H); LC-MS [M + H⁺ 217].

Step 2: Synthesis of (S)-2-(tert-butoxycarbonyl)-2,3,4,9-tetrahydro-1H-pyrido[3,4-b]indole-3-carboxylic acid (2):

[00311] K₂CO₃ (129.5 g, 937 mmol) dissolved in water (470 mL) was poured into a stirred solution of (S)-2,3,4,9-tetrahydro-1H-pyrido[3,4-b]indole-3-carboxylic acid (**1**; 101.3 g, 468 mmol) and di-tert-butyl dicarbonate (122.7 g, 562 mmol) in THF (470 mL) at 0 °C. The reaction was stirred at room temperature overnight. The next day the THF was removed under reduced pressure and the remaining residue was carefully acidified to pH 3-4 with saturated citric acid solution. The precipitants filtered off and washed with water to afford compound **2** (143.5 g, 97 %) as a beige powder. ¹H NMR (300 MHz, DMSO-d₆): δ 12.75 (br s, 1H), 10.88 (s, 1/2H), 10.83 (s, 1/2H), 7.40 (d, 1H), 7.28-7.25 (m, 1H), 7.05 (t, 1H), 6.92 (t, 1H), 5.15-5.10 (m, 1H), 4.69 (t, 1H), 4.45-4.29 (m, 1H), 3.30-3.23 (m, 1H), 2.98-2.88 (m, 1H), 1.46 (s, 9 X 1/2H), 1.42 (s, 9 X 1/2H); LC-MS [M + H⁺ 317].

Step 3: Synthesis of (S)-2-(tert-butoxycarbonyl)-9-(4-fluorobenzyl)-2,3,4,9-tetrahydro-1H-pyrido[3,4-b]indole-3-carboxylic acid (3):

[00312] The acid **2** (20.0 g, 63.2 mmol) in DMF (630 mL) was degassed and the flask was cooled in ice water bath. NaH (60% in mineral oil; 7.8 g, 196.0 mmol) was slowly added portionwise over 45 min at 0 °C and stirred for 1 hr. 4-fluorobenzyl bromide (8.7 mL, 69.5 mmol) was added dropwise over 45 min at 0 °C and stirred for 1.5 hr. The reaction quenched with water. The mixture diluted with water (1.8 L) and washed with EtOAc (1 L). The aqueous layer was acidified to pH 3-4 with solid citric acid. The mixture extracted with EtOAc (3 x 300 mL). The combined organic extracts were washed with water (900 mL), brine (200 mL), dried over Na₂SO₄, filtered, and concentrated under reduced pressure. The crude was purified by silica gel column chromatography using 0-30 % EtOAc/Hexane to give a solid. The solid was washed

with 10 % CH₂Cl₂/hexane to afford the acid **3** (19.5 g, 72 %) as a white powder. ¹H NMR (300 MHz, DMSO-d₆): δ 12.81 (br s, 1H), 7.48-7.42 (m, 2H), 7.13-6.97 (m, 6H), 5.41-5.28 (m, 2H), 5.14-5.03 (m, 1H), 4.66-4.58 (m, 1H), 4.42-4.27 (m, 1H), 3.32-3.28 (m, 1H), 3.06-2.96 (m, 1H), 1.40 (s, 9 X 1/2H), 1.39 (s, 9 X 1/2H); LC-MS [M + H⁺ 425].

Step 4: Synthesis of (S)-9-(4-fluorobenzyl)-2,3,4,9-tetrahydro-1H-pyrido[3,4-b]indole-3-carboxylic acid (4):

[00313] The acid **3** (18.9 g, 44.5 mmol), 4M HCl in 1,4-dioxane solution (56 mL, 222.7 mmol), and 1,4-dioxane (85 mL) stirred at RT overnight. The reaction diluted with water (200 mL) and neutralized to pH 7 with Et₃N. Water (400 mL) was added and the mixture stirred for 30 min. The solid was collected by filtration and washed with water (300 mL) to afford the amino acid **4** (13.0 g, 90 %) as a pale yellow powder. ¹H NMR (300 MHz, DMSO-d₆): δ 8.95 (br s, 1H), 7.48 (d, 1H), 7.39 (d, 1H), 7.14-6.99 (m, 6H), 5.33 (s, 2H), 4.24 (d, 1H), 4.08 (d, 1H), 3.63-3.58 (m, 1H), 3.17-3.10 (m, 1H), 2.86-2.81 (m, 1H); LC-MS [M + H⁺ 325].

Step 5: Synthesis of tert-butyl 3-isocyanatopropionate (5):

[00314] β-Alanine tert-butyl ester hydrochloride (13.0, 71.6 mmol) in CH₂Cl₂ (240 mL) and saturated NaHCO_{3(aq)} solution (240 mL) was degassed and the flask was cooled in ice water bath. Triphosgene (21.2 g, 71.6 mmol) was added in one portion under inert atmosphere at 0 °C. The reaction stirred at 0 °C to RT over 2.5 hr. The reaction was diluted with water (500 mL) and poured into separatory funnel. The layers separated and the aqueous layer was extracted with CH₂Cl₂. The combined organic extracts were washed with brine, dried over Na₂SO₄, filtered, and concentrated under reduced pressure to obtain crude **5** (11.5 g) as a yellow liquid. This crude material was directly used for next reaction without purification. ¹H NMR (300 MHz, CDCl₃): δ 3.53 (t, 2H), 2.52 (t, 2H), 1.47 (s, 9H).

Step 6: Synthesis of tert-butyl (S)-3-(6-(4-fluorobenzyl)-1,3-dioxo-5,6,11,11a-tetrahydro-1H-imidazo[1',5':1,6]pyrido[3,4-b]indol-2(3H)-yl)propanoate (6):

[00315] The amino acid **4** (21.0 g, 64.7 mmol) and anhydrous DMA (260 mL) in 1 L round bottom flask equipped with condenser was degassed. tert-Butyl 3-isocyanatopropionate (**5**) (11.1 g, 64.7 mmol) was added and the mixture was heated to 100 °C overnight. The reaction cooled to room temperature and diluted with water (1.25 L) and brine (50 mL). The mixture extracted with EtOAc (3 x 300 mL). The combined organic extracts were washed with water (900 mL), brine (200 mL), dried over Na₂SO₄, filtered, and concentrated under reduced pressure. The crude material was purified through a silica gel column with 10 % EtOAc/CH₂Cl₂. The fractions concentrated under reduce pressure to provide a solid. The solid was washed with 10 % CH₂Cl₂/Hexane to afford the ester **6** (25.9 g, 84 %). ¹H NMR (300 MHz, DMSO-d₆): δ 7.54 (d,

1H), 7.47 (d, 1H), 7.16-7.02 (m, 6H), 5.42 (q, 2H), 4.88 (d, 1H), 4.41-4.30 (m, 2H), 3.62 (t, 2H), 3.31-3.23 (m, 1H), 2.77-2.68 (m, 1H), 1.34 (s, 9H); LC-MS [M + H⁺ 478].

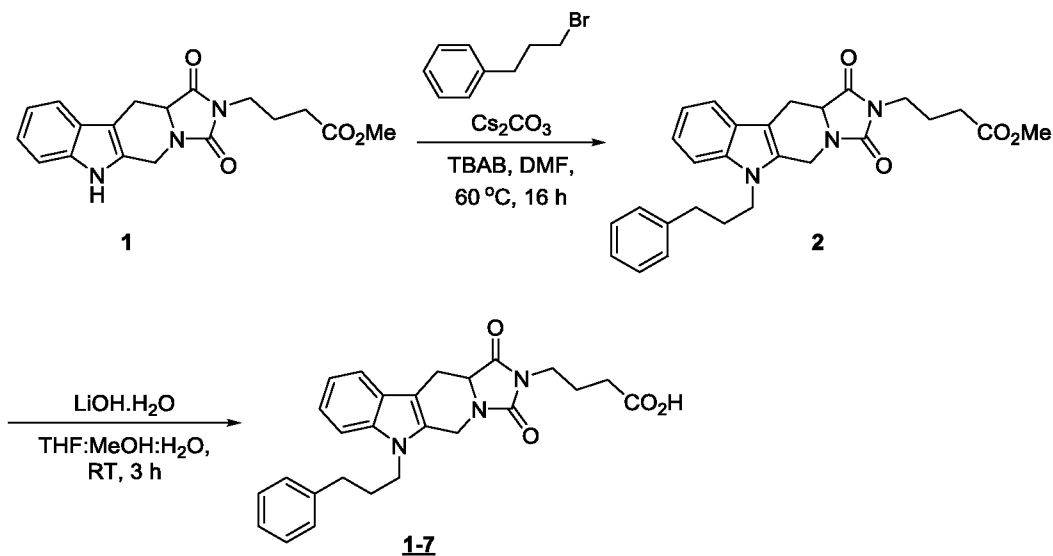
Step 7: Synthesis of (S)-3-(6-(4-fluorobenzyl)-1,3-dioxo-5,6,11,11a-tetrahydro-1H-imidazo [1',5':1,6]pyrido[3,4-b]indol-2(3H)-yl)propanoic acid (1-5; Enantiomer A):

[00316] The tert-butyl ester **6** (20.0 g, 41.9 mmol) was added to a solution of 4N HCl in 1,4-dioxane (100 mL) at RT and stirred for 6 hr. The reaction was diluted with ice-cold water (1 L) and extracted with EtOAc (2 x 150 mL). The combined organic extracts were washed with Na₂SO₄, filtered, and concentrated under reduced pressure to obtain the crude. The crude was purified by silica gel column chromatography using 0-70 % EtOAc/Hexane. The combined fractions were concentrated under reduced pressure to afford pale yellow foam (16.4 g). The foam was dissolved in isopropyl acetate (75 mL) and then ether (75 mL) was added. Pentane (10 mL) was added to the solution and sonicated until a precipitate formed. Pentane (100 mL) was added. The mixture stirred at RT for 1.5 hr. The solids filtered off and washed with isopropyl acetate: ether: pentane (150 mL, 1:1:1.5) to afford (S)-3-(6-(4-fluorobenzyl)-1,3-dioxo-5,6,11,11a-tetrahydro-1H-imidazo [1',5':1,6]pyrido[3,4-b]indol-2(3H)-yl)propanoic acid (**1-5**) (12.8 g, 72 %) as a white solid. ¹H NMR (300 MHz, DMSO-d₆): δ 12.37 (s, 1H), 7.54 (d, 1H), 7.48 (d, 1H), 7.15-7.02 (m, 6H), 5.42 (q, 2H), 4.89 (d, 1H), 4.40-4.30 (m, 2H), 3.65 (d, 2H), 3.32-3.22 (m, 1H), 2.79-2.70 (m, 1H), 2.56-2.54 (m, 2H); LC-MS [M + H⁺ 422].

Step 8: Synthesis of (S)-3-(6-(4-fluorobenzyl)-1,3-dioxo-5,6,11,11a-tetrahydro-1H-imidazo [1',5':1,6]pyrido[3,4-b]indol-2(3H)-yl)propanoic acid sodium salt (1-5 sodium salt):

[00317] (S)-3-(6-(4-fluorobenzyl)-1,3-dioxo-5,6,11,11a-tetrahydro-1H-imidazo[1',5':1,6]pyrido[3,4-b]indol-2(3H)-yl)propanoic acid (**1-5**) (40.35 g, 95.7 mmol) dissolved in tetrahydrofuran (960 mL) in 2 L round bottom flask equipped with addition funnel was degassed and cooled in ice water bath. 1M NaOH (86.2 mL, 86.2 mmol) was added dropwise over 3 hr at 0 °C. The solvent removed under reduce pressure to afford (S)-3-(6-(4-fluorobenzyl)-1,3-dioxo-5,6,11,11a-tetrahydro-1H-imidazo [1',5':1,6]pyrido[3,4-b]indol-2(3H)-yl)propanoic acid sodium salt (**1-5 sodium salt**; 42.4 g, 100 %) as a pale yellow solid. ¹H NMR (300 MHz, DMSO-d₆): δ 7.53 (d, 1H), 7.47 (d, 1H), 7.16-7.02 (m, 6H), 5.40 (q, 2H), 4.89 (d, 1H), 4.36-4.28 (m, 2H), 3.56-3.49 (m, 2H), 3.27-3.20 (m, 1H), 2.76-2.67 (m, 1H), 2.17-2.11 (m, 2H); LC-MS [M + H⁺ 422].

Example 6: Synthesis of 4-(1,3-dioxo-6-(3-phenylpropyl)-11,11a-dihydro-1H-imidazo[1',5':1,6]pyrido[3,4-b]indol-2(3H,5H,6H)-yl)butanoic acid (1-7)



Step 1: Synthesis of methyl 4-(1,3-dioxo-6-(3-phenylpropyl)-5,6,11,11a-tetrahydro-1H-imidazo [1',5':1,6]pyrido[3,4-*b*]indol-2(3H)-yl)butanoate (2):

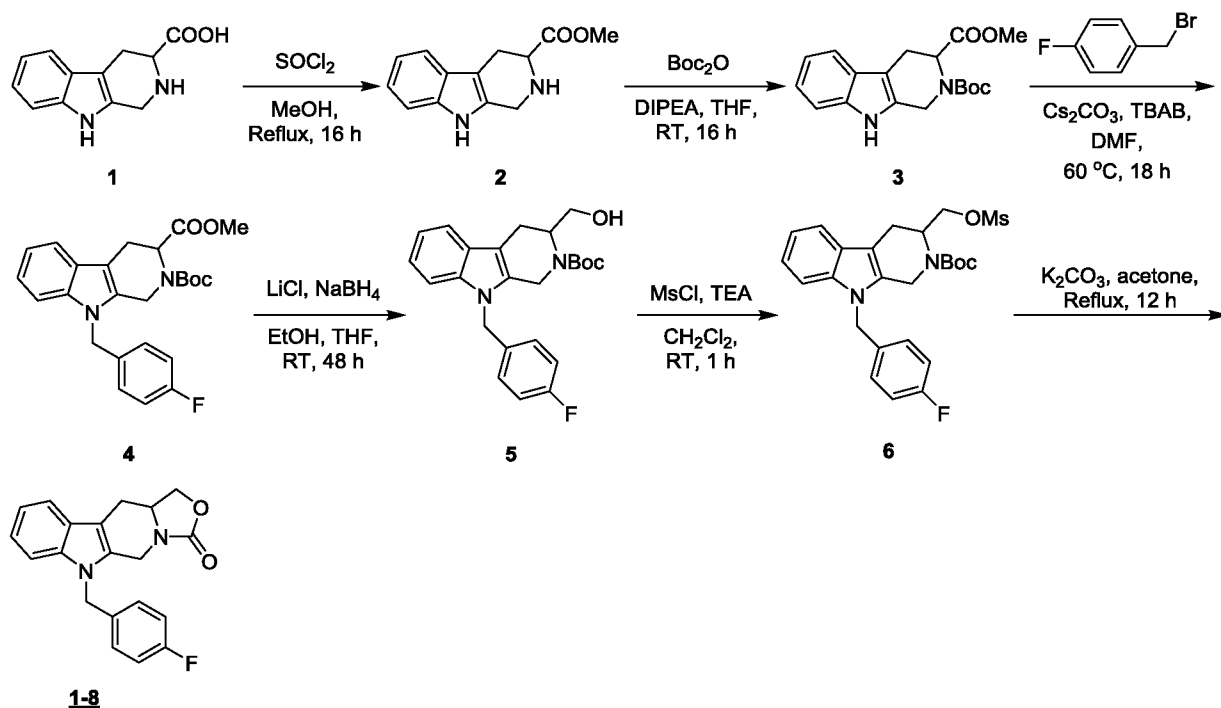
[00318] To a stirred solution of methyl 4-(1,3-dioxo-5,6,11,11a-tetrahydro-1H-imidazo [1',5':1,6]pyrido[3,4-*b*]indol-2(3H)-yl)butanoate **1** (Example 1, step 2; 100 mg, 0.29 mmol) in DMF (1 mL) under inert atmosphere were added Cs₂CO₃ (190 mg, 0.58 mmol), TBAB (4 mg, 0.014 mmol) and (3-bromopropyl)benzene (0.05 mL, 0.35 mmol) at RT; heated to 60 °C and stirred for 16 h. The reaction was monitored by TLC; after completion of the reaction, the reaction mixture was allowed to cool to RT, diluted with water (20 mL) and extracted with EtOAc (2 x 20 mL). The combined organic extracts were dried over Na₂SO₄, filtered and concentrated under reduced pressure to obtain the crude. The crude was purified through silica gel column chromatography using 7-10% EtOAc/Hexanes to afford compound **2** (22 mg, 16%) as yellow thick syrup. ¹H NMR (400 MHz, DMSO-*d*₆): δ 7.50 (d, *J* = 7.6 Hz, 1H), 7.37 (d, *J* = 7.6 Hz, 1H), 7.29-7.26 (m, 2H), 7.20-7.17 (m, 3H), 7.12 (t, *J* = 7.6 Hz, 1H), 7.02 (t, *J* = 7.6 Hz, 1H), 4.99 (d, *J* = 16.0 Hz, 1H), 4.44-4.37 (m, 2H), 4.13 (t, *J* = 7.2 Hz, 2H), 3.58 (s, 3H), 3.49 (t, *J* = 7.6 Hz, 2H), 3.29-3.24 (m, 1H), 2.77-2.75 (m, 1H), 2.65 (t, *J* = 7.6 Hz, 2H), 2.34 (t, *J* = 7.6 Hz, 2H), 2.01-1.97 (m, 2H), 1.82-1.78 (m, 2H); LC-MS (ESI): 89.2%; *m/z* 460.6 (M + H⁺); (column: X Select C-18, 50 × 3.0 mm, 3.5 μm); RT 4.04 min; 5 mM NH₄OAc: ACN; 0.8 mL/min).

Step 2: Synthesis of 4-(1,3-dioxo-6-(3-phenylpropyl)-11,11a-dihydro-1H-imidazo[1',5':1,6]pyrido[3,4-*b*]indol-2(3H,5H,6H)-yl)butanoic acid:

[00319] To a stirred solution of compound **2** (21 mg, 0.045 mmol) in THF:MeOH:H₂O (3:1:1, 2.5 mL) under inert atmosphere were added LiOH.H₂O (6 mg, 0.14 mmol) at 0 °C; warmed to RT and stirred for 3 h. The reaction was monitored by TLC; after completion of the reaction, the

reaction mixture was diluted with water (15 mL), acidified with 1N aqueous HCl solution to pH~2 and extracted with CH₂Cl₂ (2 x 20 mL). The combined organic extracts were dried over Na₂SO₄, filtered and concentrated under reduced pressure to obtain the crude. The crude was triturated with *n*-pentane (2 x 5 mL) to afford the title compound **1-7** (8 mg, 40%) as pale yellow solid. ¹H NMR (400 MHz, DMSO-*d*₆): δ 12.05 (br s, 1H), 7.50 (d, *J* = 7.6 Hz, 1H), 7.37 (d, *J* = 7.6 Hz, 1H), 7.28-7.26 (m, 2H), 7.23-7.13 (m, 4H), 7.03 (t, *J* = 7.6 Hz, 1H), 5.00 (d, *J* = 16.0 Hz, 1H), 4.44-4.36 (m, 2H), 4.13 (t, *J* = 6.8 Hz, 2H), 3.48 (t, *J* = 7.2 Hz, 2H), 3.27-3.23 (m, 1H), 2.77-2.73 (m, 1H), 2.65 (t, *J* = 7.2 Hz, 2H), 2.24 (t, *J* = 7.2 Hz, 2H), 1.97-1.94 (m, 2H), 1.80-1.76 (m, 2H); LC-MS (ESI): 85.71%; *m/z* 446.5 (M+H⁺); (column: X Select CSH C-18, 50 × 3.0 mm, 3.5 μm); RT 3.00 min; 5 mM NH₄OAc: ACN; 0.8 mL/min); UPLC: 88.2%; (column: Acquity BEH C-18 (50 x 2.1 mm, 1.7 μ); RT 2.59 min; ACN: 0.025% TFA (aq); 0.5 mL/min.

Example 7: Synthesis of 6-(4-fluorobenzyl)-5,6,11,11a-tetrahydrooxazolo[3',4':1,6]pyrido[3,4-b]indol-3(1H)-one (1-8)



Step 1: Synthesis of methyl 2,3,4,9-tetrahydro-1H-pyrido[3,4-b]indole-3-carboxylate (2):

[00320] To a stirred solution of 2,3,4,9-tetrahydro-1H-pyrido[3,4-b]indole-3-carboxylic acid **1** (Example 1, step 1; 4.0 g, 18.5 mmol) in MeOH (50 mL) under inert atmosphere was added thionyl chloride (10 mL) at RT; heated to reflux and stirred for 16 h. The reaction was monitored by TLC; after completion of the reaction, the volatiles were removed under reduced pressure. The residue was diluted with water (40 mL), pH was adjusted to ~9 using saturated aq. NaHCO₃ solution and extracted with EtOAc (2 x 40 mL). The combined organic extracts were washed

with brine (35 mL), dried over Na₂SO₄, filtered and concentrated under reduced pressure to obtain compound **2** (4.2 g, 99%) as a colorless syrup.

Step 2; Synthesis of 2-(tert-butyl) 3-methyl 1,3,4,9-tetrahydro-2H-pyrido[3,4-b]indole-2,3-dicarboxylate (3):

[00321] To a stirred solution of compound **2** (4.2 g, 18.3 mmol) in THF (30 mL) under inert atmosphere were added diisopropyl ethyl amine (3.18 mL, 18.3 mmol) and Boc-anhydride (3.58 mg, 16.4 mmol) at RT and stirred for 16 h. The reaction was monitored by TLC; after completion of the reaction, the reaction mixture was diluted with water (40 mL) and extracted with EtOAc (2 x 35 mL). The combined organic extracts were washed with brine (20 mL), dried over Na₂SO₄, filtered and concentrated under reduced pressure to obtain the crude. The crude was purified through silica gel column chromatography using 10-15% EtOAc/Hexanes to afford compound **3** (3.7 g, 61%) as a pale yellow oil. ¹H NMR (500 MHz, DMSO-*d*₆): δ 10.89 (s, 1/2H), 10.84 (s, 1/2H), 7.41 (d, *J* = 7.5 Hz, 1H), 7.29-7.27 (m, 1H), 7.04 (t, *J* = 7.5 Hz, 1H), 6.96 (t, *J* = 7.5 Hz, 1H), 5.27-5.14 (m, 1H), 4.77-4.70 (m, 1H), 4.44-4.30 (m, 1H), 3.57 (s, 3/2H), 3.56 (m, 3/2H), 3.28-3.26 (m, 1H), 3.03-2.97 (m, 1H), 1.48-1.43 (m, 9H); LC-MS (ESI): 94.6%; *m/z* 329.3 (M - H); (column: X Select C-18, 50 × 3.0 mm, 3.5 μm); RT 3.80 min; 5 mM NH₄OAc: ACN; 0.8 mL/min).

Step 3: Synthesis of 2-(tert-butyl) 3-methyl 9-(4-fluorobenzyl)-1,3,4,9-tetrahydro-2H-pyrido[3,4-b]indole-2,3-dicarboxylate (4):

[00322] To a stirred solution of compound **3** (3.7 g, 11.2 mmol) in DMF (25 mL) under inert atmosphere were added 4-fluorobenzyl bromide (2.1 mL, 16.8 mmol), Cs₂CO₃ (7.28 g, 22.4 mmol) and TBAB (181 mg, 0.56 mmol) at RT; heated to 60 °C and stirred for 18 h. The reaction was monitored by TLC; after completion of the reaction, the reaction mixture was cooled to rt, diluted with cold water (40 mL) and extracted with EtOAc (2 x 30 mL). The combined organic extracts were washed with brine (30 mL), dried over Na₂SO₄, filtered and concentrated under reduced pressure to obtain the crude. The crude was purified through silica gel column chromatography using 10-15% EtOAc/Hexanes to afford 3.65 g of compound **4** with 63% purity. This material was directly taken for next step without further purification.

Step 4: Synthesis of tert-butyl 9-(4-fluorobenzyl)-3-(hydroxymethyl)-1,3,4,9-tetrahydro-2H-pyrido[3,4-b]indole-2-carboxylate (5):

To a stirred solution of anhydrous LiCl (767 mg, 18.26 mmol) in EtOH (15 mL) under inert atmosphere was added NaBH₄ (694 mg, 18.26 mmol) at 0 °C; warmed to RT and stirred for 1 h. To this, compound **4** (1.6 g) in anhydrous THF (20 mL) was added at 0 °C; warmed to RT and stirred for 48 h. The reaction was monitored by TLC; after completion of the reaction, the

volatiles were removed under reduced pressure. The residue was diluted with water (30 mL) and extracted with EtOAc (3 x 20 mL). The combined organic extracts were washed with brine (25 mL), dried over Na₂SO₄, filtered and concentrated under reduced pressure to obtain the crude. The crude was purified through silica gel column chromatography using 15-20% EtOAc/Hexanes to afford compound **5** (997 mg) as colorless viscous oil. ¹H NMR (500 MHz, DMSO-*d*₆): δ 7.45 (d, *J* = 7.5 Hz, 2H), 7.14-7.01 (m, 6H), 5.36-5.29 (m, 2H), 4.79 (t, *J* = 5.5 Hz, 2H), 4.56-4.51 (m, 1H), 4.04-4.01 (m, 2H), 2.85-2.81 (m, 2H), 1.43-1.36 (m, 9H); LC-MS (ESI): 97.02%; *m/z* 411.5 (M + H⁺); (column: X Select C-18, 50 × 3.0 mm, 3.5 μm); RT 4.33 min; 5 mM NH₄OAc: ACN; 0.8 mL/min).

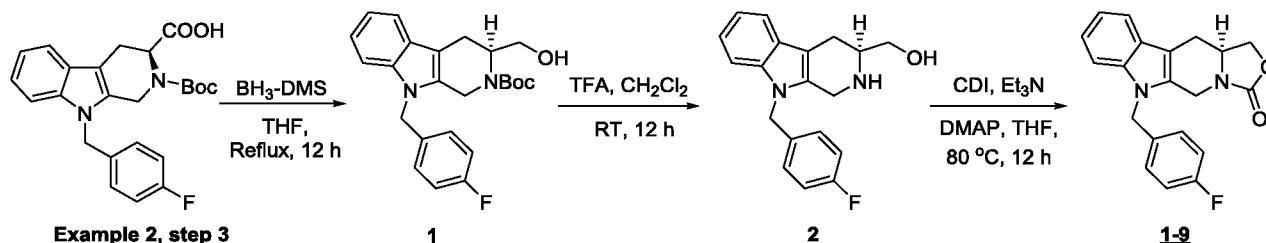
Step 5: Synthesis of *tert*-butyl 9-(4-fluorobenzyl)-3-(((methylsulfonyl)oxy)methyl)-1,3,4,9-tetrahydro-2*H*-pyrido[3,4-*b*]indole-2-carboxylate (6):

[00323] To a stirred solution of compound **5** (150 mg, 0.36 mmol) in CH₂Cl₂ (8 mL) under inert atmosphere were added Et₃N (0.13 mL, 0.91 mmol), methane sulfonyl chloride (0.03 mL, 0.36 mmol) drop wise for 2 min at RT and stirred for 1 h. The reaction was monitored by TLC; after completion of the reaction, the reaction mixture was diluted with water (20 mL) and extracted with CH₂Cl₂ (2 x 20 mL). The combined organic extracts were washed with brine (20 mL), dried over Na₂SO₄, filtered and concentrated under reduced pressure to obtain the crude compound **6** (130 mg, crude) as pale yellow semi-solid. The crude was carried to the next step without further purification.

Step 6: Synthesis of 6-(4-fluorobenzyl)-5,6,11,11a-tetrahydrooxazolo[3',4':1,6]pyrido[3,4-*b*]indol-3(1*H*)-one:

[00324] To a stirred solution of compound **6** (130 mg, 0.26 mmol) in acetone (10 mL) under inert atmosphere were added potassium carbonate (220 mg, 1.59 mmol) at RT; heated to reflux and stirred for 12 h. The reaction was monitored by TLC; after completion of the reaction, the volatiles were removed under reduced pressure. The residue was diluted with water (20 mL) and extracted with EtOAc (2 x 20 mL). The combined organic extracts were dried over Na₂SO₄, filtered and concentrated under reduced pressure to obtain the crude. The crude was purified through silica gel column chromatography using 20-30% EtOAc/Hexanes to afford the title compound **1-8** (40 mg, 45%) as an off-white solid. ¹H NMR (400 MHz, CD₃OD): δ 7.49 (d, *J* = 7.6 Hz, 1H), 7.33 (d, *J* = 8.4 Hz, 1H), 7.16-7.12 (m, 1H), 7.09-6.98 (m, 5H), 5.33 (s, 2H), 4.74-4.64 (m, 2H), 4.32-4.27 (m, 2H), 4.18-4.10 (m, 1H), 3.17-3.12 (m, 1H), 2.79-2.72 (m, 1H); MS (ESI): *m/z* 336.9 (M⁺); UPLC: 99.2%; (column: Acquity BEH C-18 (50 x 2.1 mm, 1.7 μm); RT 2.53 min; ACN: 0.025% TFA (aq); 0.5 mL/min).

Example 8: Synthesis of (*S*)-6-(4-fluorobenzyl)-5,6,11,11a-tetrahydrooxazolo[3',4':1,6]pyrido[3,4-*b*]indol-3(1*H*)-one (1-9)



Step 1: Synthesis of *tert*-butyl (*S*)-9-(4-fluorobenzyl)-3-(hydroxymethyl)-1,3,4,9-tetrahydro-2*H*-pyrido[3,4-*b*]indole-2-carboxylate (1):

[00325] To a stirred solution of (*S*)-2-(*tert*-butoxycarbonyl)-9-(4-fluorobenzyl)-2,3,4,9-tetrahydro-1*H*-pyrido[3,4-*b*]indole-3-carboxylic acid (Example 2, step 3; 500 mg, 1.17 mmol) in dry THF (20 mL) under inert atmosphere was added $\text{BH}_3\cdot\text{DMS}$ (5*M* in ether, 0.75 mL, 3.53 mmol) at 0 °C; heated to 80 °C and stirred for 12 h. The reaction was monitored by TLC; after completion of the reaction, the reaction mixture was quenched with ice-cold water (20 mL) and extracted with EtOAc (2 x 30 mL). The combined organic extracts were dried over Na_2SO_4 , filtered and concentrated under reduced pressure to obtain the crude. The crude was purified through silica gel column chromatography using 10-15% EtOAc/Hexanes to afford **1** (370 mg, 77%) as an off-white solid. $^1\text{H NMR}$ (400 MHz, CDCl_3): δ 7.51 (d, $J = 7.2$ Hz, 1H), 7.16 (d, $J = 7.6$ Hz, 1H), 7.12-7.10 (m, 2H), 6.99-6.95 (m, 4H), 5.20 (br s, 2H), 4.82-4.76 (m, 2H), 4.14-4.09 (m, 1H), 3.60-3.58 (m, 2H), 3.06-3.00 (m, 1H), 2.82-2.78 (m, 1H), 1.47 (s, 9H); **LC-MS (ESI)**: 95.8%; m/z 411.3 ($\text{M} + \text{H}^+$); (column: X Select CSH C-18, 50 x 3.0 mm, 3.5 μm); RT 4.10 min; 5 mM NH_4OAc : ACN; 0.8 mL/min); **UPLC**: 93.4%; (column: Eclipse-XDB-C18 (150 x 4.6 mm, 5 μm); RT 11.69 min; ACN: 5 mM NH_4OAc ; 1.0 mL/min; **Chiral HPLC**: 95.6%, $R_t = 5.13$ min (Chiralpak IA, 250 x 4.6 mm, 5 μm); mobile phase (A) 0.1% DEA in *n*-Hexane (B) CH_2Cl_2 :MeOH (50:50); (A:B = 80:20); flow Rate: 1.0 mL/min).

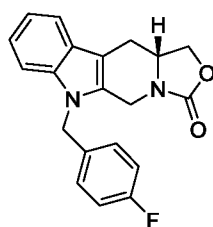
Step 2: Synthesis of (*S*)-(9-(4-fluorobenzyl)-2,3,4,9-tetrahydro-1*H*-pyrido[3,4-*b*]indol-3-yl) methanol (2):

[00326] To a stirred solution of **1** (130 mg, 0.31 mmol) in CH_2Cl_2 (10 mL) under inert atmosphere was added TFA (0.5 mL) at 0 °C; warmed to RT and stirred for 12 h. The reaction was monitored by TLC; after completion of the reaction, the volatiles were removed under reduced pressure to afford compound **1** (150 mg) as yellow oil. The obtained material was taken for next reaction without purification.

Step 3: Synthesis of (S)-6-(4-fluorobenzyl)-5,6,11,11a-tetrahydrooxazolo[3',4':1,6]pyrido[3,4-b]indol-3(1H)-one (1-9):

[00327] To a stirred solution of compound **2** (75 mg, 0.24 mmol) in dry THF (20 mL) were added CDI (39 mg, 0.24 mmol), Et₃N (73 mg, 0.72 mmol) and DMAP (5.9 mg, 0.04 mmol) at 0 °C under inert atmosphere; heated to 80 °C and stirred for 12 h. The reaction was monitored by TLC; after completion of the reaction, the reaction mixture was diluted with water (15 mL) and extracted with EtOAc (2 x 20 mL). The combined organic extracts were dried over Na₂SO₄, filtered and concentrated under reduced pressure to obtain the crude. The crude was purified through silica gel column chromatography using 15-20% EtOAc/Hexanes to afford the title compound **1-9** (12 mg, 15%) as colorless oil. **¹H NMR (400 MHz, CDCl₃):** δ 7.51 (d, *J* = 7.6 Hz, 1H), 7.28 (d, *J* = 8.0 Hz, 1H), 7.23-7.13 (m, 2H), 6.98-6.96 (m, 4H), 5.26 (q, *J* = 16.8 Hz, 2H), 4.80 (d, *J* = 16.0 Hz, 1H), 4.65 (t, *J* = 8.0 Hz, 1H), 4.27-4.20 (m, 2H), 4.11-4.04 (m, 1H), 3.16-3.11 (m, 1H), 2.85-2.79 (m, 1H); **LC-MS (ESI):** 99.0%; *m/z* 337.3 (M + H⁺); (column: X Select CSH C-18, 50 × 3.0 mm, 3.5 μm); RT 4.47 min; 5 mM NH₄OAc: ACN; 0.8 mL/min); **UPLC:** 94.2%; (column: Acquity BEH C-18 (50 x 2.1 mm, 1.7 μ); RT 2.53 min; ACN:0.025% TFA (aq); 0.5 mL/min; **Chiral HPLC:** 85.1%, R_t = 10.47 min (Chiralpak IA, 250 x 4.6 mm, 5 μ); mobile phase (A) 0.1% DEA in *n*-Hexane, (B) CH₂Cl₂:MeOH (50:50); (A:B = 80:20); flow Rate: 1.0 mL/min); *ee* = 100%.

Example 9: Synthesis of (R)-6-(4-fluorobenzyl)-5,6,11,11a-tetrahydrooxazolo[3',4':1,6]pyrido[3,4-b]indol-3(1H)-one (1-10)

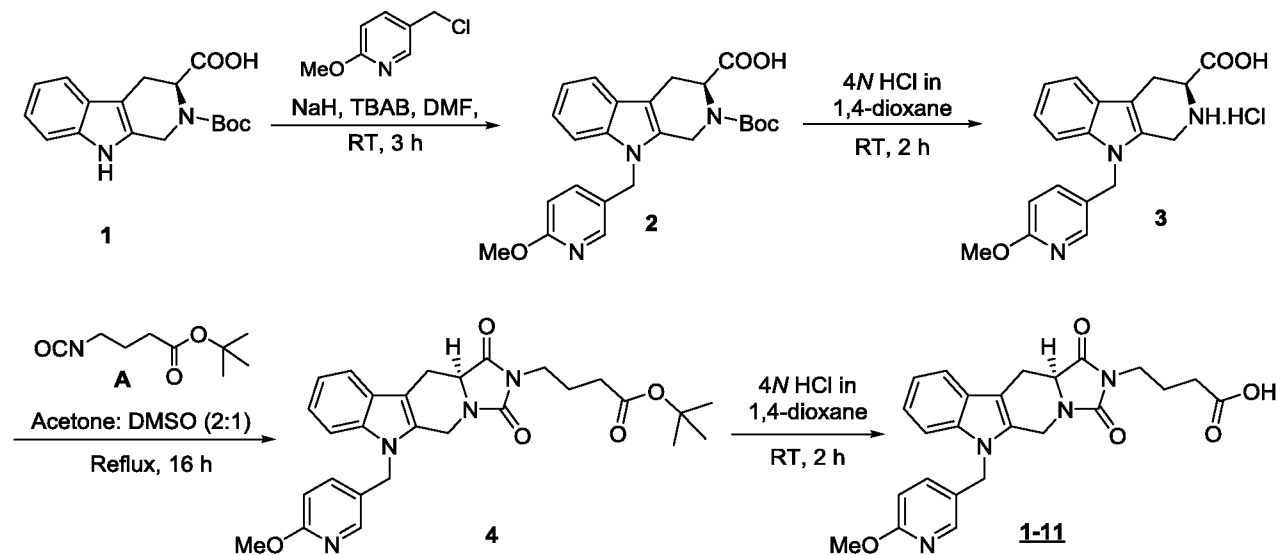


1-10

[00328] Following the procedure of Example 8 but using (*R*)-2-(tert-butoxycarbonyl)-9-(4-fluorobenzyl)-2,3,4,9-tetrahydro-1*H*-pyrido[3,4-*b*]indole-3-carboxylic acid in place of (*S*)-2-(tert-butoxycarbonyl)-9-(4-fluorobenzyl)-2,3,4,9-tetrahydro-1*H*-pyrido[3,4-*b*]indole-3-carboxylic acid in Step 1, the title compound **1-10** was prepared as an off-white solid. **¹H NMR (400 MHz, CD₃OD):** δ 7.49 (d, *J* = 8.0 Hz, 1H), 7.33 (d, *J* = 8.0 Hz, 1H), 7.16-7.12 (m, 1H), 7.09-6.97 (m, 5H), 5.32 (s, 2H), 4.73-4.63 (m, 2H), 4.31-4.25 (m, 2H), 4.16-4.09 (m, 1H), 3.16-3.11 (m, 1H), 2.77-2.70 (m, 1H); **LC-MS (ESI):** 95.0%; *m/z* 337.3 (M + H⁺); (column: X Select CSH C-18, 50 × 3.0 mm, 3.5 μm); RT 4.47 min; 5 mM NH₄OAc: ACN; 0.8 mL/min); **HPLC:** 97.4%; (column:

Eclipse-XDB-C18 (150x4.6 mm, 5 μ m); RT 10.83 min; ACN: 5 mM NH₄OAc (aq); 1.0 mL/min; **Chiral HPLC**: 96.3%, Rt = 11.17 min (Chiralpak IA, 250 x 4.6 mm, 5 μ); mobile phase (A) 0.1% DEA in n-Hexane (B) CH₂Cl₂:MeOH (50:50); (A:B = 80:20); flow Rate: 1.0 mL/min); *ee* = 100%.

Example 10: Synthesis of (S)-4-(6-(((6-methoxypyridin-3-yl)methyl)-1,3-dioxo-11,11a-dihydro-1H-imidazo[1',5':1,6]pyrido[3,4-b]indol-2(3H,5H,6H)-yl)butanoic acid (1-11)



Step 1: Synthesis of (S)-2-(tert-butoxycarbonyl)-9-((6-methoxypyridin-3-yl)methyl)-2,3,4,9-tetrahydro-1H-pyrido[3,4-b]indole-3-carboxylic acid (2):

[00329] A solution of (S)-2-(tert-butoxycarbonyl)-2,3,4,9-tetrahydro-1H-pyrido[3,4-b]indole-3-carboxylic acid (1) (Example 2, step 2; 1.0 g, 3.16 mmol) in DMF (5 mL) was added to NaH (60% in mineral oil; 278 mg, 6.95 mmol) in DMF (15 mL) at 0 °C under inert atmosphere and stirred for 30 min. To this, 5-(chloromethyl)-2-methoxypyridine (596 mg, 3.79 mmol) was added at 0 °C; warmed to RT, added TBAB (25 mg) and stirred for 3 h. The reaction was monitored by TLC; after completion of the reaction, the reaction mixture was quenched with ice-cold water (20 mL) and extracted with EtOAc (2 x 30 mL). The combined organic extracts were dried over Na₂SO₄, filtered and concentrated under reduced pressure to obtain the crude. The crude was purified through silica gel column chromatography using 30-40% EtOAc/Hexanes to afford compound 2 (1.2 g, 86%) as pale brown oil. ¹H NMR (500 MHz, DMSO-*d*₆): δ 12.83 (br s, 1H), 7.95 (s, 1/2H), 7.91 (s, 1/2H), 7.52-7.47 (m, 2H), 7.34-7.30 (m, 1H), 7.11 (t, *J* = 7.5 Hz, 1H), 7.03 (t, *J* = 7.5 Hz, 1H), 6.73 (d, *J* = 8.0 Hz, 1H), 5.37-5.25 (m, 2H), 5.14-5.05 (m, 1H), 4.75-6.68 (m, 1H), 4.49-4.36 (m, 1H), 3.79 (s, 3H), 3.39-3.35 (m, 1H), 3.00-2.94 (m, 1H), 1.43 (s,

9H); **MS (ESI):** m/z 436.2 (M - H⁻); **HPLC:** 99.0%; (column: Eclipse-XDB-C18 (150 x 4.6 mm, 5 μ m); RT 7.95 min; ACN: 5 mM NH₄OAc (aq); 1.0 mL/min).

Step 2: Synthesis of (S)-9-((6-methoxypyridin-3-yl)methyl)-2,3,4,9-tetrahydro-1H-pyrido[3,4-b]indole-3-carboxylic acid hydrochloride (3):

[00330] Compound **2** (150 mg, 0.34 mmol) was dissolved in 4N HCl in 1,4-dioxane solution (4 mL) under inert atmosphere and stirred at RT for 2 h. The reaction was monitored by TLC; after completion of the reaction, the reaction mixture was diluted with EtOAc (20 mL). The obtained solid was filtered, washed with EtOAc (2 x 10 mL) and dried under reduced pressure to afford compound **2** (100 mg, 78%) as pale brown solid. **¹H NMR (400 MHz, DMSO-*d*₆):** δ 14.20 (br s, 1H), 10.03 (br s, 2H), 7.98 (s, 1H), 7.57-7.54 (m, 2H), 7.41 (d, J = 7.2 Hz, 1H), 7.18 (t, J = 7.2 Hz, 1H), 7.07 (d, J = 7.2 Hz, 1H), 6.75 (d, J = 8.0 Hz, 1H), 5.36 (s, 2H), 4.56-4.51 (m, 2H), 4.38-4.34 (m, 1H), 3.79 (s, 3H), 3.37-3.32 (m, 1H), 3.08-3.05 (m, 1H); **LC-MS (ESI):** 95.8%; m/z 338.3 (M + H⁺); (column: X Select C-18, 50 x 3.0 mm, 3.5 μ m); RT 3.02 min; 5 mM Aq. NH₄OAc: ACN; 0.8 mL/min).

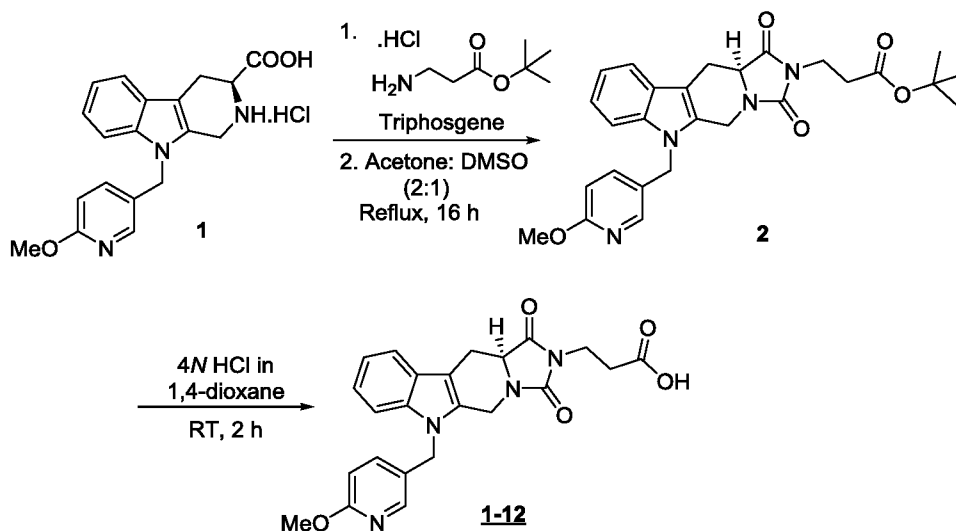
Step 3: Synthesis of *tert*-butyl (S)-4-(6-((6-methoxypyridin-3-yl)methyl)-1,3-dioxo-5,6,11,11a-tetrahydro-1H-imidazo[1',5':1,6]pyrido[3,4-b]indol-2(3H)-yl)butanoate (4):

[00331] To a stirred solution of compound **3** (100 mg, 0.26 mmol) in acetone:DMSO (2:1, 7.5 mL) under inert atmosphere was added *tert*-butyl 4-isocyanatobutanoate (**A**) (100 mg) at RT; heated to reflux and stirred for 16 h. The reaction was monitored by TLC; after completion of the reaction, the reaction mixture was diluted with water (10 mL) and extracted with EtOAc (2 x 25 mL). The combined organic extracts were washed with saturated bicarbonate solution (20 mL), brine (20 mL), dried over Na₂SO₄, filtered and concentrated under reduced pressure to obtain the crude. The crude was purified through silica gel column chromatography using 20-30% EtOAc/Hexanes to afford compound **4** (50 mg, 38%) as pale brown solid. **¹H NMR (500 MHz, DMSO-*d*₆):** δ 8.02 (s, 1H), 7.58-7.56 (m, 2H), 7.39 (d, J = 8.0 Hz, 1H), 7.16 (t, J = 8.0 Hz, 1H), 7.04 (t, J = 8.0 Hz, 1H), 6.76 (d, J = 8.5 Hz, 1H), 5.39 (q, J = 14.5 Hz, 2H), 4.98 (d, J = 16.0 Hz, 1H), 4.39-4.37 (m, 2H), 3.78 (s, 3H), 3.45 (t, J = 7.0 Hz, 2H), 3.26-3.21 (m, 1H), 2.78-2.76 (m, 1H), 2.23 (t, J = 7.5 Hz, 2H), 1.77-1.73 (m, 2H), 1.37 (s, 9H); **LC-MS (ESI):** 97.2%; m/z 505.6 (M + H⁺); (column: X Select CSH C-18, 50 x 3.0 mm, 3.5 μ m); RT 4.13 min; 5 mM Aq. NH₄OAc: ACN; 0.8 mL/min); **Chiral HPLC:** 89.9%, (Chiralpak IA, 250 x 4.6 mm, 5 μ m); mobile phase (A) 0.1% TFA in *n*-Hexane, (B) THF:MeOH (80:20), (A:B = 75:25); flow rate: 1.0 mL/min).

Step 4: Synthesis of (*S*)-4-(6-((6-methoxypyridin-3-yl)methyl)-1,3-dioxo-11,11a-dihydro-1H-imidazo[1',5':1,6]pyrido[3,4-b]indol-2(3H,5H,6H)-yl)butanoic acid (1-11**):**

[00332] Compound **3** (50 mg, 0.09 mmol) was dissolved in a solution of 4*N* HCl in 1,4-dioxane (2 mL) under inert atmosphere and stirred at RT for 2 h. The reaction was monitored by TLC; after completion of the reaction, the reaction mixture was diluted with ice-cold water (15 mL) and extracted with EtOAc (2 x 15 mL). The combined organic extracts were dried over Na₂SO₄, filtered and concentrated under reduced pressure to obtain the crude. The crude was triturated with *n*-hexane (2 x 5 mL) to afford the title compound **1-11** (30 mg, 74%) as pale brown solid. **¹H NMR (500 MHz, CD₃OD):** δ 7.98 (s, 1H), 7.86 (d, *J* = 8.0 Hz, 1H), 7.58 (d, *J* = 7.5 Hz, 1H), 7.41 (d, *J* = 8.0 Hz, 1H), 7.28 (d, *J* = 8.0 Hz, 1H), 7.22 (t, *J* = 7.5 Hz, 1H), 7.15 (t, *J* = 8.0 Hz, 1H), 5.46-5.43 (m, 2H), 5.04 (d, *J* = 16.0 Hz, 1H), 4.46-4.37 (m, 2H), 4.08 (s, 3H), 3.64-3.62 (m, 2H), 3.39-3.36 (m, 1H), 2.86-2.82 (m, 1H), 2.40-2.37 (t, *J* = 7.5 Hz, 2H), 1.97-1.95 (m, 2H); **MS (ESI):** *m/z* 449.4 (*M* + *H*⁺); **UPLC:** 88.3%; (column: Acquity BEH C-18 (50 x 2.1 mm, 1.7 μ); RT 2.18 min; ACN: 0.025% TFA (aq); 0.5 mL/min; **Chiral HPLC:** 80.6%, *R*_t = 15.68 min (Chiralpak IA, 250 x 4.6 mm, 5 μ m); mobile phase (A) 0.1% TFA in *n*-Hexane, (B) THF:MeOH (80:20), (A:B = 75:25); flow rate: 1.0 mL/min).

Example 11: Synthesis of (*S*)-3-(6-((6-methoxypyridin-3-yl)methyl)-1,3-dioxo-11,11a-dihydro-1H-imidazo[1',5':1,6]pyrido[3,4-b]indol-2(3H,5H,6H)-yl)propanoic acid (1-12**)**



Step 1: Synthesis of *tert*-butyl (*S*)-3-(6-((6-methoxypyridin-3-yl)methyl)-1,3-dioxo-5,6,11,11a-tetrahydro-1H-imidazo[1',5':1,6]pyrido[3,4-b]indol-2(3H)-yl)propanoate (2**):**

[00333] To a stirred solution of *tert*-butyl 3-aminopropanoate hydrochloride (200 mg, 1.10 mmol) in CH₂Cl₂ (10 mL), saturated NaHCO₃ solution (10 mL) under inert atmosphere was added triphosgene (130 mg, 0.44 mmol) at 0 °C and stirred for 1 h. The reaction was monitored

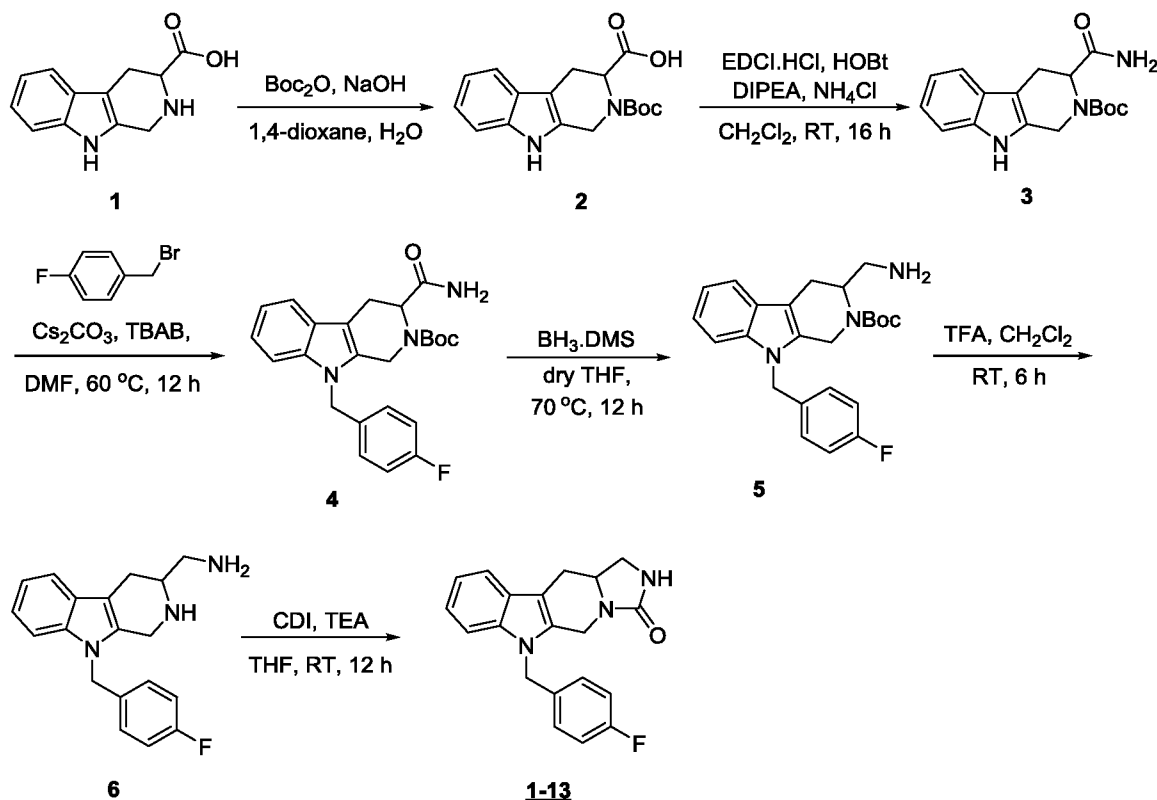
by TLC; after completion of the reaction, the reaction mixture was diluted with water (25 mL) and extracted with CH₂Cl₂ (2 x 25 mL). The combined organic extracts were washed with brine (20 mL), dried over Na₂SO₄, filtered and concentrated under reduced pressure to obtain 150 mg of isocyanate compound as pale brown syrup. **¹H NMR (500 MHz, DMSO-*d*₆):** δ 3.48 (t, *J* = 6.5 Hz, 2H), 2.54 (t, *J* = 6.5 Hz, 2H), 1.40 (s, 9H).

[00334] To a stirred solution of compound **1** (Example 11, step 2; 150 mg, 0.40 mmol) in acetone:DMSO (2:1, 10.5 mL) under inert atmosphere was added the isocyanate (150 mg) at RT; heated to reflux and stirred for 16 h. The reaction was monitored by TLC; after completion of the reaction, the reaction mixture was diluted with water (25 mL) and extracted with EtOAc (2 x 30 mL). The combined organic extracts were washed with brine (20 mL), dried over Na₂SO₄, filtered and concentrated under reduced pressure to obtain the crude. The crude was purified through silica gel column chromatography using 20% EtOAc/Hexanes to afford compound **2** (40 mg, 20%) as an off-white solid. **¹H NMR (500 MHz, DMSO-*d*₆):** δ 8.00 (s, 1H), 7.55-7.53 (m, 2H), 7.38 (d, *J* = 8.0 Hz, 1H), 7.15 (t, *J* = 7.5 Hz, 1H), 7.07 (t, *J* = 8.5 Hz, 1H), 6.75 (d, *J* = 8.5 Hz, 1H), 5.38 (q, *J* = 14.5 Hz, 2H), 4.98 (d, *J* = 16.5 Hz, 1H), 4.42-4.39 (m, 2H), 3.80 (s, 3H), 3.65 (t, *J* = 7.0 Hz, 2H), 3.36-3.32 (m, 1H), 2.76-2.72 (m, 1H), 2.56-2.54 (m, 2H), 1.36 (m, 9H); **LC-MS (ESI):** 98.2%; *m/z* 491.6 (M + H⁺); (column: X Select CSH C-18, 50 x 3.0 mm, 3.5 μ m); RT 4.02 min; 5 mM NH₄OAc: ACN; 0.8 mL/min).

Step 2: Synthesis of (S)-3-(6-((6-methoxypyridin-3-yl)methyl)-1,3-dioxo-11,11a-dihydro-1H-imidazo[1',5':1,6]pyrido[3,4-b]indol-2(3H,5H,6H)-yl)propanoic acid (1-12):

[00335] A solution of compound **2** (40 mg, 0.08 mmol) in 4*N* HCl in 1,4-dioxane (2 mL) was stirred at RT for 2 h under inert atmosphere. The reaction was monitored by TLC; after completion of the reaction, the reaction mixture was diluted with ice-cold water (10 mL) and extracted with EtOAc (2 x 15 mL). The combined organic extracts were washed with water (10 mL), brine (10 mL), dried over Na₂SO₄, filtered and concentrated under reduced pressure to obtain the crude. The crude was triturated with *n*-pentane (2 x 5 mL) to afford the title compound **1-12** (20 mg, 57%) as an off-white solid. **¹H NMR (400 MHz, CD₃OD):** δ 7.90 (s, 1H), 7.53 (d, *J* = 7.6 Hz, 1H), 7.42 (d, *J* = 8.0 Hz, 1H), 7.39 (d, *J* = 7.6 Hz, 1H), 7.17 (t, *J* = 7.6 Hz, 1H), 7.09 (t, *J* = 7.6 Hz, 1H), 6.70 (d, *J* = 8.0 Hz, 1H), 5.32 (s, 2H), 5.03 (d, *J* = 16.0 Hz, 1H), 4.39-4.34 (m, 2H), 3.85 (s, 3H), 3.81 (t, *J* = 7.2 Hz, 2H), 3.37-3.32 (m, 1H), 2.84-2.79 (m, 1H), 2.67 (t, *J* = 7.2 Hz, 2H); **MS (ESI):** *m/z* 435.3 (M + H⁺); **UPLC:** 97.7%; (column: Acquity BEH C-18 (50 x 2.1 mm, 1.7 μ m); RT 2.15 min; ACN: 0.025% TFA (aq); 0.5 mL/min; **Chiral HPLC:** 94.7%, *R*_t = 15.84 min (Chiralpak IA, 250 x 4.6 mm, 5 μ m); mobile phase (A) 0.1% TFA in *n*-Hexane, (B) THF:MeOH (80:20), (A:B = 75:25); flow rate: 1.0 mL/min).

Example 12: Synthesis of 6-(4-fluorobenzyl)-5,6,11,11a-tetrahydro-1H-imidazo[1',5':1,6]pyrido[3,4-b]indol-3(2H)-one (1-13)



Step 1: Synthesis of 2-(*tert*-butoxycarbonyl)-2,3,4,9-tetrahydro-1H-pyrido[3,4-*b*]indole-3-carboxylic acid (2):

[00336] To a stirred solution of 2,3,4,9-tetrahydro-1H-pyrido[3,4-*b*]indole-3-carboxylic acid **1** (15.0 g, 69.44 mmol) in 1,4-dioxane (350 mL) under inert atmosphere were added aqueous NaOH solution (5.7 g in 180 mL of H₂O) and Boc-anhydride (15.5 g, 71.42 mmol) at 0 °C; warmed to RT and stirred for 4 h. The reaction was monitored by TLC; after completion of the reaction, the reaction mixture was acidified with citric acid. The obtained solid was diluted with water (100 mL) and extracted with EtOAc (3 x 80 mL). The combined organic extracts were washed with brine (70 mL), dried over Na₂SO₄, filtered and concentrated under reduced pressure to obtain compound **2** (17.0 g, 77%) as an off-white solid. **¹H NMR (400 MHz, DMSO-*d*₆):**

Data suggested as 1:1 rotameric mixture; δ 12.72 (br s, 1H), 10.87 (s, 1/2H), 10.82 (s, 1/2H), 7.40 (d, *J* = 8.0 Hz, 1H), 7.29-7.26 (m, 1H), 7.06-7.02 (m, 1H), 6.98-6.94 (m, 1H), 5.14-5.02 (m, 1H), 4.75-4.67 (m, 1H), 4.47-4.32 (m, 1H), 3.31-3.26 (m, 1H), 2.98-2.90 (m, 1H), 1.47 (s, 9/2H), 1.44 (s, 9/2H); **LC-MS (ESI):** 99.06%; *m/z* 315.3 (M - H); (column: X Select CSH C-18, 50 x 3.0 mm, 3.5 μ m); RT 2.53 min; 5 mM NH₄OAc: ACN; 0.8 mL/min).

Step 2: Synthesis of *tert*-butyl 3-carbamoyl-1,3,4,9-tetrahydro-2*H*-pyrido[3,4-*b*]indole-2-carboxylate (3):

[00337] To a stirred solution of compound **2** (15.0 g, 47.40 mmol) in CH₂Cl₂ (500 mL) under inert atmosphere were added EDCI.HCl (55.45 g, 290.32 mmol), HOBt (39.19 g, 290.32 mmol), DIEA (37.45 g, 290.32 mmol), NH₄Cl (2.56 g, 48.38 mmol) at 0 °C; warmed to RT and stirred for 16 h. The reaction was monitored by TLC; after completion of the reaction, the reaction mixture was diluted with water (100 mL) and extracted with EtOAc (3 x 80 mL). The combined organic extracts were washed with brine (2 x 70 mL), dried over Na₂SO₄, filtered and concentrated under reduced pressure to obtain the crude. The crude was purified through silica gel column chromatography using 20-25% EtOAc/Hexanes to afford compound **3** (10.0 g, 67%) as an off-white solid. ¹H NMR (500 MHz, DMSO-*d*₆): δ 10.82 (s, 1/2H), 10.77 (s, 1/2H), 7.39-7.35 (m, 2H), 7.27-7.25 (m, 1H), 7.02 (t, *J* = 8.0 Hz, 1H), 6.97-6.92 (m, 2H), 5.04-4.92 (m, 1H), 4.73-4.70 (m, 1H), 4.59-4.56 (m, 1/2H), 4.47-4.43 (m, 1/2H), 3.31-3.29 (m, 1H), 2.91-2.89 (m, 1H), 1.46 (s, 9/2H), 1.43 (m, 9/2H); LC-MS (ESI): 84.4%; *m/z* 314.3 (M - H⁻); (column: X Select CSH C-18, 50 × 3.0 mm, 3.5 μm); RT 3.16 min; 5 mM NH₄OAc: ACN; 0.8 mL/min).

Step 3: Synthesis of *tert*-butyl 3-carbamoyl-9-(4-fluorobenzyl)-1,3,4,9-tetrahydro-2*H*-pyrido[3,4-*b*]indole-2-carboxylate (4):

[00338] To a stirred solution of compound **3** (1.0 g, 3.17 mmol) in DMF (20 mL) under inert atmosphere were added Cs₂CO₃ (2.06 g, 6.34 mmol), TBAB (51 mg, 0.15 mmol), 4-fluorobenzyl bromide (0.89 g, 4.76 mmol) at RT; heated to 60 °C and stirred for 12 h. The reaction was monitored by TLC; after completion of the reaction, the reaction mixture was diluted with water (40 mL) and extracted with EtOAc (2 x 40 mL). The combined organic extracts were dried over Na₂SO₄, filtered and concentrated under reduced pressure to obtain the crude. The crude was purified through silica gel column chromatography using 15-20% EtOAc/Hexanes to afford compound **4** (430 mg, 32%) as an off-white solid. ¹H NMR (400 MHz, DMSO-*d*₆): δ 7.44-7.40 (m, 3H), 7.14-7.00 (m, 6H), 6.95 (br s, 1H), 5.46-5.22 (m, 2H), 5.06-4.94 (m, 1H), 4.69-4.43 (m, 2H), 3.29-3.20 (m, 1H), 3.03-2.90 (m, 1H), 1.42-1.39 (s, 9/2H), 1.39 (s, 9/2H); LC-MS (ESI): 86.3%; *m/z* 424.2 (M + H⁺); (column: X Select CSH C-18, 50 × 3.0 mm, 3.5 μm); RT 3.97 min; 5 mM NH₄OAc: ACN; 0.8 mL/min); HPLC: 85.4%; (column: Acquity BEH C-18 (50 x 2.1 mm, 1.7 μm); RT 2.62 min. ACN: 0.025% TFA (aq); 0.5 mL/min).

Step 4: Synthesis of *tert*-butyl 3-(aminomethyl)-9-(4-fluorobenzyl)-1,3,4,9-tetrahydro-2*H*-pyrido[3,4-*b*]indole-2-carboxylate (5):

[00339] To a stirred solution of compound **4** (5.0 g, 11.82 mmol) in dry THF (150 mL) under inert atmosphere was added BH₃.DMS (5*M* in ether; 5.39 g, 70.92 mmol) drop wise for 10 min at

0 °C; heated to 70 °C and stirred for 12 h. The reaction was monitored by TLC; after completion of the reaction, the reaction mixture was quenched with ice-cold water (50 mL) and extracted with EtOAc (2 x 50 mL). The combined organic extracts were dried over Na₂SO₄, filtered and concentrated under reduced pressure to obtain the crude. The crude was triturated with *n*-pentane (2 x 10 mL), ether (2 x 10 mL) to afford compound **5** (3.0 g, 62%) as an off-white solid. ¹H NMR (400 MHz, CD₃OD): δ 7.45 (d, *J* = 7.6 Hz, 1H), 7.32-7.29 (m, 1H), 7.14-6.98 (m, 6H), 5.33-5.29 (m, 2H), 4.66-4.64 (m, 1H), 4.15-4.11 (m, 1H), 3.63-3.61 (m, 1H), 2.99-2.95 (m, 1H), 2.82-2.79 (m, 1H), 2.68-2.64 (m, 2H), 1.47 (br s, 9H); LC-MS (ESI): 85.5%; *m/z* 410.5 (M + H⁺); (column: X Select CSH C-18, 50 × 3.0 mm, 3.5 μm); RT 4.01 min; 5 mM NH₄OAc: ACN; 0.8 mL/min); HPLC: 80.6%; (column: Acquity BEH C-18 (50 x 2.1 mm, 1.7 μ); RT 2.21 min; ACN: 0.025% TFA (aq); 0.5 mL/min.

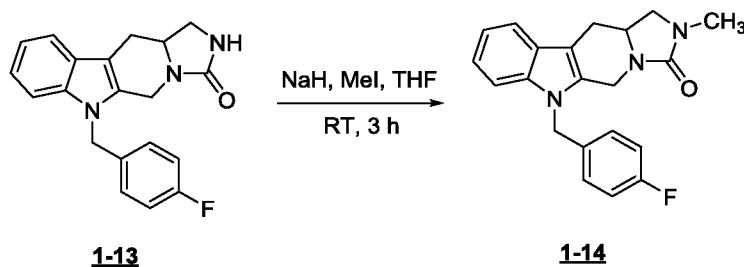
Step 5: Synthesis of (9-(4-fluorobenzyl)-2,3,4,9-tetrahydro-1H-pyrido[3,4-*b*]indol-3-yl) methanamine (6):

[00340] To a stirred solution of compound **5** (250 mg, 0.61 mmol) in CH₂Cl₂ (10 mL) under inert atmosphere was added TFA (1 mL) at 0 °C; warmed to RT and stirred for 6 h. The reaction was monitored by TLC; after completion of the reaction, the volatiles were removed under reduced pressure to afford crude compound **6** (270 mg) as an off-white solid. The crude material was directly taken for next reaction.

Step 6: Synthesis of 6-(4-fluorobenzyl)-5,6,11,11a-tetrahydro-1H-imidazo[1',5':1,6]pyrido[3,4-*b*]indol-3(2H)-one (1-13):

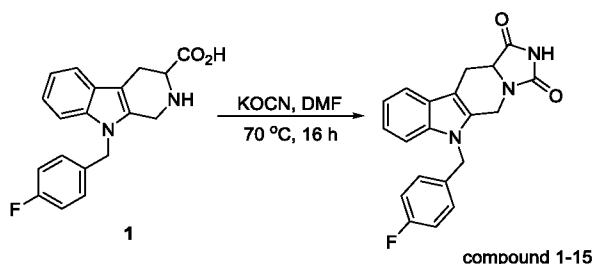
[00341] To a stirred solution of compound **6** (270 mg, crude) in dry THF (20 mL) under inert atmosphere were added CDI (141.5 mg, 0.87 mmol), Et₃N (529.5 mg, 5.24 mmol) at 0 °C; warmed to RT and stirred for 12 h. The reaction was monitored by TLC; after completion of the reaction, the reaction mixture was diluted with water (20 mL) and extracted with EtOAc (2 x 30 mL). The combined organic extracts were dried over Na₂SO₄, filtered and concentrated under reduced pressure to obtain the crude. The crude was purified by preparative HPLC to afford the title compound **1-13** (40 mg, 19% in two steps) as pale brown syrup. ¹H NMR (400 MHz, CD₃OD): δ 7.48 (d, *J* = 7.6 Hz, 1H), 7.31 (d, *J* = 8.0 Hz, 1H), 7.14-7.10 (m, 1H), 7.07-6.97 (m, 5H), 5.32 (s, 2H), 4.72 (d, *J* = 16.4 Hz, 1H), 4.12 (d, *J* = 16.4 Hz, 1H), 3.98-3.92 (m, 1H), 3.74 (t, *J* = 8.4 Hz, 1H), 3.32-3.30 (m, 1H), 3.08-3.03 (m, 1H), 2.80-2.74 (m, 1H); LC-MS (MS): 99.7%; *m/z* 336.1 (M + H⁺); (column: X Select CSH C-18, 50 × 3.0 mm, 3.5 μm); RT 3.61 min; 5 mM NH₄OAc: ACN; 0.8 mL/min); HPLC: 97.1%; (column: Eclipse-XDB-C18 (150 x 4.6 mm, 5 μm); RT 10.29 min; ACN: 5 mM aq. NH₄OAc; 1.0 mL/min.

Example 13: Synthesis of 6-(4-fluorobenzyl)-2-methyl-5,6,11,11a-tetrahydro-1H-imidazo[1',5':1,6]pyrido[3,4-b]indol-3(2H)-one (1-14)



[00342] To a stirred solution of **1-13** (Example 12; 20 mg, 0.06 mmol) in dry THF (10 mL) under inert atmosphere was added NaH (60% in mineral oil; 3.6 mg, 0.089 mmol) at 0 °C; warmed to RT and stirred for 30 min. To this, methyl iodide (8.47 mg, 0.06 mmol) was added at 0 °C; warmed to RT and stirred for 3 h. The reaction was monitored by TLC; after completion of the reaction, the reaction mixture was diluted with water (10 mL) and extracted with CH₂Cl₂ (2 x 20 mL). The combined organic extracts were dried over Na₂SO₄, filtered and concentrated under reduced pressure to afford the title compound **1-14** (8 mg, 38%) as colorless semisolid. **¹H NMR (400 MHz, CD₃OD):** δ 7.48 (d, *J* = 7.6 Hz, 1H), 7.31 (d, *J* = 8.0 Hz, 1H), 7.12 (t, *J* = 7.6 Hz, 1H), 7.07-6.97 (m, 5H), 5.32 (s, 2H), 4.72 (d, *J* = 16.0 Hz, 1H), 4.13 (d, *J* = 16.0 Hz, 1H), 3.90-3.82 (m, 1H), 3.69 (t, *J* = 8.4 Hz, 1H), 3.28-3.26 (m, 1H), 3.10-3.05 (m, 1H), 2.83 (s, 3H), 2.74-2.68 (m, 1H); **LC-MS (MS):** 90.5%; *m/z* 350.3 (M + H⁺); (column: X Select C-18, 50 × 3.0 mm, 3.5 μm); RT 4.50 min; 5 mM NH₄OAc: ACN; 0.8 mL/min); **HPLC:** 90.1%; (column: Eclipse-XDB-C18 (150 x 4.6 mm, 5 μm); RT 10.96 min; ACN: 5 mM NH₄OAc; 1.0 mL/min.

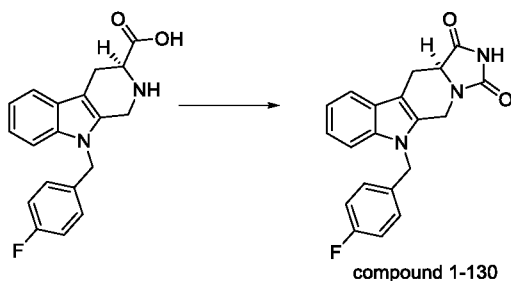
Example 14: Synthesis of compound 6-(4-fluorobenzyl)-5,6,11,11a-tetrahydro-1H-imidazo[1',5':1,6]pyrido[3,4-b] indole-1,3(2H)-dione (1-15)



[00343] To a stirred solution of compound **1** (Example 2, step 4 but using racemic starting material in step 1; 1.0 g, 88% pure) in DMF (10 mL) was added KOCN (750 mg, 9.25 mmol) at RT under inert atmosphere. The reaction mixture was heated to 70 °C for 16 h. After completion of the reaction by TLC, the reaction mixture was diluted with water (20 mL) and extracted with EtOAc (2 x 30 mL). The combined organic extracts were washed with brine (20 mL), dried over Na₂SO₄, filtered and dried under reduced pressure to obtain the crude. The crude was purified

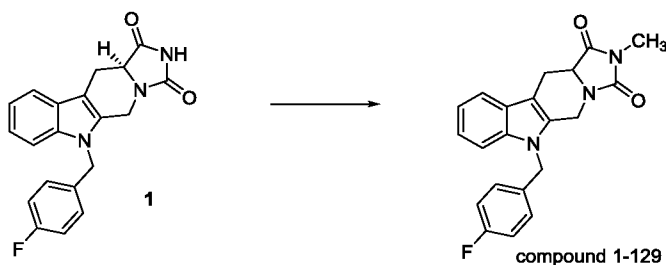
(silica gel chromatography; 40-50% EtOAc/ hexanes) to afford the title compound **1-15** (178 mg, ~19% for two steps) as an off-white solid. ¹H NMR (500 MHz, DMSO-*d*₆): δ 10.93 (s, 1H), 7.54 (d, *J* = 8.0 Hz, 1H), 7.49 (d, *J* = 8.0 Hz, 1H), 7.16-7.05 (m, 6H), 5.44 (d, *J* = 16.5 Hz, 1H), 5.38 (d, *J* = 16.5 Hz, 1H), 4.85 (d, *J* = 17.0 Hz, 1H), 4.36-4.33 (m, 1H), 4.28 (d, *J* = 17.0 Hz, 1H), 3.25-3.21 (m, 1H), 2.79-2.74 (m, 1H); LC-MS (ESI): 97.0%; *m/z* 347.9 (M-H⁺).

Example 15: Synthesis of (S)-6-(4-fluorobenzyl)-5,6,11,11a-tetrahydro-1H-imidazo[1',5':1,6]pyrido[3,4-*b*]indole-1,3(2H)-dione (1-130)



[00344] Following the procedure of Example 14 but using (S)-9-(4-fluorobenzyl)-2,3,4,9-tetrahydro-1H-pyrido[3,4-*b*]indole-3-carboxylic acid (Example 2, Step 4) as starting material, the title compound **1-130** was prepared as a white solid. ¹H NMR (300 MHz, DMSO-*d*₆): δ 10.93 (s, 1H), 7.46 – 7.54 (m, 2H), 7.01 – 7.16 (m, 6H), 5.43 (d, 1H), 5.36 (d, 1H), 4.83 (d, 1H), 4.33 (dd, 1H), 4.25 (d, 1H), 3.21 (dd, 1H), 2.75 (m, 1H); LC-MS (ESI): *m/z* 350 (M+H⁺).

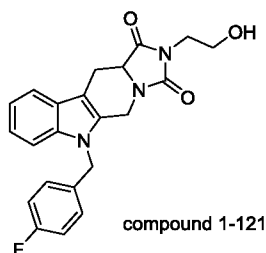
Example 16: Synthesis of 6-(4-fluorobenzyl)-2-methyl-5,6,11,11a-tetrahydro-1H-imidazo[1',5':1,6]pyrido[3,4-*b*]indole-1,3(2H)-dione (1-129)



[00345] A mixture of the dione **1** (Example 15; 50 mg, 0.143 mmol), K₂CO₃ (30 mg, 0.22 mmol), and DMF (1 mL) stirred at RT for 10 min. Methyl iodide (41 mg, 0.29 mmol) was added and the mixture stirred at RT for 15 h. Reaction mixture was partitioned between water and 10:1 EtOAc:MeOH. The organic layer was separated, dried over MgSO₄, filtered and concentrated under reduced pressure. The crude was purified via silica gel column chromatography (eluting with 0-60% EtOAc in hexanes) to afford the title compound **1-129** (33 mg, 63%) as a solid. ¹H NMR (300 MHz, DMSO-*d*₆): δ 7.40 – 7.60 (m, 2H), 7.02 – 7.13 (m, 6H), 5.45 (d, 1H), 5.38 (d,

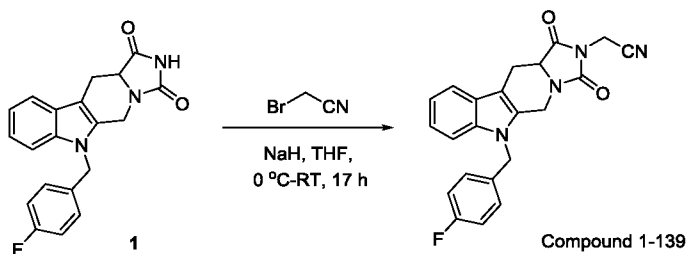
1H), 4.89 (d, 1H), 4.30 – 4.40 (m, 2H), 3.24 (dd, 1H), 2.89 (s, 3H), 2.76 (m, 1H); **LC-MS (ESI):** m/z 364 ($M+H^+$).

Example 17: Synthesis of 6-(4-fluorobenzyl)-2-(2-hydroxyethyl)-5,6,11,11a-tetrahydro-1H-imidazo[1',5':1,6]pyrido[3,4-b]indole-1,3(2H)-dione (1-121)



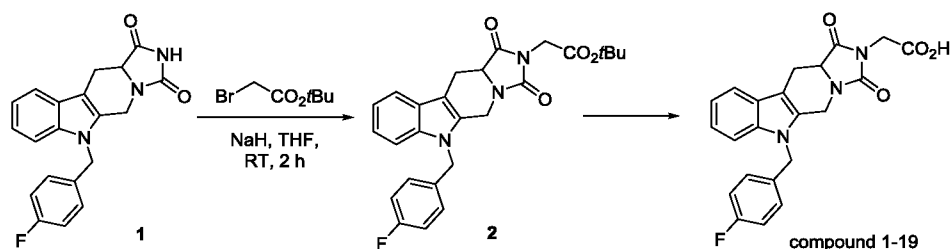
[00346] Following the procedure of Example 16 but using 2-bromoethanol in place of methyl iodide, the title compound was obtained. **¹H NMR (300 MHz, DMSO-*d*₆):** δ 7.47 – 7.55 (m, 2H), 7.02 – 7.14 (m, 6H), 5.46 (d, 1H), 5.38 (d, 1H), 4.79 – 4.91 (m, 2H), 4.30 – 4.40 (m, 2H), 3.47 – 3.53 (m, 4H), 3.25 (dd, 1H), 2.77 (m, 1H); **LC-MS (ESI):** m/z 394 ($M+H^+$).

Example 18: Synthesis of 2-(6-(4-fluorobenzyl)-1,3-dioxo-5,6,11,11a-tetrahydro-1H-imidazo[1',5':1,6]pyrido[3,4-b]indol-2(3H)-yl)acetonitrile (1-139)



[00347] To a stirred solution of the dione **1** (Example 14; 400 mg, 1.04 mmol) in anhydrous THF (30 mL) was added NaH (60% in mineral oil, 98 mg, 2.07 mmol) at 0 °C under inert atmosphere. The reaction mixture was warmed to RT and stirred for 45 min. To this was added 2-bromoacetonitrile (247 mg, 2.07 mmol) in THF (10 mL) drop wise at 0 °C; warmed to RT and stirred for 16 h. After completion of the reaction (TLC), the mixture was quenched with ice-cold water (50 mL) and extracted with EtOAc (3 x 30 mL). The combined organic extracts were washed with brine (30 mL), dried over Na₂SO₄, filtered and dried under reduced pressure. The crude was purified (silica gel chromatography; 25% EtOAc/ hexanes) to afford the title compound **1-139** (270 mg, 66%) as an off-white solid. **¹H NMR (500 MHz, DMSO-*d*₆):** 7.55 (d, J = 7.5 Hz, 1H), 7.49 (d, J = 8.0 Hz, 1H), 7.16-7.05 (m, 6H), 5.43 (q, 2H), 4.92 (d, J = 16.5 Hz, 1H), 4.59 (s, 2H), 4.55-4.52 (m, 1H), 4.38 (d, J = 17.0 Hz, 1H), 3.28-3.27 (m, 1H), 2.84 (t, J = 12.5 Hz, 1H); **LC-MS (ESI):** 99.6%; m/z 387.9 ($M-H^+$).

Example 19: Synthesis of 2-(6-(4-fluorobenzyl)-1,3-dioxo-5,6,11,11a-tetrahydro-1H-imidazo[1',5':1,6]pyrido[3,4-b]indol-2(3H)-yl)acetic acid (1-19)



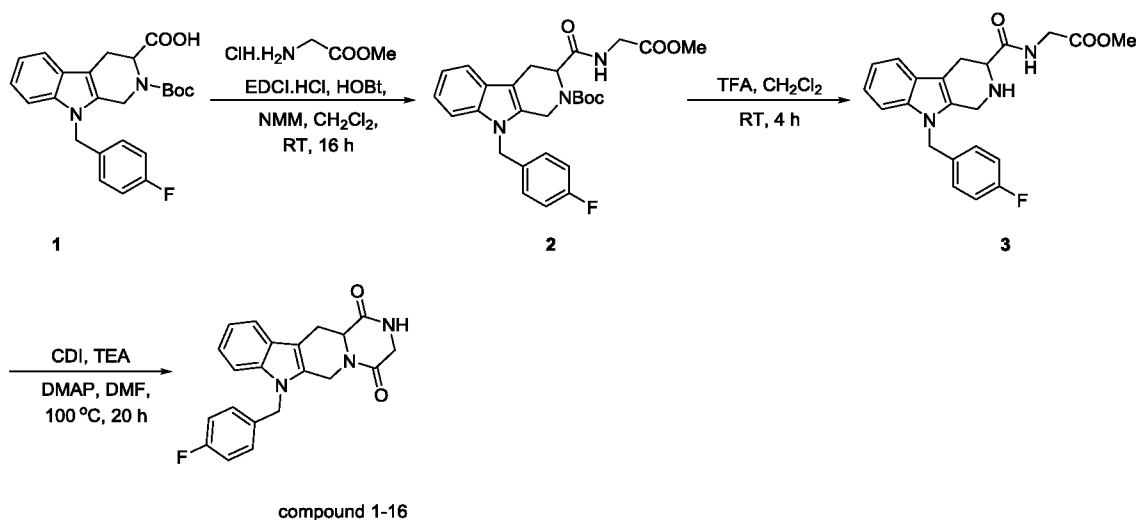
Step 1: Synthesis of *tert*-butyl 2-(6-(4-fluorobenzyl)-1,3-dioxo-5,6,11,11a-tetrahydro-1H-imidazo[1',5':1,6]pyrido[3,4-b]indol-2(3H)-yl)acetate:

[00348] Following the procedure of Example 18, but using *tert*-butyl 2-bromoacetate in place of 2-bromoacetonitrile, ester **2** was obtained as a pale yellow solid. ¹H NMR (400 MHz, DMSO-*d*₆): δ 7.56 (d, *J* = 7.6 Hz, 1H), 7.48 (d, *J* = 7.6 Hz, 1H), 7.16-7.05 (m, 6H), 5.42 (d, *J* = 16.8 Hz, 1H), 5.39 (d, *J* = 16.8 Hz, 1H), 4.95 (d, *J* = 16.0 Hz, 1H), 4.56-4.52 (m, 1H), 4.38 (d, *J* = 16.0 Hz, 1H), 4.13 (s, 2H), 3.36-3.34 (m, 1H), 2.77-2.73 (m, 1H), 1.40 (s, 9H); LC-MS (ESI): 93.8%; *m/z* 408.4 ([M-*t*Bu]+H⁺).

Step 2: Synthesis of 2-(6-(4-fluorobenzyl)-1,3-dioxo-5,6,11,11a-tetrahydro-1H-imidazo[1',5':1,6]pyrido[3,4-b]indol-2(3H)-yl)acetic acid (1-19):

[00349] Following the procedure of Example 5, Step 7 but using ester **2** in place of *tert*-butyl (S)-3-(6-(4-fluorobenzyl)-1,3-dioxo-5,6,11,11a-tetrahydro-1H-imidazo[1',5':1,6]pyrido[3,4-b]indol-2(3H)-yl)propanoate, the title compound **1-19** was obtained as an off-white solid. LC-MS (ESI): *m/z* 408 (M+H⁺).

Example 20: Synthesis of 7-(4-fluorobenzyl)-2,3,6,7,12,12a-hexahydropyrazino[1',2':1,6]pyrido[3,4-b]indole-1,4-dione (1-16)



Step 1: Synthesis of *tert*-butyl 9-(4-fluorobenzyl)-3-((2-methoxy-2-oxoethyl)carbamoyl)-1,3,4,9-tetrahydro-2*H*-pyrido[3,4-*b*]indole-2-carboxylate (2):

[00350] To a stirred solution of the acid **1** (Example 2, Step 3 but using racemic starting material in Step 1; 800 mg, 1.88 mmol) in CH₂Cl₂ (15 mL) under inert atmosphere were added EDCI.HCl (540 mg, 2.83 mmol), HOBT (382 mg, 2.83 mmol), NMM (0.62 mL, 5.66 mmol) at RT and stirred for 10 min. To this, glycine methyl ester.HCl (353 mg, 2.83 mmol) was added at RT and stirred for 16 h. After completion of the reaction by TLC, the reaction mixture was diluted with water (30 mL) and extracted with EtOAc (2 x 30 mL). The combined organic extracts were washed with brine (20 mL), dried over Na₂SO₄, filtered and dried under reduced pressure to obtain the crude. The crude was purified (silica gel chromatography; 30-40% EtOAc/hexanes) to afford compound **2** (578 mg, 62%) as a viscous oil. ¹H NMR (500 MHz, DMSO-*d*₆): data suggested as a 1:1 rotamers; δ 8.41-8.38 (m, 1H), 7.44-7.39 (m, 2H), 7.11-7.01 (m, 6H), 5.42-5.06 (m, 3H), 4.77-4.69 (m, 1H), 4.56-4.46 (m, 1H), 3.81-3.70 (m, 2H), 3.47 (s, 3H), 3.34-3.30 (m, 1H), 3.01-2.92 (m, 1H), 1.43-1.39 (m, 9H); LC-MS (ESI): 97.6%; *m/z* 396.4 ([M-Boc]+H⁺).

Step 2: Synthesis of methyl (9-(4-fluorobenzyl)-2,3,4,9-tetrahydro-1*H*-pyrido[3,4-*b*]indole-3-carbonyl)glycinate (3):

[00351] To a stirred solution of compound **2** (570 mg, 1.14 mmol) in CH₂Cl₂ (10 mL) was added TFA (0.5 mL) at 0 °C under inert atmosphere. The reaction was warmed to RT and maintained at same temperature for 4 h. The volatiles were removed under reduced pressure. The residue was diluted with saturated NaHCO₃ (20 mL) and extracted with CH₂Cl₂ (2 x 30 mL). The combined organic extracts were washed with brine (20 mL), dried over Na₂SO₄, filtered and dried under reduced pressure to obtain 450 mg of compound **3** as a thick syrup, which was used without further purification.

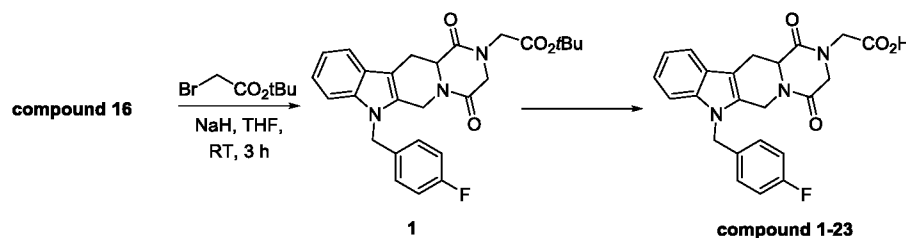
Step 3: Synthesis of 7-(4-fluorobenzyl)-2,3,6,7,12,12*a*-hexahydropyrazino[1',2':1,6]pyrido[3,4-*b*]indole-1,4-dione (compound 1-16):

[00352] To a stirred solution of crude compound **3** (450 mg) in DMF (10 mL) were added CDI (185 mg, 1.13 mmol), Et₃N (0.15 mL) and DMAP (27 mg, 0.22 mmol) at RT under inert atmosphere. The reaction mixture was heated to 100 °C and stirred for 20 h. The reaction mixture was diluted with water (20 mL) and extracted with EtOAc (2 x 30 mL). The combined organic extracts were washed with brine (20 mL), dried over Na₂SO₄, filtered and dried under reduced pressure to obtain the crude. The crude was purified (silica gel chromatography; 70-80% EtOAc/hexanes) to afford the title compound **1-16** (160 mg, ~ 39% for two steps) as a pale yellow solid. ¹H NMR (500 MHz, DMSO-*d*₆): δ 8.26 (s, 1H), 7.51 (d, *J* = 8.0 Hz, 1H), 7.44 (d, *J* = 8.0 Hz, 1H), 7.15-7.03 (m, 6H), 5.45-5.36 (m, 3H), 4.27-4.24 (m, 1H), 4.13 (d, *J* = 16.5 Hz,

1H), 4.05 (d, $J = 16.5$ Hz, 1H), 3.88-3.84 (m, 1H), 3.25-3.21 (m, 1H), 2.95-2.89 (m, 1H);

MS(ESI): m/z 364.3 ($M+H^+$); HPLC: 96.9%.

Example 21: Synthesis of 2-(7-(4-fluorobenzyl)-1,4-dioxo-3,4,6,7,12,12a-hexahydropyrazino[1',2':1,6]pyrido[3,4-b]indol-2(1H)-yl)acetic acid (1-23)



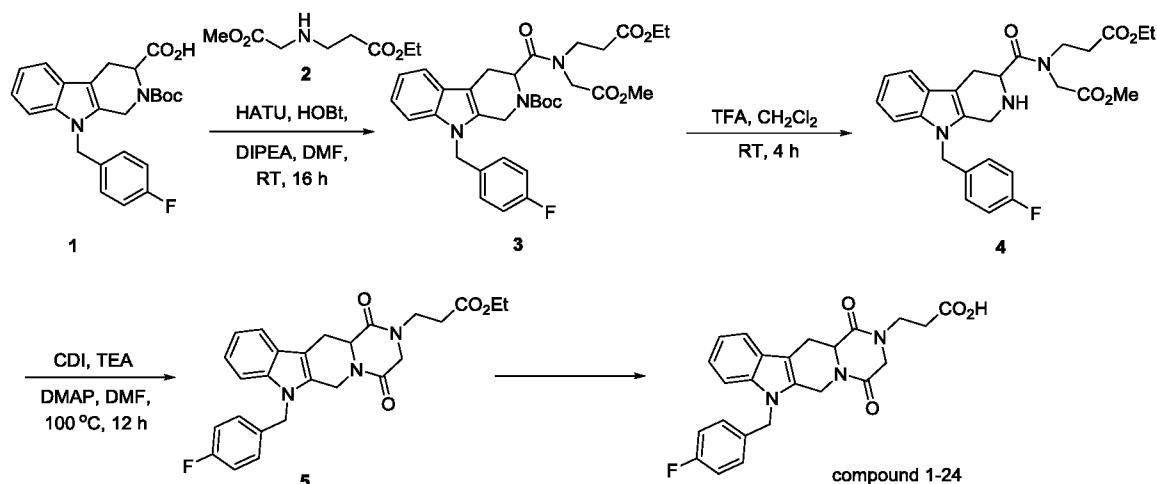
Step 1: Synthesis of *tert*-butyl 2-(7-(4-fluorobenzyl)-1,4-dioxo-3,4,6,7,12,12a-hexahydropyrazino[1',2':1,6]pyrido[3,4-b]indol-2(1H)-yl)acetate:

[00353] To a stirred solution of compound 1-16 (Example 20; 100 mg, 0.27 mmol) in THF (10 mL) under inert atmosphere was added NaH (13 mg, 0.55 mmol) at 0 °C; warmed to RT and stirred for 45 min. To this, *tert*-butyl 2-bromoacetate (0.04 mL, 0.27 mmol) was added at 0 °C; warmed to RT and stirred for 3 h. The reaction mixture was diluted with water (20 mL) and extracted with EtOAc (2 x 25 mL). The combined organic extracts were washed with brine (20 mL), dried over Na_2SO_4 , filtered and dried under reduced pressure to obtain the crude. The crude was purified (silica gel chromatography; 40-50% EtOAc/hexanes) to afford ester 1 (90 mg, 69%) as a pale yellow solid. 1H NMR (400 MHz, $DMSO-d_6$): δ 7.52 (d, $J = 8.0$ Hz, 1H), 7.45 (d, $J = 8.0$ Hz, 1H), 7.16-7.10 (m, 5H), 7.05 (t, $J = 7.5$ Hz, 1H), 5.46-5.35 (m, 3H), 4.46-4.43 (m, 1H), 4.22-4.01 (m, 5H), 3.26-3.23 (m, 1H), 2.93-2.88 (m, 1H), 1.45 (s, 9H); LC-MS (ESI): 98.2%; m/z 478.5 ($M+H^+$).

Step 2: Synthesis of 2-(7-(4-fluorobenzyl)-1,4-dioxo-3,4,6,7,12,12a-hexahydropyrazino[1',2':1,6]pyrido[3,4-b]indol-2(1H)-yl)acetic acid (1-23)

[00354] Following the procedure of Example 5, Step 7 but using ester 1 in place of *tert*-butyl (S)-3-(6-(4-fluorobenzyl)-1,3-dioxo-5,6,11,11a-tetrahydro-1H-imidazo[1',5':1,6]pyrido[3,4-b]indol-2(3H)-yl)propanoate, the title compound 1-23 was obtained. LC-MS (ESI): m/z 422 ($M+H^+$).

Example 22: Synthesis of 3-(7-(4-fluorobenzyl)-1,4-dioxo-3,4,6,7,12,12a-hexahydropyrazino[1',2':1,6]pyrido[3,4-b]indol-2(1H)-yl)propanoic acid (1-24)



Step 1: Synthesis of ethyl 3-((2-methoxy-2-oxoethyl)amino)propanoate (2):

[00355] To a stirred solution of methyl glycinate.HCl (5.0 g, 39.8 mmol) in 2-propanol:H₂O (3:1, 40 mL) was added Et₃N (5.69 mL, 42.2 mmol) at 60 °C under inert atmosphere. To this, ethyl acrylate (2.8 mL, 26.2 mmol) was added in two portions with an interval of 2 h and stirred for 5 h; then stirred at RT for 16 h. The reaction mixture was diluted with 3% aq. NaHCO₃ (30 mL) and extracted with EtOAc (2 x 30 mL). The combined organic extracts were washed with brine (20 mL), dried over Na₂SO₄, filtered and dried in vacuo to obtain the crude. The crude was purified (silica gel chromatography; 30-50% EtOAc/hexanes) to afford compound **2** (720 mg, 10%) as a colorless liquid. **¹H NMR (500 MHz, DMSO-*d*₆):** δ 4.05 (q, *J* = 7.0 Hz, 2H), 3.62 (s, 3H), 3.33-3.32 (m, 2H), 2.74 (t, *J* = 6.5 Hz, 2H), 2.40 (t, *J* = 6.5 Hz, 2H), 2.09 (br s, 1H), 1.18 (t, *J* = 7.0 Hz, 3H).

Step 2: Synthesis of *tert*-butyl 3-((3-ethoxy-3-oxopropyl)(2-methoxy-2-oxoethyl)carbamoyl)-9-(4-fluorobenzyl)-1,3,4,9-tetrahydro-2H-pyrido[3,4-*b*]indole-2-carboxylate (3):

[00356] To a stirred solution of the acid **1** (Example 2, Step 3 but using racemic starting material in Step 1; 400 mg, 0.94 mmol) in DMF (10 mL) were added diisopropylethylamine (0.41 mL, 2.35 mmol), HATU (537 mg, 1.40 mmol), HOBt (191 mg, 1.40 mmol) and stirred under inert atmosphere for 15 min. To this, compound **2** (178 mg, 0.94 mmol) was added at RT and stirred for 16 h. The reaction mixture was diluted with water (30 mL) and extracted with EtOAc (2 x 30 mL). The combined organic extracts were washed with brine (30 mL), dried over Na₂SO₄, filtered and dried under reduced pressure to obtain the crude. The crude was purified (silica gel chromatography; 15-20% EtOAc/hexanes) to afford compound **3** (350 mg, 62%) as an off-white solid. **¹H NMR (500 MHz, DMSO-*d*₆):** (1:1 rotamers) δ 7.47-7.39 (m, 2H), 7.11-7.00 (m, 6H), 5.46-5.26 (m, 3H), 4.81-4.74 (m, 1H), 4.46-4.32 (m, 2H), 4.18-3.92 (m, 5H), 3.69 (s, 3/2H), 3.47

(s, 3/2 H), 3.05-3.02 (m, 2H), 2.81-2.79 (m, 2H), 1.44-1.41 (m, 9H), 1.22 (t, $J = 7.0$ Hz, 3/2H), 1.11 (t, $J = 7.0$ Hz, 3/2H); **LC-MS (ESI):** 97.9%; m/z 496.6 ($[M-Boc]+H^+$).

Step 3: Synthesis of ethyl 3-(9-(4-fluorobenzyl)-*N*-(2-methoxy-2-oxoethyl)-2,3,4,9-tetrahydro-1*H*-pyrido[3,4-*b*]indole-3-carboxamido)propanoate (4):

[00357] To a stirred solution of diester **3** (350 mg, 0.71 mmol) in CH_2Cl_2 (3 mL) was added TFA (3 mL) at RT under inert atmosphere and stirred for 4 h. The volatiles were removed under reduced pressure. The residue was diluted with saturated $NaHCO_3$ (30 mL) and extracted with EtOAc (2 x 30 mL). The combined organic extracts were washed with brine (20 mL), dried over Na_2SO_4 , filtered and dried under reduced pressure to obtain 250 mg of compound **4** as a pale yellow solid, which was used without further purification.

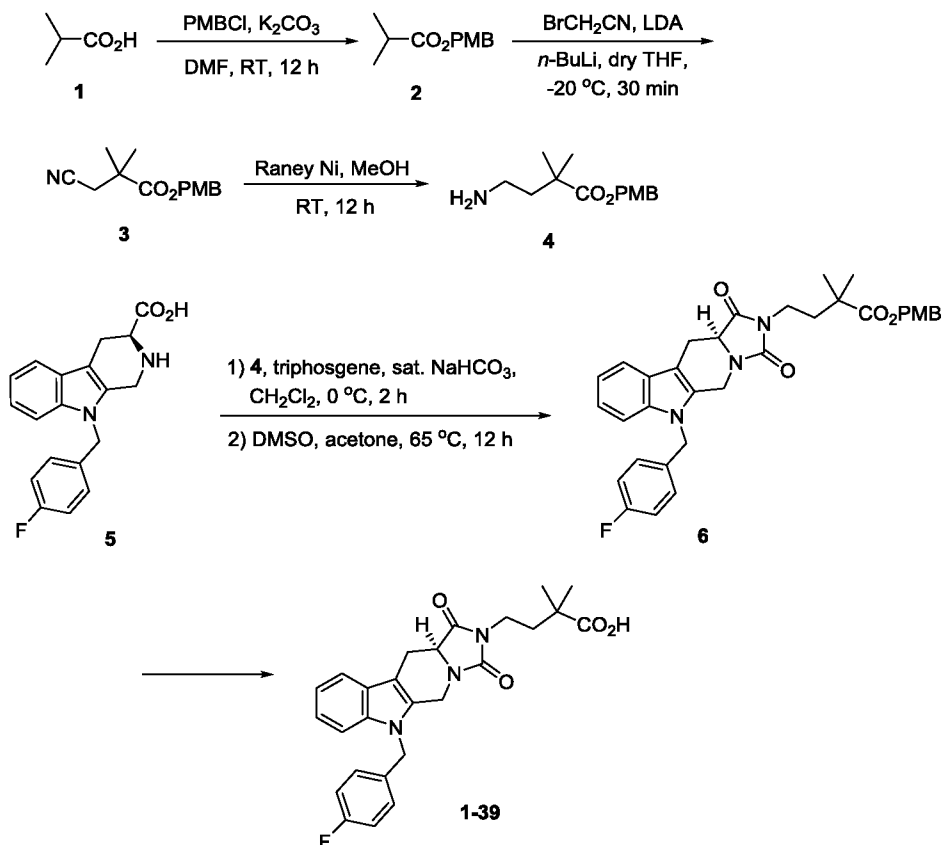
Step 4: Synthesis of ethyl 3-(7-(4-fluorobenzyl)-1,4-dioxo-3,4,6,7,12,12*a*-hexahydropyrazino[1',2':1,6]pyrido[3,4-*b*]indol-2(1*H*)-yl)propanoate (5):

[00358] To a stirred solution of crude amine **4** (250 mg) in DMF (5 mL) were added CDI (82 mg, 0.51 mmol), Et_3N (0.14 mL, 1.04 mmol) and DMAP (12 mg, 0.10 mmol) at RT under inert atmosphere. The reaction mixture was heated to 100 °C in a sealed tube for 12 h. The reaction mixture was diluted with water (20 mL) and extracted with EtOAc (2 x 30 mL). The combined organic extracts were washed with brine (20 mL), dried over Na_2SO_4 , filtered and dried under reduced pressure to obtain the crude. The crude was purified (silica gel chromatography; 40-60% EtOAc/hexanes) to afford **5** (95 mg, 41%) as an off-white solid. **1H NMR (400 MHz, $DMSO-d_6$):** δ 7.50 (d, $J = 8.0$ Hz, 1H), 7.43 (d, $J = 8.0$ Hz, 1H), 7.15-7.02 (m, 6H), 5.45-5.35 (m, 3H), 4.33 (dd, $J = 11.6, 4.0$ Hz, 1H), 4.31-4.05 (m, 5H), 3.63-3.50 (m, 2H), 3.25-3.20 (m, 1H), 2.92-2.86 (m, 1H), 2.63 (t, $J = 7.2$ Hz, 2H), 1.19 (t, $J = 6.8$ Hz, 3H); **LC-MS (ESI):** 99.9%; m/z 464.5 ($M+H^+$).

Step 5: Synthesis of 3-(7-(4-fluorobenzyl)-1,4-dioxo-3,4,6,7,12,12*a*-hexahydropyrazino[1',2':1,6]pyrido[3,4-*b*]indol-2(1*H*)-yl)propanoic acid (1-24):

[00359] To a stirred solution of **5** in a mixture of 2 mL of THF, 1 mL of MeOH, and 1 mL of water was added 1 eq of 0.1 N NaOH. The mixture was stirred at room temperature for 5-7 hours. After the reaction completion, the mixture was evaporated to dryness to afford the title compound **1-24**. **LC-MS (ESI):** m/z 436 ($M+H^+$).

Example 23: Synthesis of (S)-4-(6-(4-fluorobenzyl)-1,3-dioxo-5,6,11,11a-tetrahydro-1H-imidazo[1',5':1,6]pyrido[3,4-b]indol-2(3H)-yl)-2,2-dimethylbutanoic acid (1-39)



Step 1: Synthesis of 4-methoxybenzyl isobutyrate (2):

[00360] To a stirred solution of isobutyric acid **1** (5.0 g, 56.8 mmol) in DMF (100 mL) were added K_2CO_3 (23.5 g, 170.4 mmol), PMB-chloride (8.86 g, 56.8 mmol) at $0^\circ C$ under inert atmosphere. The reaction mixture was warmed to RT and stirred for 12 h. The reaction mixture was diluted with water (120 mL) and extracted with EtOAc (3 x 30 mL). The combined organic extracts were dried over Na_2SO_4 , filtered and concentrated under reduced pressure to obtain the crude. This was purified (silica gel chromatography; 3-5% EtOAc/hexanes) to afford compound **2** (7.5 g, 63%) as a colorless liquid. 1H NMR (500 MHz, $CDCl_3$): δ 7.28 (d, $J = 9.0$ Hz, 2H), 6.88 (d, $J = 9.0$ Hz, 2H), 5.04 (s, 2H), 3.80 (s, 3H), 2.58-2.55 (m, 1H), 1.16 (t, $J = 7.0$ Hz, 6H).

Step 2: Synthesis of 4-methoxybenzyl 3-cyano-2,2-dimethylpropanoate (3):

[00361] To a stirred solution of diisopropylamine (13.26 g, 131.31 mmol) in dry THF (200 mL) under inert atmosphere was added $n-BuLi$ (2.5 M, 4.61 g, 72.11 mmol) at $-78^\circ C$; warmed to $-20^\circ C$ and stirred for 30 min. To this, compound **2** (7.5 g, 36.05 mmol) was added at $-78^\circ C$; warmed to $-20^\circ C$ and stirred for 30 min. The reaction mixture was again cooled to $-78^\circ C$ and bromoacetonitrile (5.19 g, 43.2 mmol) added. The reaction mixture was then slowly warmed to $-20^\circ C$ and stirred for 3 h. The reaction mixture was quenched with ice-cold water (50 mL) and extracted with EtOAc (3 x 70 mL). The combined organic extracts were dried over anhydrous

Na₂SO₄, filtered and concentrated under reduced pressure to obtain the crude. This was purified (silica gel chromatography; 5-7% EtOAc/hexanes) to afford compound **3** (4.5 g, 50%) as a yellow oil. **¹H NMR (500 MHz, CDCl₃):** δ 7.28 (d, J = 8.0 Hz, 2H), 6.89 (d, J = 8.0 Hz, 2H), 5.09 (s, 2H), 3.81 (s, 3H), 2.59 (s, 2H), 1.36 (s, 6H).

Step 3: Synthesis of 4-methoxybenzyl 4-amino-2,2-dimethylbutanoate (4):

[00362] To a stirred solution of compound **3** (1.5 g, 6.07 mmol) in MeOH (20 mL) under inert atmosphere was added Raney-Ni (3.0 g) at RT and stirred under H₂ atmosphere (balloon pressure) for 12 h. The reaction mixture was filtered through a *celite* pad and the filtrate was concentrated under reduced pressure to obtain the crude compound **4** (1.7 g) as a yellow oil, which was used without further purification.

Step 4: Synthesis of 4-methoxybenzyl (S)-4-(6-(4-fluorobenzyl)-1,3-dioxo-5,6,11,11a-tetrahydro-1H-imidazo[1',5':1,6]pyrido[3,4-b]indol-2(3H)-yl)-2,2-dimethylbutanoate (6):

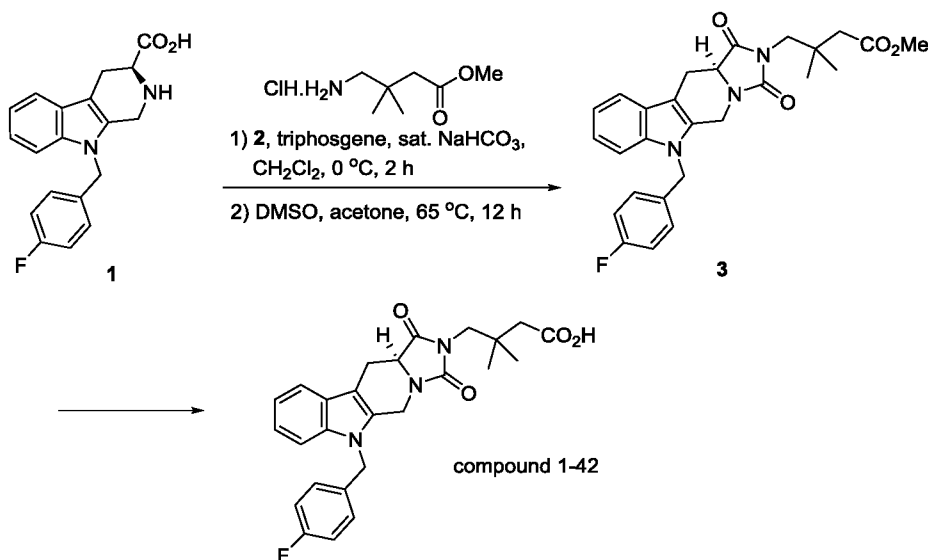
[00363] To a stirred solution of compound **4** (500 mg) in CH₂Cl₂ (20 mL) under inert atmosphere were added saturated NaHCO₃ (20 mL), triphosgene (236.4 mg, 0.79 mmol) at 0 °C and stirred for 2 h. After completion of the reaction by TLC, the reaction mixture was diluted with water (20 mL) and extracted with CH₂Cl₂ (2 x 30 mL). The combined organic extracts were dried over Na₂SO₄, filtered and concentrated under reduced pressure to obtain the crude isocyanate (400 mg) as colorless oil, which was used without further purification.

[00364] To a stirred solution of crude isocyanate (400 mg) in acetone (20 mL) under inert atmosphere were added acid **5** (Example 2, Step 4; 185 mg, 0.57 mmol) and DMSO (5 mL) at RT; heated to 65 °C for 12 h. After completion of the reaction by TLC, the reaction mixture was diluted with water (20 mL) and extracted with EtOAc (3 x 30 mL). The combined organic extracts were dried over Na₂SO₄, filtered and concentrated under reduced pressure to obtain the crude. The crude was purified (silica gel chromatography; 20% EtOAc/hexanes) and further purified by preparative HPLC to afford **6** (50 mg) as an off-white solid. **¹H NMR (400 MHz, CD₃OD):** δ 7.52 (d, J = 7.6 Hz, 1H), 7.33 (d, J = 7.6 Hz, 1H), 7.22 (d, J = 8.8 Hz, 2H), 7.15 (t, J = 8.0 Hz, 1H), 7.08 (t, J = 8.0 Hz, 1H), 7.03-7.01 (m, 2H), 6.99-6.92 (m, 2H), 6.82 (d, J = 8.8 Hz, 2H), 5.32 (s, 2H), 4.96-4.91 (m, 3H), 4.29 (d, J = 16.0 Hz, 1H), 4.21-4.17 (m, 1H), 3.71 (s, 3H), 3.57-3.53 (m, 2H), 3.34-3.28 (m, 1H), 2.86-2.80 (m, 1H), 1.90 (t, J = 7.2 Hz, 2H), 1.21 (s, 6H); **LC-MS (ESI):** 99.0%; m/z 584.6 (M+H⁺); **Chiral HPLC:** 95.4%, R_t = 9.56 min (Chiralpak IA, 250 x 4.6 mm, 5 μ m); mobile phase (A) 0.1% DEA in *n*-Hexane (B) CH₂Cl₂: MeOH (50: 50) (A : B : 75 : 25); flow Rate: 1.0 mL/min).

Step 5: Synthesis of (*S*)-4-(6-(4-fluorobenzyl)-1,3-dioxo-5,6,11,11a-tetrahydro-1*H*-imidazo[1',5':1,6]pyrido[3,4-*b*]indol-2(3*H*)-yl)-2,2-dimethylbutanoic acid (1-39):

[00365] To a stirred solution of **6** in methanol (5 mL) was added ammonium formate (500 mg) under N₂. To the mixture was then added 10% Pd/C (10 mg). The mixture was vigorously stirred at room temperature for 2 hours. After completion, the mixture was filtered through Celite. The filtrate was evaporated to dryness. The residue was extracted with ethyl acetate (10 mL) and di water (10 mL). The organic layer was separated, washed with brine (10 mL), dried over Na₂SO₄, filtered and evaporated to dryness to afford the title compound **1-39** as a white solid. LC-MS (ESI): *m/z* 464 (M+H⁺).

Example 24: Synthesis of (*S*)-4-(6-(4-fluorobenzyl)-1,3-dioxo-5,6,11,11a-tetrahydro-1*H*-imidazo[1',5':1,6]pyrido[3,4-*b*]indol-2(3*H*)-yl)-3,3-dimethylbutanoic acid (1-42)



Step 1: Synthesis of methyl 4-amino-3,3-dimethylbutanoate hydrochloride (2):

[00366] To a stirred solution of 4-amino-3,3-dimethylbutanoic acid hydrochloride (50 mg, 0.29 mmol) in MeOH (15 mL) under inert atmosphere was added SOCl₂ (42.2 mg, 0.35 mmol) at 0 °C; heated the reaction mixture to 80 °C for 12 h. The mixture was cooled to RT and the volatiles were removed to afford crude compound **2** (70 mg) as an off-white solid, which was used as such. ¹H NMR (400 MHz, DMSO-*d*₆): δ 7.99-7.89 (br s, 3H), 3.59 (s, 3H), 2.80 (s, 2H), 2.38 (s, 2H), 1.01 (s, 6H); LC-MS (ESI): 100%; 146.3 (M+H⁺).

Step 2: Synthesis of methyl (*S*)-4-(6-(4-fluorobenzyl)-1,3-dioxo-5,6,11,11a-tetrahydro-1*H*-imidazo[1',5':1,6]pyrido[3,4-*b*]indol-2(3*H*)-yl)-3,3-dimethylbutanoate (3):

[00367] To a stirred solution of compound **2** (70 mg) in CH₂Cl₂ (10 mL) under inert atmosphere were added saturated NaHCO₃ (10 mL), triphosgene (57.2 mg, 0.19 mmol) at 0 °C. The reaction mixture was stirred at 0-20 °C for 2 h. After completion of the reaction by TLC, the reaction

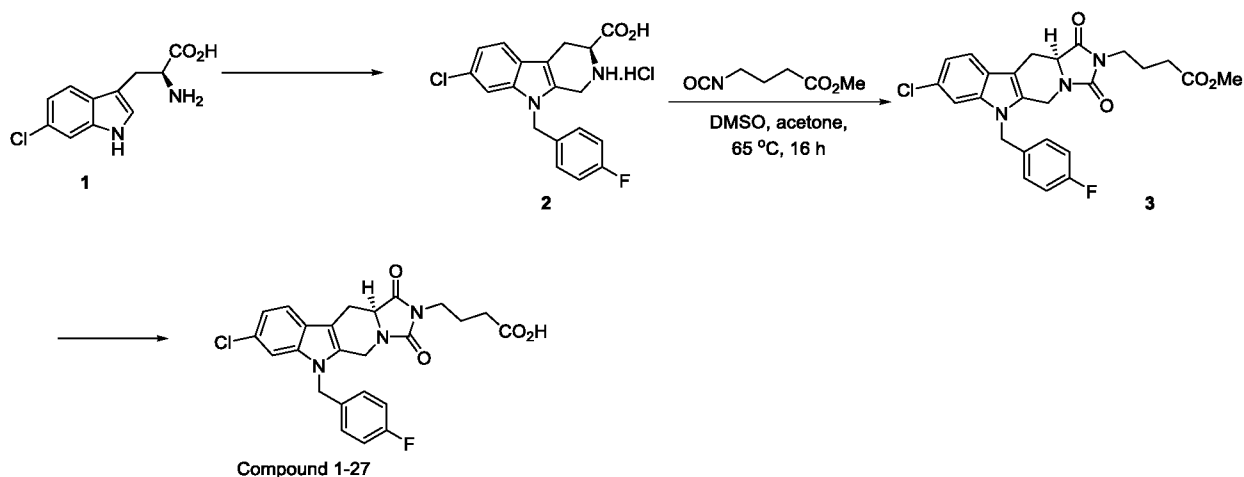
mixture was diluted with water (10 mL) and extracted with CH₂Cl₂ (2 x 25 mL). The combined organic extracts were dried over Na₂SO₄, filtered and concentrated under reduced pressure to obtain crude isocyanate (80 mg) as colorless oil.

[00368] To a stirred solution of crude isocyanate (80 mg) in acetone (2 mL) under inert atmosphere were added acid **1** (example 2, Step 4; 151 mg, 0.46 mmol) and DMSO (2 mL) at RT; heated to 65 °C for 12 h. After completion of the reaction by TLC, the reaction mixture was diluted with water (20 mL) and extracted with EtOAc (2 x 30 mL). The combined organic extracts were dried over Na₂SO₄, filtered and concentrated under reduced pressure to obtain the crude. The crude was purified (silica gel chromatography; 20% EtOAc/hexanes) to afford **3** (15 mg, 10% for three steps) as an off-white solid. **¹H NMR (400 MHz, CD₃OD):** δ 7.54 (d, J = 8.0 Hz, 1H), 7.36 (d, J = 8.0 Hz, 1H), 7.16 (t, J = 7.6 Hz, 1H), 7.11-6.98 (m, 5H), 5.36 (s, 2H), 4.96 (d, J = 15.6 Hz, 1H), 4.39-4.34 (m, 2H), 3.63 (s, 3H), 3.53 (s, 2H), 3.41-3.36 (m, 1H), 2.86-2.81 (m, 1H), 2.32 (s, 2H), 1.05 (s, 6H); **LC-MS (ESI):** 97.5%; m/z 476.8 (M+H⁺); **Chiral HPLC:** 95.2%, R_t = 10.73 min (Chiralpak IB, 250 x 4.6 mm, 5 μ m); mobile phase (A) 0.1% DEA in *n*-Hexane (B) CH₂Cl₂: MeOH (50: 50) (A : B : 80 : 20); at 1.0 mL/min).

Step 3: Synthesis of (S)-4-(6-(4-fluorobenzyl)-1,3-dioxo-5,6,11,11a-tetrahydro-1H-imidazo[1',5':1,6]pyrido[3,4-b]indol-2(3H)-yl)-3,3-dimethylbutanoic acid (1-42):

[00369] To a stirred solution of **3** in a mixture of 2 mL of THF, 1 mL of MeOH, and 1 mL of water was added 1 eq of 0.1 N NaOH at 0 °C. The mixture was stirred at room temperature for 24 hours then evaporated to dryness to afford the title compound **1-42**. **LC-MS (ESI):** m/z 486 (M+Na⁺)

Example 25: Synthesis of (S)-4-(8-chloro-6-(4-fluorobenzyl)-1,3-dioxo-5,6,11,11a-tetrahydro-1H-imidazo[1',5':1,6]pyrido[3,4-b]indol-2(3H)-yl)butanoic acid (1-27)



Step 1: Synthesis of (S)-7-chloro-9-(4-fluorobenzyl)-2,3,4,9-tetrahydro-1H-pyrido[3,4-b]indole-3-carboxylic acid hydrochloride (2):

[00370] Following the procedure of Example 5, Steps 1-4, but using 6-chloro-L-tryptophan as starting material in place of L-tryptophan, compound **2** was obtained. ¹H NMR (500 MHz, DMSO-*d*₆): δ 14.20 (br s, 1H), 9.92 (br s, 1H), 7.66 (s, 1H), 7.60 (d, *J* = 8.5 Hz, 1H), 7.18-7.09 (m, 5H), 5.48-5.40 (m, 2H), 4.54-4.51 (m, 1H), 4.47 (d, *J* = 16.0 Hz, 1H), 4.29 (d, *J* = 16.0 Hz, 1H), 3.37-3.33 (m, 1H), 3.08-3.05 (m, 1H).

Step 2: Synthesis of methyl 4-isocyanobutanoate:

[00371] To a stirred solution of methyl 4-aminobutanoate.HCl (550 mg, 3.58 mmol) in CH₂Cl₂ and aq. sat. NaHCO₃ solution (1:1; 20 mL) was added triphosgene (425 mg, 1.43 mmol) at 0 °C and stirred for 30 min. The reaction solution was warmed to RT and stirred for 2 h. The reaction mixture was then diluted with aq. sat. NaHCO₃ (10 mL) and extracted with CH₂Cl₂ (3 X 15 mL). The combined organic extracts were washed with brine (20 mL), dried over Na₂SO₄, filtered and concentrated under reduced pressure to obtain the crude isocyanate (466 mg).

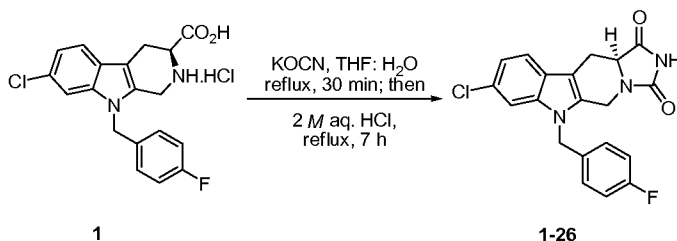
Step 3: Synthesis of methyl (S)-4-(8-chloro-6-(4-fluorobenzyl)-1,3-dioxo-5,6,11,11a-tetrahydro-1H-imidazo[1',5':1,6]pyrido[3,4-b]indol-2(3H)-yl)butanoate (3):

[00372] To a stirred solution of methyl 4-isocyanobutanoate (466 mg) in acetone (12 mL) under inert atmosphere were added compound **5** (100 mg, 0.27 mmol) and DMSO (6 mL) at RT; heated to 65 °C for 16 h. After completion of the reaction by TLC, the reaction mixture was extracted with EtOAc (3 x 30 mL). The combined organic extracts were washed with water (2 x 30 mL), dried over Na₂SO₄, filtered and concentrated under reduced pressure to obtain the crude. The crude was purified (silica gel chromatography; 20-30% EtOAc/hexanes) to afford **3** (13 mg, 10%) as a white solid. ¹H NMR (400 MHz, CD₃OD): δ 7.50 (d, *J* = 8.4 Hz, 1H), 7.40 (s, 1H), 7.09-7.01 (m, 5H), 5.34 (s, 2H), 4.94 (d, *J* = 16.0 Hz, 1H), 4.35-4.30 (m, 2H), 3.61 (s, 3H), 3.60-3.58 (m, 2H), 3.31-3.30 (m, 1H), 2.85-2.78 (m, 1H), 2.39 (t, *J* = 7.2 Hz, 2H), 1.97-1.90 (m, 2H); MS (ESI): *m/z* 484.5 (M+H⁺); Chiral HPLC: 80.3%, R_t = 24.09 min (Chiralpak IA, 250 x 4.6 mm, 5 μm); mobile phase (A) 0.1% DEA in *n*-Hexane (B) CH₂Cl₂: MeOH (50: 50) (A : B :: 80 : 20); at 1.0 mL/min).

Step 4: Synthesis of (S)-4-(8-chloro-6-(4-fluorobenzyl)-1,3-dioxo-5,6,11,11a-tetrahydro-1H-imidazo[1',5':1,6]pyrido[3,4-b]indol-2(3H)-yl)butanoic acid (1-27):

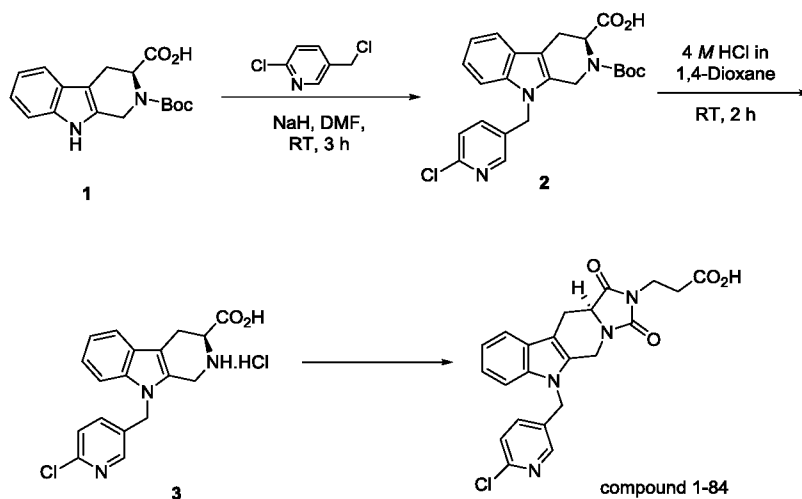
[00373] Following the procedure of Example 22, Step 5, but using ester **1** in place of tert-butyl (S)-3-(6-(4-fluorobenzyl)-1,3-dioxo-5,6,11,11a-tetrahydro-1H-imidazo[1',5':1,6]pyrido[3,4-b]indol-2(3H)-yl)propanoate, the title compound **1-27** was obtained. LC-MS (ESI): *m/z* 492 (M+Na⁺)

Example 26: Synthesis of (S)-8-chloro-6-(4-fluorobenzyl)-5,6,11,11a-tetrahydro-1H-imidazo[1',5':1,6]pyrido[3,4-b]indole-1,3(2H)-dione (1-26)



[00374] To a stirred solution of the acid **1** (Example 25, Step 1; 100 mg, 0.27 mmol) in THF:H₂O (1:1, 4 mL) was added KOCN (45 mg, 0.55 mmol) at RT under inert atmosphere. The reaction mixture was heated to reflux for 30 min. The reaction was cooled to RT and added 2.0M HCl (4 mL). The resultant solution was again heated to reflux for 7 h. The mixture was cooled to RT, the precipitated solid was filtered, washed with water (2 x 5 mL), *n*-pentane (2 x 5 mL). The obtained solid was purified (silica gel chromatography; 2-3% MeOH/CH₂Cl₂) to afford the title compound **1-26** (50 mg, 51%) as an off-white solid. ¹H NMR (400 MHz, DMSO-*d*₆): δ 10.93 (s, 1H), 7.66 (s, 1H), 7.56 (d, *J* = 8.4 Hz, 1H), 7.18-7.06 (m, 5H), 5.46 (d, *J* = 16.8 Hz, 1H), 5.39 (d, *J* = 16.8 Hz, 1H), 4.82 (d, *J* = 16.4 Hz, 1H), 4.35-4.31 (m, 1H), 4.24 (d, *J* = 16.4 Hz, 1H), 3.25-3.20 (m, 1H), 2.78-2.72 (m, 1H); LC-MS (ESI): 99.6%; *m/z* 383.2 (M-H⁺); Chiral HPLC: 100%, R_t = 23.40 min (Chiralpak IA, 250 x 4.6 mm, 5 μm); mobile phase (A) 0.1% DEA in *n*-Hexane (B) CH₂Cl₂: MeOH (50: 50) (A : B : 80 : 20); at 1.0 mL/min).

Example 27: Synthesis of (S)-3-(6-(((6-chloropyridin-3-yl)methyl)-1,3-dioxo-5,6,11,11a-tetrahydro-1H-imidazo[1',5':1,6]pyrido[3,4-b]indol-2(3H)-yl)propanoic acid (1-84)



Step 1: Synthesis of (*S*)-2-(*tert*-butoxycarbonyl)-9-((6-chloropyridin-3-yl)methyl)-2,3,4,9-tetrahydro-1*H*-pyrido[3,4-*b*]indole-3-carboxylic acid (2):

[00375] To a stirred solution of acid **1** (Example 5, Step 2; 1.0 g, 3.16 mmol) in DMF (50 mL) under inert atmosphere was added NaH (278 mg, 6.96 mmol) at 0 °C; then warmed to RT for 30 min. To this, 2-chloro-5-(chloromethyl)pyridine (622 mg, 3.79 mmol) was added at RT and stirred for 3 h. The reaction mixture was quenched with water (10 mL) and acidified with citric acid to pH ~5 and extracted with EtOAc (2 x 40 mL). The combined organic extracts were washed with water (20 mL), brine (20 mL), dried over Na₂SO₄, filtered and concentrated under reduced pressure to obtain the crude. The crude was purified (silica gel chromatography; 20% EtOAc/hexanes) to afford compound **2** (1.0 g, 72%) as an off-white solid. ¹H NMR (500 MHz, DMSO-*d*₆): ~1:1 rotamers; δ 12.85 (br s, 1H), 8.12 (s, ½ H), 8.08 (s, ½ H), 7.51-7.34 (m, 4H), 7.13-7.04 (m, 2H), 5.48-5.39 (m, 2H), 5.17-5.06 (m, 1H), 4.72-4.65 (m, 1H), 4.43 (d, *J* = 16.5 Hz, ½ H), 4.31 (d, *J* = 16.5 Hz, ½ H), 3.33-3.31 (m, 1H), 3.04-2.95 (m, 1H), 1.43 (s, 9H).

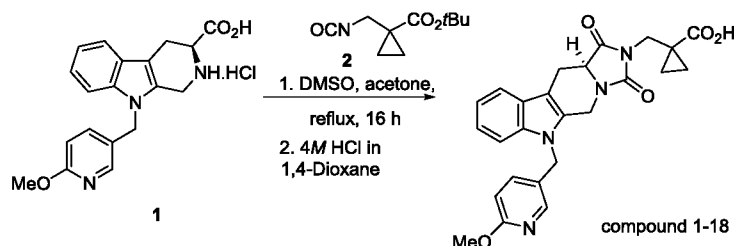
Step 2: Synthesis of (*S*)-9-((6-chloropyridin-3-yl)methyl)-2,3,4,9-tetrahydro-1*H*-pyrido[3,4-*b*]indole-3-carboxylic acid (3):

[00376] A solution of compound **2** (300 mg, 0.68 mmol) in 4.0 *M* HCl in 1,4-dioxane (5 mL) was stirred at RT under inert atmosphere for 2 h. The reaction mixture was diluted with EtOAc (25 mL), the solid precipitated was filtered, washed with EtOAc (5 mL), and concentrated under reduced pressure to obtain the compound **3** (150 mg, 49%) as a pale brown solid. ¹H NMR (500 MHz, DMSO-*d*₆): δ 8.70 (br s, 1H), 8.20 (s, 1H), 7.51 (d, *J* = 7.5 Hz, 1H), 7.45-7.41 (m, 3H), 7.12 (t, *J* = 7.5 Hz, 1H), 7.05 (t, *J* = 7.5 Hz, 1H), 5.42 (s, 2H), 4.29 (d, *J* = 15.5 Hz, 1H), 4.15 (d, *J* = 15.5 Hz, 1H), 3.65-3.62 (m, 1H), 3.17-3.13 (m, 1H), 2.86-2.81 (m, 1H).

Step 3: Synthesis of (*S*)-3-(6-((6-chloropyridin-3-yl)methyl)-1,3-dioxo-5,6,11,11*a*-tetrahydro-1*H*-imidazo[1',5':1,6]pyrido[3,4-*b*]indol-2(3*H*)-yl)propanoic acid (1-84):

[00377] Following the procedure of Example 5, Step 6 and 7 but using acid **3** as starting material the title compound **1-84** was obtained. ¹H NMR (500 MHz, CD₃OD): δ 8.12 (s, 1H), 7.57 (d, *J* = 8.0 Hz, 1H), 7.43-7.37 (m, 3H), 7.20 (t, *J* = 8.0 Hz, 1H), 7.13 (t, *J* = 8.0 Hz, 1H), 5.46 (s, 2H), 5.03 (d, *J* = 15.5 Hz, 1H), 4.39-4.36 (m, 2H), 3.86-3.82 (m, 2H), 3.41-3.37 (m, 1H), 2.88-2.82 (m, 1H), 2.69 (t, *J* = 7.5 Hz, 2H); MS (ESI): *m/z* 437.2 (M+H⁺); Chiral HPLC: 90.4%, R_t = 29.5 min (Chiralpak IA, 250 x 4.6 mm, 5 μ m); mobile phase (A) 0.1% TFA in *n*-Hexane (B) THF: MeOH (80: 20) (A : B :: 75 : 25); at 1.0 mL/min).

Example 28: Synthesis of (S)-1-((6-((6-methoxypyridin-3-yl)methyl)-1,3-dioxo-5,6,11,11a-tetrahydro-1H-imidazo[1',5':1,6]pyrido[3,4-b]indol-2(3H)-yl)methyl)cyclopropane-1-carboxylic acid (1-18)



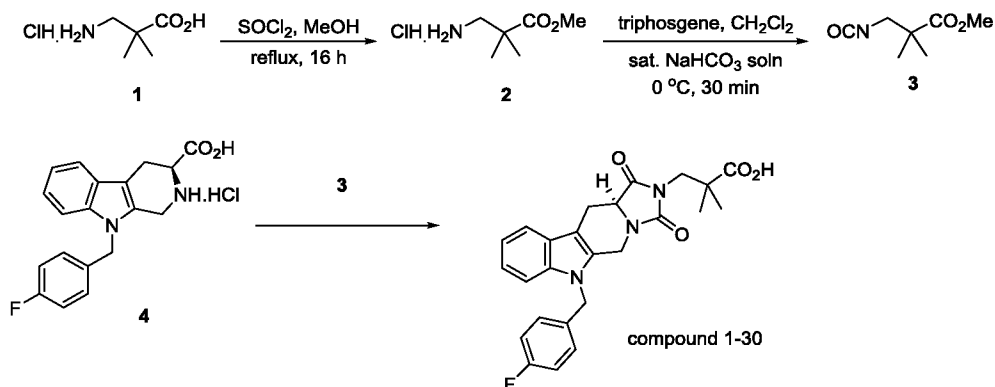
Step 1: Synthesis of *tert*-butyl 1-(isocyanatomethyl)cyclopropane-1-carboxylate (2):

[00378] To a stirred solution of *tert*-butyl 1-(aminomethyl)cyclopropane-1-carboxylate (150 mg, 0.87 mmol) in CH₂Cl₂ (20 mL) under inert atmosphere were added saturated aqueous NaHCO₃ (20 mL) and triphosgene (103 mg, 0.35 mmol) at 0 °C and stirred for 30 min. After completion of the reaction by TLC, the reaction mixture was diluted with water (20 mL) and extracted with CH₂Cl₂ (2 x 30 mL). The combined organic extracts were dried over Na₂SO₄, filtered and concentrated under reduced pressure to obtain crude isocyanate **2** (100 mg) as a colorless liquid, which was used without further purification. ¹H NMR (500 MHz, DMSO-*d*₆): δ 3.39 (s, 2H), 1.41 (s, 9H), 1.11-1.09 (m, 2H), 0.93-0.90 (m, 2H).

Step 2: Synthesis of (S)-1-((6-((6-methoxypyridin-3-yl)methyl)-1,3-dioxo-5,6,11,11a-tetrahydro-1H-imidazo[1',5':1,6]pyrido[3,4-b]indol-2(3H)-yl)methyl)cyclopropane-1-carboxylic acid (1-18):

[00379] Following the procedure of Example 5, Step 6 and 7 but using acid **1** (Example 27, Step 2) and isocyanate **2** as starting materials, the title compound **1-18** was prepared. ¹H NMR (400 MHz, CD₃OD): δ 7.93 (s, 1H), 7.61 (d, *J* = 8.8 Hz, 1H), 7.54 (d, *J* = 8.0 Hz, 1H), 7.39 (d, *J* = 8.0 Hz, 1H), 7.18 (t, *J* = 8.0 Hz, 1H), 7.11 (t, *J* = 8.0 Hz, 1H), 6.99 (d, *J* = 8.8 Hz, 1H), 5.39 (s, 2H), 5.02 (d, *J* = 16.4 Hz, 1H), 4.43-4.33 (m, 2H), 3.90 (d, *J* = 14.4 Hz, 1H), 3.83 (d, *J* = 14.4 Hz, 1H), 3.66 (s, 3H), 3.40-3.39 (m, 1H), 2.84-2.78 (m, 1H), 1.24-1.21 (m, 2H), 1.04-1.01 (m, 2H); MS (ESI): *m/z* 461.4 (M+H⁺); Chiral HPLC: 83.8%, R_t = 22.59 min (Chiralpak IA, 250 x 4.6 mm, 5 μm); mobile phase (A) 0.1% TFA in *n*-Hexane (B) THF: MeOH (80: 20) (A : B : 75 : 25); at 1.0 mL/min).

Example 29: Synthesis of (S)-3-(6-(4-fluorobenzyl)-1,3-dioxo-5,6,11,11a-tetrahydro-1H-imidazo [1',5':1,6]pyrido[3,4-b]indol-2(3H)-yl)-2,2-dimethylpropanoic acid (1-30)



Step 1: Synthesis of methyl 3-amino-2,2-dimethylpropanoate hydrochloride (2):

[00380] To a stirred solution of 3-amino-2,2-dimethylpropanoic acid HCl **1** (300 mg, 1.97 mmol) in MeOH (10 mL) was added SOCl₂ (1.5 mL) at 0 °C under inert atmosphere. The mixture was heated to reflux for 16 h then the volatiles were removed under reduced pressure, triturated with EtOAc (2 x 5 mL), *n*-pentane (2 x 5 mL) and dried under reduced pressure to obtain compound **2** (310 mg, 94%) as an off-white solid. ¹H NMR (500 MHz, DMSO-*d*₆): δ 8.10 (br s, 3H), 3.65 (s, 3H), 2.94 (s, 2H), 1.20 (s, 6H).

Step 2: Synthesis of methyl 3-isocyanato-2,2-dimethylpropanoate (3):

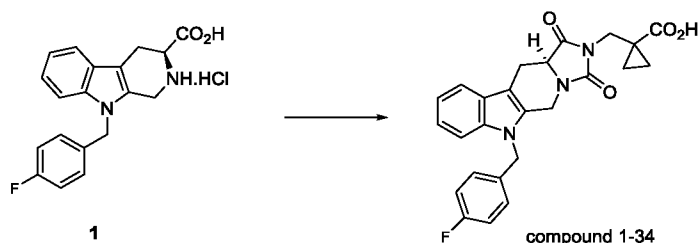
[00381] To a stirred solution of compound **2** (300 mg, 1.79 mmol) in CH₂Cl₂ (25 mL) under inert atmosphere were added saturated NaHCO₃ solution (25 mL) and triphosgene (241 mg, 0.81 mmol) at 0 °C and stirred for 2 h. After completion of the reaction by TLC, the mixture was diluted with water (20 mL) and extracted with CH₂Cl₂ (2 x 30 mL). The combined organic extracts were washed with water (20 mL), brine (20 mL), dried over Na₂SO₄, filtered and concentrated under reduced pressure to obtain crude isocyanate **3** (250 mg) as a pale brown liquid, which was used without purification. ¹H NMR (500 MHz, DMSO-*d*₆): δ 3.65 (s, 3H), 3.46 (s, 2H), 1.16 (s, 6H).

Step 3: Synthesis of (S)-3-(6-(4-fluorobenzyl)-1,3-dioxo-5,6,11,11a-tetrahydro-1H-imidazo [1',5':1,6]pyrido[3,4-b]indol-2(3H)-yl)-2,2-dimethylpropanoic acid (1-30):

Following the procedure of Example 5, Step 6 and 7, but using isocyanate **3** as starting material,

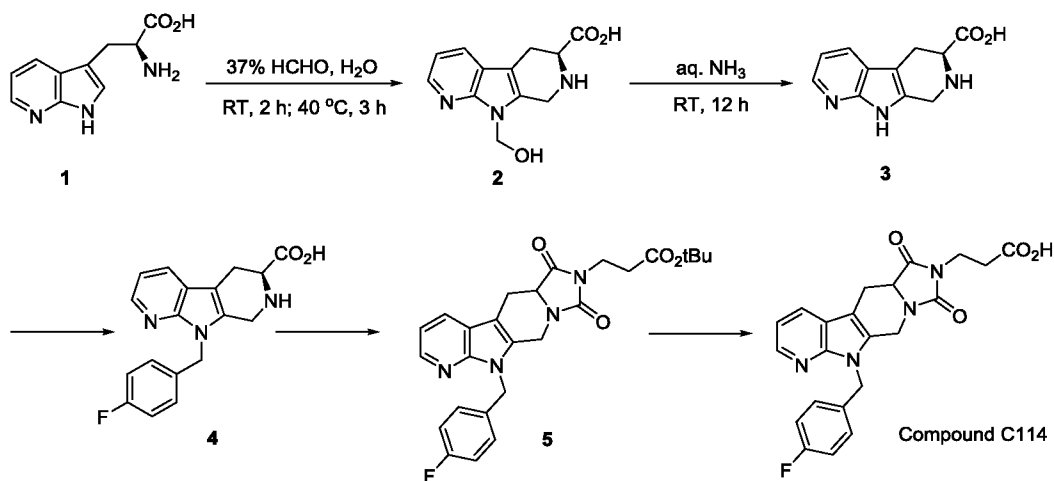
[00382] the title compound **1-30** was obtained. LC-MS (ESI): *m/z* 472 (M+Na⁺)

Example 30: Synthesis of (*S*)-1-((6-(4-fluorobenzyl)-1,3-dioxo-5,6,11,11a-tetrahydro-1*H*-imidazo[1',5':1,6]pyrido[3,4-*b*]indol-2(3*H*)-yl)methyl)cyclopropane-1-carboxylic acid (1-34)



[00383] Following the procedure of Example 5, Step 6 and 7, but using *tert*-butyl 1-(isocyanatomethyl) cyclopropane-1-carboxylate as starting material, the title compound **1-34** was obtained. LC-MS (ESI): m/z 470 ($M+Na^+$).

Example 31: Synthesis of 3-{8-[(4-fluorophenyl)methyl]-12,14-dioxo-6,8,11,13-tetraazatetracyclo [7.7.0.0², 7.0^{11,15}]hexadeca-1(9),2(7),3,5-tetraen-13-yl}propionic acid (C114)



Step 1: Synthesis of (*S*)-9-(hydroxymethyl)-6,7,8,9-tetrahydro-5*H*-pyrrolo[2,3-*b*:5,4-*c'*]dipyridine-6-carboxylic acid (2):

[00384] To a stirred solution of (*S*)-2-amino-3-(1*H*-pyrrolo[2,3-*b*]pyridin-3-yl)propanoic acid **1** (500 mg, 2.43 mmol) in water (1 mL) was added 37% aq. formaldehyde (73.2 mg, 2.43 mmol) at RT under inert atmosphere and stirred for 2 h. The reaction mixture was then heated to 40 °C for 3 h. The reaction mixture was cooled to RT, filtered and the solid obtained was dried under reduced pressure to afford compound **2** (220 mg, 36%) as an off-white solid. ¹H NMR (400 MHz, DMSO-*d*₆): δ 8.23-8.21 (m, 1H), 7.92 (d, J = 8.8 Hz, 1H), 7.12-7.09 (m, 1H), 6.41 (br s, 1H), 5.59-5.52 (m, 2H), 4.42 (d, J = 16.0 Hz, 1H), 4.28 (d, J = 16.0 Hz, 1H), 3.62-3.58 (m, 1H), 3.16-3.12 (m, 1H), 2.85-2.79 (m, 1H).

Step 2: Synthesis of (S)-6,7,8,9-tetrahydro-5H-pyrrolo[2,3-b:5,4-c']dipyridine-6-carboxylic acid (3):

[00385] A solution of compound **2** (220 mg, 0.89 mmol) in aqueous ammonia solution (2 mL) was stirred at RT under inert atmosphere for 12 h. The mixture was concentrated under reduced pressure to afford compound **3** (190 mg) as an off-white solid. **¹H NMR (400 MHz, DMSO-*d*₆):** δ 11.40 (br s, 1H), 8.14 (dd, *J* = 4.8, 1.6 Hz, 1H), 7.86 (d, *J* = 7.6 Hz, 1H), 7.04-7.01 (m, 1H), 4.21 (d, *J* = 16.0 Hz, 1H), 4.16 (d, *J* = 16.0 Hz, 1H), 3.61-3.57 (m, 1H), 3.13-3.08 (m, 1H), 2.81-2.75 (m, 1H); **LC-MS (ESI):** 96.9%; *m/z* 218.1 (M+H⁺).

Step 3: Synthesis of (S)-9-(4-fluorobenzyl)-6,7,8,9-tetrahydro-5H-pyrrolo[2,3-b:5,4-c']dipyridine-6-carboxylic acid (4):

[00386] Following the procedure of Example 5, Step 3-5, but using acid **3** as starting material the acid **4** was prepared and used without purification.

Step 4: Synthesis of tert-butyl 3-{8-[(4-fluorophenyl)methyl]-12,14-dioxo-6.8.11.13-tetraazatetracyclo [7.7.0.02, 7.011,15]hexadeca-1(9),2(7),3,5-tetraen-13-yl}propionate (5):

[00387] Following the procedure of Example 5, Step 6, but using acid **4** as starting material, the title compound **5** was obtained. **¹H NMR (400 MHz, CD₃OD):** δ 8.26 (d, *J* = 6.4 Hz, 1H), 8.00 (d, *J* = 8.0 Hz, 1H), 7.19-7.12 (m, 3H), 7.04-7.00 (m, 2H), 5.56-5.46 (m, 2H), 4.94 (d, *J* = 16.4 Hz, 1H), 4.35-4.31 (m, 2H), 3.77 (t, *J* = 6.8 Hz, 2H), 3.40-3.35 (m, 1H), 2.84-2.78 (m, 1H), 2.61-2.56 (m, 2H), 1.40 (s, 9H); **LC-MS (ESI):** 98.7%; *m/z* 479.5 (M+H⁺); **Chiral HPLC:** *R*_t = 23.22 min (51.65%); 24.66 min (48.35%) (Chiralpak IA, 250 x 4.6 mm, 5 μ m); mobile phase (A) 0.1% TFA in *n*-Hexane (B) THF: MeOH (80: 20) (A : B :: 85 : 15); at 1.0 mL/min).

Step 5: Synthesis of 3-{8-[(4-fluorophenyl)methyl]-12,14-dioxo-6.8.11.13-tetraazatetracyclo [7.7.0.02, 7.011,15]hexadeca-1(9),2(7),3,5-tetraen-13-yl}propionic acid (C114):

[00388] Following the procedure of Example 5, Step 7 but using ester **5** in place of tert-butyl (S)-3-(6-(4-fluorobenzyl)-1,3-dioxo-5,6,11,11a-tetrahydro-1H-imidazo[1',5':1,6]pyrido[3,4-b]indol-2(3H)-yl)propanoate, the title compound **C114** was obtained. **LC-MS (ESI):** *m/z* 423 (M+H⁺).

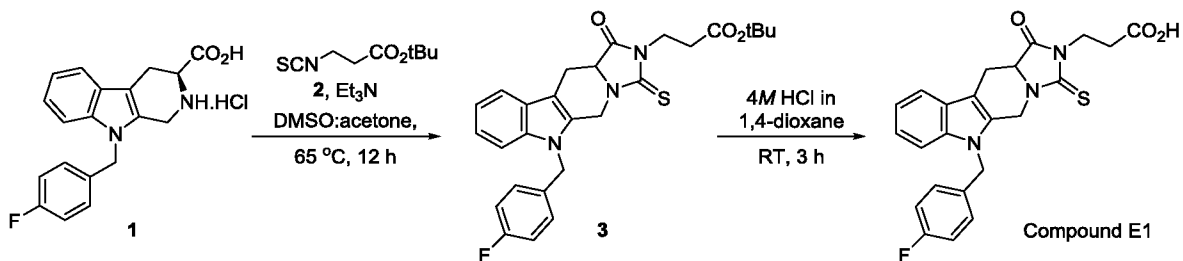
Example 32: Synthesis of 3-{8-[(4-fluorophenyl)methyl]-12,14-dioxo-6.8.11.13-tetraazatetracyclo [7.7.0.0.2, 7.011,15]hexadeca-1(9),2(7),3,5-tetraen-13-yl}propionic acid (C114 Enantiomer A) and 3-{8-[(4-fluorophenyl)methyl]-12,14-dioxo-6.8.11.13-tetraazatetracyclo [7.7.0.0.2, 7.011,15]hexadeca-1(9),2(7),3,5-tetraen-13-yl} propionic acid (C114 Enantiomer B)

[00389] Compound **5** from Example 31 (racemate) was separated by Chiral HPLC (Chiralpak IC, 250 x 4.6 mm, 5 μ m; mobile phase (A) 0.1% DEA in *n*-Hexane (B) EtOH (A : B :: 80 : 20); at 1.0 mL/min).

[00390] First eluted was **compound 5 Enantiomer A**: $^1\text{H-NMR}$ is identical with racemate **5** data; **MS (ESI)**: m/z 479.6 ($\text{M}+\text{H}^+$); **Chiral HPLC**: 98.4%; $R_t = 25.14$ min. This material was deprotected according to Example 31, Step 4 to give **C114 Enantiomer A**

[00391] Second eluted was **compound 5 Enantiomer B**: $^1\text{H-NMR}$ is identical with racemate **5** data; **MS (ESI)**: m/z 479.6 ($\text{M}+\text{H}^+$); **Chiral HPLC**: 97.4%; $R_t = 31.72$ min. This material was deprotected according to Example 31, Step 4 to give **C114 Enantiomer B**

Example 33: Synthesis of (S)-3-(6-(4-fluorobenzyl)-1-oxo-3-thioxo-5,6,11,11a-tetrahydro-1H-imidazo [1',5':1,6]pyrido[3,4-b]indol-2(3H)-yl)propanoic acid (E1)



Step 1: Synthesis of *tert*-butyl 3-isothiocyanatopropanoate (2):

[00392] To a stirred solution of β -alanine *tert*-butyl ester.HCl (200 mg, 1.10 mmol) in CH_2Cl_2 (20 mL) under inert atmosphere were added thiophosgene (38.11 mg, 0.33 mmol) and aq. NaHCO_3 (20 mL) at 0 °C and stirred for 2 h. After completion of the reaction by TLC, the mixture was diluted with water (25 mL) and extracted with CH_2Cl_2 (3 X 25 mL). The combined organic extracts were dried Na_2SO_4 , filtered and concentrated under reduced pressure to obtain crude thioisocyanate **2** (200 mg) as a yellow oil, which was used without further purification.

Step 2: Synthesis of *tert*-butyl (S)-3-(6-(4-fluorobenzyl)-1-oxo-3-thioxo-5,6,11,11a-tetrahydro-1H-imidazo[1',5':1,6]pyrido[3,4-b]indol-2(3H)-yl)propanoate (3):

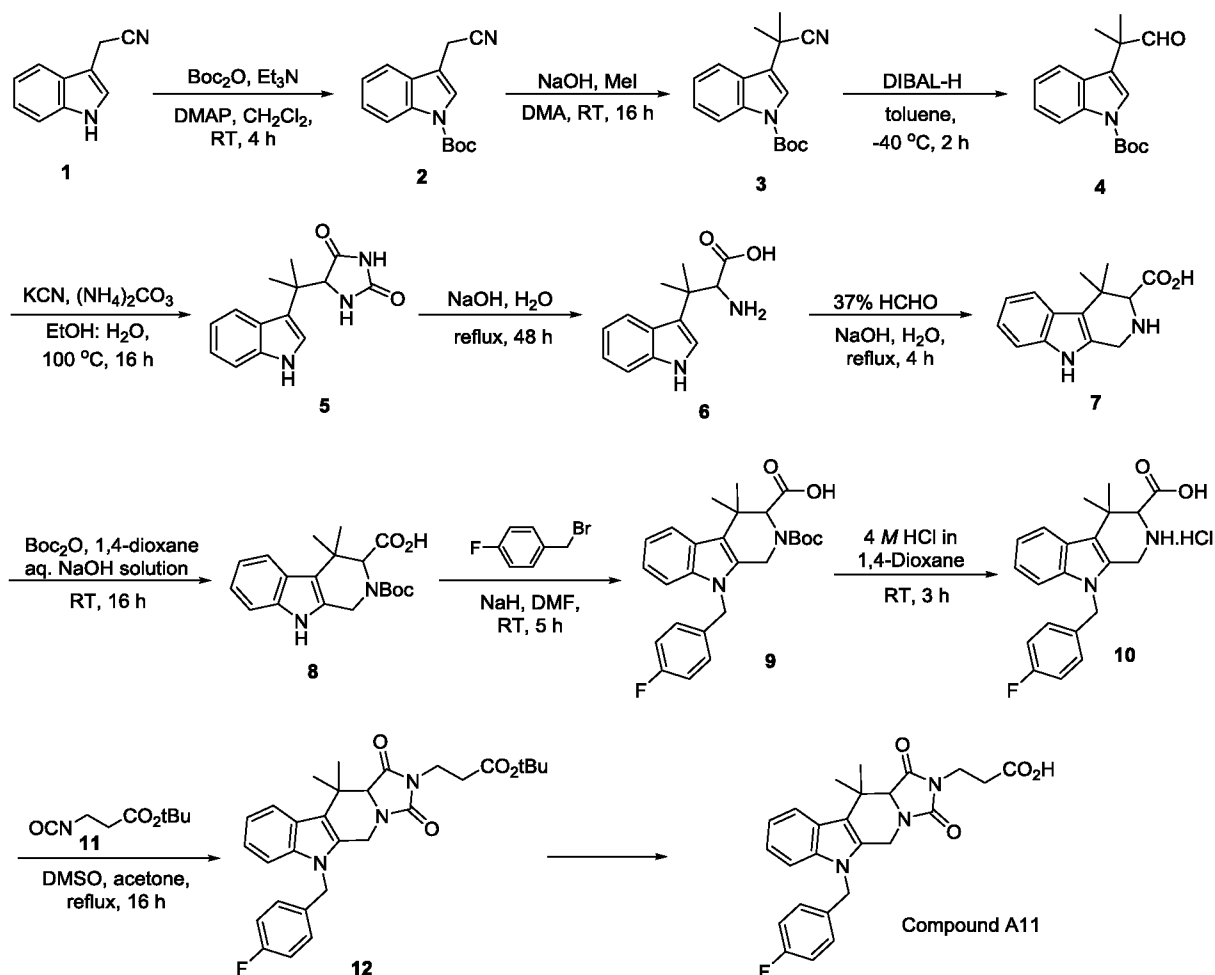
[00393] To a stirred solution of acid **1** (Example 2, Step 4; 346.5 mg, 1.07 mmol) in acetone (20 mL) under inert atmosphere were added crude thioisocyanate **2** (200 mg), Et_3N (108 mg, 1.06 mmol) and DMSO (5 mL) at RT under inert atmosphere. The reaction was heated to 65 °C and

stirred for 12 h. The mixture was diluted with water (20 mL) and extracted with EtOAc (2 x 30 mL). The combined organic extracts were dried over Na₂SO₄, filtered and concentrated under reduced pressure to obtain the crude. The crude was purified (silica gel chromatography; 10-15% EtOAc/hexanes) to afford compound **3** (250 mg, 47%) as a yellow solid. **¹H NMR (500 MHz, CDCl₃):** δ 7.54 (d, J = 8.0 Hz, 1H), 7.29-7.17 (m, 3H), 7.03-6.98 (m, 4H), 5.54 (d, J = 16.0 Hz, 1H), 5.33 (d, J = 16.5 Hz, 1H), 5.22 (d, J = 16.5 Hz, 1H), 4.43 (d, J = 16.0 Hz, 1H), 4.31-4.30 (m, 1H), 4.17-4.13 (m, 2H), 3.47-3.46 (m, 1H), 2.91-2.89 (m, 1H), 2.71-2.67 (m, 2H), 1.44 (s, 9H); **LC-MS (ESI):** 89.9%; m/z 492.6 (M-H⁺).

Step 3: Synthesis of (S)-3-(6-(4-fluorobenzyl)-1-oxo-3-thioxo-5,6,11,11a-tetrahydro-1H-imidazo [1',5':1,6]pyrido[3,4-*b*]indol-2(3H)-yl)propanoic acid (E1):

[00394] A solution of compound **3** (100 mg, 0.20 mmol) in 4.0 M HCl in 1,4-dioxane (2 mL) was stirred at 0 °C-RT for 3 h under inert atmosphere. The volatiles were removed under reduced pressure. The residue was diluted with water (10 mL) and extracted with EtOAc (2 x 20 mL). The combined organic extracts were dried over Na₂SO₄, filtered and concentrated under reduced pressure. The residue was triturated with *n*-pentane (8 mL) to afford 50 mg of the title compound **E1** (57%) with 90% HPLC purity as a brown solid. **¹H NMR (500 MHz, CD₃OD):** δ 7.54 (d, J = 7.5 Hz, 1H), 7.37 (d, J = 8.0 Hz, 1H), 7.18 (t, J = 7.5 Hz, 1H), 7.12-7.01 (m, 5H), 5.49 (d, J = 16.5 Hz, 1H), 5.38 (s, 2H), 4.52-4.49 (m, 2H), 4.16-4.12 (m, 2H), 3.44-3.40 (m, 1H), 2.90-2.85 (m, 1H), 2.76-2.71 (m, 2H); **MS (ESI):** m/z 436.2 (M-H⁺); **Chiral HPLC:** R_t = 11.70 min (42.2%); 14.52 min (40.79%) (Chiralpak IB, 250 x 4.6 mm, 5 μ m); mobile phase (A) 0.1% TFA in *n*-Hexane (B) CH₂Cl₂: MeOH (50: 50) (A : B : 80 : 20); at 1.0 mL/min).

Example 34: Synthesis of 3-(6-(4-fluorobenzyl)-11,11-dimethyl-1,3-dioxo-5,6,11,11a-tetrahydro-1H-imidazo[1',5':1,6]pyrido[3,4-b]indol-2(3H)-yl)propanoic acid (A11)



Step 1: Synthesis of tert-butyl 3-(cyanomethyl)-1H-indole-1-carboxylate (2):

[00395] To a stirred solution of 2-(1H-indol-3-yl)acetonitrile **1** (5.0 g, 32.0 mmol) in CH_2Cl_2 (100 mL) were added Et_3N (5.8 g, 57.6 mmol), DMAP (234 mg, 1.92 mmol) and Boc-anhydride (8.3 g, 38.4 mmol) at RT under inert atmosphere. The reaction was stirred for 4 h and monitored by TLC. The reaction mixture was diluted with water (100 mL) and extracted with CH_2Cl_2 (3 x 75 mL). The combined organic extracts were dried over Na_2SO_4 , filtered and concentrated under reduced pressure to obtain the crude. The crude product was triturated with *n*-pentane (2 x 20 mL) and dried under reduced pressure to afford compound **2** (7.0 g, 85%) as an off-white solid.

¹H NMR (500 MHz, DMSO-*d*₆): δ 8.08 (d, J = 8.0 Hz, 1H), 7.70-7.67 (m, 2H), 7.40 (t, J = 8.0 Hz, 1H), 7.32 (t, J = 8.0 Hz, 1H), 4.12 (s, 2H), 1.63 (s, 9H).

Step 2: Synthesis of tert-butyl 3-(2-cyanopropan-2-yl)-1H-indole-1-carboxylate (3):

[00396] To a stirred solution of compound **2** (7.0 g, 27.31 mmol) in *N,N*-dimethylacetamide (75 mL) was added NaOH (3.2 g, 80.0 mmol) at 0°C under inert atmosphere and stirred for 30 min. To this, MeI (11.5 g, 81.56 mmol) was added at 0°C and the reaction was warmed to RT and

stirred for 16 h. The reaction mixture was diluted with water (50 mL) and extracted with EtOAc (2 x 75 mL). The combined organic extracts were washed with water (40 mL), brine (40 mL), dried over Na₂SO₄, filtered and concentrated under reduced pressure to obtain the crude. The crude product was purified (silica gel chromatography; 5% EtOAc/hexanes) to afford compound **3** (4.5 g, 58%) as an off-white solid. ¹H NMR (500 MHz, DMSO-*d*₆): δ 8.12 (d, *J* = 8.0 Hz, 1H), 7.84 (d, *J* = 7.5 Hz, 1H), 7.60 (s, 1H), 7.42-7.39 (m, 1H), 7.36-7.33 (m, 1H), 1.80 (s, 6H), 1.64 (s, 9H).

Step 3: Synthesis of *tert*-butyl 3-(2-methyl-1-oxopropan-2-yl)-1*H*-indole-1-carboxylate (4):

[00397] To a stirred solution of compound **3** (4.5 g, 15.82 mmol) in toluene (150 mL) under inert atmosphere was added DIBAL-H (2.3 g, 16.17 mmol) drop wise at -40 °C for 10 min. The reaction was stirred for 2 h. The reaction mixture was quenched with a mixture of ether (40 mL), aqueous NH₄Cl solution (40 mL) and extracted with ether (3 x 75 mL). The combined organic extracts were washed with water (50 mL), brine (50 mL), dried over Na₂SO₄, filtered and concentrated under reduced pressure to obtain the crude. The crude was purified (silica gel chromatography; 3% EtOAc/hexanes) to afford compound **4** (2.5 g, 55%) as an off-white solid. ¹H NMR (500 MHz, DMSO-*d*₆): δ 9.52 (s, 1H), 8.09 (d, *J* = 8.0 Hz, 1H), 7.57 (s, 1H), 7.43 (d, *J* = 8.0 Hz, 1H), 7.34 (t, *J* = 8.0 Hz, 1H), 7.23 (t, *J* = 8.0 Hz, 1H), 1.64 (s, 9H), 1.49 (s, 6H).

Step 4: Synthesis of 5-(2-(1*H*-indol-3-yl)propan-2-yl)imidazolidine-2,4-dione (5):

[00398] To a stirred solution of compound **4** (2.0 g, 6.96 mmol) in EtOH: H₂O (1:1, 40 mL) under inert atmosphere were added KCN (779 mg, 11.98 mmol), (NH₄)₂CO₃ (2.67 g, 27.81 mmol) at RT; heated to 100 °C and stirred for 16 h in sealed tube. The mixture was cooled to RT, diluted with water (60 mL) and extracted with EtOAc (3 X 70 mL). The combined organic extracts were washed with water (60 mL), brine (60 mL), dried over Na₂SO₄, filtered and concentrated under reduced pressure to obtain the crude compound **5** (1.6 g) as an off-white solid, which was used without further purification. ¹H NMR (500 MHz, DMSO-*d*₆): δ 10.87 (s, 1H), 10.27 (s, 1H), 7.75-7.74 (m, 2H), 7.32 (d, *J* = 8.5 Hz, 1H), 7.06-7.01 (m, 2H), 6.92 (t, *J* = 8.0 Hz, 1H), 4.30 (s, 1H), 1.48 (s, 6H); LC-MS (ESI): 92.6%; *m/z* 258.0 (M+H⁺).

Step 5: Synthesis of 2-amino-3-(1*H*-indol-3-yl)-3-methylbutanoic acid (6):

[00399] To a stirred solution of compound **5** (1.6 g, 6.22 mmol) in H₂O (3.6 mL) under inert atmosphere was added NaOH (2.76 g, 68.48 mmol) at RT; heated to reflux for 48 h. The mixture was cooled to RT, the solution was filtered, washed with water (2 x 20 mL) and the filtrate was concentrated under reduced pressure to obtain the crude compound **6** (2.1 g) as an off-white solid, which was used without further purification. ¹H NMR (500 MHz, DMSO-*d*₆): δ 10.84 (s,

1H), 7.73 (d, $J = 8.0$ Hz, 1H), 7.34 (d, $J = 7.5$ Hz, 1H), 7.05-7.02 (m, 2H), 6.94 (t, $J = 8.0$ Hz, 1H), 3.68 (s, 1H), 1.51 (s, 3H), 1.31 (s, 3H).

Step 6: Synthesis of 4,4-dimethyl-2,3,4,9-tetrahydro-1H-pyrido[3,4-b]indole-3-carboxylic acid (7):

[00400] To a stirred solution of crude compound **6** (1.3 g) in H₂O (3.3 mL) under inert atmosphere were added NaOH (224 mg, 5.60 mmol), 37% formalin (0.45 mL, 5.60 mmol) at RT; heated to reflux and stirred for 4 h. The mixture was cooled to RT, acidified with 10% aq. HCl solution (to pH ~4). The precipitated solid was filtered, washed with water (2 x 10 mL) and *n*-pentane (2 x 10 mL). The obtained solid was triturated with CH₂Cl₂ (2 x 5 mL), *n*-pentane (2 x 5 mL) and dried under reduced pressure to obtain **7** (750 mg, ~58%) as a pale yellow solid. ¹H NMR (400 MHz, DMSO-*d*₆): δ 11.05 (s, 1H), 9.55 (br s, 1H), 7.61 (d, $J = 8.0$ Hz, 1H), 7.34 (d, $J = 8.0$ Hz, 1H), 7.06 (t, $J = 8.0$ Hz, 1H), 6.97 (t, $J = 8.0$ Hz, 1H), 4.25 (d, $J = 15.6$ Hz, 1H), 4.08 (d, $J = 15.6$ Hz, 1H), 3.69-3.67 (m, 1H), 1.71 (s, 3H), 1.35 (s, 3H); LC-MS (ESI): 85.7%; m/z 245.2 (M+H⁺).

Step 7: Synthesis of 2-(tert-butoxycarbonyl)-4,4-dimethyl-2,3,4,9-tetrahydro-1H-pyrido[3,4-b]indole-3-carboxylic acid (8):

[00401] To a stirred solution of compound **7** (700 mg, 2.86 mmol) in 1,4-dioxane:H₂O (2:1, 19.8 mL) under inert atmosphere was added NaOH (229 mg, 5.73 mmol) at 0 °C. To this Boc-anhydride (938 mg, 4.30 mmol) was added at 0 °C; warmed to RT and stirred for 16 h. The mixture was acidified with saturated citric acid solution (up to pH ~4) and extracted with EtOAc (2 x 30 mL). The combined organic extracts were dried over Na₂SO₄, filtered and concentrated under reduced pressure to obtain the crude. The crude was purified (silica gel chromatography; 1-2% MeOH/ CH₂Cl₂) to afford compound **8** (350 mg, 35%) as an off-white solid. ¹H NMR (500 MHz, DMSO-*d*₆): (1:1 rotameric mixture) δ 12.53 (br s, 1H), 10.86 (br s, ½ H), 10.83 (br s, ½ H), 7.56 (d, $J = 8.0$ Hz, 1H), 7.28-7.27 (m, 1H), 7.00 (t, $J = 8.0$ Hz, 1H), 6.92 (t, $J = 8.0$ Hz, 1H), 4.74 (d, $J = 17.5$ Hz, 1H), 4.64-4.52 (m, 2H), 1.62 (s, 3H), 1.46 (s, 9/2H), 1.44 (s, 9/2 H), 1.28 (s, 3H).

Step 8: Synthesis of 2-(tert-butoxycarbonyl)-9-(4-fluorobenzyl)-4,4-dimethyl-2,3,4,9-tetrahydro-1H-pyrido[3,4-b]indole-3-carboxylic acid (9):

[00402] To a stirred solution of compound **8** (350 mg, 1.01 mmol) in DMF (5 mL) under inert atmosphere was added NaH (107 mg, 60% in mineral oil; 2.67 mmol) at 0 °C; warmed to RT and stirred for 1 h. To this, 4-fluorobenzyl bromide (230 mg, 1.22 mmol) in DMF (1 mL) was added at 0 °C. The reaction was warmed to RT and stirred for 5 h. The mixture was quenched with water (5 mL) and acidified with saturated citric acid solution (to pH ~5-6) and extracted with EtOAc (2

x 40 mL). The combined organic extracts were washed with water (20 mL), dried over Na₂SO₄, filtered and concentrated under reduced pressure to obtain the crude. The crude was purified (silica gel chromatography; 1% MeOH/CH₂Cl₂) to afford compound **9** (360 mg, 78%) as an off-white solid. **¹H NMR (400 MHz, CDCl₃):** δ 7.69 (d, J = 7.6 Hz, 1H), 7.18 (d, J = 7.6 Hz, 1H), 7.12-7.04 (m, 2H), 6.91-6.89 (m, 4H), 5.26-5.13 (m, 2H), 4.90-4.81 (m, 1H), 4.69-4.66 (m, 1H), 4.57-4.44 (m, 1H), 1.76 (s, 3H), 1.46 (s, 9H), 1.41 (s, 3H).

Step 9: Synthesis of 9-(4-fluorobenzyl)-4,4-dimethyl-2,3,4,9-tetrahydro-1H-pyrido[3,4-b]indole-3-carboxylic acid hydrochloride (10):

[00403] A solution of compound **9** (360 mg, 0.79 mmol) in 4.0 M HCl in 1,4-dioxane (6 mL) was stirred at 0 °C-RT under inert atmosphere for 3 h. The volatiles were removed under reduced pressure and the obtained solid was washed with ether (2 x 8 mL) to afford compound **10** (250 mg, 81%) as an off-white solid. **¹H NMR (400 MHz, DMSO-*d*₆):** δ 14.21 (br s, 1H), 10.39 (br s, 1H), 7.71 (d, J = 7.6 Hz, 1H), 7.44 (d, J = 7.6 Hz, 1H), 7.15-7.04 (m, 6H), 5.40 (s, 2H), 4.41-4.33 (m, 2H), 4.25 (s, 1H), 1.72 (s, 3H), 1.43 (s, 3H).

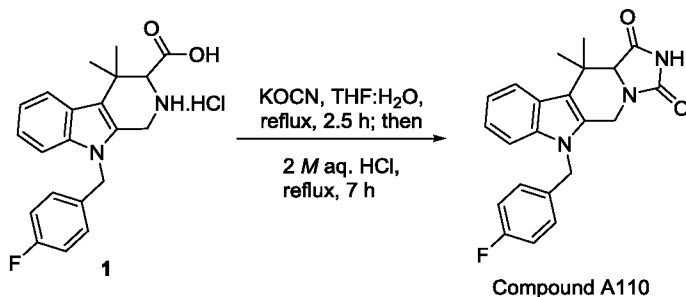
Step 10: Synthesis of *tert*-butyl 3-(6-(4-fluorobenzyl)-11,11-dimethyl-1,3-dioxo-5,6,11,11a-tetrahydro-1H-imidazo[1',5':1,6]pyrido[3,4-b]indol-2(3H)-yl)propanoate (12):

[00404] To a stirred solution of compound **10** (100 mg, 0.28 mmol) in acetone (20 mL) under inert atmosphere was added crude isocyanate **11** (228 mg) and DMSO (3 mL) at RT; heated to reflux and stirred for 16 h. The mixture was diluted with water (20 mL) and extracted with EtOAc (2 x 30 mL). The combined organic extracts were washed with water (20 mL), dried over Na₂SO₄, filtered and concentrated under reduced pressure to obtain the crude. The crude was purified (silica gel chromatography; 15% EtOAc/hexanes) to afford **12** (22 mg, 15%) as an off-white solid. **¹H NMR (400 MHz, CDCl₃):** δ 7.78 (d, J = 8.0 Hz, 1H), 7.30 (d, J = 8.0 Hz, 1H), 7.24 (t, J = 8.0 Hz, 1H), 7.12 (t, J = 8.0 Hz, 1H), 7.01-6.96 (m, 4H), 5.28 (d, J = 16.0 Hz, 1H), 5.14 (d, J = 16.0 Hz, 1H), 5.02 (d, J = 16.8 Hz, 1H), 4.24 (d, J = 16.8 Hz, 1H), 3.92 (s, 1H), 3.84-3.82 (m, 2H), 2.60 (t, J = 7.2 Hz, 2H), 1.94 (s, 3H), 1.40 (s, 9H), 1.26 (s, 3H); **LC-MS (ESI):** 98.9%; m/z 504.7 (M-H⁺).

Step 11: Synthesis of 3-(6-(4-fluorobenzyl)-11,11-dimethyl-1,3-dioxo-5,6,11,11a-tetrahydro-1H-imidazo[1',5':1,6]pyrido[3,4-b]indol-2(3H)-yl)propanoic acid (A11):

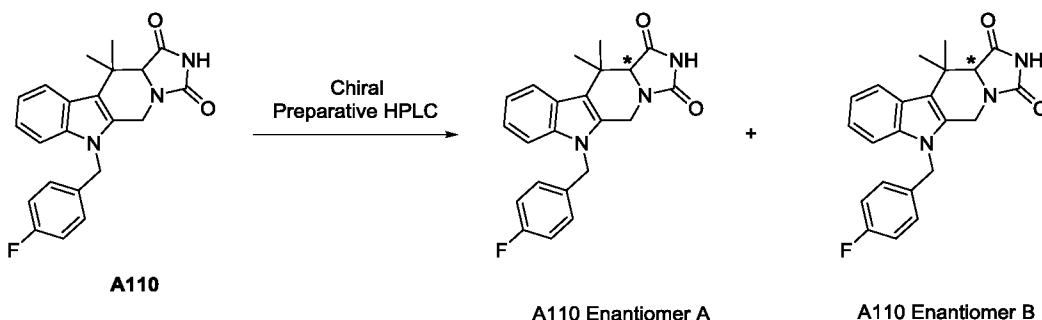
[00405] Following the procedure of Example 5, Step 7 but using ester **12** in place of *tert*-butyl (S)-3-(6-(4-fluorobenzyl)-1,3-dioxo-5,6,11,11a-tetrahydro-1H-imidazo[1',5':1,6]pyrido[3,4-b]indol-2(3H)-yl)propanoate, the title compound **A11** was obtained. **LC-MS (ESI):** m/z 450 (M+H⁺).

Example 35: Synthesis of 6-(4-fluorobenzyl)-11,11-dimethyl-5,6,11,11a-tetrahydro-1H-imidazo[1',5':1,6]pyrido[3,4-b]indole-1,3(2H)-dione (A110)



[00406] To a stirred solution of compound **1** (Example 34, Step 9; 100 mg, 0.25 mmol) in THF:H₂O (1:1, 4 mL) under inert atmosphere was added KOCN (45.8 mg, 0.56 mmol) at RT; heated to reflux and stirred for 2.5 h. The reaction mixture was cooled to RT and was added 2.0 M aqueous HCl (4 mL). The reaction mixture was heated to reflux and stirred for 7 h. The mixture was cooled to RT, the precipitated solid was filtered, washed with water (2 x 10 mL), *n*-pentane (2 x 5 mL) and dissolved in 10% MeOH/CH₂Cl₂ (20 mL) and concentrated under reduced pressure to obtain the crude. The crude was purified (silica gel chromatography; 1-2% MeOH/CH₂Cl₂) to afford the title compound **A110** (40 mg, 42%) as an off-white solid. ¹H NMR (500 MHz, DMSO-*d*₆): δ 10.95 (s, 1H), 7.72 (d, *J* = 8.0 Hz, 1H), 7.47 (d, *J* = 8.0 Hz, 1H), 7.15-7.08 (m, 4H), 7.03 (t, *J* = 8.0 Hz, 2H), 5.38 (s, 2H), 4.84 (d, *J* = 16.5 Hz, 1H), 4.24 (d, *J* = 16.5 Hz, 1H), 4.12 (s, 1H), 1.76 (s, 3H), 1.17 (s, 3H); LC-MS (ESI): 99.4%; *m/z* 376.4 (M-H⁺).

Example 36: Synthesis of 6-(4-fluorobenzyl)-11,11-dimethyl-5,6,11,11a-tetrahydro-1H-imidazo[1',5':1,6]pyrido[3,4-b]indole-1,3(2H)-dione (A110 Enantiomer A) & 6-(4-fluorobenzyl)-11,11-dimethyl-5,6,11,11a-tetrahydro-1H-imidazo[1',5':1,6]pyrido[3,4-b]indole-1,3(2H)-dione (A110 Enantiomer B)

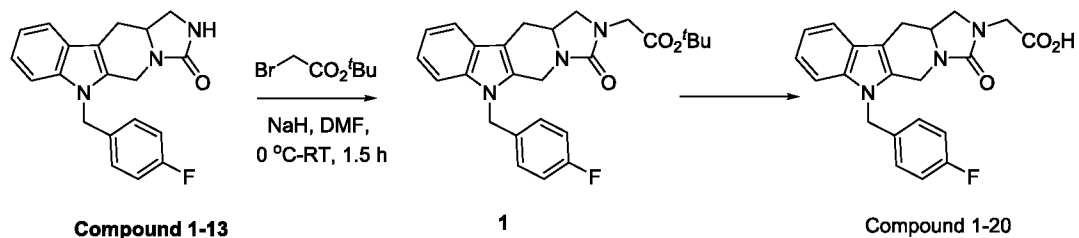


[00407] The racemic hydantoin **A110** (Example 35) was separated by chiral preparative HPLC (Chiralpak-IC, 250 x 4.6 mm, 5μ; (A): 0.1% DEA in *n*-Hexane; (B): CH₂Cl₂: CH₃OH (50: 50); eluent (A : B) = 85 : 15; flow rate: 1.0 mL/min.) to afford **A110** Enantiomer A as the first eluted compound: ¹H NMR (400 MHz, DMSO-*d*₆): Data is identical with the racemate; Chiral HPLC:

100%; R_t = 16.91 min (Chiralpak-IC, 250 x 4.6 mm, 5 μ); mobile phase (A) 0.1% DEA in *n*-Hexane (B) CH_2Cl_2 : CH_3OH (50 : 50) (A : B = 85 : 15); at 1.0 mL/min).

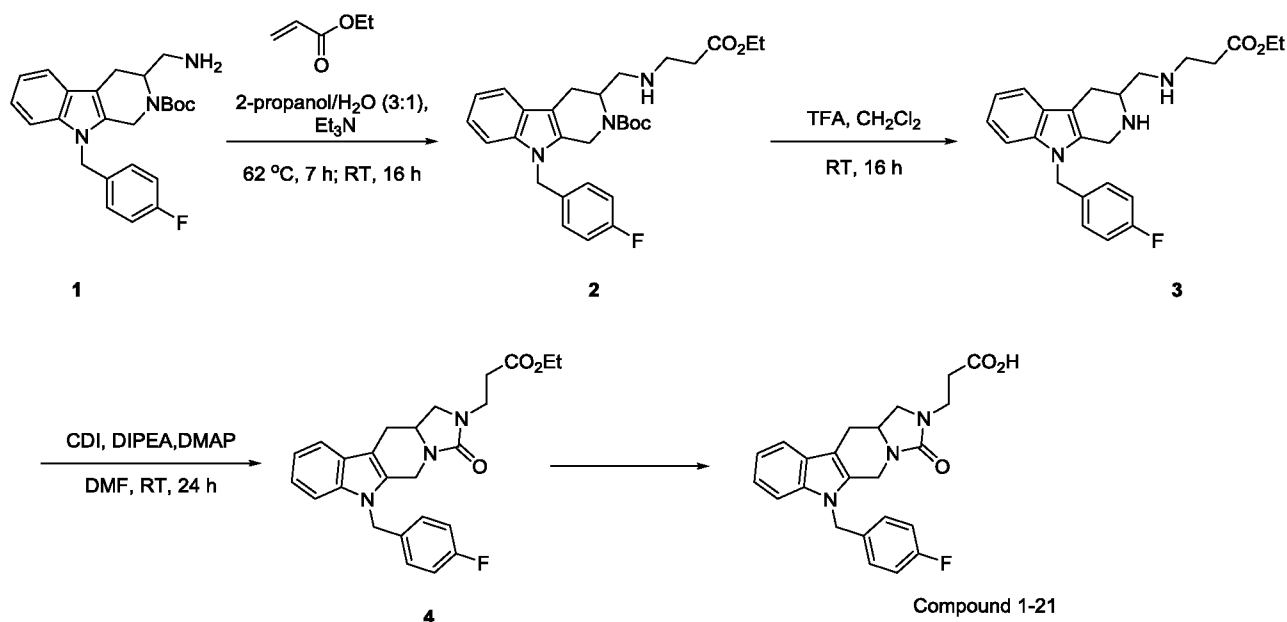
[00408] and **A110** Enantiomer B as the second eluted compound: **¹H NMR (400 MHz, DMSO-*d*₆)**: Data is identical with the racemate; **Chiral HPLC**: 100%; R_t = 24.50 min.

Example 37: Synthesis of 2-(6-(4-fluorobenzyl)-3-oxo-11,11a-dihydro-1H-imidazo[1',5':1,6]pyrido[3,4-b]indol-2(3H,5H,6H)-yl)acetic acid (1-20)



[00409] Following the procedure of Example 21, Steps 1 and 2, but using Compound **1-13** (Example 12) as starting material, the title compound **1-20** was obtained. **LC-MS (ESI):** m/z 394 ($M+H^+$).

Example 38: Synthesis of 3-(6-(4-fluorobenzyl)-3-oxo-11,11a-dihydro-1H-imidazo[1',5':1,6]pyrido[3,4-b]indol-2(3H,5H,6H)-yl)propanoic acid (1-21)



Step 1: Synthesis of tert-butyl 3-(((3-ethoxy-3-oxopropyl)amino)methyl)-9-(4-fluorobenzyl)-3,4-dihydro-1H-pyrido[3,4-b]indole-2(9H)-carboxylate (2):

[00410] To a stirred solution of the amine **1** (Example 12, Step 4; 3.0 g, 7.33 mmol) in 2-propanol/ H₂O (3:1, 20 mL) was added Et₃N (1.05 mL, 7.77 mmol) at 60 °C. To this was added

ethyl acrylate (0.26 mL, 2.42 mmol) at an internal temperature of 62-63 °C and stirred for 2 h. Additional ethyl acrylate (0.26 mL, 2.42 mmol) was added at 62 °C and stirred for 5 h. The reaction mixture was cooled to RT and allowed to stand for overnight. The mixture was diluted with 3% aqueous NaHCO₃ solution (80 mL) and extracted with EtOAc (3 x 40 mL). The combined organic extracts were washed with brine (50 mL), dried over Na₂SO₄, filtered and dried under reduced pressure. The crude was purified (silica gel chromatography; 40-50% EtOAc/ hexanes) to afford compound **2** (425 mg, 11%) as a colorless liquid. **¹H NMR (400 MHz, DMSO-*d*₆):** δ 7.44-7.40 (m, 2H), 7.15-7.00 (m, 6H), 5.36-5.31 (m, 2H), 5.04-4.94 (m, 1H), 4.77-4.48 (m, 2H), 4.05-3.99 (m, 2H), 2.78-2.66 (m, 2H), 2.34 (t, *J* = 6.8 Hz, 2H), 1.41 (s, 9H), 1.23-1.12 (m, 3H); **LC-MS (ESI):** 59.8%; *m/z* 510.7 (M+H⁺).

Step 2: Synthesis of ethyl 3-(((9-(4-fluorobenzyl)-2,3,4,9-tetrahydro-1H-pyrido[3,4-b]indol-3-yl)methyl)amino)propanoate (3):

[00411] To a stirred solution of compound **2** (700 mg, 1.37 mmol) in CH₂Cl₂ (3 mL) was added TFA (4 mL) at RT under inert atmosphere and stirred for 16 h. The volatiles were removed under reduced pressure. The residue was quenched with aq. NaHCO₃ solution (30 mL) and extracted with EtOAc (3 x 30 mL). The combined organic extracts were washed with brine (30 mL), dried over Na₂SO₄, filtered and dried under reduced pressure to obtain crude compound **3** (708 mg) as an off-white solid, which was used as such. **LC-MS (ESI):** 46.4%; *m/z* 410.5 (M+H⁺).

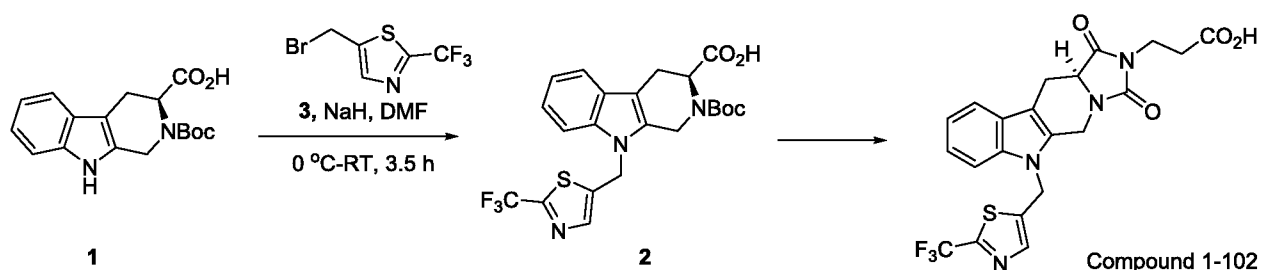
Step 3: Synthesis of ethyl 3-(6-(4-fluorobenzyl)-3-oxo-11,11a-dihydro-1H-imidazo[1',5':1,6]pyrido[3,4-b]indol-2(3H,5H,6H)-yl)propanoate (4):

[00412] To a stirred solution of the compound **3** (320 mg, crude) in DMF (10 mL) were added CDI (127 mg, 0.78 mmol), *N,N*-diisopropylethylamine (0.29 mL, 1.56 mmol) followed by DMAP (19 mg, 0.15 mmol) at RT under inert atmosphere and stirred for 24 h. The mixture was diluted with water (20 mL) and extracted with EtOAc (3 x 20 mL). The combined organic extracts were washed with brine (20 mL), dried over Na₂SO₄, filtered and dried under reduced pressure. The crude was purified (silica gel chromatography; 60%-70% EtOAc/ hexanes) to afford **4** (26 mg, 8%) as an off-white sticky solid. **¹H NMR (400 MHz, CDCl₃):** δ 7.49 (d, *J* = 7.6 Hz, 1H), 7.19-7.17 (m, 1H), 7.15-7.10 (m, 2H), 6.99-6.92 (m, 4H), 5.21 (q, 2H), 4.80 (d, *J* = 16.0 Hz, 1H), 4.13 (q, 2H), 4.10-4.06 (m, 1H), 3.83-3.76 (m, 1H), 3.69 (t, *J* = 8.0 Hz, 1H), 3.56 (t, *J* = 6.8 Hz, 2H), 3.30-3.26 (m, 1H), 3.06-3.01 (m, 1H), 2.78-2.70 (m, 1H), 2.58 (t, *J* = 6.8 Hz, 2H), 1.26 (t, *J* = 7.2 Hz, 3H); **LC-MS (ESI):** 97.5%; *m/z* 436.4 (M+H⁺).

Step 4: Synthesis of 3-(6-(4-fluorobenzyl)-3-oxo-11,11a-dihydro-1H-imidazo[1',5':1,6]pyrido[3,4-b]indol-2(3H,5H,6H)-yl)propanoic acid (1-21)

[00413] To a stirred ice cold solution of **4** in a mixture of 0.750 mL of THF and 0.250 mL of MeOH was added 1 eq of 0.1 N NaOH over 10 minutes. The mixture was stirred at room temperature for 24 hours then the mixture was evaporated to dryness to afford the title compound **1-21**. LC-MS (ESI): m/z 408 ($M+H^+$)

Example 39: Synthesis of (S)-3-(1,3-dioxo-6-((2-(trifluoromethyl)thiazol-5-yl)methyl)-11,11a-dihydro-1H-imidazo[1',5':1,6]pyrido[3,4-b]indol-2(3H,5H,6H)-yl)propanoic acid (1-102)



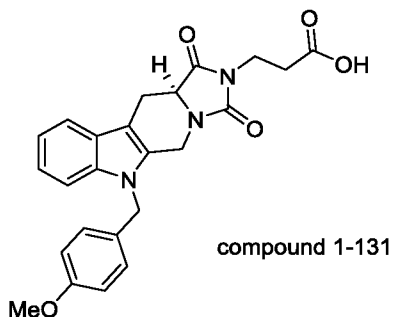
Step 1: Synthesis of (S)-2-(tert-butoxycarbonyl)-9-((2-(trifluoromethyl)thiazol-5-yl)methyl)-2,3,4,9-tetrahydro-1H-pyrido[3,4-b]indole-3-carboxylic acid (2):

[00414] To a stirred solution of acid **1** (Example 5, Step 2; 600 mg, 1.86 mmol) in DMF (20 mL) was added NaH (60% in mineral oil, 89.4 mg, 3.73 mmol) at 0 °C under inert atmosphere; warmed to RT and stirred for 30 min. To this was added 5-(bromomethyl)-2-(trifluoromethyl)thiazole **3** (458 mg, 1.86 mmol) in DMF (5 mL) at 0 °C; warmed to RT and stirred for 3 h. The mixture was quenched with ice cold water (40 mL) and extracted with EtOAc (3 x 30 mL). The combined organic extracts were washed with brine (25 mL), dried over Na_2SO_4 , filtered and dried under reduced pressure. The crude was purified (silica gel chromatography; 2% CH_3OH/CH_2Cl_2) to afford compound **2** (300 mg, 33%) as a brown solid. 1H NMR (500 MHz, $CDCl_3$): δ 7.69-7.63 (m, 1H), 7.52 (d, $J = 8.0$ Hz, 1H), 7.25-7.14 (m, 3H), 5.39 (s, 2H), 5.29-5.24 (m, 1H), 4.88-4.74 (m, 1H), 4.59-4.49 (m, 1H), 3.44-3.41 (m, 1H), 3.14-3.11 (m, 1H), 1.51 (s, 9H); LC-MS (ESI): 72.0%; m/z 480.8 ($M-H^+$).

Step 2: Synthesis of (S)-3-(1,3-dioxo-6-((2-(trifluoromethyl)thiazol-5-yl)methyl)-11,11a-dihydro-1H-imidazo[1',5':1,6]pyrido[3,4-b]indol-2(3H,5H,6H)-yl)propanoic acid (1-102)

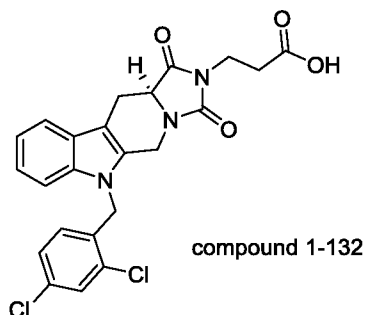
[00415] Following the procedure of example 5, Steps 4-6, but using the acid **2** as starting material, the title compound **1-102** was obtained. LC-MS (ESI): m/z 479 ($M+H^+$).

Example 40: Synthesis of (S)-3-(6-(4-methoxybenzyl)-1,3-dioxo-11,11a-dihydro-1H-imidazo[1',5':1,6]pyrido[3,4-b]indol-2(3H,5H,6H)-yl)propanoic acid (1-131)



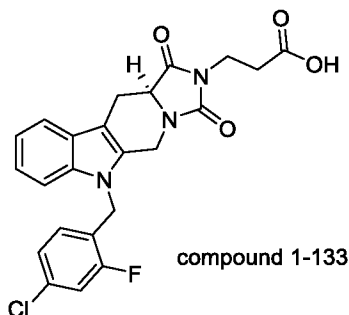
[00416] Following the procedure of Example 39, but using of 4-methoxybenzyl chloride as the alkylating agent in Step 1, the title compound **1-131** was obtained as a tan solid. ¹H NMR (300 MHz, DMSO-*d*₆): δ 12.36 (br s, 1H), 7.48 – 7.53 (m, 2H), 7.00 – 7.15 (m, 4H), 6.84 – 6.86 (m, 2H), 5.38 (d, 1H), 5.29 (d, 1H), 4.89 (d, 1H), 4.30 – 4.39 (m, 2H), 3.68 (s, 3H), 3.61 – 3.68 (m, 2H), 3.20 – 3.38 (m, 2H), 2.73 (m, 1H), 2.53 (m, 1H); LC-MS (ESI): *m/z* 432 (M-H; negative ionization).

Example 41: Synthesis of (S)-3-(6-(2,4-dichlorobenzyl)-1,3-dioxo-11,11a-dihydro-1H-imidazo[1',5':1,6]pyrido[3,4-b]indol-2(3H,5H,6H)-yl)propanoic acid (1-132)



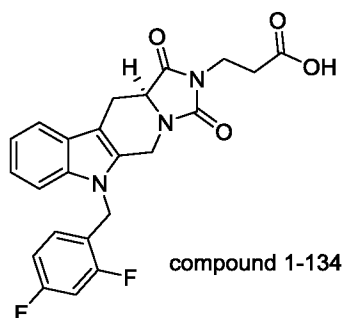
[00417] Following the procedure for Example 39, but using 2,4-dichlorobenzyl chloride as the alkylating agent in Step 1, the title compound **1-132** was obtained. ¹H NMR (300 MHz, DMSO-*d*₆): δ 12.37 (br s, 1H), 7.71 (d, 1H), 7.57 (d, 1H), 7.34 (d, 1H), 7.27 (dd, 1H), 7.04 – 7.14 (m, 2H), 6.31 (d, 1H), 5.50 (d, 1H), 5.43 (d, 1H), 4.85 (d, 1H), 4.38 (m, 1H), 4.30 (d, 1H), 3.63 (t, 2H), 3.27 (m, 1H), 2.77 (m, 1H), 2.54 (t, 2H); LC-MS (ESI): *m/z* 472 (M-H; negative ionization).

Example 42: Synthesis of (S)-3-(6-(4-chloro-2-fluorobenzyl)-1,3-dioxo-11,11a-dihydro-1H-imidazo[1',5':1,6]pyrido[3,4-b]indol-2(3H,5H,6H)-yl)propanoic acid (1-133)



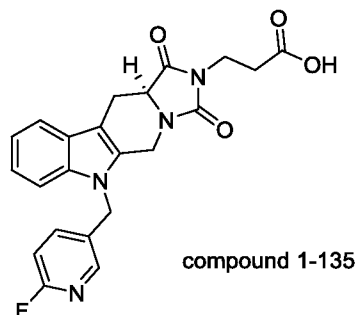
[00418] Following the procedure for Example 39, but using 4-chloro-2-fluorobenzyl bromide as the alkylating agent in Step 1, the title compound **1-133** was obtained. ¹H NMR (300 MHz, DMSO-*d*₆): δ 12.36 (br s, 1H), 7.42 – 7.55 (m, 3H), 7.03 – 7.21 (m, 3H), 6.78 (t, 1H), 5.47 (s, 2H), 4.94 (d, 1H), 4.31 – 4.40 (m, 2H), 3.59 – 3.69 (m, 2H), 3.26 (m, 1H), 2.72 (m, 1H), 2.54 (t, 2H); LC-MS (ESI): *m/z* 456 (M+H⁺).

Example 43: Synthesis of (S)-3-(6-(2,4-difluorobenzyl)-1,3-dioxo-11,11a-dihydro-1H-imidazo[1',5':1,6]pyrido[3,4-b]indol-2(3H,5H,6H)-yl)propanoic acid (1-134)



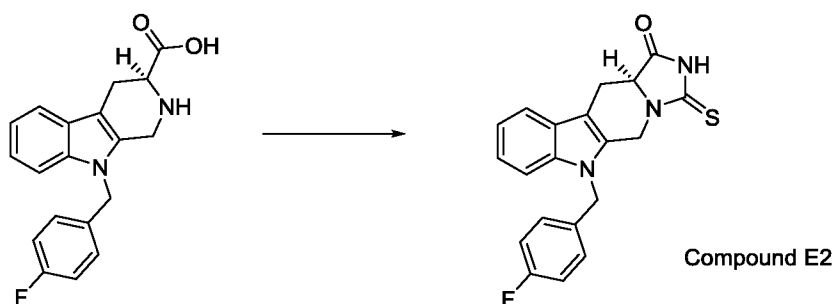
[00419] Following the procedure for Example 39, but using 2,4-difluorobenzyl bromide as the alkylating agent in Step 1, the title compound **1-134** was obtained. ¹H NMR (300 MHz, DMSO-*d*₆): δ 12.37 (br s, 1H), 7.53 (d, 1H), 7.46 (d, 1H), 7.28 (m, 1H), 6.96 – 7.14 (m, 3H), 6.86 (m, 1H), 5.46 (d, 1H), 5.43 (d, 1H), 4.94 (d, 1H), 4.32 – 4.40 (m, 2H), 3.62 (t, 2H), 3.24 (m, 1H), 2.74 (m, 1H), 2.54 (t, 2H); LC-MS (ESI): *m/z* 440 (M+H⁺).

Example 44: Synthesis of (S)-3-(6-((6-fluoropyridin-3-yl)methyl)-1,3-dioxo-11,11a-dihydro-1H-imidazo[1',5':1,6]pyrido[3,4-b]indol-2(3H,5H,6H)-yl)propanoic acid (1-135)



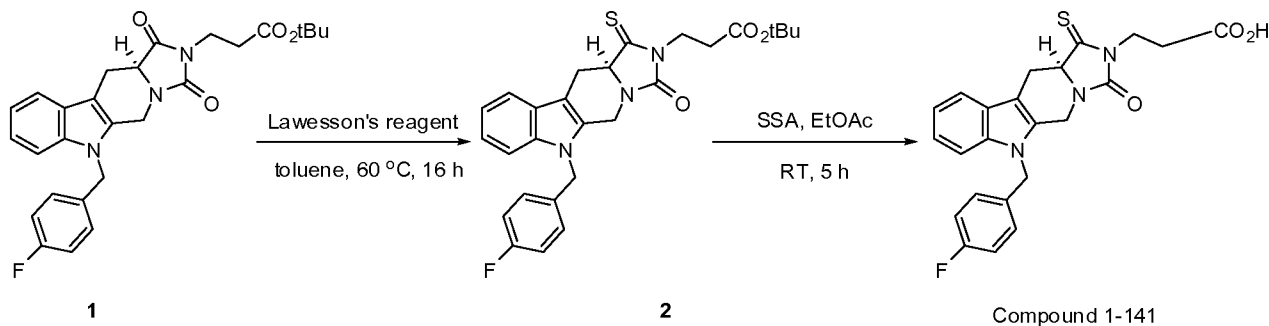
[00420] Following the procedure for Example 39, but using 5-(chloromethyl)-2-fluoropyridine as the alkylating agent in Step 1, the title compound **1-135** was obtained. ¹H NMR (300 MHz, DMSO-*d*₆): δ 12.36 (br s, 1H), 8.04 (d, 1H), 7.43 – 7.63 (m, 3H), 7.06 – 7.16 (m, 3H), 5.48 (s, 2H), 4.98 (d, 1H), 4.34 – 4.41 (m, 2H), 3.64 (t, 2H), 3.24 (dd, 1H), 2.74 (m, 1H), 2.54 (t, 2H); LC-MS (ESI): *m/z* 421 (M-H, negative ionisation).

Example 45: Synthesis of (S)-6-(4-fluorobenzyl)-3-thioxo-2,3,5,6,11,11a-hexahydro-1H-imidazo[1',5':1,6]pyrido[3,4-b]indol-1-one (E2)



[00421] A mixture of the acid **1** (Example 2, Step 4; 200 mg, 0.62 mmol), KSCN (598 mg, 6.17 mmol), THF (2 mL), and water (2 mL) was heated in a Biotage Microwave Synthesizer at 160 °C for 2 h. The mixture was cooled to RT and partitioned between EtOAc and aq. 2M HCl. The organic layer was separated, dried over MgSO₄, filtered, and concentrated under reduced pressure. The crude was purified via silica gel column chromatography (eluting with 0-100% EtOAc in hexanes) to afford the title compound **E2** (41 mg, 18%) as a solid. ¹H NMR (300 MHz, DMSO-*d*₆): δ 12.01 (s, 1H), 7.55 (d, 1H), 7.49 (d, 1H), 7.03 – 7.17 (m, 6H), 5.50 (d, 1H), 5.40 (d, 1H), 5.28 (d, 1H), 4.60 (dd, 1H), 4.58 (d, 1H), 3.29 (dd, 1H), 2.85 (dd, 1H); LC-MS (ESI): *m/z* 366 (M+H⁺).

Example 46: Synthesis of (S)-3(6-(4-fluorobenzyl)-3-oxo-1-thioxo-5,6,11,11a-tetrahydro-1H-imidazo [1',5':1,6]pyrido[3,4-b]indol-2(3H)-yl)propanoic acid (1-141)



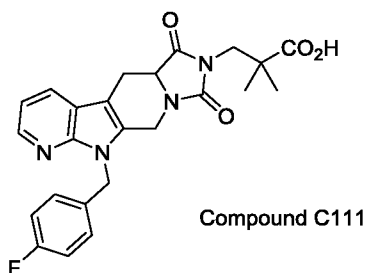
Step 1: Synthesis of *tert*-butyl (S)-3(6-(4-fluorobenzyl)-3-oxo-1-thioxo-5,6,11,11a-tetrahydro-1H-imidazo[1',5':1,6]pyrido[3,4-b]indol-2(3H)-yl)propanoate (2):

[00422] To a stirred solution of the ester **1** (Example 5, Step 5; 50 mg, 0.1 mmol) in toluene (5 mL) was added Lawesson's reagent (42 mg, 0.1 mmol) at RT under inert atmosphere; heated to below 60 °C and stirred for 16 h. After completion of the reaction (TLC), the volatiles were removed under reduced pressure. The crude was purified (silica gel chromatography; 10% EtOAc/ hexanes) to afford compound **2** (16 mg, 31%) as a red sticky solid. ¹H NMR (400 MHz, CDCl₃): δ 7.56 (d, *J* = 7.2 Hz, 1H), 7.29-7.24 (m, 1H), 7.23-7.15 (m, 2H), 6.97 (d, *J* = 6.8 Hz, 4H), 5.24 (q, 2H), 4.99 (d, *J* = 16.4 Hz, 1H), 4.47-4.43 (m, 1H), 4.31 (d, *J* = 16.0 Hz, 1H), 4.18 (t, *J* = 7.2 Hz, 2H), 3.68-3.63 (m, 1H), 2.80-2.69 (m, 3H), 1.43 (s, 9H); LC-MS (ESI): 95.1%; *m/z* 492.5 (M-H⁺).

Step 2: Synthesis of (S)-3(6-(4-fluorobenzyl)-3-oxo-1-thioxo-5,6,11,11a-tetrahydro-1H-imidazo [1',5':1,6]pyrido[3,4-b]indol-2(3H)-yl)propanoic acid (1-141):

[00423] To a stirred solution of compound **2** (50 mg, 0.1 mmol) in ethylacetate (20 mL) was added silica sulfuric acid (500 mg) at RT under inert atmosphere and stirred for 5 h. After completion of the reaction (TLC), the mixture was filtered, washed with EtOAc (20 mL). The filtrate was washed with water (10 mL), brine (10 mL), dried over Na₂SO₄, filtered and concentrated under reduced pressure. The crude was purified (silica gel chromatography; 50% EtOAc/ hexanes) to afford the title compound **1-141** (15 mg, 34%) as a red solid. ¹H NMR (400 MHz, DMSO-*d*₆): δ 12.40 (br s, 1H), 7.56 (d, *J* = 7.6 Hz, 1H), 7.49 (d, *J* = 8.4 Hz, 1H), 7.16-7.04 (m, 6H), 5.43 (q, 2H), 4.92 (d, *J* = 15.6 Hz, 1H), 4.70-4.66 (m, 1H), 4.43 (d, *J* = 16.0 Hz, 1H), 4.05-4.00 (m, 2H), 3.47-3.42 (m, 1H), 2.75-2.68 (m, 1H), 2.66-2.62 (m, 2H); LC-MS (ESI): 93.3%; *m/z* 436.4 (M-H⁺).

Example 47: Synthesis of 3-{8-[(*p*-fluorophenyl)methyl]-12,14-dioxo-6.8.11.13-tetrazatetracyclo [7.7.0.02,7.011,15]hexadeca-1(9),2(7),3,5-tetraene-13-yl}-2,2-dimethyl propionic acid (C111)



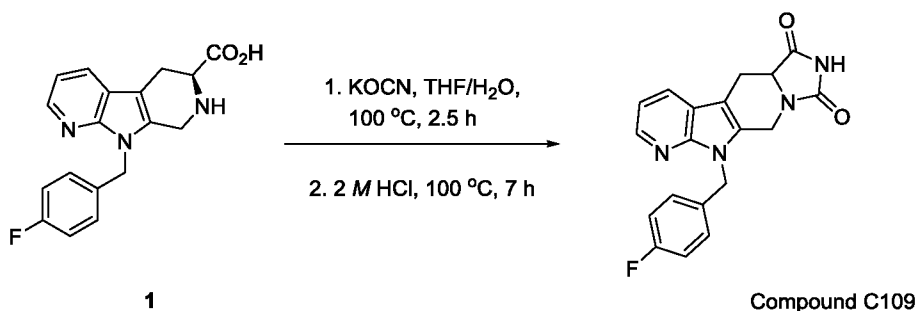
Step 1: Synthesis of *tert* butyl 3-isocyanato-2,2-dimethylpropanoate:

[00424] To a stirred solution of *tert*-butyl 3-amino-2,2dimethylpropanoate hydrochloride (100 mg, 0.48 mmol) in CH₂Cl₂ (20 mL) were added aqueous NaHCO₃ solution (20 mL) and triphosgene (42 mg, 0.14 mmol) at 0 °C and stirred for 2 h at 0 °C. After completion of the reaction (TLC), the mixture was diluted with water (20 mL) and extracted with CH₂Cl₂ (3 X 20 mL). The combined organic extracts were dried over Na₂SO₄, filtered and concentrated under reduced pressure to obtain crude isocyanate (30 mg) as a colorless oil which was used without further purification.

Step 2: Synthesis of 3-{8-[(*p*-fluorophenyl)methyl]-12,14-dioxo-6.8.11.13-tetrazatetracyclo [7.7.0.02,7.011,15]hexadeca-1(9),2(7),3,5-tetraene-13-yl}2,2dimethyl propionic acid (C111)

[00425] Following the procedure of Example 31, but using *tert* butyl 3-isocyanato-2,2-dimethylpropanoate as the isocyanate from Step 1 above in place of *tert* butyl 3-isocyanatopropanoate, the title compound **C111** was obtained. LC-MS [M + H⁺ 451].

Example 48: Synthesis of 8-[*p*-fluorophenyl)methyl]-6.8.11.13-tetrazatetracyclo[7.7.0.02,7.011,15] hexadeca-1(9),2(7),3,5-tetraen-12,14-dione (C109)

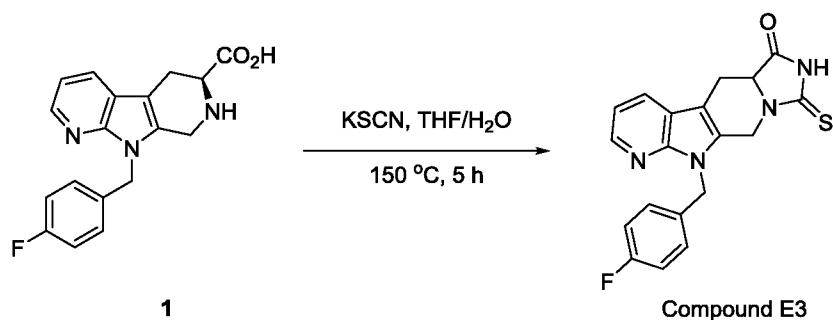


[00426] Following the procedure of Example 14 but using the acid **1** (Example 31, Step 3) as starting material, the title compound **C109** was obtained as an off-white solid. ¹H NMR (400 MHz, CD₃OD): δ 8.26-8.25 (m, 1H), 8.00 (d, *J* = 8.0 Hz, 1H), 7.19-7.13 (m, 3H), 7.05-6.99 (m,

2H), 5.50 (s, 2H), 4.93-4.89 (m, 1H), 4.36-4.26 (m, 2H), 3.39-3.34 (m, 1H), 2.88-2.81 (m, 1H);

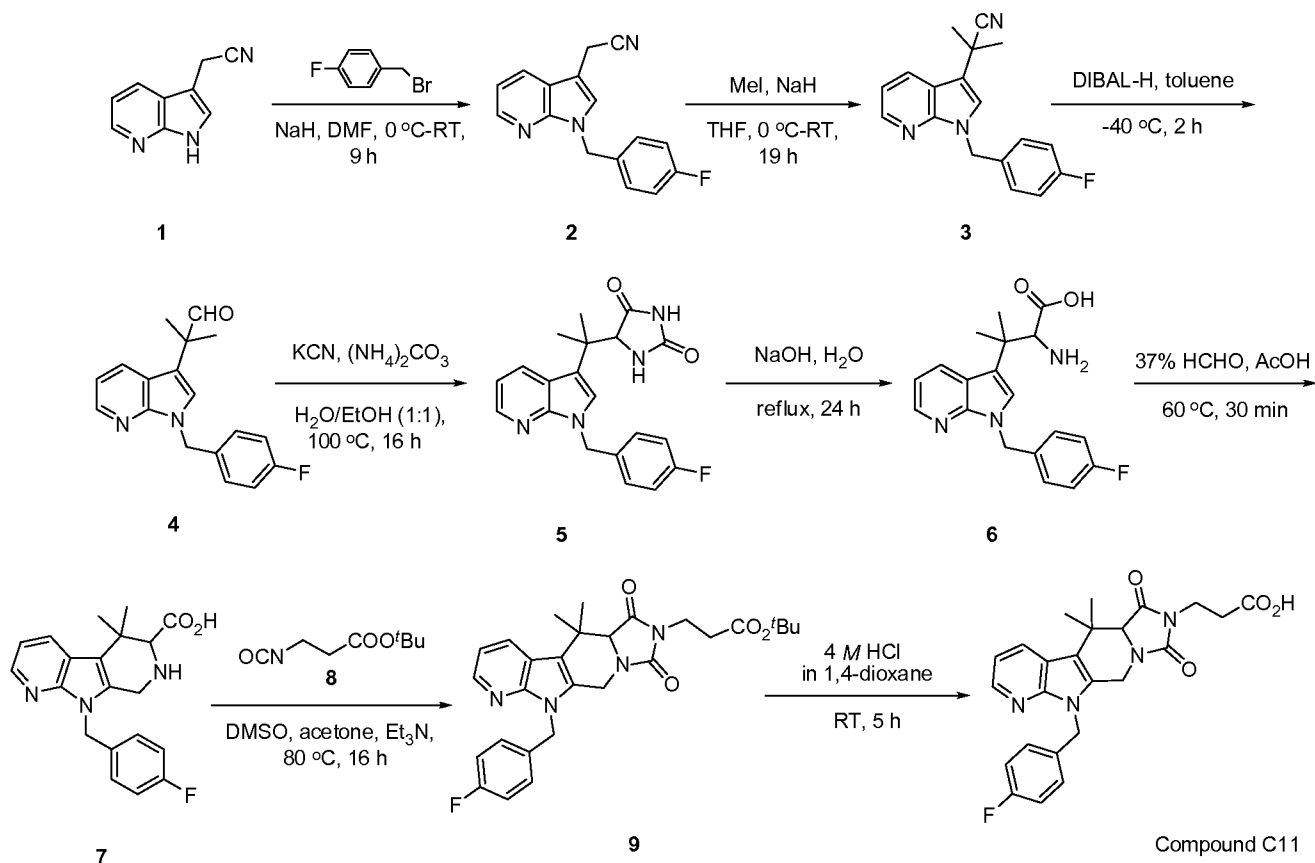
LC-MS (ESI): 96.2%; m/z 351.3 ($M+H^+$).

Example 49: Synthesis of 8-[*p*-fluorophenyl)methyl]-12-thioxo-6.8.11.13-tetrazatetracyclo[7.7.0.0.2,7.0.11,15]hexadeca-1(9),2(7),3,5-tetraen-14-one (E3)



[00427] Following the procedure of Example 45 but using the acid **1** (Example 31, Step 3) as starting material, the title compound **E3** was obtained as yellow sticky oil. ^1H NMR (400 MHz, CD_3OD): δ 8.27 (dd, $J = 4.8, 1.6$ Hz, 1H), 8.00 (dd, $J = 7.6, 1.2$ Hz, 1H), 7.20-7.14 (m, 3H), 7.06-7.00 (m, 2H), 5.52 (s, 2H), 5.44 (d, $J = 17.2$ Hz, 1H), 4.51-4.47 (m, 1H), 4.44-4.40 (m, 1H), 3.44-3.38 (m, 1H), 2.92-2.84 (m, 1H); MS (Agilent 6310 Ion Trap): m/z 365.1 ($M-H^+$).

Example 50: Synthesis of 3-{8-[(*p*-fluorophenyl)methyl]-16,16-dimethyl-12,14-dioxo-6.8.11.13-tetrazatetracyclo[7.7.0.0.2,7.0.11,15]hexadeca-1(9),2(7),3,5-tetraene-13-yl}propionic acid (C11)



Step 1: Synthesis of 2-(1-(4-fluorobenzyl)-1*H*-pyrrolo[2,3-*b*]pyridin-3-yl)acetonitrile (2**):**

[00428] To a stirred solution of NaH (60% in mineral oil, 1.34 g, 28.02 mmol) in DMF (15 mL) was added 2-(1*H*-pyrrolo[2,3-*b*]pyridin-3-yl)acetonitrile **1** (2.0 g, 12.73 mmol) in DMF (10 mL) drop wise at 0 °C under inert atmosphere. The reaction mixture was warmed to RT and stirred for 1 h. To this was added 1-(bromomethyl)-4-fluorobenzene (2.05 g, 10.83 mmol) in DMF (10 mL) drop wise at 0 °C; warmed to RT and stirred for 8 h. After completion of the reaction (TLC), the mixture was quenched with ice-cold water (100 mL) and extracted with EtOAc (3 x 40 mL). The combined organic extracts were washed with brine (40 mL), dried over Na₂SO₄, filtered and dried under reduced pressure. The crude was purified (silica gel chromatography; 10-15% EtOAc/ hexanes) to afford compound **2** (1.2 g, 36%) as a pale brown semi solid. ¹H NMR (500 MHz, DMSO-*d*₆): δ 8.33-8.32 (m, 1H), 8.06 (d, *J* = 8.0 Hz, 1H), 7.64 (s, 1H), 7.33-7.31 (m, 2H), 7.19-7.11 (m, 3H), 5.45 (s, 2H), 4.09 (s, 2H); LC-MS (ESI): 80.6%; *m/z* 266.2 (M+H⁺).

Step 2: Synthesis of 2-(1-(4-fluorobenzyl)-1*H*-pyrrolo[2,3-*b*]pyridin-3-yl)-2-methylpropanenitrile (3**):**

[00429] To a stirred solution of NaH (60% in mineral oil, 652 mg, 13.5 mmol) in anhydrous THF (15 mL) was added compound **2** (1.2 g, 4.53 mmol) in THF (5 mL) drop wise at 0 °C under inert atmosphere. The reaction mixture was warmed to RT and stirred for 1 h. To this was added MeI (1.16 mL, 18.11 mmol) in THF (5 mL) at 0 °C; stirred at 0 °C for 2 h and at RT for 16 h. After completion of the reaction (TLC), the mixture was quenched with ice-cold water (100 mL) and extracted with EtOAc (3 x 30 mL). The combined organic extracts were washed with brine (30 mL), dried over Na₂SO₄, filtered and dried under reduced pressure. The crude was purified (silica gel chromatography; 10% EtOAc/ hexanes) to afford compound **3** (800 mg, 61%) as a pale yellow semi solid. ¹H NMR (400 MHz, DMSO-*d*₆): δ 8.34-8.32 (m, 1H), 8.19 (d, *J* = 8.0 Hz, 1H), 7.70 (s, 1H), 7.37-7.33 (m, 2H), 7.20-7.11 (m, 3H), 5.44 (s, 2H), 1.77 (s, 6H); LC-MS (ESI): 89.0%; *m/z* 294.2 (M+H⁺).

Step 3: Synthesis of 2-(1-(4-fluorobenzyl)-1H-pyrrolo[2,3-*b*]pyridin-3-yl)-2-methylpropanal (4):

[00430] To a stirred solution of compound **3** (1.06 g, 3.62 mmol) in toluene (15 mL) was added DIBAL-H (1 M in toluene, 4.3 mL, 4.34 mmol) drop wise at -40 °C under inert atmosphere; stirred at -40 °C for 2 h. After completion of the reaction (TLC), the mixture was quenched with aq. sat. NH₄Cl solution (40 mL). Diethyl ether (20 mL) was added and the resulting suspension was filtered through a pad of celite and washed with ether (20 mL). The organic layer was separated and aqueous layer was extracted with ether (3 x 20 mL). The combined organic extracts were washed with brine (30 mL), dried over Na₂SO₄, filtered and dried under reduced pressure. The crude was purified (silica gel chromatography; 2%-7% EtOAc/ hexanes) to afford compound **4** (600 mg, 56%) as a semi solid. ¹H NMR (400 MHz, DMSO-*d*₆): δ 9.46 (s, 1H), 8.28-8.26 (m, 1H), 7.86 (d, *J* = 8.0 Hz, 1H), 7.65 (s, 1H), 7.36-7.33 (m, 2H), 7.16-7.07 (m, 3H), 5.44 (s, 2H), 1.47 (s, 6H); LC-MS (ESI): 95.0%; *m/z* 297.2 (M+H⁺).

Step 4: Synthesis of 5-(2-(1-(4-fluorobenzyl)-1H-pyrrolo[2,3-*b*]pyridin-3-yl)propan-2-yl)imidazolidine-2,4-dione (5):

[00431] To a stirred solution of compound **4** (500 mg, 1.68 mmol) in EtOH/ H₂O (1:1, 20 mL) were added KCN (164 mg, 2.53 mmol) and (NH₄)₂CO₃ (648 mg, 6.75 mmol) in a sealed tube at RT; heated to 100 °C and stirred for 16 h. After completion of the reaction (TLC), the mixture was cooled to RT, diluted with water (40 mL) and extracted with EtOAc (3 X 30 mL). The combined organic extracts were washed with brine (20 mL), dried over Na₂SO₄, filtered and concentrated under reduced pressure. The crude was triturated with *n*-pentane (2 x 5 mL) and dried under vacuum to afford compound **5** (400 mg, 65%) as a colorless solid, which was used without further purification. ¹H NMR (500 MHz, DMSO-*d*₆): δ 10.26 (s, 1H), 8.19-8.17 (m,

2H), 7.97 (s, 1H) 7.39 (s, 1H), 7.24-7.21 (m, 2H), 7.11-7.02 (m, 3H), 5.44 (q, 2H), 4.25 (s, 1H), 1.51 (s, 3H), 1.47 (s, 3H); **LC-MS (ESI):** 90.6%; m/z 367.4 ($M+H^+$).

Step 5: Synthesis of 2-amino-3-(1-(4-fluorobenzyl)-1H-pyrrolo[2,3-b]pyridin-3-yl)-3-methylbutanoic acid (6):

[00432] To a stirred solution of compound **5** (400 mg, crude) in H₂O (10 mL) was added NaOH (568 mg, 14.21 mmol) at RT; heated to reflux and stirred for 24 h. After completion of the reaction (TLC), the mixture was cooled to RT and neutralized with 1 N HCl (20 mL) to pH ~ 7. The obtained solid was filtered and the filtrate was concentrated under reduced pressure to obtain the crude compound **6** (1.1 g) as white solid, which was used without further purification. **LC-MS (ESI):** 92.9%; m/z 342.3 ($M+H^+$).

Step 6: Synthesis of 9-(4-fluorobenzyl)-5,5-dimethyl-6,7,8,9-tetrahydro-5H-pyrrolo[2,3-b:5,4-c'] dipyridine-6-carboxylic acid (7):

[00433] To a stirred solution of compound **6** (510 mg, crude) in acetic acid (6 mL) was added 37% formalin (181 mg, 6.11 mmol) at RT; heated to 60 °C and stirred for 30 min. After completion of the reaction (TLC), the mixture was filtered, washed with acetic acid (10 mL) and the filtrate was concentrated under reduced pressure to obtain the crude. This was triturated with *n*-pentane (2 x 5 mL) and dried under vacuum to afford compound **7** (250 mg, 47%) as a pale yellow solid. **¹H NMR (500 MHz, DMSO-*d*₆):** δ 8.23-8.00 (m, 2H), 7.21-7.02 (m, 5H), 6.28 (br s, 1H), 5.50-5.36 (m, 2H), 4.54 (s, 1H), 4.17 (d, J = 14.5 Hz, 1H), 3.56 (d, J = 14.5 Hz, 1H), 1.66 (s, 3H), 1.31 (s, 3H); **LC-MS (ESI):** 93.2%; m/z 354.3 ($M+H^+$).

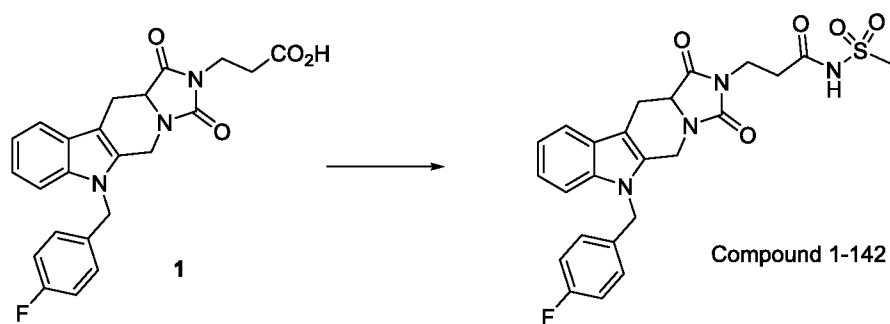
Step 7: Synthesis of tert-butyl 3-{8-[(*p*-fluorophenyl)methyl]-16,16-dimethyl-12,14-dioxo-6,8,11,13-tetrazatetracyclo[7.7.0.0.2,7.0.11,15]hexadeca-1(9),2(7),3,5-tetraene-13-yl}propionate (9):

[00434] To a stirred solution of compound **7** (250 mg, 0.71 mmol) in acetone (25 mL) and DMSO (6 mL) under inert atmosphere were added *tert*-butyl 3-isocyanatopropanoate **8** (1 g, crude) and Et₃N (0.11 mL, 0.85 mmol) at RT; heated to 80 °C and stirred for 16 h. After completion of the reaction (TLC), the mixture was diluted with water (20 mL) and extracted with EtOAc (3 x 30 mL). The combined organic extracts were washed with brine (20 mL), dried over Na₂SO₄, filtered and concentrated under reduced pressure. The crude was purified (silica gel chromatography; 10%-15% EtOAc/ hexanes) to afford compound **9** (90 mg, 21%) as a pale yellow semi solid. **¹H NMR (400 MHz, DMSO-*d*₆):** δ 8.33-8.32 (m, 1H), 8.02 (d, J = 8.0 Hz, 1H), 7.14-7.08 (m, 3H), 7.00-6.95 (m, 2H), 5.61 (d, J = 16.0 Hz, 1H), 5.22 (d, J = 16.0 Hz, 1H), 4.98 (d, J = 16.4 Hz, 1H), 4.19 (d, J = 16.4 Hz, 1H), 3.90 (s, 1H), 3.81 (t, J = 7.2 Hz, 2H), 2.60 (t, J = 7.2 Hz, 2H), 1.87 (s, 3H), 1.45 (s, 9H), (1.19 (s, 3H); **LC-MS:** 97.9%; m/z 507.5 ($M+H^+$).

Step 8: Synthesis of 3-{8-[(*p*-fluorophenyl)methyl]-16,16-dimethyl-12,14-dioxo-6.8.11.13-tetrazatetracyclo[7.7.0.0.2,7.0.11,15]hexadeca-1(9),2(7),3,5-tetraene-13-yl}propionic acid (C11):

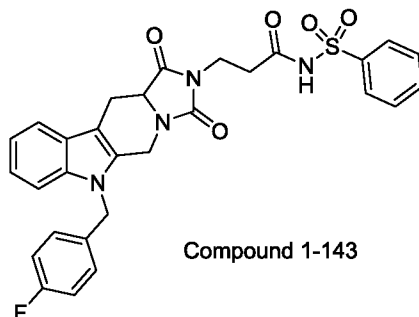
[00435] A solution of compound **9** (50 mg, 0.1 mmol) in 4 *M* HCl in 1,4-dioxane (5 mL) was stirred at RT under inert atmosphere for 5 h. After completion of the reaction (TLC), the volatiles were removed under reduced pressure and the obtained solid was triturated with diethyl ether (2 x 5 mL) and *n*-pentane (2 x 5 mL) and dried under vacuum to afford the title compound **C11** (25 mg, 40%) as a pale pink solid. ¹H NMR (500 MHz, DMSO-*d*₆): 8.27-8.26 (m, 1H), 8.17 (d, *J* = 7.5 Hz, 1H), 7.24-7.12 (m, 5H), 5.48 (q, 2H), 4.94 (d, *J* = 16.5 Hz, 1H), 4.29 (d, *J* = 16.5 Hz, 1H), 4.14 (s, 1H), 3.69-3.59 (m, 2H), 2.54-2.50 (m, 2H), 1.76 (s, 3H), 1.09 (s, 3H); LC-MS (ESI): 97.7%; *m/z* 451.5 (M+H⁺).

Example 51: Synthesis of (S)-3-(6-(4-fluorobenzyl)-1,3-dioxo-11,11a-dihydro-1H-imidazo[1',5':1,6]pyrido[3,4-b]indol-2(3H,5H,6H)-yl)-N-(methylsulfonyl)propanamide (1-142)



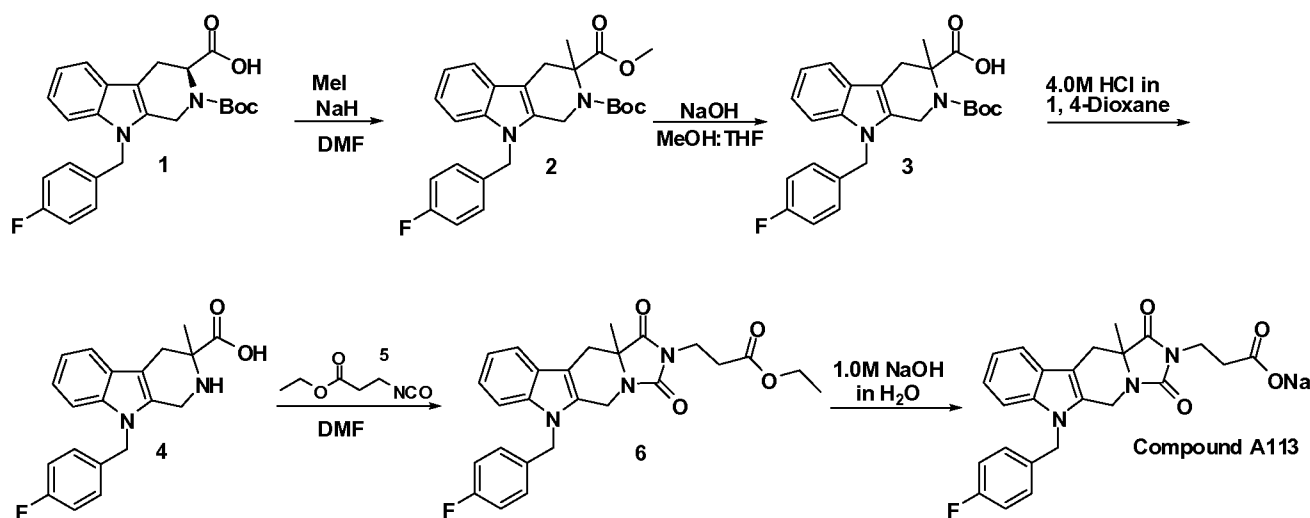
[00436] The acid **1** (Example 5; 200 mg, 0.47 mmol), HATU (271 mg, 0.71 mmol), methylsulfonamide (54 mg, 0.57 mmol), N,N-diisopropylethylamine (289 μ L, 1.66 mmol), and DCM (2.0 mL) stirred at RT overnight. The mixture washed with water, brine, dried over Na₂SO₄, filtered, and concentrated under reduced pressure. The crude material was purified by silica gel column chromatography using 0-5 % MeOH/DCM to afford the title compound **1-142** (36 mg, 15 %) as a yellow solid. LC-MS [M + H⁺ 499].

Example 52: Synthesis of (S)-3-(6-(4-fluorobenzyl)-1,3-dioxo-11,11a-dihydro-1H-imidazo[1',5':1,6]pyrido[3,4-b]indol-2(3H,5H,6H)-yl)-N-(phenylsulfonyl)propanamide (1-143)



[00437] Following the procedure of Example 51 but using benzenesulfonamide in place of methanesulfonamide, the title compound **1-143** was obtained as a white solid. LC-MS [$M + H^+$ 561].

Example 53: Synthesis of 3-(6-(4-fluorobenzyl)-11a-methyl-1,3-dioxo-11,11a-dihydro-1H-imidazo[1',5':1,6]pyrido[3,4-b]indol-2(3H,5H,6H)-yl)propanoic acid (A113)



Step 1: 2-tert-butyl 3-methyl 9-(4-fluorobenzyl)-3-methyl-3,4-dihydro-1H-pyrido[3,4-b]indole-2,3(9H)-dicarboxylate (2)

[00438] The acid **1** (Example 5, Step 3; 1.5 g, 3.53 mmol) dissolved in DMF (14 mL) was degassed and cooled in ice water bath. 60% NaH in mineral oil (580 mg, 14.49 mmol) was added portionwise and the mixture stirred at 0 °C for 30 min. Then iodomethane (154 μ L, 2.47 mmol) was added dropwise and the reaction stirred at 0 °C to RT overnight. The mixture cooled in ice water bath and quenched with water. Then it was diluted with water and extracted with EtOAc (2x). The organics extracts were combined, washed with brine, dried over Na_2SO_4 , filtered, and concentrated under reduced pressure. The crude material was purified by silica gel

column chromatography using 0-20 % EtOAc/Hx to afford **2** (441 mg, 28%) as a white foam. ¹H NMR (300 MHz, DMSO-*d*₆): 7.50-7.42 (m, 2H), 7.14-6.98 (m, 6H), 5.37 (q, 2H), 4.77 (d, 1H), 4.29 (d, 1H), 3.65 (s, 3H), 3.19 (d, 1H), 2.82 (d, 1H), 1.33 (s, 3H), 1.25 (s, 9H); LC-MS [M + H⁺ 453].

Step 2: 2-(tert-butoxycarbonyl)-9-(4-fluorobenzyl)-3-methyl-2,3,4,9-tetrahydro-1H-pyrido[3,4-b]indole-3-carboxylic acid (3)

[00439] NaOH (780 mg, 19.49 mmol) in water (4 mL) was added to **2** (441 mg, 0.97 mmol) in MeOH:THF (2:1) (6 mL). The reaction heated at 90 °C overnight. The next day the mixture concentrated and diluted with water (20 mL). The solution was acidified with 6.0 M aq HCl. The solids filtered off to afford the acid **3** (439 mg, 98%) as an off white powder. ¹H NMR (300 MHz, DMSO-*d*₆): 7.45-7.38 (m, 2H), 7.13-6.98 (m, 6H), 5.33 (m, 2H), 4.69 (d, 1H), 4.32 (d, 1H), 3.19 (d, 1H), 2.70 (d, 1H), 1.37 (s, 3H), 1.27 (s, 9H); LC-MS [M + H⁺ 439].

Step 3: 9-(4-fluorobenzyl)-3-methyl-2,3,4,9-tetrahydro-1H-pyrido[3,4-b]indole-3-carboxylic acid (4)

[00440] Acid **3** (438 mg, 0.95 mmol) and 4M HCl in 1,4-dioxane solution (2 mL) stirred at RT overnight. The reaction diluted with water (200 mL) and neutralized to pH 7 with triethylamine. The precipitants filtered off and washed with water to afford **4** (275 mg, 85 %) as a beige powder. ¹H NMR (300 MHz, DMSO-*d*₆): δ 8.95 (br s, 1H), 7.47-7.39 (m, 2H), 7.14-6.99 (m, 6H), 5.33 (m, 2H), 4.33 (d, 1H), 3.96 (d, 1H), 3.18 (d, 1H), 2.74 (d, 1H), 1.34 (s, 3H); LC-MS [M + H⁺ 339].

Step 4: ethyl 3-isocyanatopropanoate (5)

[00441] β-Alanine ethyl ester HCl (263 mg, 1.71 mmol) in CH₂Cl₂ (8 mL) and saturated NaHCO₃ solution (8 mL) was degassed and the vial was cooled in ice water bath. Triphosgene (508 mg, 1.71 mmol) was added in one portion under inert atmosphere at 0 °C. The reaction stirred at 0 °C to RT over 3 hr. The reaction was diluted with water (15 mL), the layers separated and the aqueous layer was extracted with CH₂Cl₂. The combined organic extracts were washed with brine, dried over Na₂SO₄, filtered, and concentrated under reduced pressure to obtain crude **5** (216 mg) as a white crystalline solid. This crude material was directly used for next reaction without purification. ¹H NMR (300 MHz, CDCl₃): δ 4.20 (q, 2H), 3.59 (t, 2H), 2.60 (t, 2H), 1.28 (t, 3H).

Step 5: Ethyl 3-(6-(4-fluorobenzyl)-11a-methyl-1,3-dioxo-11,11a-dihydro-1H-imidazo[1',5':1,6] pyrido[3,4-b]indol-2(3H,5H,6H)-yl)propoanoate (6)

[00442] Acid **4** (100 mg, 0.30 mmol) in anhydrous DMF (2 mL) was degassed. To this was added the isocyanate **5** (43 mg, 0.30 mmol) and the mixture heated to 100 °C overnight. The

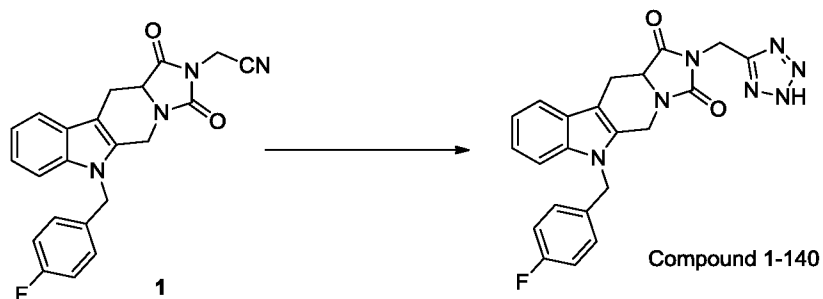
reaction cooled to RT and diluted with water. The mixture extracted with EtOAc (3x). The combined organic extracts were washed with water, brine, dried over Na₂SO₄, filtered, and concentrated under reduced pressure. The crude material was purified by silica gel column chromatography using 0-50 % EtOAc/Hx to afford the ester **6** (69 mg, 51 %) as a white foam.

¹H NMR (300 MHz, DMSO-*d*₆): δ 7.52-7.44 (m, 2H), 7.16-7.01 (m, 6H), 5.43 (q, 2H), 4.96 (d, 1H), 4.25 (d, 1H), 4.00 (q, 2H), 3.66 (t, 2H), 3.03 (d, 1H), 2.88 (d, 1H), 2.60 (t, 2H), 1.32 (s, 3H), 1.10 (t, 3H); **LC-MS** [M + H⁺ 464].

Step 6: 3-(6-(4-fluorobenzyl)-11a-methyl-1,3-dioxo-11,11a-dihydro-1H-imidazo[1',5':1,6]pyrido[3,4-b]indol-2(3H,5H,6H)-yl)propanoic acid:

[00443] 1M NaOH (142 μL, 0.14 mmol) was added to the ester **6** (66 mg, 0.14 mmol) in THF:MeOH (3:1) (4 mL) at 0 °C. The mixture stirred at 0 °C to RT over 6 hr. Additional 1M NaOH (14 μL, 0.014 mmol) was added at 0 °C and the mixture stirred at 0 °C to RT over 2 hr. The solvent removed under reduce pressure to afford the title compound **A113** (53 mg, 81 %) as an off white powder. **¹H NMR (300 MHz, DMSO-*d*₆):** δ 7.51-7.43 (m, 2H), 7.16-7.03 (m, 6H), 5.42 (q, 2H), 4.97 (d, 1H), 4.22 (d, 1H), 3.60-3.51 (m, 2H), 3.00 (d, 1H), 2.85 (d, 1H), 2.13-2.08 (m, 2H), 1.31 (s, 3H); **LC-MS** [M + H⁺ 436].

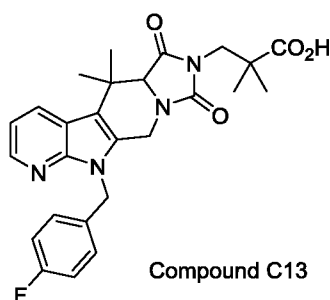
Example 53: Synthesis of 2-((2H-tetrazol-5-yl)methyl)-6-(4-fluorobenzyl)-5,6,11,11a-tetrahydro-1H-imidazo[1',5':1,6]pyrido[3,4-b]indole-1,3(2H)-dione (1-140)



[00444] To a solution of the nitrile **1** (Example 18; 100 mg, 0.25 mmol) in anhydrous DMF (3 mL) were added NaN₃ (83 mg, 1.27 mmol) and NH₄Cl (68 mg, 1.27 mmol) at RT and heated to 130 °C for 6 h. The reaction mixture was quenched with ice-cold water (30 mL) and extracted with EtOAc (3 x 20 mL). The combined organic extracts were washed with brine (30 mL), dried over Na₂SO₄, filtered and dried under reduced pressure to obtain the crude. The crude was purified by preparative HPLC purification to afford the title compound **1-140** (12 mg, 11%) as an off-white solid. **¹H NMR (400 MHz, CD₃OD):** 7.54 (d, *J* = 7.6 Hz, 1H), 7.35 (d, *J* = 8.4 Hz, 1H), 7.16 (t, *J* = 7.2 Hz, 1H), 7.11-6.98 (m, 5H), 5.36 (s, 2H), 5.01-4.97 (m, 1H), 4.94 (s, 2H),

4.45-4.41 (m, 2H), 3.37-3.36 (m, 1H), 2.98-2.94 (m, 1H); LC-MS (ESI): 99.2%; m/z 432.4 ($M+H^+$).

Example 51: Synthesis of 3-{8-[(*p*-fluorophenyl)methyl]-16,16-dimethyl-12,14-dioxo-6.8.11.13-tetrazatetracyclo[7.7.0.0.2,7.0.11,15]hexadeca-1(9),2(7),3,5-tetraene-13-yl}-2,2-dimethylpropionicacid (C13)



[00445] Following the procedure of Example 50 but using *tert* butyl 3-isocyanato-2,2-dimethylpropanoate (from Example 47, Step 1) in Step 7, the title compound **C13** was obtained. LCMS m/z 479 ($M+H^+$).

Example 54: Parenteral Pharmaceutical Composition

[00446] To prepare a parenteral pharmaceutical composition suitable for administration by injection (subcutaneous, intravenous), 1-100 mg of a water-soluble salt of a compound described herein, or a pharmaceutically acceptable salt or solvate thereof, is dissolved in sterile water and then mixed with 10 mL of 0.9% sterile saline. A suitable buffer is optionally added as well as optional acid or base to adjust the pH. The mixture is incorporated into a dosage unit form suitable for administration by injection

Example 55: Oral Solution

[00447] To prepare a pharmaceutical composition for oral delivery, a sufficient amount of a compound described herein, or a pharmaceutically acceptable salt thereof, is added to water (with optional solubilizer(s), optional buffer(s) and taste masking excipients) to provide a 20 mg/mL solution.

Example 56: Oral Tablet

[00448] A tablet is prepared by mixing 20-50% by weight of a compound described herein, or a pharmaceutically acceptable salt thereof, 20-50% by weight of microcrystalline cellulose, 1-10% by weight of low-substituted hydroxypropyl cellulose, and 1-10% by weight of magnesium

stearate or other appropriate excipients. Tablets are prepared by direct compression. The total weight of the compressed tablets is maintained at 100 -500 mg.

Example 57: Oral Capsule

[0001] To prepare a pharmaceutical composition for oral delivery, 10-500 mg of a compound described herein, or a pharmaceutically acceptable salt thereof, is mixed with starch or other suitable powder blend. The mixture is incorporated into an oral dosage unit such as a hard gelatin capsule, which is suitable for oral administration.

[00449] In another embodiment, 10-500 mg of a compound described herein, or a pharmaceutically acceptable salt thereof, is placed into Size 4 capsule, or size 1 capsule (hypromellose or hard gelatin) and the capsule is closed.

Example 58: Topical Gel Composition

[00450] To prepare a pharmaceutical topical gel composition, a compound described herein, or a pharmaceutically acceptable salt thereof, is mixed with hydroxypropyl cellulose, propylene glycol, isopropyl myristate and purified alcohol USP. The resulting gel mixture is then incorporated into containers, such as tubes, which are suitable for topical administration.

Example 59: Human Autotaxin Assay

[00451] ATX activity is assayed in concentrated conditioned media from Hep3B human hepatocellular carcinoma cells by measuring the amount of choline released from the substrate, lysophosphatidylcholine (LPC) as it is cleaved to LPA. Conditioned media is collected from confluent Hep3B cells and concentrated 20-fold using Centriprep-30 filter devices (Millipore). To assay for autotaxin inhibition, 10-20 μ L of the concentrated conditioned media is incubated with 2.5 μ L of a test compound in DMSO and 72.5-82.5 μ L lyso-PLD buffer (100 mM Tris pH 9, 500 mM NaCl, 5 mM $MgCl_2$, 5 mM $CaCl_2$, 0.05% Triton X-100 in the presence or absence of 0.2% fatty-acid-free human serum albumin) for 15 min at 37 °C. After the 15 min incubation, 5 μ L of 2 mM LPC (14:0; Avanti Polar Lipids Cat# 855575C) diluted in lyso-PLD buffer is added for a final concentration of 100 μ M and the incubation continues for 1.5-3 hours at 37 °C. 100 μ L of a color mix containing 4.5 mM 4-aminoantipyrine, 2.7 mM N-ethyl-N-(2-hydroxy-3-sulfopropyl)-m-toluidine, 21 units/ml horseradish peroxidase and 3 units/ml choline oxidase in 50 mM Tris, pH 8, 4.5 mM $MgCl_2$ is added and the incubation continued for 15 minutes at room temperature before reading the absorbance at 555 nm.

[00452] Illustrative biological activity of representative compounds in the human autotaxin assay described herein is presented in the following table:

Compound no.	IC ₅₀ (μM)
1-1	A
1-2	A
1-3	A
1-4	A
1-5	A
1-6	A
1-7	A
1-8	A
1-9	A
1-10	C
1-11	A
1-12	A
1-13	A
1-14	A
1-15	A
1-16	A
1-18	A
1-19	A
1-20	B
1-21	A
1-23	A
1-24	A
1-26	C
1-27	C
1-30	A
1-34	A
1-39	A
1-42	A
1-84	A
1-102	A
1-121	A
1-129	A
1-130	A
1-131	A
1-132	A
1-133	A
1-134	A
1-135	A
1-139	A
1-140	A
1-141	C
1-142	A
1-143	A
A11	A
A110	A

Compound no.	IC ₅₀ (μM)
A110 ent A	A
A110 ent B	A
A113	C
C11	A
C13	A
C109	A
C111	A
C114	A
C114 entA	A
C114 entB	A
E1	C
E2	A
E3	A

A is ≤0.5 μM; B is >0.5 μM but ≤1 μM; C >1 μM. Ent = enantiomer

Example 60: Human Whole Blood Autotaxin Assay

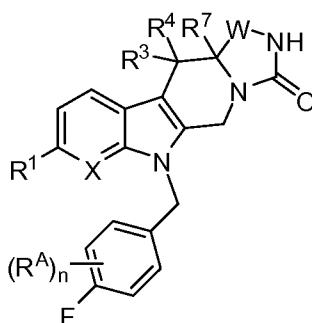
[00453] Inhibition of ATX activity in human whole blood is assayed by measuring the concentration of 20:4 LPA in plasma after a prolonged incubation at 37 °C. Blood is drawn from consenting human volunteers into heparin vacutainer tubes and 200 μl aliquots are added to 2 μl test compound in DMSO or DMSO alone. Several of the vehicle tubes are centrifuged immediately at 800 x g for 10 minutes at 4 °C and the plasma removed for processing to determine the baseline concentration of 20:4 LPA. The remaining blood samples containing vehicle or test compound are incubated at 37 °C for 4 hours before centrifuging at 800 x g for 10 minutes at 4 °C to obtain plasma. Plasma is processed for LCMS as follows: 40 ul plasma is removed and 5 volumes of methanol containing 125 ng/ml 17:0 LPA as an internal standard are added and the mixture incubated at -20 °C for 10 min before centrifuging at 4000 x g for 10 minutes at 4 °C. 150 μl of the supernatant is transferred to a 96-well plate and diluted with 100 μl of an organic solution (90:10:0.1 of water/acetonitrile/ammonium hydroxide) for analysis of 20:4 LPA concentrations by LCMS. LPA 20:4 and the internal standard (LPA 17:0) were analyzed on a quadrupole mass spectrometer (ABI Sciex 4000QTrap) in the negative ion mode (ESI) by multiple reaction monitoring (MRM). The mobile phases contain 0.1% ammonium hydroxide in 90% water/10% acetonitrile (solvent A) and 0.1% ammonium hydroxide in 90% acetonitrile/10% water (solvent B). The flow rate was maintained at 0.8 mL/min and the total run time was 3 min. Analytes were separated using a linear gradient as follows: 1) mobile phase was held for 0.5 min at 10% B; 2) B was increased from 10% to 90% over the next 1 min; 3) B was held constant for 0.5 min at 90%; and 4) B was returned to the initial gradient conditions.

[00454] The examples and embodiments described herein are for illustrative purposes only and various modifications or changes suggested to persons skilled in the art are to be included within the spirit and purview of this application and scope of the appended claims.

CLAIMS

WHAT IS CLAIMED IS:

1. A compound having the structure of Formula (VI), or a pharmaceutically acceptable salt or solvate thereof:



Formula (VI)

wherein,

R^1 is H, halogen, -CN, -OH, C_1 - C_4 alkyl, C_1 - C_4 fluoroalkyl, or C_1 - C_4 deuteroalkyl;

R^3 is H, F, C_1 - C_4 alkyl, or C_1 - C_4 fluoroalkyl;

R^4 is H, F, C_1 - C_4 alkyl, or C_1 - C_4 fluoroalkyl;

R^7 is H, or F;

each R^A substituent is independently H, halogen, OH, -O- C_1 - C_4 alkyl, -CN, C_1 - C_6 alkyl, C_1 - C_6 fluoroalkyl, or C_1 - C_6 deuteroalkyl;

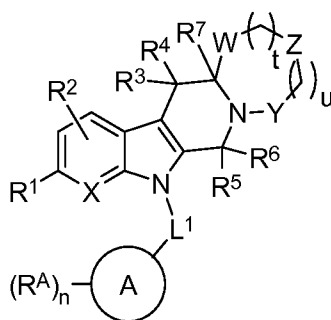
n is 0, or 1;

X is -CH=, -N=, or -CF=; and

W is -C(=O)-, -C(=S)-, or -CH₂-.

2. The compound of claim 1, or a pharmaceutically acceptable salt, or solvate thereof, wherein R^1 is H, F, Cl, -CN, -CH₃, -CF₃, or -CD₃.
3. The compound of claim 1, or a pharmaceutically acceptable salt, or solvate thereof, wherein R^1 is H or Cl.
4. The compound of any one of claims 1-3, or a pharmaceutically acceptable salt, or solvate thereof, wherein R^3 is H or -CH₃.
5. The compound of any one of claims 1-4, or a pharmaceutically acceptable salt, or solvate thereof, wherein R^4 is H or -CH₃.
6. The compound of any one of claims 1-5, or a pharmaceutically acceptable salt, or solvate thereof, wherein X is -CH= or -N=.
7. The compound of any one of claims 1-6, or a pharmaceutically acceptable salt, or solvate thereof, wherein W is -C(=O)-, or -CH₂-.

8. The compound of any one of claims 1-7, or a pharmaceutically acceptable salt, or solvate thereof, wherein n is 0.
9. The compound of claim 1, wherein the compound is:
 6-(4-fluorobenzyl)-5,6,11,11a-tetrahydro-1H-imidazo[1',5':1,6]pyrido[3,4-b]indol-3(2H)-one (compound no. 1-13);
 6-(4-fluorobenzyl)-5,6,11,11a-tetrahydro-1H-imidazo[1',5':1,6]pyrido[3,4-b] indole-1,3(2H)-dione (compound no. 1-15);
 (S)-6-(4-fluorobenzyl)-5,6,11,11a-tetrahydro-1H-imidazo[1',5':1,6]pyrido[3,4-b]indole-1,3(2H)-dione (compound no. 1-130);
 8-[p-fluorophenyl)methyl]-6,8,11,13-tetrazatetracyclo[7.7.0.0.2, 7.011,15] hexadeca-1(9),2(7),3,5-tetraen-12,14-dione (compound no. C109);
 6-(4-fluorobenzyl)-11,11-dimethyl-5,6,11,11a-tetrahydro-1H-imidazo[1',5':1,6]pyrido[3,4-b]indole-1,3(2H)-dione (compound no. A110);
 6-(4-fluorobenzyl)-11,11-dimethyl-5,6,11,11a-tetrahydro-1H-imidazo[1',5':1,6]pyrido[3,4-b]indole-1,3(2H)-dione (compound no. A110 Enantiomer A); or
 6-(4-fluorobenzyl)-11,11-dimethyl-5,6,11,11a-tetrahydro-1H-imidazo[1',5':1,6]pyrido[3,4-b]indole-1,3(2H)-dione (compound no. A110 Enantiomer B);
 or a pharmaceutically acceptable salt, or solvate thereof of any of the preceding compounds.
10. A compound having the structure of Formula (Ia), or a pharmaceutically acceptable salt or solvate thereof:



Formula (Ia)

wherein,

R¹ is H, halogen, -CN, C₁-C₄alkyl, -CF₃, or C₁-C₄deuteroalkyl;

R² is H, halogen, -CN, -OH, C₁-C₄alkyl, C₁-C₄fluoroalkyl, C₁-C₄deuteroalkyl, C₁-C₄alkoxy, or C₁-C₄fluoroalkoxy;

R^3 is H, F, C_1 - C_4 alkyl, or C_1 - C_4 fluoroalkyl;

R^4 is H, F, C_1 - C_4 alkyl, or C_1 - C_4 fluoroalkyl;

R^5 is H, F, C_1 - C_4 alkyl, or C_1 - C_4 fluoroalkyl;

R^6 is H, F, C_1 - C_4 alkyl, or C_1 - C_4 fluoroalkyl;

R^7 is H, or F;

R^8 is independently selected from H, -OH, -OR⁹, C_1 - C_6 alkyl, and C_1 - C_6 fluoroalkyl;

L^1 is absent, substituted or unsubstituted C_1 - C_4 alkylene, or substituted or unsubstituted C_3 - C_7 cycloalkylene;

A is a substituted or unsubstituted aryl, substituted or unsubstituted monocyclic heteroaryl, substituted or unsubstituted bicyclic heteroaryl, substituted or unsubstituted monocyclic heterocycloalkyl, or substituted or unsubstituted bicyclic heterocycloalkyl;

each R^A substituent is independently H, halogen, OH, -OR⁹, -CN, -NO₂, C_1 - C_6 alkyl, C_1 - C_6 fluoroalkyl, C_1 - C_6 deuteroalkyl, C_1 - C_6 heteroalkyl, substituted or unsubstituted C_3 - C_8 cycloalkyl, substituted or unsubstituted C_2 - C_{10} heterocycloalkyl, substituted or unsubstituted aryl, - C_1 - C_4 alkylene-substituted or unsubstituted aryl, substituted or unsubstituted heteroaryl, - C_1 - C_4 alkylene-substituted or unsubstituted heteroaryl, -C(=O)R⁹, -S(=O)₂R⁹, -S(=O)R⁹, -SR⁹, -S(=O)₂N(R¹⁰)₂, -NR¹⁰S(=O)₂R⁹, -OC(=O)R⁹, -CO₂R¹⁰, -OCO₂R⁹, -N(R¹⁰)₂, -C(=O)N(R¹⁰)₂, -OC(=O)N(R¹⁰)₂, -NHC(=O)R⁹, or -NHC(=O)OR⁹;

or two R^A groups may be taken together with the intervening atoms connecting the two R^A groups to form a substituted or unsubstituted ring containing 0-3 heteroatoms selected from -O-, -NR¹¹- and -S-;

n is 0, 1, 2, 3, or 4;

X is -CH=, -N=, or -CF=;

W is -C(=O)-, -C(=S)-, or -CH₂-;

Y is -C(=O)-, -C(=S)-, -CH₂- or -CF₂-;

Z is -CH₂-, -O-, >N-(C_1 - C_6 alkyl), -Z'-, -Z'-NH- or -NH-Z'-;

Z' is >N-L²-B-L³-Q;

L^2 is absent, substituted or unsubstituted C_1 - C_6 alkylene, substituted or unsubstituted C_1 - C_6 fluoroalkylene, or substituted or unsubstituted C_3 - C_6 cycloalkylene;

B is absent, -O-, -S-, -S(=O)-, -S(=O)₂-, -NR¹¹-, -C(=O)-, -C(=O)NR¹⁰-, or -NR¹⁰C(=O)-;

L^3 is absent, substituted or unsubstituted C_1 - C_6 alkylene, substituted or unsubstituted C_1 - C_6 fluoroalkylene, or substituted or unsubstituted C_3 - C_6 cycloalkylene;

Q is $-\text{CO}_2\text{H}$, $-\text{CO}_2(\text{C}_1\text{-C}_6\text{alkyl})$, $-\text{OH}$, $-\text{B}(\text{OH})_2$, $-\text{C}(=\text{O})\text{NHSO}_2\text{R}^9$, $-\text{C}(=\text{O})\text{N}(\text{R}^{10})_2$, $-\text{C}(=\text{O})\text{NH-OH}$, $-\text{C}(=\text{O})\text{NH-CN}$, $-\text{SO}_2\text{NHC}(=\text{O})\text{R}^9$, $-\text{OP}(=\text{O})(\text{OH})_2$, $-\text{P}(=\text{O})(\text{OH})_2$, tetrazolyl, carboxylic acid bioisostere, substituted or unsubstituted monocyclic heterocycle, $-\text{S}(=\text{O})_2\text{R}^9$, $-\text{S}(=\text{O})\text{R}^9$, $-\text{SR}^9$, $-\text{S}(=\text{O})_2\text{N}(\text{R}^{10})_2$, $-\text{NR}^{10}\text{S}(=\text{O})_2\text{R}^9$, $-\text{OC}(=\text{O})\text{R}^9$, $-\text{OCO}_2\text{R}^9$, $-\text{N}(\text{R}^{10})_2$, $-\text{C}(=\text{O})\text{N}(\text{R}^{10})_2$, $-\text{OC}(=\text{O})\text{N}(\text{R}^{10})_2$, $-\text{NHC}(=\text{O})\text{R}^9$, or $-\text{NHC}(=\text{O})\text{OR}^9$;

each R^9 is independently $\text{C}_1\text{-C}_6\text{alkyl}$, $\text{C}_1\text{-C}_6\text{fluoroalkyl}$, $\text{C}_1\text{-C}_6\text{deuteroalkyl}$, $\text{C}_3\text{-C}_6\text{cycloalkyl}$, a substituted or unsubstituted phenyl, $-\text{C}_1\text{-C}_4\text{alkylene-substituted}$ or unsubstituted aryl, a substituted or unsubstituted monocyclic heteroaryl, $-\text{C}_1\text{-C}_4\text{alkylene-substituted}$ or unsubstituted monocyclic heteroaryl, or a substituted or unsubstituted bicyclic heteroaryl;

each R^{10} is independently H, $\text{C}_1\text{-C}_6\text{alkyl}$, $\text{C}_1\text{-C}_6\text{fluoroalkyl}$, $\text{C}_1\text{-C}_6\text{deuteroalkyl}$, $\text{C}_3\text{-C}_6\text{cycloalkyl}$, a substituted or unsubstituted phenyl, $-\text{C}_1\text{-C}_4\text{alkylene-substituted}$ or unsubstituted aryl, a substituted or unsubstituted monocyclic heteroaryl, or $-\text{C}_1\text{-C}_4\text{alkylene-substituted}$ or unsubstituted monocyclic heteroaryl;

or two R^{10} groups attached to the same N atom are taken together with the N atom to which they are attached to form a substituted or unsubstituted heterocycle;

R^{11} is H, $\text{C}_1\text{-C}_6\text{alkyl}$, $\text{C}_1\text{-C}_6\text{fluoroalkyl}$, $\text{C}_1\text{-C}_6\text{deuteroalkyl}$, $\text{C}_3\text{-C}_6\text{cycloalkyl}$, a substituted or unsubstituted phenyl, $-\text{C}_1\text{-C}_4\text{alkylene-substituted}$ or unsubstituted aryl, a substituted or unsubstituted monocyclic heteroaryl, $-\text{C}_1\text{-C}_4\text{alkylene-substituted}$ or unsubstituted monocyclic heteroaryl, $-\text{S}(=\text{O})_2\text{R}^9$, $-\text{C}(=\text{O})\text{R}^9$, $-\text{CO}_2\text{R}^{10}$, or $-\text{C}(=\text{O})\text{N}(\text{R}^{10})_2$;

t is 0 or 1; and

u is 0 or 1.

11. The compound of claim 10, or a pharmaceutically acceptable salt or solvate thereof, wherein:

Z is $-\text{CH}_2-$, $-\text{O}-$, $>\text{N}(\text{C}_1\text{-C}_6\text{alkyl})$, or $-\text{Z}'-$;

Z' is $>\text{N-L}^2\text{-B-L}^3\text{-Q}$;

L^2 is absent, substituted or unsubstituted $\text{C}_1\text{-C}_6\text{alkylene}$, substituted or unsubstituted $\text{C}_1\text{-C}_6\text{fluoroalkylene}$, or substituted or unsubstituted $\text{C}_3\text{-C}_6\text{cycloalkylene}$;

B is absent, $-\text{O}-$, $-\text{S}-$, $-\text{S}(=\text{O})-$, $-\text{S}(=\text{O})_2-$, $-\text{NR}^{11}-$, $-\text{C}(=\text{O})-$, $-\text{C}(=\text{O})\text{NR}^{10}-$, or $-\text{NR}^{10}\text{C}(=\text{O})-$;

L^3 is absent, substituted or unsubstituted $\text{C}_1\text{-C}_6\text{alkylene}$, substituted or unsubstituted $\text{C}_1\text{-C}_6\text{fluoroalkylene}$, or substituted or unsubstituted $\text{C}_3\text{-C}_6\text{cycloalkylene}$; and

Q is $-\text{CO}_2\text{H}$, $-\text{CO}_2(\text{C}_1\text{-C}_6\text{alkyl})$, $-\text{OH}$, $-\text{B}(\text{OH})_2$, $-\text{C}(=\text{O})\text{NHSO}_2\text{R}^9$, $-\text{C}(=\text{O})\text{N}(\text{R}^{10})_2$, $-\text{C}(=\text{O})\text{NH-OH}$, $-\text{C}(=\text{O})\text{NH-CN}$, $-\text{SO}_2\text{NHC}(=\text{O})\text{R}^9$, $-\text{OP}(=\text{O})(\text{OH})_2$, $-\text{P}(=\text{O})(\text{OH})_2$, tetrazolyl, or carboxylic acid bioisostere.

12. The compound of claim 10 or claim 11, or a pharmaceutically acceptable salt or solvate thereof, wherein:
Z is -Z'-.
13. The compound of any one of claims 10-12, or a pharmaceutically acceptable salt or solvate thereof, wherein:
L² is C₁-C₆alkylene, or C₃-C₆cycloalkylene;
B is absent; and
L³ is absent.
14. The compound of any one of claims 10-12, or a pharmaceutically acceptable salt or solvate thereof, wherein:
L² is C₁-C₆alkylene;
B is absent; and
L³ is absent or C₃-C₆cycloalkylene.
15. The compound of any one of claims 10-14, or a pharmaceutically acceptable salt, or solvate thereof, wherein
L² is C₁-C₆alkylene; and
Q is -CO₂H, -CO₂(C₁-C₆alkyl), -B(OH)₂, -C(=O)NHSO₂R⁹, -C(=O)N(R¹⁰)₂, tetrazolyl, or carboxylic acid bioisostere.
16. The compound of any one of claims 10-12, or a pharmaceutically acceptable salt, or solvate thereof, wherein:
L² is absent, -CH₂-, -CH₂CH₂-, -CH₂CH₂CH₂-, or -CH₂CH₂CH₂CH₂-; and
Q is -CO₂H, or -CO₂(C₁-C₆alkyl).
17. The compound of any one of claims 10-16, or a pharmaceutically acceptable salt, or solvate thereof, wherein:
R³ is H, F, Cl, Br, -CN, -OH, -CH₃, or -CF₃; and
R⁴ is H, F, Cl, Br, -CN, -OH, -CH₃, or -CF₃.
or R³ and R⁴ are taken together with the carbon atom to which they are attached to form -C(=O)- or cyclopropyl.
18. The compound of any one of claims 10-17, or a pharmaceutically acceptable salt, or solvate thereof, wherein:
R⁵ is H, F, Cl, -CH₃, or -CF₃; and
R⁶ is H, F, Cl, -CH₃, or -CF₃.
19. The compound of any one of claims 10-18, or a pharmaceutically acceptable salt, or solvate thereof, wherein:

R⁷ is H, F, Cl, -CH₃, or -CF₃.

20. The compound of any one of claims 10-19, or a pharmaceutically acceptable salt, or solvate thereof, wherein:

L¹ is absent or C₁₋₄alkylene; and

A is phenyl, naphthyl, furanyl, pyrrolyl, oxazolyl, thiazolyl, imidazolyl, pyrazolyl, triazolyl, tetrazolyl, isoxazolyl, isothiazolyl, oxadiazolyl, thiadiazolyl, pyridinyl, pyrimidinyl, pyrazinyl, pyridazinyl, triazinyl, quinolinyl, isoquinolinyl, quinazolinyl, quinoxalinyl, naphthyridinyl, indolyl, indazolyl, benzoxazolyl, benzisoxazolyl, benzofuranyl, benzothienyl, benzothiazolyl, benzimidazolyl, purinyl, cinnolyl, phthalazinyl, pteridinyl, pyridopyrimidinyl, pyrazolopyrimidinyl, or azaindolyl.

21. The compound of any one of claims 10-20, or a pharmaceutically acceptable salt, or solvate thereof, wherein:

L¹ is absent, -CH₂-, -CH₂CH₂-, -CH₂CH₂CH₂-, or -CH₂CH₂CH₂CH₂-.

22. The compound of any one of claims 10-21, or a pharmaceutically acceptable salt, or solvate thereof, wherein:

A is phenyl.

23. The compound of any one of claims 10-21, or a pharmaceutically acceptable salt, or solvate thereof, wherein:

A is pyridinyl, pyrimidinyl, pyrazinyl, pyridazinyl, or triazinyl.

24. The compound of any one of claims 10-21, or a pharmaceutically acceptable salt, or solvate thereof, wherein:

A is pyridinyl.

25. The compound of any one of claims 10-21, or a pharmaceutically acceptable salt, or solvate thereof, wherein:

A is furanyl, pyrrolyl, oxazolyl, thiazolyl, imidazolyl, pyrazolyl, triazolyl, tetrazolyl, isoxazolyl, isothiazolyl, oxadiazolyl, thiadiazolyl, pyridinyl, pyrimidinyl, pyrazinyl, pyridazinyl, or triazinyl.

26. The compound of any one of claims 10-25, or a pharmaceutically acceptable salt, or solvate thereof, wherein:

R¹ is H, halogen, -CN, -OH, C₁-C₄alkyl, C₁-C₄fluoroalkyl, C₁-C₄deuteroalkyl, C₁-C₄alkoxy, C₁-C₄fluoroalkoxy, or C₁-C₄hydroxyalkyl.

27. The compound of any one of claims 10-26, or a pharmaceutically acceptable salt, or solvate thereof, wherein:

R^1 is H, F, Cl, Br, -CN, -OH, -CH₃, -CF₃, -CD₃, -OCH₃, -OCH₂CH₃, -OCF₃, -OCH₂CF₃, or -CH₂OH.

28. The compound of any one of claims 10-27, or a pharmaceutically acceptable salt, or solvate thereof, wherein:

R^2 is H, halogen, -CN, -OH, C₁-C₄alkyl, C₁-C₄fluoroalkyl, C₁-C₄deuteroalkyl, C₁-C₄alkoxy, or C₁-C₄fluoroalkoxy.

29. The compound of any one of claims 10-28, or a pharmaceutically acceptable salt, or solvate thereof, wherein:

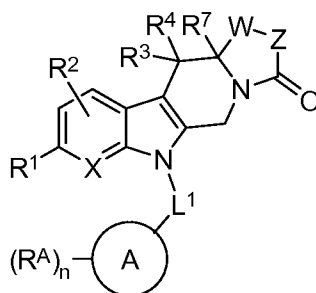
R^2 is H, F, Cl, Br, I, -CN, -OH, -CH₃, -CF₃, -CD₃, -OCH₃, -OCH₂CH₃, -OCF₃, or -OCH₂CF₃.

30. The compound of any one of claims 10-29, or a pharmaceutically acceptable salt, or solvate thereof, wherein:

t is 0; and

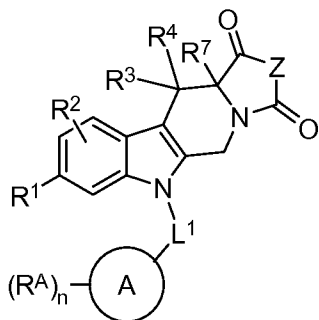
u is 0

31. The compound of any one of claims 10-30, or a pharmaceutically acceptable salt or solvate thereof, wherein the compound has the following structure of Formula (II):

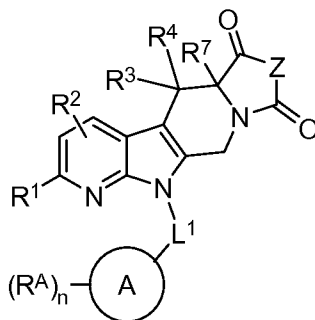


Formula (II).

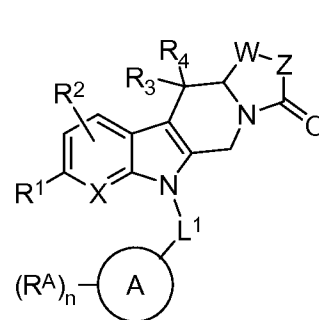
32. The compound of any one of claims 10-31, or a pharmaceutically acceptable salt or solvate thereof, wherein the compound has the following structure of Formula (III), Formula (IV), or Formula (V):



Formula (III)



Formula (IV)



Formula (V).

33. A compound of claim 10, wherein the compound is:
- 4-(6-(4-fluorobenzyl)-1,3-dioxo-11,11a-dihydro-1H-imidazo[1',5':1,6]pyrido[3,4-b]indol-2(3H,5H,6H)-yl)butanoic acid (compound no. 1-1);
- (S)-4-(6-(4-fluorobenzyl)-1,3-dioxo-11,11a-dihydro-1H-imidazo[1',5':1,6]pyrido[3,4-b]indol-2(3H,5H,6H)-yl)butanoic acid (compound no. 1-2);
- (R)-4-(6-(4-fluorobenzyl)-1,3-dioxo-11,11a-dihydro-1H-imidazo[1',5':1,6]pyrido[3,4-b]indol-2(3H,5H,6H)-yl)butanoic acid (compound no. 1-3);
- 3-(6-(4-fluorobenzyl)-1,3-dioxo-11,11a-dihydro-1H-imidazo[1',5':1,6]pyrido[3,4-b]indol-2(3H,5H,6H)-yl)propanoic acid (compound no. 1-4);
- 3-(6-(4-fluorobenzyl)-1,3-dioxo-11,11a-dihydro-1H-imidazo[1',5':1,6]pyrido[3,4-b]indol-2(3H,5H,6H)-yl)propanoic acid (compound no. 1-5; Enantiomer A);
- 3-(6-(4-fluorobenzyl)-1,3-dioxo-11,11a-dihydro-1H-imidazo[1',5':1,6]pyrido[3,4-b]indol-2(3H,5H,6H)-yl)propanoic acid (compound no. 1-6; Enantiomer B);
- 4-(1,3-dioxo-6-(3-phenylpropyl)-11,11a-dihydro-1H-imidazo[1',5':1,6]pyrido[3,4-b]indol-2(3H,5H,6H)-yl)butanoic acid (compound no. 1-7);
- 6-(4-fluorobenzyl)-5,6,11,11a-tetrahydrooxazolo[3',4':1,6]pyrido[3,4-b]indol-3(1H)-one (compound no. 1-8);
- (S)-6-(4-fluorobenzyl)-5,6,11,11a-tetrahydrooxazolo[3',4':1,6]pyrido[3,4-b]indol-3(1H)-one (compound no. 1-9);
- (R)-6-(4-fluorobenzyl)-5,6,11,11a-tetrahydrooxazolo[3',4':1,6]pyrido[3,4-b]indol-3(1H)-one (compound no. 1-10);
- (S)-4-(6-((6-methoxypyridin-3-yl)methyl)-1,3-dioxo-11,11a-dihydro-1H-imidazo[1',5':1,6]pyrido[3,4-b]indol-2(3H,5H,6H)-yl)butanoic acid (compound no. 1-11);
- (S)-3-(6-((6-methoxypyridin-3-yl)methyl)-1,3-dioxo-11,11a-dihydro-1H-imidazo[1',5':1,6]pyrido[3,4-b]indol-2(3H,5H,6H)-yl)propanoic acid (compound no. 1-12);
- 6-(4-fluorobenzyl)-2-methyl-5,6,11,11a-tetrahydro-1H-imidazo[1',5':1,6]pyrido[3,4-b]indol-3(2H)-one (compound no. 1-14);
- 6-(4-fluorobenzyl)-2-methyl-5,6,11,11a-tetrahydro-1H-imidazo[1',5':1,6]pyrido[3,4-b]indole-1,3(2H)-dione (compound no. 1-129);
- 6-(4-fluorobenzyl)-2-(2-hydroxyethyl)-5,6,11,11a-tetrahydro-1H-imidazo[1',5':1,6]pyrido[3,4-b]indole-1,3(2H)-dione (compound no. 1-121);
- 2-(6-(4-fluorobenzyl)-1,3-dioxo-5,6,11,11a-tetrahydro-1H-imidazo[1',5':1,6]pyrido[3,4-b]indol-2(3H)-yl)acetonitrile (compound no. 1-139);

2-(6-(4-fluorobenzyl)-1,3-dioxo-5,6,11,11a-tetrahydro-1*H*-imidazo[1',5':1,6]pyrido[3,4-*b*]indol-2(3*H*)-yl)acetic acid (compound no. 1-19);

7-(4-fluorobenzyl)-2,3,6,7,12,12*a*-hexahydropyrazino[1',2':1,6]pyrido[3,4-*b*]indole-1,4-dione (compound no. 1-16);

2-(7-(4-fluorobenzyl)-1,4-dioxo-3,4,6,7,12,12*a*-hexahydropyrazino [1',2':1,6]pyrido[3,4-*b*]indol-2(1*H*)-yl)acetic acid (compound no. 1-23);

3-(7-(4-fluorobenzyl)-1,4-dioxo-3,4,6,7,12,12*a*-hexahydropyrazino [1',2':1,6]pyrido[3,4-*b*]indol-2(1*H*)-yl)propanoic acid (compound no. 1-24);

(*S*)-4-(6-(4-fluorobenzyl)-1,3-dioxo-5,6,11,11*a*-tetrahydro-1*H*-imidazo[1',5':1,6]pyrido[3,4-*b*]indol-2(3*H*)-yl)-2,2-dimethylbutanoic acid (compound no. 1-39);

(*S*)-4-(6-(4-fluorobenzyl)-1,3-dioxo-5,6,11,11*a*-tetrahydro-1*H*-imidazo[1',5':1,6]pyrido[3,4-*b*]indol-2(3*H*)-yl)-3,3-dimethylbutanoic acid (compound no. 1-42);

(*S*)-4-(8-chloro-6-(4-fluorobenzyl)-1,3-dioxo-5,6,11,11*a*-tetrahydro-1*H*-imidazo[1',5':1,6]pyrido[3,4-*b*]indol-2(3*H*)-yl)butanoic acid (compound no. 1-27);

(*S*)-8-chloro-6-(4-fluorobenzyl)-5,6,11,11*a*-tetrahydro-1*H*-imidazo[1',5':1,6] pyrido[3,4-*b*]indole-1,3(2*H*)-dione (compound no. 1-26);

(*S*)-3-(6-((6-chloropyridin-3-yl)methyl)-1,3-dioxo-5,6,11,11*a*-tetrahydro-1*H*-imidazo[1',5':1,6]pyrido[3,4-*b*]indol-2(3*H*)-yl)propanoic acid (compound no. 1-84);

(*S*)-1-((6-((6-methoxypyridin-3-yl)methyl)-1,3-dioxo-5,6,11,11*a*-tetrahydro-1*H*-imidazo[1',5':1,6]pyrido[3,4-*b*]indol-2(3*H*)-yl)methyl)cyclopropane-1-carboxylic acid (compound no. 1-18);

(*S*)-3-(6-(4-fluorobenzyl)-1,3-dioxo-5,6,11,11*a*-tetrahydro-1*H*-imidazo[1',5':1,6]pyrido[3,4-*b*]indol-2(3*H*)-yl)-2,2-dimethylpropanoic acid (compound no. 1-30);

(*S*)-1-((6-(4-fluorobenzyl)-1,3-dioxo-5,6,11,11*a*-tetrahydro-1*H*-imidazo[1',5':1,6]pyrido[3,4-*b*]indol-2(3*H*)-yl)methyl)cyclopropane-1-carboxylic acid (compound no. 1-34);

3-{8-[(4-fluorophenyl)methyl]-12,14-dioxo-6.8.11.13-tetraazatetracyclo [7.7.0.0.2, 7.0.1.1,15]hexadeca-1(9),2(7),3,5-tetraen-13-yl}propionic acid (compound no. C114)

3-{8-[(4-fluorophenyl)methyl]-12,14-dioxo-6.8.11.13-tetraazatetracyclo [7.7.0.0.2, 7.0.1.1,15]hexadeca-1(9),2(7),3,5-tetraen-13-yl}propionic acid (compound no. C114 Enantiomer A);

3-{8-[(4-fluorophenyl)methyl]-12,14-dioxo-6.8.11.13-tetraazatetracyclo [7.7.0.02, 7.011,15]hexadeca-1(9),2(7),3,5-tetraen-13-yl} propionic acid (compound no. C114 Enantiomer B);

(S)-3-(6-(4-fluorobenzyl)-1-oxo-3-thioxo-5,6,11,11a-tetrahydro-1H-imidazo [1',5':1,6]pyrido[3,4-b]indol-2(3H)-yl)propanoic acid (compound no. E1);

3-(6-(4-fluorobenzyl)-11,11-dimethyl-1,3-dioxo-5,6,11,11a-tetrahydro-1H-imidazo[1',5':1,6]pyrido[3,4-b]indol-2(3H)-yl)propanoic acid (compound no. A11);

2-(6-(4-fluorobenzyl)-3-oxo-11,11a-dihydro-1H-imidazo[1',5':1,6]pyrido[3,4-b]indol-2(3H,5H,6H)-yl)acetic acid (compound no. 1-20);

3-(6-(4-fluorobenzyl)-3-oxo-11,11a-dihydro-1H-imidazo[1',5':1,6]pyrido[3,4-b]indol-2(3H,5H,6H)-yl)propanoic acid (compound no. 1-21);

(S)-3-(1,3-dioxo-6-((2-(trifluoromethyl)thiazol-5-yl)methyl)-11,11a-dihydro-1H-imidazo[1',5':1,6]pyrido[3,4-b]indol-2(3H,5H,6H)-yl)propanoic acid (compound no. 1-102);

(S)-3-(6-(4-methoxybenzyl)-1,3-dioxo-11,11a-dihydro-1H-imidazo[1',5':1,6]pyrido[3,4-b]indol-2(3H,5H,6H)-yl)propanoic acid (compound no. 1-131);

(S)-3-(6-(2,4-dichlorobenzyl)-1,3-dioxo-11,11a-dihydro-1H-imidazo[1',5':1,6]pyrido[3,4-b]indol-2(3H,5H,6H)-yl)propanoic acid (compound no. 1-132);

(S)-3-(6-(4-chloro-2-fluorobenzyl)-1,3-dioxo-11,11a-dihydro-1H-imidazo[1',5':1,6]pyrido[3,4-b]indol-2(3H,5H,6H)-yl)propanoic acid (compound no. 1-133);

(S)-3-(6-(2,4-difluorobenzyl)-1,3-dioxo-11,11a-dihydro-1H-imidazo[1',5':1,6]pyrido[3,4-b]indol-2(3H,5H,6H)-yl)propanoic acid (compound no. 1-134);

(S)-3-(6-((6-fluoropyridin-3-yl)methyl)-1,3-dioxo-11,11a-dihydro-1H-imidazo[1',5':1,6]pyrido[3,4-b]indol-2(3H,5H,6H)-yl)propanoic acid (compound no. 1-135);

(S)-6-(4-fluorobenzyl)-3-thioxo-2,3,5,6,11,11a-hexahydro-1H-imidazo[1',5':1,6]pyrido[3,4-b]indol-1-one (compound no. E2);

(S)-3-(6-(4-fluorobenzyl)-3-oxo-1-thioxo-5,6,11,11a-tetrahydro-1H-imidazo [1',5':1,6]pyrido[3,4-b]indol-2(3H)-yl)propanoic acid (compound no. 1-141);

3-{8-[(p-fluorophenyl)methyl]-12,14-dioxo-6.8.11.13-tetrazatetracyclo [7.7.0.02,7.011,15]hexadeca-1(9),2(7),3,5-tetraene-13-yl}-2,2-dimethyl propionic acid (compound no. C111);

8-[*p*-fluorophenyl)methyl]-12-thioxo-6.8.11.13-tetrazatetracyclo[7.7.0.02,7.011,15]hexadeca-1(9),2(7),3,5-tetraen-14-one (compound no. E3);
 3-{8-[(*p*-fluorophenyl)methyl]-16,16-dimethyl-12,14-dioxo-6.8.11.13-tetrazatetracyclo[7.7.0.02,7.011,15]hexadeca-1(9),2(7),3,5-tetraene-13-yl}propionic acid (compound no. C11);
 (S)-3-(6-(4-fluorobenzyl)-1,3-dioxo-11,11a-dihydro-1H-imidazo[1',5':1,6]pyrido[3,4-b]indol-2(3H,5H,6H)-yl)-N-(methylsulfonyl)propanamide (compound no. 1-142);
 (S)-3-(6-(4-fluorobenzyl)-1,3-dioxo-11,11a-dihydro-1H-imidazo[1',5':1,6]pyrido[3,4-b]indol-2(3H,5H,6H)-yl)-N-(phenylsulfonyl)propanamide (compound no. 1-143);
 3-(6-(4-fluorobenzyl)-11a-methyl-1,3-dioxo-11,11a-dihydro-1H-imidazo[1',5':1,6]pyrido[3,4-b]indol-2(3H,5H,6H)-yl)propanoic acid (compound no. A113);
 2-((2H-tetrazol-5-yl)methyl)-6-(4-fluorobenzyl)-5,6,11,11a-tetrahydro-1H-imidazo[1',5':1,6]pyrido[3,4-b]indole-1,3(2H)-dione (compound no. 1-140); or
 3-{8-[(*p*-fluorophenyl)methyl]-16,16-dimethyl-12,14-dioxo-6.8.11.13-tetrazatetracyclo[7.7.0.02,7.011,15]hexadeca-1(9),2(7),3,5-tetraene-13-yl}-2,2-dimethylpropionic acid (compound no. C13);
 or a pharmaceutically acceptable salt, or solvate thereof of any one of the preceding compounds.

34. A pharmaceutical composition comprising a compound of any one of claims 1-33, or a pharmaceutically acceptable salt, or solvate thereof, and at least one pharmaceutically acceptable excipient.
35. A method for treating or preventing cancer in a mammal comprising administering a therapeutically effective amount of a compound of any one of claims 1-33, or a pharmaceutically acceptable salt, or solvate thereof, to the mammal in need thereof.
36. The method of claim 35, wherein the cancer is amenable to treatment with an autotaxin inhibitor.
37. A method for the treatment or prevention of fibrosis in a mammal comprising administering a therapeutically effective amount of a compound of any one of claims 1-33, or a pharmaceutically acceptable salt, or solvate thereof, to the mammal in need thereof.
38. The method of claim 37, wherein the fibrosis is amenable to treatment with an autotaxin inhibitor.

39. The method of any one of claims 35-38, further comprising administering a second therapeutic agent to the mammal in addition to the compound of any one of claims 1-33, or a pharmaceutically acceptable salt, or solvate thereof.